STATISTICAL SUMMARY — 1994

ANNUAL REPORT OF THE



ILLINOIS COURTS

Recycled Paper
Printed by Authority of the State of Illinois
(X504923-700-8/95)
Front Cover: State of Illinois Building, 160 North LaSalle Street, Chicago (Holabird & Root/Capital Development Board photo)

ANNUAL REPORT OF THE ILLINOIS COURTS

- -

STATISTICAL SUMMARY - 1994

Compiled and Published by the
Administrative Office of the Illinois Courts
840 S. Spring Street
Springfield, Illinois 62704
(217) 785-2125

ACKNOWLEDGEMENTS

The Administrative Office of the Illinois Courts gratefully acknowledges and sincerely appreciates the efforts of the clerks of the circuit, appellate, and supreme courts, and probation managers throughout the state for their contributions to this summary.

We wish to thank two employees of the Supreme Court Clerk's office: Ms. Lou Ann Reichle prepared the narrative and Ms. Lisa Rhodes prepared the statistical tables in the supreme court section.

We also wish to thank several members of the AOIC staff for their contributions. Mr. Rich Adkins of the Probation Services Division prepared statistical tables for the probation section. Mr. Matt DeSalle of the Judicial Management Information Services Division made modifications to a new database application used to compile the circuit court statistics. Mr. James O'Donnell of the Court Services Division prepared the statistical tables for the circuit and appellate courts sections. Ms. Diane Paulauskis of the Court Services Division worked with the publisher on the production of the summary. Ms. Betty Stephens of the Executive Office produced the graphical presentations in the circuit and appellate court sections.

Mr. Adkins [(217) 524-1277] is available to answer questions about probation statistics.

Mr. O'Donnell [(312) 793-4118] is available to answer questions about court statistics appearing in this report. For more detailed information, or for information which does not appear in this publication, the reader is directed to the clerk of the appropriate court.

CONTENTS

Title Page i
Acknowledgements ii
Contents iii

CIRCUIT COURTS OF ILLINOIS

Map of Judicial Circuits of Illinois 3

Directory of Circuit Clerks of Illinois 4

Graphical Presentation of Five Year Trends - - Total Caseload and Selected Case Categories 7

Circuit Court Caseload and Statistical Records 13
- Caseload Summaries by Circuit 14
- Case Filing Ratio: Judge/Population 15
- Caseload Statistics by County 16
- Age of Pending Cases by Category (Downstate Circuits) 29
- Law Jury Caseload Summaries by Circuit 30
- Law Jury Statistics by County 31
- Time Lapse: Case Filing to Date of Verdict (Law Jury Cases Over $15,000) 34
- Felony Dispositions by County 37
- Felony Sentences by County 40
- Circuit Clerk Revenue and Expenditures by County 43
- Circuit Clerk Revenue Distribution by County
  - Fines, Penalties, Assessments, and Forfeitures 46
  - Fines, Penalties, Assessments, and Forfeitures & Fees of Others 49
  - Fees of Others & Miscellaneous Disbursements 52

Graphical Presentation of Five Year Trends - - Circuit Court Adult and Juvenile Probation Statistics 55

Circuit Court Adult and Juvenile Probation Statistics 59
- Active Adult Caseload Report 61
- Adult Investigation Report 64
- Programs Ordered for New Adult Cases 67
- IPS Program Caseloads 70
- Specialized DUI Program Caseloads 71
- Active Juvenile Caseload Report 72
- Juvenile Investigation Report 75
- Juvenile Court Activity Report
  - Petitions Filed 78
  - Continued Under Supervision 81
  - Adjudications and Criminal Prosecutions 84
- Juvenile Detention Admissions and Commitments to IDOC Report 87
- Juvenile Placements Report 90
- Restitution and Public Community Service Report 93

APPELLATE COURT OF ILLINOIS

Map of Appellate and Supreme Court Judicial Districts and Directory of Appellate Clerks 98

Graphical Presentation of Five Year Trends - - Total Caseload and Caseload by Appellate District 100

Appellate Court Caseload and Statistical Records 103
- Caseload Summary by District 104
- Case Dispositions by District 105
- Method of Case Disposition 106
- Time Lapse: Case Filing to Disposition 107
- Time Lapse: Brief Filing to Disposition 108
- Opinions and Rule 23 Orders 109

SUPREME COURT OF ILLINOIS

Caseload and Statistical Records - - Five Year Trends and 1994 Data 111
- Case Filings and Dispositions 112
- Table 1: Summary of Case Filings and Final Dispositions, 1990 -1994 114
- Table 2: Summary of Petitions for Leave and/or Appeal as a Matter of Right Under Rules 315/317 - General Docket, 1990 - 1994 115
- Table 3: Mandatory Jurisdiction Appeals - General Docket, 1990 - 1994 116
- Table 4: Summary of the Call of the Docket, 1990 - 1994 116
- Table 5: Summary of Opinions, 1990 - 1994 117
- Table 6: Summary of Rehearings, 1990 - 1994 117
- Table 7: Attorney Disciplinary Cases, 1994 118
- Figure 1: Filings, 1990 - 1994 119
- Figure 2: Petitions for Leave to Appeal Filed as a Percent of Appeals Decided by Appellate Court Opinion or Rule 23 Order, 1990 - 1994 119

CIRCUIT COURTS OF ILLINOIS

MAP OF JUDICIAL CIRCUITS OF ILLINOIS

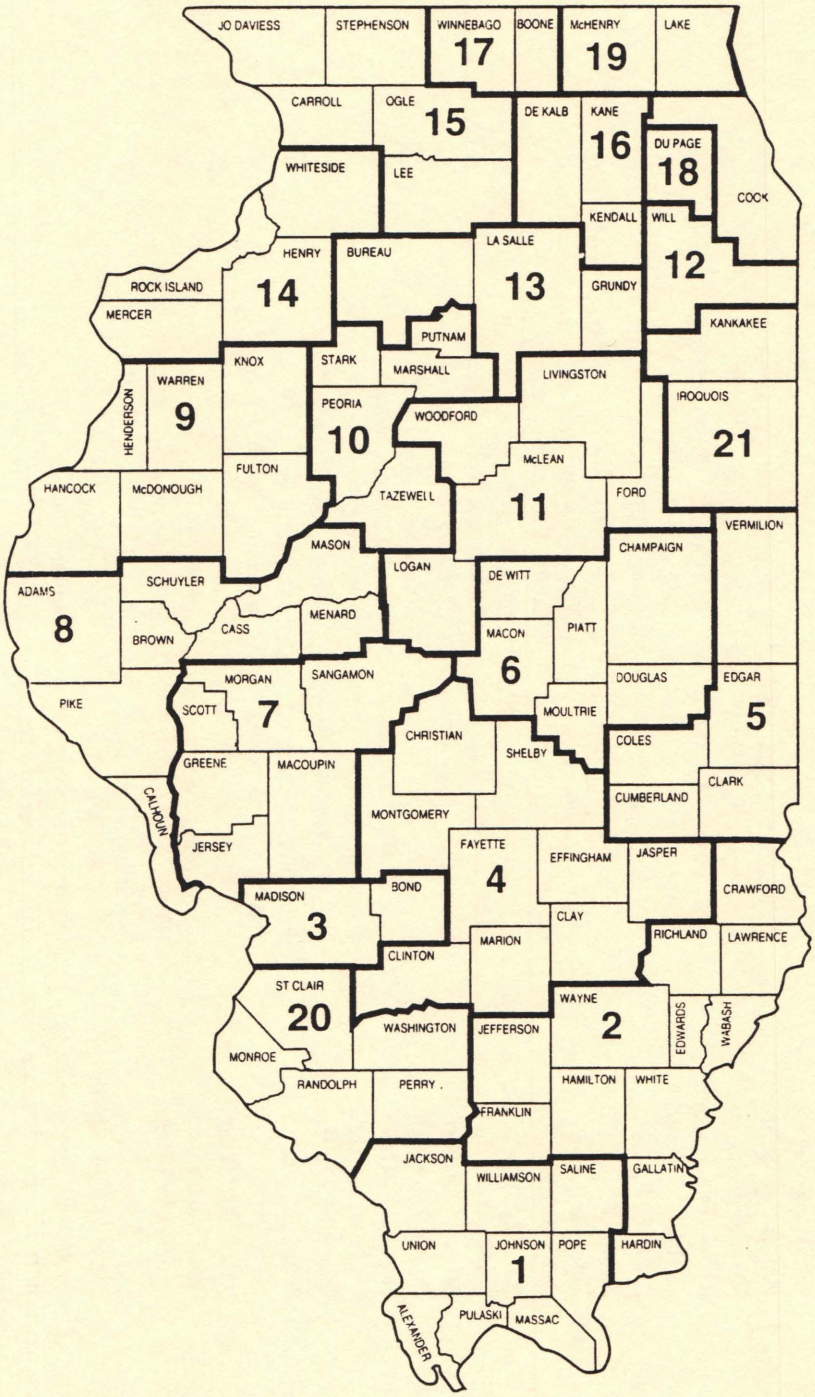

DIRECTORY OF CIRCUIT CLERKS OF ILLINOIS

County	Clerk of the Court	Street	City, State, Zip	Judicial Circuit	County Population	Telephone
Adams	Glen F. Hultz	521 Vermont St.	Quincy, Illinois 62301	8	66,090	217/223-6300
Alexander	Susan Hileman	2000 Washington	Cairo, Illinois 62914	1	10,626	618/734-0107
Bond	C. Earl Bare	200 West College	Greenville, Illinois 62246	3	14,991	618/664-3208
Boone	Julie Kleive	601 North Main, #303	Belvidere, Illinois 61008	17	30,806	815/544-0371
Brown	Carolyn L. Wort	One Court Street	Mt. Sterling, Illinois 62353	8	5,836	217/773-2713
Bureau	Howard D. Schlou	700 E. Main, Box 406	Princeton, Illinois 61356	13	35,688	815/872-2001
Calhoun	Yvonne Macauley	Courthouse Square	Hardin, Illinois 62047	8	5,322	618/576-2451
Carroll	Robert G. Wolber	301 North Main Street	Mt. Carroll, Illinois 61053	15	16,805	815/244-9171
Cass	Evelyn K. Trenter	On the Square	Virginia, Illinois 62691	8	13,437	217/452-7225
Champaign	Linda S. Frank	101 East Main Street	Urbana, Illinois 61801	6	173,025	217/384-3725
Christian	Robert R. Zueck	On the Square	Taylorville, Illinois 62568	4	34,418	217/824-4966
Clark	Terri Reynolds	5-6 Archer Avenue	Marshall, Illinois 62441	5	15,921	217/826-2811
Clay	Delores Miller	On the Square	Louisville, Illinois 62858	4	14,460	618/665-3523
Clinton	Jeff Luebbers	850 Fairfax	Carlyle, Illinois 62231	4	33,944	618/594-2415
Coles	Vicki Hite	Sixth and Jackson	Charleston, Illinois 62920	5	51,644	217/348-0516
Cook	Aurelia Pucinski	Richard J. Daley Ctr.	Chicago, Illinois 60602	Cook	5,105,067	312/443-5030
Crawford	Denise Utterback	Court Street	Robinson, Illinois 62454	2	19,464	618/544-3512
Cumberland	Stephen F. Ozier	Courthouse Square	Toledo, Illinois 62468	5	10,670	217/849-3601
DeKalb	Maureen Josh	133 West State St.	Sycamore, Illinois 60178	16	77,932	815/895-7131
DeWitt	Merna M. Tucker	201 W. Washington St.	Clinton, Illinois 61727	6	16,516	217/935-2195
Douglas	Peggy C. Beetle	401 South Center	Tuscola, Illinois 61953	6	19,464	217/253-2352
DuPage	Joel Kagann	505 N. County Farm	Wheaton, Illinois 60189	18	781,666	708/682-7100
Edgar	Nancy K. Martin	115 West Court St.	Paris, Illinois 61944	5	19,595	217/465-4107
Edwards	Patsy Taylor	50 E. Main Street	Albion, Illinois 62806	2	7,440	618/445-2016
Effingham	B. Jane Schuette	100 E. Jefferson, 101	Effingham, Illinois 62401	4	31,704	217/342-4065
Fayette	Marsha Wodtka	221 South Seventh	Vandalia, Illinois 62471	4	20,893	618/283-5009
Ford	Kamalen K. Johnson	200 West State	Paxton, Illinois 60957	11	14,275	217/379-2641
Franklin	Howard D. Johnson	On the Square	Benton, Illinois 62812	2	40,319	618/439-2011
Fulton	Mary C. Hampton	100 North Main St.	Lewiston, Illinois 61542	9	38,080	309/547-3041
Gallatin	Betty Roark	Lincoln Boulevard	Shawneetown, Illinois 62984	2	6,909	618/269-3140
Greene	Virginia Brannan	519 North Main St.	Carrollton, Illinois 62016	7	15,317	217/942-3421
Grundy	Rose Marie Bell	111 E. Washington St.	Morris, Illinois 60450	13	32,337	815/942-9024
Hamilton	Ruth Macdonald	Public Square	McLeansboro, Illinois 62859	2	8,499	618/643-3224
Hancock	John Neally	Courthouse Square	Carthage, Illinois 62321	9	21,373	217/357-2616

DIRECTORY OF CIRCUIT CLERKS OF ILLINOIS

County	Clerk of the Court	Street	City, State, Zip	Judicial Circuit	County Population	Telephone
Hardin	Evelene Stone	Main & Market	Elizabethtown, Illinois 62931	2	5,189	618/287-2735
Henderson	David W. Painter	Fourth & Warren	Oquawka, Illinois 61469	9	8,096	309/867-3121
Henry	Debra J. Doss Bumann	100 South Main St.	Cambridge, Illinois 61238	14	51,159	309/937-3305
Iroquois	Earl Lober	550 South Tenth St.	Watseka, Illinois 60970	21	30,787	815/432-6950
Jackson	Jennie Crawshaw	Tenth & Walnut	Murphysboro, Illinois 62966	1	61,067	618/687-7300
Jasper	Sheryl Frederick	100 West Jourdan	Newton, Illinois 62448	4	10,609	618/783-2524
Jefferson	Gene Bolerjack	Tenth and Broadway	Mt. Vernon, Illinois 62864	2	37,020	618/244-8008
Jersey	Charles E. Huebener	201 West Pearl	Jerseyville, Illinois 62052	7	20,539	618/498-5571
Jo Daviess	Sharon A. Wand	300 North Bench St.	Galena, Illinois 61036	15	21,821	815/777-0037
Johnson	Kenneth Yandell	Courthouse Square	Vienna, Illinois 62995	1	11,347	618/658-4751
Kane	Jan Carlson	P.O. Box 112	Geneva, Illinois 60134	16	317,471	708/232-3427
Kankakee	Monica Bauer	450 East Court St.	Kankakee, Illinois 60901	21	96,255	815/937-2905
Kendall	Shirley R. Lee	109 West Ridge	Yorkville, Illinois 60560	16	39,413	708/553-4183
Knox	Mary M. Stein	200 South Cherry St.	Galesburg, Illinois 61401	9	56,393	309/343-3121
Lake	Sally Coffelt	18 North County St.	Waukegan, Illinois 60085	19	516,418	708/360-6680
LaSalle	David R. Carey	119 West Madison	Ottawa, Illinois 61350	13	106,913	815/433-1281
Lawrence	Mary Lou Moore	On the Square	Lawrenceville, Illinois 62439	2	15,972	618/943-2815
Lee	Jean Hammil	309 S. Galena, Box 325	Dixon, Illinois 61021	15	34,392	815/284-5234
Livingston	Judith K. Cremer	112 West Madison St.	Pontiac, Illinois 61764	11	39,301	815/844-5166
Logan	Carla Bender	P.O. Box 158	Lincoln, Illinois 62656	11	30,798	217/735-2376
McDonough	Mary Kay Lunt Johnson	On the Square	Macomb, Illinois 61455	9	35,244	309/837-4889
McHenry	Vernon W. Kays Jr.	2200 North Seminary	Woodstock, Illinois 60098	19	183,241	815/338-2040
McLean	Sandra K. Parker	104 West Front St.	Bloomington, Illinois 61702	11	129,180	309/888-5324
Macon	Kathy Hott	253 East Wood St.	Decatur, Illinois 62523	6	117,206	217/424-1454
Macoupin	Don Stankoven	201 East Main St.	Carlinville, Illinois 62626	7	47,679	217/854-3211
Madison	Matt Melucci	155 North Main St.	Edwardsville, Illinois 62025	3	249,238	618/692-6240
Marion	Gary R. Boles	Broadway & Main	Salem, Illinois 62881	4	41,561	618/548-3856
Marshall	Jean L. Davis	122 North Prairie	Lacon, Illinois	10	12,846	309/246-6435
Mason	Brenda Miller	On Broadway	Havana, Illinois 62644	8	16,269	309/543-6619
Massac	Frank Williams	Superman Square	Metropolis, Illinois 62960	1	14,752	618/524-5011
Menard	David Hitchcock	P.O. Box 466	Petersburg, Illinois 62675	8	11,164	217/632-2615
Mercer	Paul D. Kernan	Southeast Third St.	Aledo, Illinois 61231	14	17,290	309/582-7122
Monroe	Ellen L. Kipping	100 South Main St.	Waterloo, Illinois 62298	20	22,422	618/939-8681
Montgomery	Daniel Billinton	Main Street, Box C	Hillsboro, Illinois 62049	4	30,728	217/532-9546

DIRECTORY OF CIRCUIT CLERKS OF ILLINOIS

County	Clerk of the Court	Street	City, State, Zip	Judicial Circuit	County Population	Telephone
Morgan	Barbara J. Baker	300 West State St.	Jacksonville, Illinois 62650	7	36,397	217/243-5419
Moultrie	Deborah M. Preston	On the Square	Sullivan, Illinois 61951	6	13,930	217/728-4622
Ogle	Martin W. Typer	Fourth & Washington	Oregon, Illinois 61061	15	45,957	815/732-3201
Peoria	Mary E. Patton	324 Main St., Rm 110	Peoria, Illinois 61602	10	182,827	309/672-6025
Perry	Robert E. Heisner	Courthouse Square	Pinckneyville, Illinois 62274	20	21,412	618/357-6726
Piatt	Gary Bickel	101 W. Washington St.	Monticello, Illinois 61856	6	15,548	217/762-4966
Pike	Ben Johnson	On the Square	Pittsfield, Illinois 62363	8	17,577	217/285-6612
Pope	Sean Goins	Main Street	Golconda, Illinois 62938	1	4,373	618/683-3941
Pulaski	James "Randy" George	N. Second & High St.	Mound City, Illinois 62963	1	7,523	618/748-9300
Putnam	Cathy J. Oliveri	120 North Fourth St.	Hennepin, Illinois 61327	10	5,730	815/925-7016
Randolph	Richard W. Witbart	One Taylor Street	Chester, Illinois 62233	20	34,583	618/826-3116
Richland	Connie Kuenstler	103 West Main Street	Olney, Illinois 62450	2	16,545	618/392-2151
Rock Island	Marilyn Esslinger	210 15th St., Box 5230	Rock Island, Illinois 61201	14	148,723	309/786-4451
St. Clair	C. Barney Metz	10 Public Square	Belleville, Illinois 62220	20	262,852	618/277-6600
Saline	Jack T. Nolen	10 East Poplar	Harrisburg, Illinois 62946	1	26,551	618/253-5096
Sangamon	Carl Oblinger	200 South Ninth St.	Springfield, Illinois 62701	7	178,386	217/753-6670
Schuyler	Jacqueline M. Rebman	P. O. Box 80	Rushville, Illinois 62681	8	7,498	217/322-4633
Scott	Joni Garrett	35 East Market St.	Winchester, Illinois 62694	7	5,644	217/742-5217
Shelby	Cheryl Roley	Main Street	Shelbyville, Illinois 62565	4	22,261	217/774-4212
Stark	Marian E. Purtscher	130 Main Street	Toulon, Illinois 61483	10	6,534	309/286-5941
Stephenson	Karla Toelke	15 North Galena St.	Freeport, Illinois 61032	15	48,052	815/235-8266
Tazewell	Pamela J. Gardner	342 Court street	Pekin, Illinois 61554	10	123,692	309/477-2215
Union	Mattilene Page	309 West Market St.	Jonesboro, Illinois 62952	1	17,619	618/833-5913
Vermilion	Sally Armes	7 North Vermilion St.	Danville, Illinois 61832	5	88,257	217/431-2534
Wabash	Larry Benham	401 Market, Box 1057	Mt. Carmel, Illinois 62863	2	13,111	618/262-5362
Warren	Beverly E. Davis	Public Square	Monmouth, Illinois 61462	9	19,181	309/734-5179
Washington	Harold Reinhardt	101 East St. Louis St.	Nashville, Illinois 62263	20	14,965	618/327-3383
Wayne	Elias Simpson	301 East Main St.	Fairfield, Illinois 62837	2	17,241	618/842-7684
White	Ellen I. Pettijohn	301 East Main St.	Carmi, Illinois 62821	2	16,522	618/382-2321
Whiteside	Jane Fransen	200 East Knox St.	Morrison, Illinois 61270	14	60,186	815/722-5188
Will	Helen S. Harshbarger	14 West Jefferson St.	Joliet, Illinois 60431	12	357,313	815/727-8592
Williamson	Marie Basler	200 West Jefferson St.	Marion, Illinois 62959	1	57,733	618/997-1301
Winnebago	Ronald E. Kotche	400 West State St.	Rockford, Illinois 61101	17	252,913	815/987-2515
Woodford	Linda G. Cook	115 North Main St.	Eureka, Illinois 61530	11	32,653	309/467-3312

GRAPHICAL PRESENTATION
OF
FIVE YEAR TRENDS
- -
TOTAL CASELOAD
AND
SELECTED CASE CATEGORIES
- -
CIRCUIT COURTS OF ILLINOIS

The term "added" in this **graphical presentation** section means the total of newly filed cases, reinstated cases, and transferred cases.

SELECTED CASE DEFINITIONS

CIVIL: includes lawsuits for monetary damages; small claims (amounts under $2,500); chancery (e.g., title to real property, injunctions, and construction of wills or trusts); miscellaneous remedy (e.g., review of decisions of administrative bodies, habeas corpus matters, and demolition); probate (estates of deceased persons and guardianships); dissolution of marriage (e.g., divorce, separate maintenance, and annulment); mental health (e.g., commitment and discharge from mental facilities); eminent domain (e.g., compensation when property is taken for public use); municipal corporation and tax (e.g., matters pertaining to the organization of municipalities and collection of taxes at the local level); family (e.g., adoptions, proceedings to establish parent-child relationship, and actions relating to child support). **FELONY**: a criminal case in which the offense carries a penalty of at least one year in prison. **JUVENILE**: a minor who is abused, addicted, delinquent, neglected or dependent, or requires authoritative intervention.

CIRCUIT COURTS OF ILLINOIS
FIVE YEAR TRENDS

TOTAL CASELOADS

(In thousands)

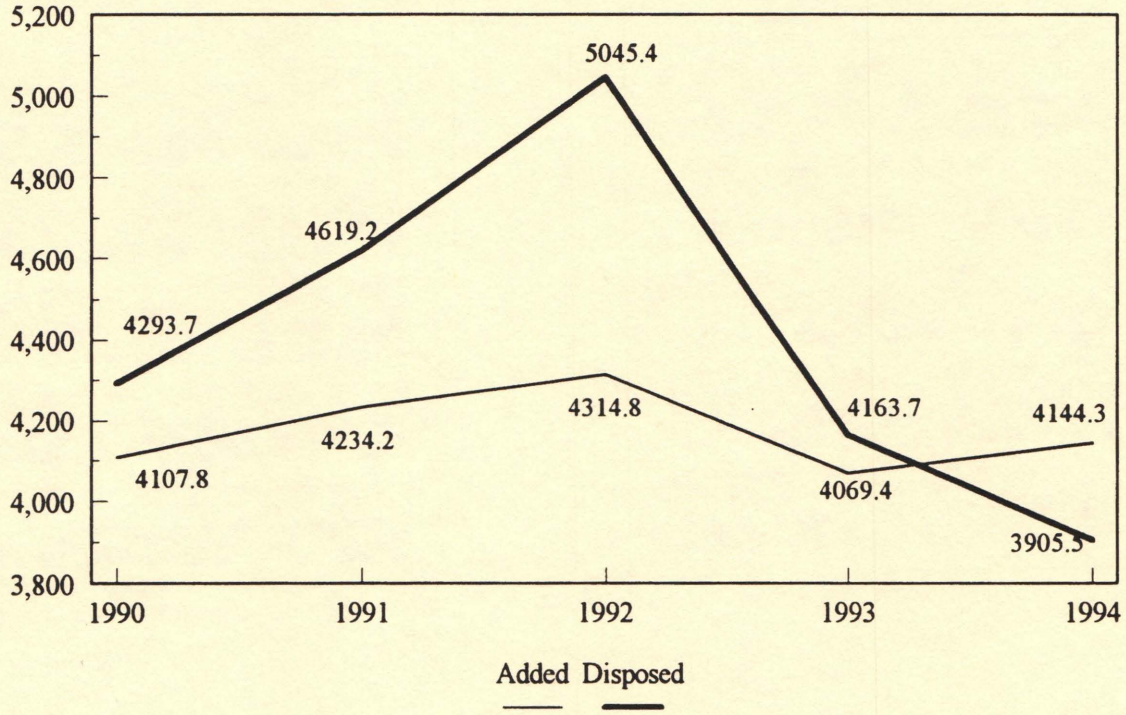

TRAFFIC CASES*

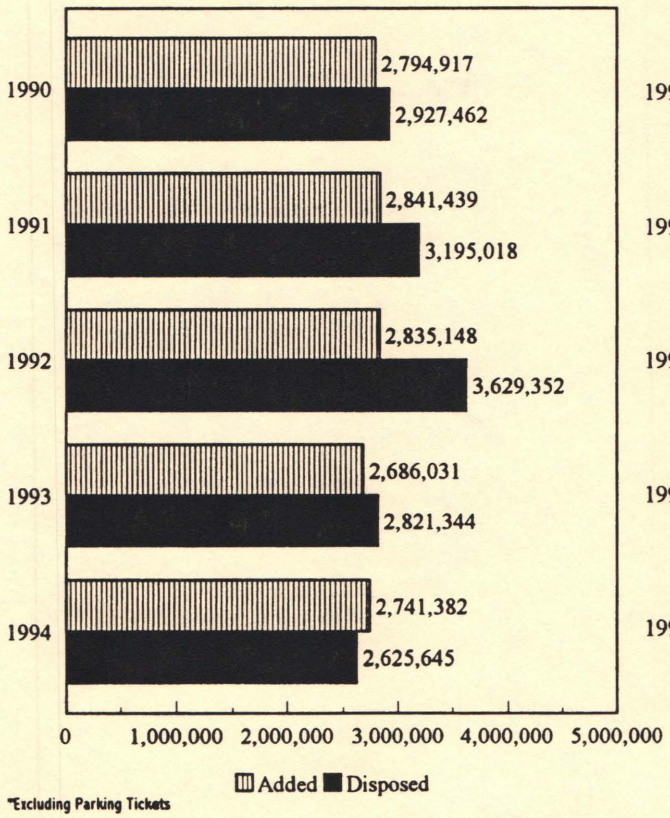

CIVIL CASES

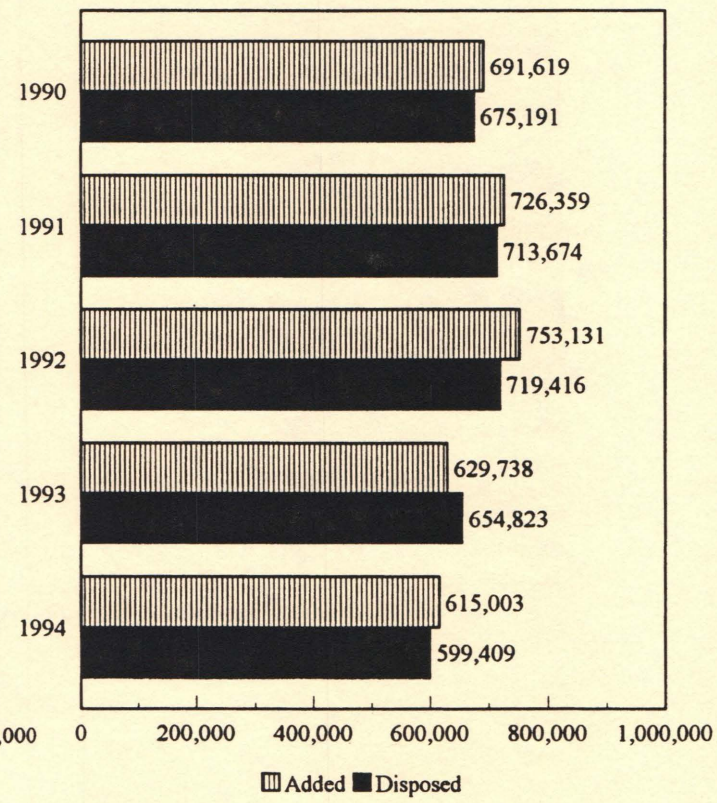

*Excluding Parking Tickets

CIRCUIT COURTS OF ILLINOIS
FIVE YEAR TRENDS

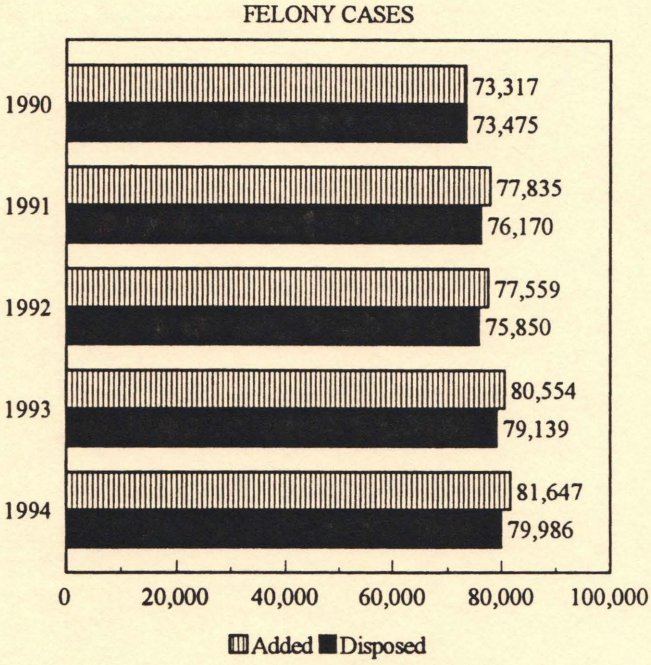

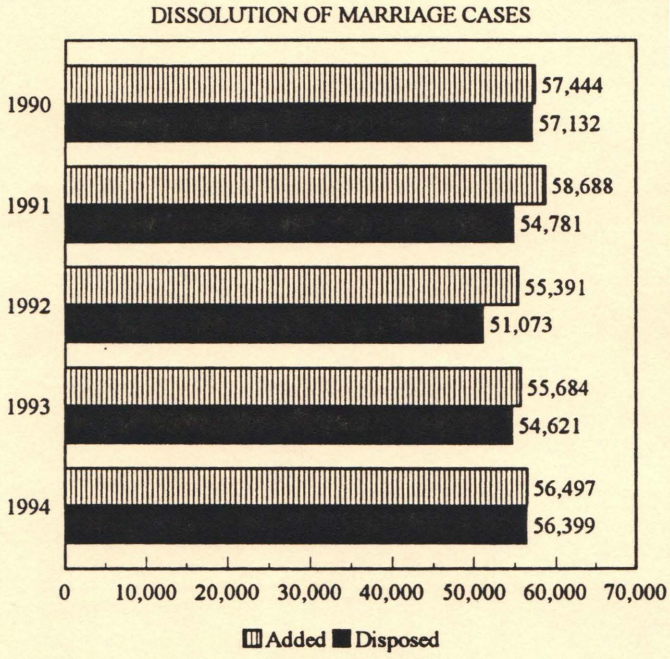

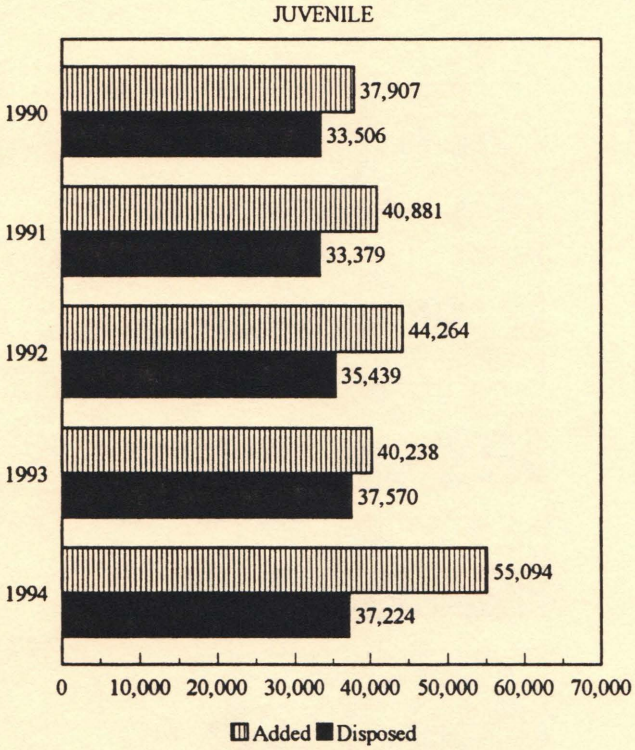

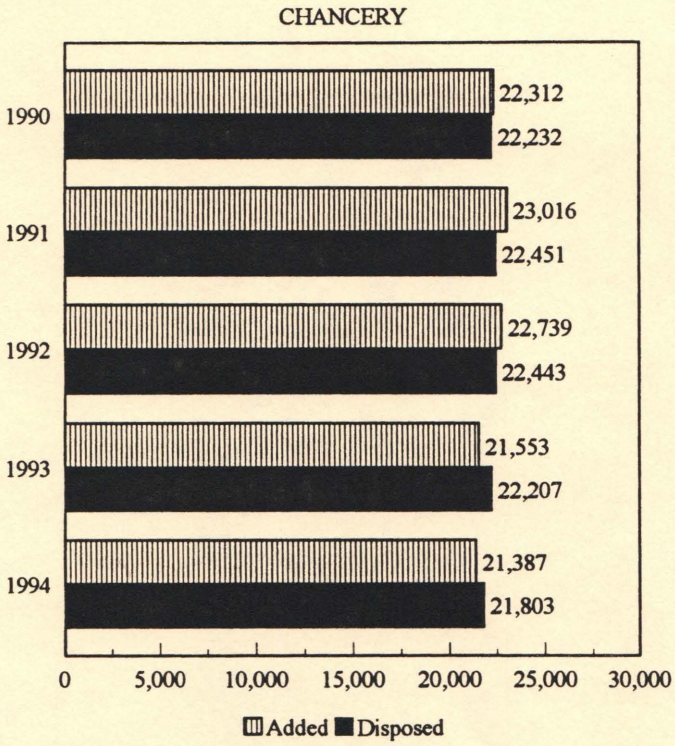

CIRCUIT COURTS OF ILLINOIS
FIVE YEAR TRENDS

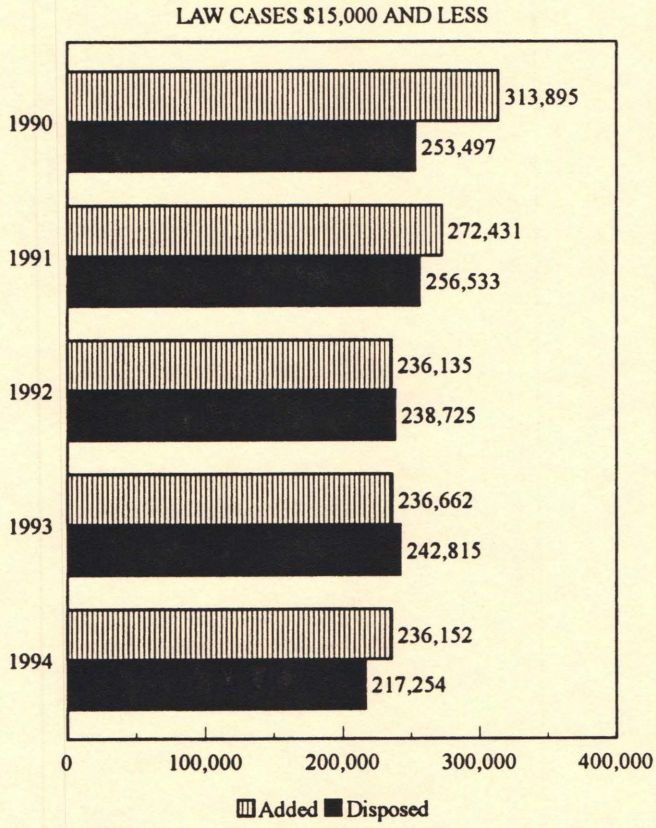

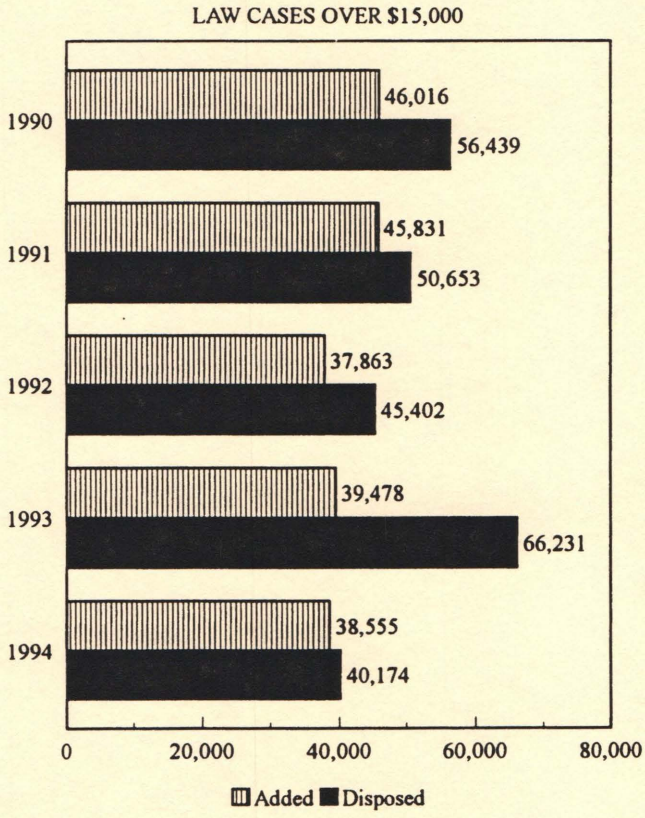

CASELOAD AND STATISTICAL RECORDS
- -
CIRCUIT COURTS OF ILLINOIS

CASELOAD SUMMARIES BY CIRCUIT
CIRCUIT COURTS OF ILLINOIS
(CALENDAR YEAR 1994)

CIRCUIT	(a) PENDING AT START	NEW FILED	TRANS-FERRED	REINSTATED	DISPOSED	(a) PENDING AT END	INVENTORY INCREASE (+) DECREASE (-)
1st	9,090	64,708	0	479	59,161	9,761	671
2nd	9,303	38,404	1	29	34,777	10,555	1,252
3rd	25,229	75,668	0	198	75,579	26,193	964
4th	8,839	53,983	0	42	52,008	9,303	464
5th	14,494	42,739	0	127	37,768	17,149	2,655
6th	29,344	88,997	0	278	82,550	30,871	1,527
7th	40,349	86,528	0	39	76,943	44,861	4,512
8th	6,247	33,414	1	69	31,690	6,987	740
9th	7,722	38,924	0	441	37,437	8,168	446
10th	21,154	85,806	0	83	91,008	22,319	1,165
11th	11,127	63,894	0	2,299	64,474	11,349	222
12th	15,085	98,760	0	1,609	113,431	17,535	2,450
13th	6,019	48,574	0	783	52,370	5,865	-154
14th	15,141	74,145	0	164	70,230	17,076	1,935
15th	8,489	43,122	0	179	42,199	8,724	235
16th	22,874	134,324	0	1,668	139,369	24,714	1,840
17th	33,319	100,416	1	481	90,370	34,225	906
18th	16,690	258,039	0	2,875	211,862	15,740	-950
19th	18,108	251,253	0	3,341	224,920	19,958	1,850
20th	16,073	106,725	0	23	109,566	15,455	-618
21st	14,886	36,079	0	4	33,311	15,389	503
Downstate Total	349,582	1,824,502	3	15,211	1,731,023	372,197	22,615
Cook County	1,190,103	2,302,238	0	2,390	2,174,516	1,244,058	53,955
State Total	1,539,685	4,126,740	3	17,601	3,905,539	1,616,255	76,570

(a) Includes all case categories with the exception of pending counts for Ordinance Violations, Conservation Violations and Traffic Violations in Cook County for which a pending count is not maintained.

CASE FILING RATIO: JUDGE/POPULATION
CIRCUIT COURTS OF ILLINOIS
(CALENDAR YEAR 1994)

CIRCUIT	NUMBER OF COUNTIES	1994 CENSUS POPULATION ESTIMATE	TOTAL NUMBER OF CASES FILED DURING 1994	NUMBER OF JUDGES *			NUMBER OF CASES FILED PER JUDGE	NUMBER OF CASES FILED PER 1000 POPULATION
				CIRCUIT	ASSOCIATE	TOTAL		
1st	9	215,306	64,708	13	7	20	3,235	300.5
2nd	12	204,323	38,404	14	5	19	2,021	188.0
3rd	2	270,355	75,668	9	9	18	4,204	279.9
4th	9	243,175	53,983	12	6	18	2,999	222.0
5th	5	186,346	42,739	10	5	15	2,849	229.4
6th	6	350,675	88,997	11	10	21	4,238	253.8
7th	6	310,676	86,528	12	10	22	3,933	278.5
8th	8	145,614	33,414	10	5	15	2,228	229.5
9th	6	178,182	38,924	9	5	14	2,780	218.5
10th	5	334,425	85,806	10	10	20	4,290	256.6
11th	5	256,404	63,894	9	8	17	3,758	249.2
12th	1	398,706	98,760	6	13	19	5,198	247.7
13th	3	180,217	48,574	7	4	11	4,416	269.5
14th	4	279,575	74,145	12	9	21	3,531	265.2
15th	5	172,281	43,122	8	6	14	3,080	250.3
16th	3	474,739	134,324	13	13	26	5,166	282.9
17th	2	297,907	100,416	7	9	16	6,276	337.1
18th	1	843,067	258,039	13	23	36	7,168	306.1
19th	2	775,337	251,253	12	25	37	6,791	324.1
20th	5	360,371	106,725	12	12	24	4,447	296.2
21st	2	132,718	36,079	6	3	9	4,009	271.8
Downstate Total	101	6,610,399	1,824,502	215	197	412	4,428	276.0
Cook County	1	5,141,375	2,302,238	239	151	390	5,903	447.8
State Total	102	11,751,774	4,126,740	454	348	802	5,146	351.2

*Count taken on 12/31/94.

CASELOAD STATISTICS BY COUNTY
CIRCUIT COURTS OF ILLINOIS
(CALENDAR YEAR 1994)

Circuit	County		Law Over $15,000		Law $15,000 or Less		Chancery	Miscellaneous Remedy	Eminent Domain	Tax	Municip. Corp.	Mental Health	Dissolution of Marriage	Family	Juvenile	Probate	Felony	Misdemeanor	Small Claims	Ordinance Violations	Traffic Violations	Conservation Violations	TOTAL
			Jury	Non-Jury	Jury	Non-Jury																	
1st.....	Alexander	New Filed	2	25	0	63	4	45	0	24	0	0	75	153	49	30	168	105	94	30	6,002	47	6,916
		Added	0	0	0	0	0	0	0	0	0	0	0	0	0	0	0	0	0	0	0	0	0
		Disposed Of	0	28	0	32	4	28	0	6	0	0	42	67	46	12	167	101	51	28	5,513	43	6,168
		End Pending	4	49	1	55	4	68	10	74	2	0	58	136	51	68	37	52	77	-	-	-	746
1st.....	Jackson	New Filed	138	68	5	345	45	74	5	56	0	1	333	483	110	117	636	893	820	2,049	7,413	165	13,756
		Added	47	-25	1	4	0	1	1	2	0	0	3	2	0	1	32	48	10	3	321	3	454
		Disposed Of	130	43	9	355	47	53	7	57	0	1	321	457	91	85	607	1,016	816	2,043	7,281	167	13,586
		End Pending	202	49	5	78	34	50	3	13	0	1	112	124	73	468	335	258	229	-	-	-	2,034
1st.....	Johnson	New Filed	14	5	1	25	11	85	0	24	0	0	112	28	51	18	108	227	65	5	3,924	49	4,752
		Added	0	0	0	0	0	0	0	0	0	0	0	0	0	0	-21	31	0	0	0	0	10
		Disposed Of	8	7	1	24	8	86	2	25	0	0	118	27	40	25	96	236	66	3	3,639	68	4,479
		End Pending	24	5	2	13	10	16	3	0	0	0	32	13	44	61	28	49	12	-	-	-	312
1st.....	Massac	New Filed	18	5	1	45	7	36	0	5	0	0	137	136	52	51	129	296	107	61	3,253	47	4,386
		Added	8	-8	3	-3	0	0	0	0	0	0	2	3	0	2	-38	46	0	0	0	0	15
		Disposed Of	21	4	2	35	11	38	0	15	0	0	130	129	54	57	74	265	109	73	3,177	35	4,229
		End Pending	37	2	4	21	13	24	0	13	0	0	40	33	23	129	83	154	18	-	-	-	594
1st.....	Pope	New Filed	3	6	0	8	4	15	0	1	0	0	33	23	9	7	37	38	14	0	455	136	789
		Added	0	0	0	0	0	0	0	0	0	0	0	0	0	0	0	0	0	0	0	0	0
		Disposed Of	6	2	0	9	4	11	0	2	0	0	26	26	14	17	39	30	13	0	407	124	730
		End Pending	11	0	1	2	3	6	0	0	0	0	13	3	2	42	19	23	4	-	-	-	129
1st.....	Pulaski	New Filed	1	11	0	22	1	35	0	4	0	0	54	98	47	13	122	139	77	95	7,829	44	8,592
		Added	0	0	0	0	0	0	0	0	0	0	0	0	0	0	0	0	0	0	0	0	0
		Disposed Of	2	7	1	18	14	14	0	5	0	0	51	106	43	12	106	136	66	68	5,294	62	6,005
		End Pending	7	18	1	25	12	34	0	7	0	0	42	46	51	128	94	125	37	-	-	-	627
1st.....	Saline	New Filed	9	73	0	175	29	212	2	33	0	3	231	130	117	113	261	139	322	964	3,758	32	6,603
		Added	0	0	0	0	0	0	0	0	0	0	0	0	0	0	-26	26	0	0	0	0	0
		Disposed Of	25	69	0	171	42	178	1	23	0	2	221	76	115	137	245	154	361	901	3,802	41	6,564
		End Pending	28	124	0	103	45	124	1	23	1	1	119	98	78	205	130	87	160	-	-	-	1,327
1st.....	Union	New Filed	24	13	1	62	16	38	1	12	0	232	142	130	54	90	140	375	243	47	3,335	89	5,044
		Added	0	0	0	0	0	0	0	0	0	0	0	0	0	0	-48	48	0	0	0	0	0
		Disposed Of	23	8	0	57	13	36	0	10	0	240	115	117	76	30	110	366	208	56	3,082	87	4,634
		End Pending	48	17	1	47	47	50	1	11	0	3	70	76	84	462	119	309	127	-	-	-	1,472
1st.....	Williamson	New Filed	192	72	4	333	56	111	1	47	1	0	434	404	129	141	474	1,086	713	226	9,330	116	13,870
		Added	0	0	0	0	0	0	0	0	0	0	0	0	0	0	-1	1	0	0	0	0	0
		Disposed Of	165	100	6	380	29	88	0	75	0	0	403	339	114	131	444	1,019	636	250	8,468	119	12,766
		End Pending	254	95	5	112	67	87	1	5	1	0	123	133	88	425	319	595	210	-	-	-	2,520
1st Circuit...	CIRCUIT TOTAL	New Filed	401	278	12	1,078	173	651	9	206	1	236	1,551	1,585	618	580	2,075	3,298	2,455	3,477	45,299	725	64,708
		Added	55	-33	4	1	0	1	1	2	0	0	5	5	0	3	-102	200	10	3	321	3	479
		Disposed Of	380	268	19	1,081	172	532	10	218	0	243	1,427	1,344	593	506	1,888	3,323	2,326	3,422	40,663	746	59,161
		End Pending	615	359	20	456	235	459	19	146	4	5	609	662	494	1,988	1,164	1,652	874	-	-	-	9,761

CASELOAD STATISTICS BY COUNTY
CIRCUIT COURTS OF ILLINOIS
(CALENDAR YEAR 1994)

Circuit	County		Law Over $15,000		Law $15,000 or Less		Chancery	Miscellaneous Remedy	Eminent Domain	Tax	Municip. Corp.	Mental Health	Dissolution of Marriage	Family	Juvenile	Probate	Felony	Misdemeanor	Small Claims	Ordinance Violations	Traffic Violations	Conservation Violations	TOTAL
			Jury	Non-Jury	Jury	Non-Jury																	
2nd.....	Crawford	New Filed	17	17	0	78	16	29	0	26	0	0	165	124	53	85	119	315	440	209	1,589	16	3,298
		Added	0	0	1	-1	0	0	0	0	0	0	0	0	0	0	0	0	0	0	0	0	0
		Disposed Of	19	10	1	69	5	17	0	22	0	0	177	101	43	61	104	303	370	196	1,530	14	3,042
		End Pending	21	41	3	115	90	52	1	6	0	0	80	98	32	397	39	51	281	-	-	-	1,307
2nd.....	Edwards	New Filed	0	12	0	3	4	12	0	13	0	0	47	32	19	34	51	116	61	5	736	14	1,159
		Added	0	0	0	0	0	0	0	0	0	0	0	0	0	0	-13	14	0	0	0	0	1
		Disposed Of	2	11	0	7	7	9	0	2	0	0	50	28	17	24	35	121	56	3	761	7	1,140
		End Pending	0	25	0	12	23	20	0	31	0	1	26	43	15	96	19	63	43	-	-	-	417
2nd.....	Franklin	New Filed	115	32	9	122	29	37	0	3	12	0	328	397	88	129	209	284	440	66	4,194	268	6,762
		Added	0	0	0	0	0	0	0	0	0	0	0	0	0	0	0	0	0	0	0	0	0
		Disposed Of	86	25	2	103	27	41	0	3	13	1	316	346	36	106	205	258	364	93	3,807	178	6,010
		End Pending	171	70	11	128	63	24	0	4	16	1	176	175	77	606	91	145	249	-	-	-	2,007
2nd.....	Gallatin	New Filed	8	7	0	9	4	42	0	2	0	0	48	19	9	39	41	221	28	62	1,104	34	1,677
		Added	0	0	0	0	0	0	0	0	0	0	0	0	0	0	0	1	0	0	0	0	1
		Disposed Of	6	2	1	5	3	29	0	3	0	0	46	14	4	72	46	164	23	50	995	36	1,499
		End Pending	18	20	4	23	38	37	0	18	0	0	27	37	20	146	55	174	16	-	-	-	633
2nd.....	Hamilton	New Filed	11	3	0	9	6	8	0	13	0	1	66	63	9	26	29	102	64	0	508	6	924
		Added	0	0	0	0	0	0	0	0	0	0	0	0	0	0	0	0	0	0	0	0	0
		Disposed Of	7	1	0	10	5	8	0	1	0	0	60	51	10	19	35	72	51	0	360	11	701
		End Pending	13	12	0	14	23	7	0	19	0	1	30	31	3	45	17	72	44	-	-	-	331
2nd.....	Hardin	New Filed	3	6	0	23	4	16	0	2	0	0	36	29	24	22	40	56	23	19	337	21	661
		Added	0	0	0	0	0	0	0	0	0	0	0	0	0	0	0	0	0	0	0	0	0
		Disposed Of	6	3	1	20	4	5	0	14	0	0	31	15	8	9	29	47	13	15	345	3	568
		End Pending	7	10	0	11	4	15	0	6	0	0	17	24	29	76	22	22	23	-	-	-	266
2nd.....	Jefferson	New Filed	82	44	0	150	23	55	0	2	2	2	296	264	76	108	292	407	462	304	4,220	59	6,848
		Added	0	0	0	0	0	0	0	0	0	0	0	0	0	0	-35	35	0	0	0	0	0
		Disposed Of	45	31	0	112	19	39	0	3	1	1	309	292	61	120	209	379	315	135	3,762	99	5,932
		End Pending	140	111	2	200	88	85	4	6	1	2	140	99	124	230	191	315	402	-	-	-	2,140
2nd.....	Lawrence	New Filed	17	12	1	46	10	22	0	7	0	13	145	93	43	73	89	232	183	26	1,412	28	2,452
		Added	2	-1	0	0	0	0	0	0	0	0	0	0	0	0	-15	15	0	0	0	0	1
		Disposed Of	18	6	1	56	10	28	0	13	0	12	116	100	33	50	70	205	171	20	1,288	23	2,220
		End Pending	42	16	0	35	23	23	0	3	0	1	96	25	17	262	58	133	76	-	-	-	810
2nd.....	Richland	New Filed	24	10	0	59	13	37	0	2	0	6	107	100	77	55	160	393	278	57	1,850	42	3,270
		Added	0	0	0	0	0	0	0	0	0	0	0	0	0	0	0	0	0	0	0	0	0
		Disposed Of	16	18	3	66	36	55	0	2	0	8	118	131	78	70	138	367	258	38	1,519	26	2,947
		End Pending	38	24	2	28	20	31	0	3	0	0	46	38	28	185	59	111	105	-	-	-	718
2nd.....	Wabash	New Filed	8	10	1	28	16	6	0	8	0	0	104	70	87	62	103	283	104	117	1,405	22	2,434
		Added	0	1	0	0	0	0	0	0	0	0	26	0	0	0	-19	19	0	0	0	0	27
		Disposed Of	6	15	3	29	18	11	0	3	0	0	129	91	84	32	84	391	93	84	1,174	29	2,276
		End Pending	14	5	0	10	13	9	1	13	0	1	42	130	74	163	31	16	29	-	-	-	551

CASELOAD STATISTICS BY COUNTY
CIRCUIT COURTS OF ILLINOIS
(CALENDAR YEAR 1994)

Circuit	County		Law Over $15,000		Law $15,000 or Less		Chancery	Miscellaneous Remedy	Eminent Domain	Tax	Municip. Corp.	Mental Health	Dissolution of Marriage	Family	Juvenile	Probate	Felony	Misdemeanor	Small Claims	Ordinance Violations	Traffic Violations	Conservation Violations	TOTAL
			Jury	Non-Jury	Jury	Non-Jury																	
2nd.....	Wayne	New Filed	23	11	0	35	17	30	0	21	0	0	119	72	32	57	123	124	79	23	3,014	23	3,803
		Added	0	0	0	0	0	0	0	0	0	0	0	0	0	0	-3	3	0	0	0	0	0
		Disposed Of	12	12	1	18	20	29	0	32	0	0	121	56	17	81	82	113	104	19	2,944	20	3,681
		End Pending	33	24	0	45	40	19	0	12	1	1	60	56	27	72	81	57	98	-	-	-	626
2nd.....	White	New Filed	17	11	0	29	29	28	0	50	1	0	145	144	54	63	147	382	126	7	3,854	29	5,116
		Added	1	-1	0	0	0	0	0	0	0	0	0	0	0	0	-37	37	0	0	0	0	0
		Disposed Of	11	13	1	23	14	14	0	2	1	0	133	139	44	70	114	372	129	8	3,659	14	4,761
		End Pending	19	17	1	29	33	31	0	56	5	0	55	65	31	127	56	183	41	0	0	0	749
2nd.....	CIRCUIT TOTAL	New Filed	325	175	11	591	171	322	0	149	15	22	1,606	1,407	571	753	1,403	2,915	2,288	895	24,223	562	38,404
		Added	3	-1	1	-1	0	0	0	0	0	0	26	0	0	0	-122	124	0	0	0	0	30
		Disposed Of	234	147	14	518	168	285	0	100	15	22	1,606	1,364	435	714	1,151	2,792	1,947	661	22,144	460	34,777
		End Pending	516	375	23	650	458	353	6	177	23	8	795	821	477	2,405	719	1,342	1,407	-	-	-	10,555
3rd.....	Bond	New Filed	3	10	0	31	12	15	1	10	0	0	102	71	50	64	118	313	249	10	1,756	34	2,849
		Added	0	0	0	0	0	0	0	0	0	0	0	0	0	0	0	0	0	0	0	0	0
		Disposed Of	15	5	3	21	8	9	0	8	1	0	77	33	43	32	106	296	214	6	1,741	16	2,634
		End Pending	15	21	1	42	16	14	1	5	4	0	57	61	19	227	58	143	141	-	-	-	825
3rd.....	Madison	New Filed	307	1,213	9	1,020	418	637	23	0	0	622	1,403	2,530	1,018	777	2,264	8,839	4,970	3,576	43,045	148	72,819
		Added	639	-608	42	-23	13	8	4	0	0	0	0	0	0	0	-88	211	0	0	0	0	198
		Disposed Of	758	352	46	789	456	660	16	0	0	611	1,963	2,588	918	1,341	1,982	8,608	4,373	3,516	43,821	147	72,945
		End Pending	4,559	1,919	102	674	406	314	41	0	0	17	844	1,655	778	3,864	1,088	7,096	2,011	-	-	-	25,368
3rd.....	CIRCUIT TOTAL	New Filed	310	1,223	9	1,051	430	652	24	10	0	622	1,505	2,601	1,068	841	2,382	9,152	5,219	3,586	44,801	182	75,668
		Added	639	-608	42	-23	13	8	4	0	0	0	0	0	0	0	-88	211	0	0	0	0	198
		Disposed Of	773	357	49	810	464	669	16	8	1	611	2,040	2,621	961	1,373	2,088	8,904	4,587	3,522	45,562	163	75,579
		End Pending	4,574	1,940	103	716	422	328	42	5	4	17	901	1,716	797	4,091	1,146	7,239	2,152	-	-	-	26,193
4th.....	Christian	New Filed	59	25	2	192	24	45	1	12	3	8	239	353	119	138	184	522	719	115	5,591	125	8,476
		Added	0	0	0	0	0	0	0	0	0	0	1	0	0	0	-44	72	0	0	0	0	29
		Disposed Of	43	31	4	178	70	76	0	15	2	9	246	431	126	424	104	531	708	117	5,569	93	8,777
		End Pending	97	15	1	47	26	28	4	25	4	0	74	52	53	425	81	158	136	-	-	-	1,226
4th.....	Clay	New Filed	9	11	1	36	11	18	0	4	0	0	119	137	38	46	55	220	193	67	811	10	1,786
		Added	4	-4	0	0	0	0	0	0	0	0	0	0	0	0	0	0	0	0	0	0	0
		Disposed Of	9	5	0	39	24	19	0	6	0	0	123	125	26	35	46	181	203	63	846	8	1,758
		End Pending	12	8	1	8	14	8	0	3	0	0	29	32	23	109	19	68	42	-	-	-	376
4th.....	Clinton	New Filed	23	25	0	58	26	63	0	9	1	2	156	186	165	115	192	560	243	0	2,686	183	4,693
		Added	18	-18	5	-5	0	0	0	0	0	0	0	0	0	0	0	0	0	0	0	0	0
		Disposed Of	35	14	2	38	21	22	0	11	0	0	129	169	162	45	182	531	206	1	2,709	165	4,442
		End Pending	65	12	3	27	69	73	0	18	1	3	58	48	46	345	94	163	61	-	-	-	1,086
4th.....	Effingham	New Filed	51	37	1	130	19	47	2	1	0	0	156	171	139	121	174	558	619	8	5,432	29	7,695
		Added	0	0	0	0	0	0	0	0	0	0	0	0	0	0	0	0	0	0	0	0	0
		Disposed Of	61	20	2	130	16	53	1	1	0	0	170	164	134	116	200	547	612	7	5,173	30	7,437
		End Pending	64	11	3	52	22	17	1	1	0	0	80	34	31	244	47	122	122	-	-	-	851

CASELOAD STATISTICS BY COUNTY
CIRCUIT COURTS OF ILLINOIS
(CALENDAR YEAR 1994)

Circuit	County		Law Over $15,000		Law $15,000 or Less		Chancery	Miscellaneous Remedy	Eminent Domain	Tax	Municip. Corp.	Mental Health	Dissolution of Marriage	Family	Juvenile	Probate	Felony	Misdemeanor	Small Claims	Ordinance Violations	Traffic Violations	Conservation Violations	TOTAL
			Jury	Non-Jury	Jury	Non-Jury																	
4th.....	Fayette	New Filed	14	28	1	67	18	38	0	16	0	0	131	163	101	95	137	355	442	27	4,120	40	5,793
		Added	0	0	0	0	0	0	0	0	0	0	0	0	0	0	4	4	0	0	0	0	8
		Disposed Of	23	26	1	80	18	29	0	14	0	0	119	176	83	98	137	344	495	24	3,941	42	5,650
		End Pending	23	12	3	33	53	38	0	18	2	0	68	44	44	286	72	142	183	-	-	-	1,021
4th.....	Jasper	New Filed	8	7	0	12	9	17	0	8	0	0	58	64	34	50	51	113	96	31	1,229	35	1,822
		Added	0	0	0	0	0	0	0	0	0	0	0	0	0	0	-11	11	0	0	0	0	0
		Disposed Of	4	6	0	14	7	5	0	7	0	0	50	63	31	39	50	118	60	28	1,286	30	1,798
		End Pending	9	9	0	9	18	27	0	5	0	0	33	13	16	101	6	41	79	-	-	-	366
4th.....	Marion	New Filed	103	61	4	237	42	69	9	1	1	16	354	322	157	132	292	604	529	300	7,606	24	10,863
		Added	0	5	0	0	0	0	0	0	0	0	0	0	0	0	0	0	0	0	0	0	5
		Disposed Of	82	68	4	235	40	55	11	3	1	16	332	304	147	118	268	578	494	252	7,136	22	10,166
		End Pending	142	30	2	172	48	53	5	5	0	1	291	211	57	668	91	200	217	-	-	-	2,193
4th.....	Montgomery	New Filed	15	42	0	127	24	65	6	22	0	4	193	227	80	103	126	1,031	857	46	6,298	65	9,331
		Added	0	0	0	0	0	0	0	0	0	0	0	0	0	0	-3	3	0	0	0	0	0
		Disposed Of	30	31	1	114	32	82	8	20	1	2	172	192	87	195	124	872	919	64	5,923	105	8,974
		End Pending	34	43	1	94	47	47	7	25	0	4	81	73	19	284	83	359	205	-	-	-	1,406
4th.....	Shelby	New Filed	14	12	0	80	16	27	0	13	4	3	128	172	73	115	76	416	434	7	1,822	112	3,524
		Added	1	-1	0	0	0	0	0	0	0	0	0	0	0	0	0	0	0	0	0	0	0
		Disposed Of	18	10	0	71	6	18	0	6	0	1	124	160	54	96	70	372	373	8	1,522	97	3,006
		End Pending	31	13	1	21	22	22	0	10	4	2	39	39	39	241	48	146	100	-	-	-	778
4th.....	CIRCUIT TOTAL	New Filed	296	248	9	939	189	389	18	86	9	33	1,534	1,795	906	915	1,287	4,379	4,132	601	35,595	623	53,983
		Added	23	-18	5	-5	0	0	0	0	0	0	1	0	0	0	-54	90	0	0	0	0	42
		Disposed Of	305	211	14	899	234	359	20	83	4	28	1,465	1,784	850	1,166	1,181	4,074	4,070	564	34,105	592	52,008
		End Pending	477	153	15	463	319	313	17	110	11	10	753	546	328	2,703	541	1,399	1,145	-	-	-	9,303
5th.....	Clark	New Filed	19	5	0	61	6	7	0	1	0	0	123	91	29	75	41	238	342	17	3,058	15	4,128
		Added	0	0	0	0	0	0	0	0	0	0	0	0	0	0	1	0	0	0	0	0	1
		Disposed Of	13	8	0	63	2	6	1	2	0	0	103	66	30	66	50	256	416	17	2,931	17	4,047
		End Pending	31	16	2	33	23	17	0	0	0	0	77	79	31	248	8	99	114	-	-	-	778
5th.....	Coles	New Filed	88	51	2	276	38	83	0	7	0	37	380	352	241	159	347	1,049	897	1,844	5,968	34	11,853
		Added	0	0	0	0	0	0	0	0	0	0	0	0	0	0	0	0	0	0	0	0	0
		Disposed Of	41	31	1	256	12	57	0	4	0	36	353	275	161	112	326	928	727	1,127	5,500	40	9,987
		End Pending	174	97	8	248	113	151	0	31	0	23	222	302	220	546	142	428	1,218	-	-	-	3,923
5th.....	Cumberland	New Filed	4	8	1	26	12	8	0	3	0	1	109	59	35	50	48	110	174	4	2,037	17	2,706
		Added	0	0	0	0	0	0	0	0	0	0	0	0	0	0	0	0	0	0	0	0	0
		Disposed Of	7	3	1	16	4	3	0	3	0	1	116	39	27	31	48	89	145	7	2,007	16	2,563
		End Pending	16	23	3	59	30	17	0	5	0	3	55	103	47	138	25	116	121	-	-	-	761
5th.....	Edgar	New Filed	11	9	0	90	11	50	0	1	0	0	118	113	103	117	189	361	418	11	1,583	27	3,212
		Added	0	0	0	0	0	0	0	0	0	0	0	0	0	0	-71	71	0	0	126	0	126
		Disposed Of	19	15	0	79	18	40	0	0	0	0	120	105	86	98	92	446	352	9	1,539	22	3,040
		End Pending	24	14	1	95	64	34	0	12	0	0	85	108	114	623	93	156	338	-	-	-	1,761

CASELOAD STATISTICS BY COUNTY
CIRCUIT COURTS OF ILLINOIS
(CALENDAR YEAR 1994)

Circuit	County		Law Over $15,000 Jury	Law Over $15,000 Non-Jury	Law $15,000 or Less Jury	Law $15,000 or Less Non-Jury	Chancery	Miscellaneous Remedy	Eminent Domain	Tax	Municip. Corp.	Mental Health	Dissolution of Marriage	Family	Juvenile	Probate	Felony	Misdemeanor	Small Claims	Ordinance Violations	Traffic Violations	Conservation Violations	TOTAL
5th.....	Vermilion	New Filed	169	60	7	717	75	121	4	98	0	37	582	805	413	282	565	1,208	1,402	1,170	12,996	129	20,840
		Added	0	0	0	0	0	0	0	0	0	0	0	0	0	0	-51	51	0	-1	1	0	0
		Disposed Of	149	48	0	543	157	78	5	74	0	34	821	731	222	218	408	1,332	1,265	778	11,138	130	18,131
		End Pending	346	188	7	1,890	95	261	16	180	0	16	291	921	279	1,676	569	1,243	1,948	-	-	-	9,926
5th.....	CIRCUIT TOTAL	New Filed	291	133	10	1,170	142	269	4	110	0	75	1,312	1,420	821	683	1,190	2,966	3,233	3,046	25,642	222	42,739
		Added	0	0	0	0	0	0	0	0	0	0	0	0	0	0	-121	122	0	-1	127	0	127
		Disposed Of	229	105	2	957	193	184	6	83	0	71	1,513	1,216	526	525	924	3,051	2,905	1,938	23,115	225	37,768
		End Pending	591	338	21	2,325	325	480	16	228	0	42	730	1,513	691	3,231	837	2,042	3,739	-	-	-	17,149
6th.....	Champaign	New Filed	348	189	7	694	145	246	6	1	1	44	863	1,467	410	775	1,392	1,291	4,115	1,294	25,255	23	38,566
		Added	6	3	0	7	0	0	0	0	0	0	1	1	0	1	125	97	20	0	5	0	266
		Disposed Of	386	123	6	540	134	233	1	0	2	29	944	1,153	445	274	1,359	1,317	4,132	923	22,138	20	34,159
		End Pending	633	441	21	926	244	153	10	11	3	21	726	1,495	593	4,299	619	396	3,358	-	-	-	13,949
6th.....	DeWitt	New Filed	22	20	1	79	22	23	0	11	1	0	125	106	86	89	137	516	574	25	1,434	130	3,401
		Added	-1	3	1	1	0	0	0	0	0	0	0	1	0	0	-53	53	2	0	0	0	7
		Disposed Of	11	14	1	76	14	25	3	8	0	0	122	90	66	87	85	494	549	23	1,178	269	3,115
		End Pending	48	23	2	51	17	17	0	7	1	0	52	67	43	256	52	216	179	-	-	-	1,031
6th.....	Douglas	New Filed	14	13	4	39	17	22	3	1	0	0	85	87	35	79	92	223	198	56	4,252	15	5,235
		Added	2	-1	2	-1	0	0	0	0	0	0	1	0	0	0	0	1	0	0	0	0	4
		Disposed Of	23	13	2	60	22	25	4	5	0	0	93	86	37	83	104	260	186	60	4,230	17	5,310
		End Pending	22	10	5	11	12	7	0	0	0	0	39	21	13	119	24	64	31	-	-	-	378
6th.....	Macon	New Filed	127	247	7	1,222	147	136	17	200	82	283	873	1,582	616	460	1,246	2,440	2,435	1,104	21,195	1,963	36,382
		Added	0	0	0	0	0	0	0	0	0	0	0	0	0	0	-101	101	0	0	0	0	0
		Disposed Of	154	322	3	1,016	138	75	15	193	83	303	737	1,382	895	670	1,213	2,435	2,202	857	22,095	56	34,844
		End Pending	473	841	12	1,799	450	305	8	112	176	46	1,957	1,109	175	1,722	650	1,226	3,561	-	-	-	14,622
6th.....	Moultrie	New Filed	11	7	0	53	13	5	0	4	0	0	61	62	60	60	42	178	135	2	1,636	60	2,389
		Added	2	-2	1	0	0	0	0	0	0	0	0	0	0	0	-1	1	0	0	0	0	1
		Disposed Of	8	8	1	49	15	13	0	3	0	0	52	62	90	74	33	165	159	3	1,504	53	2,292
		End Pending	17	9	1	26	10	0	1	5	0	0	46	13	13	110	20	30	29	-	-	-	330
6th.....	Piatt	New Filed	15	7	2	29	8	8	0	8	2	0	110	89	21	59	55	168	157	22	2,256	8	3,024
		Added	0	0	0	0	0	0	0	0	0	0	0	0	0	0	-15	15	0	0	0	0	0
		Disposed Of	12	7	0	25	12	7	0	8	4	0	92	55	19	53	29	160	158	18	2,164	7	2,830
		End Pending	21	10	2	18	8	7	0	11	0	0	52	67	15	226	26	36	62	-	-	-	561
6th.....	CIRCUIT TOTAL	New Filed	537	483	21	2,116	352	440	26	225	86	327	2,117	3,393	1,228	1,522	2,964	4,816	7,614	2,503	56,028	2,199	88,997
		Added	9	3	4	7	0	0	0	0	0	0	2	2	0	1	-45	268	22	0	5	0	278
		Disposed Of	594	487	13	1,766	335	378	23	217	89	332	2,040	2,828	1,552	1,241	2,823	4,831	7,386	1,884	53,309	422	82,550
		End Pending	1,214	1,334	43	2,831	741	489	19	146	180	67	2,872	2,772	852	6,732	1,391	1,968	7,220	-	-	-	30,871
7th.....	Greene	New Filed	17	8	0	36	14	76	0	28	0	0	80	38	40	85	121	131	132	0	1,619	41	2,466
		Added	0	0	0	0	0	0	0	0	0	0	0	0	0	0	-31	31	0	0	0	0	0
		Disposed Of	20	13	0	28	14	58	0	28	0	0	84	40	43	178	92	148	135	0	1,547	23	2,451
		End Pending	26	11	0	15	11	25	0	12	0	0	29	11	19	105	38	49	17	-	-	-	368

CASELOAD STATISTICS BY COUNTY
CIRCUIT COURTS OF ILLINOIS
(CALENDAR YEAR 1994)

Circuit	County		Law Over $15,000 Jury	Law Over $15,000 Non-Jury	Law $15,000 or Less Jury	Law $15,000 or Less Non-Jury	Chancery	Miscellaneous Remedy	Eminent Domain	Tax	Municip. Corp.	Mental Health	Dissolution of Marriage	Family	Juvenile	Probate	Felony	Misdemeanor	Small Claims	Ordinance Violations	Traffic Violations	Conservation Violations	TOTAL
7th.....	Jersey	New Filed	16	32	2	62	23	50	0	7	0	0	367	103	62	65	124	523	156	62	3,328	125	5,107
		Added	0	0	0	0	0	0	0	0	0	0	0	0	0	0	5	0	0	0	0	0	5
		Disposed Of	13	9	2	64	17	43	0	9	0	0	388	89	51	53	143	483	188	48	3,299	124	5,023
		End Pending	53	26	4	35	21	12	0	0	0	0	54	14	25	204	44	122	25	-	-	-	639
7th.....	Macoupin	New Filed	32	36	2	213	58	20	1	48	2	2	273	177	121	204	239	670	1,022	256	5,897	77	9,350
		Added	0	0	0	0	0	3	0	0	0	0	0	0	0	0	-81	81	0	0	0	0	3
		Disposed Of	29	93	4	668	68	15	0	23	1	0	329	203	117	114	248	769	903	243	6,000	85	9,912
		End Pending	88	101	4	359	178	81	8	91	11	14	284	521	483	638	205	747	550	-	-	-	4,363
7th.....	Morgan	New Filed	38	20	4	183	26	150	10	8	1	7	248	137	62	167	167	637	817	348	4,116	72	7,218
		Added	0	0	0	0	0	0	0	0	0	0	0	0	0	0	0	0	0	0	0	0	0
		Disposed Of	39	41	4	158	24	160	13	9	0	8	221	100	58	96	176	648	855	337	3,909	76	6,932
		End Pending	78	13	5	58	26	21	8	5	1	0	127	116	50	514	42	53	122	-	-	-	1,239
7th.....	Sangamon	New Filed	439	249	22	2,434	222	411	4	110	0	220	1,162	1,659	438	771	753	2,632	9,935	193	39,778	221	61,653
		Added	0	0	0	2	0	0	0	0	0	0	0	0	0	0	11	14	4	0	0	0	31
		Disposed Of	240	160	33	2,325	219	284	19	83	0	220	1,007	740	15	371	713	2,557	9,300	152	33,384	167	51,989
		End Pending	1,537	1,231	49	3,057	991	1,881	99	333	21	0	3,732	5,606	3,054	5,036	579	2,362	8,394	-	-	-	37,962
7th.....	Scott	New Filed	5	4	0	12	6	29	0	3	0	2	26	5	26	26	55	61	32	0	424	18	734
		Added	0	0	0	0	0	0	0	0	0	0	0	0	0	0	0	0	0	0	0	0	0
		Disposed Of	8	5	0	15	5	19	0	2	0	0	27	4	25	23	21	77	32	0	360	13	636
		End Pending	6	10	0	5	16	23	0	1	0	2	9	12	6	120	46	18	16	-	-	-	290
7th.....	CIRCUIT TOTAL	New Filed	547	349	30	2,940	349	736	15	204	3	231	2,156	2,119	749	1,318	1,459	4,654	12,094	859	55,162	554	86,528
		Added	0	0	0	2	0	3	0	0	0	0	0	0	0	0	-96	126	4	0	0	0	39
		Disposed Of	349	321	43	3,258	347	579	32	154	1	228	2,056	1,176	309	835	1,393	4,682	11,413	780	48,499	488	76,943
		End Pending	1,788	1,392	62	3,529	1,243	2,043	115	442	33	16	4,235	6,280	3,637	6,617	954	3,351	9,124	-	-	-	44,861
8th.....	Adams	New Filed	92	65	4	329	27	118	11	30	1	199	494	303	186	255	489	800	2,089	2,699	6,484	231	14,906
		Added	9	-1	7	-3	0	0	0	0	0	0	0	0	0	0	-158	159	0	0	0	0	13
		Disposed Of	77	45	7	244	28	135	8	17	5	194	433	371	189	249	306	854	1,776	2,800	5,990	182	13,910
		End Pending	159	64	10	183	38	34	4	26	3	22	242	73	57	697	310	592	1,394	-	-	-	3,908
8th.....	Brown	New Filed	3	7	0	9	3	13	0	0	0	1	59	26	17	23	28	114	73	0	909	31	1,316
		Added	0	0	0	0	0	0	0	0	0	0	0	0	0	1	0	2	35	0	0	0	38
		Disposed Of	2	4	0	12	4	16	0	0	0	1	53	27	14	32	29	131	120	0	926	43	1,414
		End Pending	3	5	0	3	4	3	0	0	0	0	26	5	4	63	11	28	33	-	-	-	188
8th.....	Calhoun	New Filed	3	15	0	21	4	9	0	0	2	0	13	9	6	24	17	75	23	6	738	74	1,039
		Added	3	-3	0	0	0	0	0	0	0	0	0	0	0	1	0	1	0	0	0	0	2
		Disposed Of	3	9	0	27	5	3	0	0	2	0	9	8	10	22	23	68	23	0	650	70	932
		End Pending	8	10	0	11	3	9	0	0	0	0	8	3	6	57	11	27	10	-	-	-	163
8th.....	Cass	New Filed	12	8	1	39	16	18	0	24	3	0	108	79	114	59	148	376	163	3	1,399	67	2,637
		Added	1	-1	1	-1	0	0	0	0	0	0	0	0	0	0	0	0	0	0	0	0	0
		Disposed Of	9	4	1	35	10	12	0	21	0	0	91	63	97	60	158	391	165	1	1,411	58	2,587
		End Pending	20	11	2	21	18	10	0	8	3	0	45	59	40	157	74	81	32	-	-	-	581

CASELOAD STATISTICS BY COUNTY
CIRCUIT COURTS OF ILLINOIS
(CALENDAR YEAR 1994)

Circuit	County		Law Over $15,000		Law $15,000 or Less		Chancery	Miscellaneous Remedy	Eminent Domain	Tax	Municip. Corp.	Mental Health	Dissolution of Marriage	Family	Juvenile	Probate	Felony	Misdemeanor	Small Claims	Ordinance Violations	Traffic Violations	Conservation Violations	TOTAL
			Jury	Non-Jury	Jury	Non-Jury																	
8th.....	Mason	New Filed	16	11	0	49	15	60	2	15	2	2	101	129	77	100	118	320	185	15	5,036	127	6,380
		Added	3	-3	0	0	0	0	0	0	0	0	0	0	0	0	-24	25	0	0	0	0	1
		Disposed Of	9	6	1	41	15	51	1	12	0	0	82	101	110	49	96	328	165	14	4,643	109	5,833
		End Pending	21	6	1	37	25	15	3	17	3	3	55	76	68	263	52	100	92	-	-	-	837
8th.....	Menard	New Filed	5	8	0	20	7	5	2	3	1	0	62	44	37	41	35	113	192	9	1,132	21	1,737
		Added	1	-1	-1	1	0	0	0	0	0	0	0	0	0	1	-5	5	0	0	2	0	3
		Disposed Of	8	6	0	16	10	6	1	2	1	0	59	46	38	41	30	117	192	12	1,011	22	1,618
		End Pending	10	7	0	14	12	2	2	2	0	0	34	19	6	113	13	30	44	-	-	-	308
8th.....	Pike	New Filed	13	28	0	45	18	32	1	4	3	3	107	116	90	66	100	225	293	48	2,703	155	4,050
		Added	13	0	0	0	0	0	0	0	0	0	0	0	0	0	-13	13	0	0	0	0	13
		Disposed Of	20	21	1	54	20	27	0	6	4	3	96	114	79	114	114	232	284	44	2,703	127	4,063
		End Pending	27	32	1	29	18	10	7	1	1	0	39	20	26	265	52	60	117	-	-	-	705
8th.....	Schuyler	New Filed	2	5	0	18	6	13	0	3	1	2	44	29	21	41	39	150	134	4	779	58	1,349
		Added	3	-3	0	0	0	0	0	0	0	0	0	0	0	0	-5	5	0	0	0	0	0
		Disposed Of	6	5	0	25	5	11	1	2	1	2	45	37	16	31	28	137	124	4	803	50	1,333
		End Pending	5	3	0	4	8	4	0	1	0	0	12	3	11	88	29	83	46	-	-	-	297
8th.....	CIRCUIT TOTAL	New Filed	146	147	5	530	96	268	16	79	13	207	988	735	548	609	974	2,173	3,152	2,784	19,180	764	33,414
		Added	33	-12	7	-3	0	0	0	0	0	0	0	0	0	3	-205	210	35	0	2	0	70
		Disposed Of	134	100	10	454	97	261	11	60	13	200	868	767	553	598	784	2,258	2,849	2,875	18,137	661	31,690
		End Pending	253	138	14	302	126	87	16	55	10	25	461	258	218	1,703	552	1,001	1,768	-	-	-	6,987
9th.....	Fulton	New Filed	32	29	0	110	23	54	0	39	0	5	258	351	125	155	224	974	604	316	4,620	162	8,081
		Added	6	-4	0	0	1	0	0	0	0	0	2	0	0	4	0	0	3	0	349	0	361
		Disposed Of	44	13	1	95	22	57	0	28	0	5	273	358	105	190	184	889	520	313	4,400	150	7,647
		End Pending	48	26	0	40	16	18	0	42	0	0	78	66	58	450	108	172	264	-	-	-	1,386
9th.....	Hancock	New Filed	16	13	1	51	14	23	4	2	0	0	100	76	5	94	69	237	248	20	1,478	98	2,549
		Added	0	0	0	0	0	0	0	0	0	0	0	0	0	0	-22	22	0	0	0	0	0
		Disposed Of	15	15	2	47	12	19	7	2	0	0	137	90	14	111	45	236	275	19	1,347	56	2,449
		End Pending	16	14	1	25	17	11	0	0	0	0	36	17	8	299	21	69	67	-	-	-	601
9th.....	Henderson	New Filed	8	6	1	21	4	11	0	16	0	0	50	35	19	42	28	205	44	16	1,351	40	1,897
		Added	0	0	0	0	0	0	0	0	0	0	0	0	0	0	0	0	0	0	0	0	0
		Disposed Of	10	4	1	32	9	12	0	12	0	0	59	46	5	43	29	190	44	12	1,324	40	1,872
		End Pending	7	6	1	7	6	3	0	7	0	6	23	21	27	139	19	91	13	-	-	-	376
9th.....	Knox	New Filed	80	31	2	316	59	376	0	62	0	7	393	305	82	256	314	1,345	1,079	1,281	7,704	11	13,703
		Added	14	-6	5	-4	0	54	0	0	0	0	3	2	0	2	0	0	6	0	0	0	76
		Disposed Of	76	21	4	271	58	391	0	57	0	6	377	450	100	189	319	1,278	1,189	1,236	7,629	9	13,660
		End Pending	129	47	7	207	81	183	0	132	0	73	260	67	34	1,532	162	310	216	-	-	-	3,440
9th.....	McDonough	New Filed	27	24	1	117	23	61	3	9	0	0	160	120	44	109	126	913	623	508	4,353	37	7,258
		Added	4	-4	1	1	0	0	0	0	0	0	0	0	0	0	2	0	0	0	0	0	4
		Disposed Of	26	13	1	83	18	48	5	8	0	0	146	120	45	84	97	781	587	381	4,321	38	6,802
		End Pending	45	31	2	97	30	52	4	16	0	0	73	45	29	326	97	388	188	-	-	-	1,423

CASELOAD STATISTICS BY COUNTY
CIRCUIT COURTS OF ILLINOIS
(CALENDAR YEAR 1994)

Circuit	County		Law Over $15,000		Law $15,000 or Less		Chan-cery	Miscell-aneous Remedy	Eminent Domain	Tax	Municip. Corp.	Mental Health	Dissolu-tion of Marriage	Family	Juvenile	Probate	Felony	Misde-meanor	Small Claims	Ordin-ance Viola-tions	Traffic Violations	Conser-vation Viola-tions	TOTAL
			Jury	Non-Jury	Jury	Non-Jury																	
9th.....	Warren	New Filed	21	13	0	75	15	16	1	25	0	5	116	148	124	85	110	565	523	382	3,173	39	5,436
		Added	0	0	0	0	0	0	0	0	0	0	0	0	0	0	0	0	0	0	0	0	0
		Disposed Of	14	22	1	86	13	13	5	29	0	5	119	157	104	74	136	543	463	505	2,710	8	5,007
		End Pending	32	11	1	26	15	10	6	5	0	0	56	32	64	308	54	157	165	-	-	-	942
9th.....	CIRCUIT	New Filed	184	116	5	690	138	541	8	153	0	17	1,077	1,035	399	741	871	4,239	3,121	2,523	22,679	387	38,924
	TOTAL	Added	24	-14	6	-3	1	54	0	0	0	0	5	2	0	6	-20	22	9	0	349	0	441
		Disposed Of	185	88	10	614	132	540	17	136	0	16	1,111	1,221	373	691	810	3,917	3,078	2,466	21,731	301	37,437
		End Pending	277	135	12	402	165	277	10	202	0	79	526	248	220	3,054	461	1,187	913	-	-	-	8,168
10th.....	Marshall	New Filed	7	9	0	22	15	19	0	1	0	0	61	73	53	64	33	145	91	13	1,693	8	2,307
		Added	1	-1	0	0	0	0	0	0	0	0	0	0	0	0	-6	6	0	0	0	0	0
		Disposed Of	8	7	0	25	13	22	0	1	0	0	65	76	45	74	51	171	76	11	1,677	9	2,331
		End Pending	14	5	0	13	18	9	0	13	1	0	40	28	20	184	15	40	28	-	-	-	428
10th.....	Peoria	New Filed	393	253	15	2,269	151	338	20	64	0	324	984	2,322	547	774	1,291	2,818	4,443	3,842	32,812	167	53,827
		Added	38	-38	8	-7	0	0	0	0	0	0	24	0	0	2	-120	120	0	0	0	0	27
		Disposed Of	407	168	40	2,113	137	250	14	260	0	323	811	2,055	359	506	1,178	2,690	4,802	3,007	40,816	93	60,029
		End Pending	832	433	36	840	287	344	13	72	0	15	981	4,955	1,386	3,264	679	2,041	1,110	-	-	-	17,288
10th.....	Putnam	New Filed	2	11	0	21	6	7	0	2	0	0	28	17	10	22	14	60	71	17	497	15	800
		Added	0	0	0	0	0	1	0	0	0	0	1	1	2	0	-3	4	0	0	0	0	6
		Disposed Of	1	2	0	7	2	1	0	0	0	0	26	3	7	8	13	59	25	4	356	10	524
		End Pending	0	23	2	26	16	8	0	10	0	1	17	24	14	88	5	13	27	-	-	-	274
10th.....	Stark	New Filed	2	5	1	10	6	5	2	3	0	0	27	18	22	30	9	51	50	11	448	11	711
		Added	1	-1	0	0	0	0	0	0	0	0	0	0	0	1	0	0	0	0	0	0	1
		Disposed Of	4	2	1	15	7	5	1	4	0	0	34	29	24	32	19	55	41	13	454	15	755
		End Pending	2	3	0	5	8	6	1	3	0	0	11	5	13	83	10	26	15	-	-	-	191
10th.....	Tazewell	New Filed	152	114	4	515	82	123	1	39	0	4	894	898	296	415	638	2,075	1,242	1,162	19,359	148	28,161
		Added	35	-30	3	-2	0	1	1	0	0	0	2	0	0	0	-75	109	5	0	0	0	49
		Disposed Of	158	66	4	525	78	103	11	35	1	3	882	871	258	421	491	1,967	1,237	1,192	18,917	149	27,369
		End Pending	309	119	10	110	123	73	28	24	0	1	392	207	114	1,268	344	772	244	-	-	-	4,138
10th.....	CIRCUIT	New Filed	556	392	20	2,837	260	492	23	109	0	328	1,994	3,328	928	1,305	1,985	5,149	5,897	5,045	54,809	349	85,806
	TOTAL	Added	75	-70	11	-9	0	2	1	0	0	0	27	1	2	3	-204	239	5	0	0	0	83
		Disposed Of	578	245	45	2,685	237	381	26	300	1	326	1,818	3,034	693	1,041	1,752	4,942	6,181	4,227	62,220	276	91,008
		End Pending	1,157	583	48	994	452	440	42	122	1	17	1,441	5,219	1,547	4,887	1,053	2,892	1,424	-	-	-	22,319
11th.....	Ford	New Filed	15	10	4	26	9	26	0	6	0	0	75	43	18	90	120	239	116	73	2,373	7	3,250
		Added	0	0	0	0	0	0	0	0	0	0	1	0	0	0	-17	17	0	0	0	0	1
		Disposed Of	13	13	0	29	9	11	0	13	0	0	72	32	18	87	79	262	92	21	2,237	6	2,994
		End Pending	27	29	5	50	32	29	1	5	0	0	48	55	6	261	61	99	75	-	-	-	783
11th.....	Livingston	New Filed	51	24	1	162	34	61	2	16	2	2	235	242	153	230	233	721	610	274	7,186	60	10,299
		Added	8	-7	2	10	0	1	0	0	0	0	3	0	0	0	10	0	23	0	0	0	50
		Disposed Of	53	17	5	163	31	48	0	13	2	2	315	255	136	167	292	649	618	236	6,514	72	9,588
		End Pending	95	30	4	44	101	60	2	13	0	0	165	107	109	998	142	379	119	-	-	-	2,368

CASELOAD STATISTICS BY COUNTY
CIRCUIT COURTS OF ILLINOIS
(CALENDAR YEAR 1994)

Circuit	County		Law Over $15,000		Law $15,000 or Less		Chan-cery	Miscell-aneous Remedy	Eminent Domain	Tax	Municip. Corp.	Mental Health	Dissolu-tion of Marriage	Family	Juvenile	Probate	Felony	Mide-meanor	Small Claims	Ordin-ance Viola-tions	Traffic Violations	Conser-vation Viola-tions	TOTAL
			Jury	Non-Jury	Jury	Non-Jury																	
11th.....	Logan	New Filed	24	22	0	147	23	58	0	6	0	1	200	272	125	128	126	406	461	94	6,237	24	8,354
		Added	0	0	0	0	0	0	0	0	0	0	0	0	0	0	0	0	0	0	0	0	0
		Disposed Of	27	18	0	128	45	66	1	23	0	5	174	248	110	116	128	372	423	96	5,587	21	7,588
		End Pending	43	30	0	74	30	25	2	8	0	0	149	126	111	975	54	131	297	-	-	-	2,055
11th.....	McLean	New Filed	195	116	10	768	96	166	5	38	0	13	724	748	252	326	1,214	2,384	2,983	1,290	23,764	72	35,164
		Added	26	15	13	217	5	3	0	0	0	0	5	88	0	5	85	389	795	7	584	0	2,237
		Disposed Of	255	131	35	857	159	179	4	35	1	15	622	856	277	463	1,294	2,953	3,699	1,198	25,329	64	38,426
		End Pending	338	142	25	408	126	63	6	3	1	0	532	182	89	928	638	1,378	571	-	-	-	5,430
11th.....	Woodford	New Filed	28	15	1	49	17	19	17	4	3	0	130	156	72	141	131	352	179	24	5,472	17	6,827
		Added	1	0	1	0	0	0	0	0	0	0	0	0	0	0	7	2	0	0	0	0	11
		Disposed Of	29	16	2	49	17	14	4	7	1	0	133	159	50	103	135	302	181	25	4,636	15	5,878
		End Pending	34	18	1	13	8	13	14	1	2	0	70	32	55	221	60	136	35	-	-	-	713
11th.....	CIRCUIT TOTAL	New Filed	313	187	16	1,152	179	330	24	70	5	16	1,364	1,461	620	915	1,824	4,102	4,349	1,755	45,032	180	63,894
		Added	35	8	16	227	5	4	0	0	0	0	9	88	0	5	85	408	818	7	584	0	2,299
		Disposed Of	377	195	42	1,226	261	318	9	91	4	22	1,316	1,550	591	936	1,928	4,538	5,013	1,576	44,303	178	64,474
		End Pending	537	249	35	589	297	190	25	30	3	0	964	502	370	3,383	955	2,123	1,097	-	-	-	11,349
12th.....	Will	New Filed	680	472	63	3,114	705	3,875	60	262	11	135	1,746	1,282	668	737	2,178	4,548	4,556	11,507	61,732	429	98,760
		Added	324	-281	82	59	86	49	3	1	0	0	76	56	64	3	222	655	201	0	9	0	1,609
		Disposed Of	800	372	111	3,272	894	3,326	34	352	5	81	1,776	990	695	368	2,512	5,144	4,613	15,065	72,666	355	113,431
		End Pending	1,177	415	87	530	413	1,404	76	267	17	120	1,081	2,428	1,027	4,097	1,546	1,866	984	-	-	-	17,535
12th.....	CIRCUIT TOTAL	New Filed	680	472	63	3,114	705	3,875	60	262	11	135	1,746	1,282	668	737	2,178	4,548	4,556	11,507	61,732	429	98,760
		Added	324	-281	82	59	86	49	3	1	0	0	76	56	64	3	222	655	201	0	9	0	1,609
		Disposed Of	800	372	111	3,272	894	3,326	34	352	5	81	1,776	990	695	368	2,512	5,144	4,613	15,065	72,666	355	113,431
		End Pending	1,177	415	87	530	413	1,404	76	267	17	120	1,081	2,428	1,027	4,097	1,546	1,866	984	-	-	-	17,535
13th.....	Bureau	New Filed	37	22	1	125	23	30	1	16	1	0	154	152	174	143	75	904	721	147	5,546	27	8,299
		Added	3	-1	2	2	6	0	2	0	0	0	7	1	29	3	3	5	4	0	11	0	77
		Disposed Of	53	23	3	124	33	36	7	36	1	0	154	152	186	129	77	838	783	149	5,292	33	8,109
		End Pending	79	22	2	29	21	9	2	1	0	0	79	29	81	614	24	189	108	-	-	-	1,289
13th.....	Grundy	New Filed	55	30	0	121	21	38	6	12	0	1	214	259	96	115	168	1,175	269	121	10,321	127	13,149
		Added	1	0	0	1	0	0	2	0	0	0	1	3	0	0	0	1	3	0	0	0	12
		Disposed Of	57	26	5	132	21	36	7	9	0	1	213	259	108	145	165	1,166	307	121	10,416	118	13,312
		End Pending	85	36	0	29	23	18	8	15	0	0	99	34	45	219	81	272	32	-	-	-	996
13th.....	LaSalle	New Filed	205	131	6	690	124	167	7	42	3	13	736	529	309	358	503	1,644	2,260	1,842	17,038	519	27,126
		Added	11	6	2	13	1	3	0	1	0	0	5	5	3	19	19	102	68	70	344	22	694
		Disposed Of	320	101	20	646	172	189	14	64	2	13	680	535	327	619	671	2,226	2,245	1,726	17,400	2,979	30,949
		End Pending	472	121	6	243	106	36	2	22	2	0	257	95	166	1,102	167	391	392	-	-	-	3,580
13th.....	CIRCUIT TOTAL	New Filed	297	183	7	936	168	235	14	70	4	14	1,104	940	579	616	746	3,723	3,250	2,110	32,905	673	48,574
		Added	15	5	4	16	7	3	4	1	0	0	13	9	32	22	22	108	75	70	355	22	783
		Disposed Of	430	150	28	902	226	261	28	109	3	14	1,047	946	621	893	913	4,230	3,335	1,996	33,108	3,130	52,370
		End Pending	636	179	8	301	150	63	12	38	2	0	435	158	292	1,935	272	852	532	-	-	-	5,865

CASELOAD STATISTICS BY COUNTY
CIRCUIT COURTS OF ILLINOIS
(CALENDAR YEAR 1994)

Circuit	County		Law Over $15,000 Jury	Law Over $15,000 Non-Jury	Law $15,000 or Less Jury	Law $15,000 or Less Non-Jury	Chancery	Miscellaneous Remedy	Eminent Domain	Tax	Municip Corp.	Mental Health	Dissolution of Marriage	Family	Juvenile	Probate	Felony	Misdemeanor	Small Claims	Ordinance Violations	Traffic Violations	Conservation Violations	TOTAL
14th.....	Henry	New Filed	46	23	2	122	28	80	1	2	0	4	247	233	72	224	348	1,015	559	568	11,025	56	14,655
		Added	16	-12	8	-8	1	1	0	3	0	0	5	0	0	1	1	0	0	53	0	0	69
		Disposed Of	50	18	4	114	27	84	0	3	0	4	271	213	84	185	343	963	602	537	10,415	55	13,972
		End Pending	84	30	28	70	36	28	1	8	0	0	109	82	34	784	263	457	174	-	-	-	2,188
14th.....	Mercer	New Filed	10	17	0	31	13	21	0	10	0	5	84	108	22	74	56	227	202	48	1,300	87	2,315
		Added	0	0	0	0	0	0	0	0	0	0	0	0	0	0	-5	24	0	0	0	0	19
		Disposed Of	15	20	0	34	16	28	0	20	0	5	80	108	20	57	36	252	209	54	1,175	155	2,284
		End Pending	20	14	0	11	13	1	0	3	0	0	33	23	22	302	34	87	52	-	-	-	615
14th.....	Rock Island	New Filed	238	165	14	1,129	121	220	10	43	0	11	969	1,255	243	588	1,121	2,324	3,889	2,849	26,919	152	42,260
		Added	42	-9	2	-1	0	0	0	2	0	0	7	0	0	13	-104	104	20	0	0	0	76
		Disposed Of	253	140	25	996	78	83	10	14	0	6	853	910	151	398	906	2,376	3,777	2,621	25,936	137	39,670
		End Pending	384	189	7	689	227	332	28	280	0	8	583	965	306	3,272	843	1,707	795	-	-	-	10,615
14th.....	Whiteside	New Filed	59	83	0	379	36	207	1	29	0	4	397	276	168	208	348	1,002	1,819	223	9,553	123	14,915
		Added	0	0	0	0	0	0	0	0	0	0	0	0	0	0	-24	24	0	0	0	0	0
		Disposed Of	52	57	2	336	29	174	2	26	0	4	355	240	157	166	355	1,045	1,569	211	9,375	149	14,304
		End Pending	106	97	0	270	81	95	8	18	0	0	288	213	58	929	98	522	875	-	-	-	3,658
14th.....	CIRCUIT TOTAL	New Filed	353	288	16	1,661	198	528	12	84	0	24	1,697	1,872	505	1,094	1,873	4,568	6,469	3,688	48,797	418	74,145
		Added	58	-21	10	-9	1	1	0	5	0	0	12	0	0	14	-132	152	20	53	0	0	164
		Disposed Of	370	235	31	1,480	150	369	12	63	0	19	1,559	1,471	412	806	1,640	4,636	6,157	3,423	46,901	496	70,230
		End Pending	594	330	35	1,040	357	456	37	309	0	8	1,013	1,283	420	5,287	1,238	2,773	1,896	-	-	-	17,076
15th.....	Carroll	New Filed	12	18	0	47	60	28	0	28	1	2	113	102	75	80	74	360	145	31	2,010	104	3,290
		Added	0	0	0	0	0	0	0	0	0	0	0	0	0	0	0	0	0	0	0	0	0
		Disposed Of	10	14	2	47	34	28	1	26	0	1	104	91	70	48	80	340	131	32	2,059	100	3,218
		End Pending	18	21	2	55	47	31	0	16	1	2	56	72	27	268	46	138	152	-	-	-	952
15th.....	Jo Daviess	New Filed	19	20	1	73	37	41	7	38	0	0	109	110	39	74	110	513	264	258	4,621	120	6,454
		Added	0	1	0	1	1	0	0	2	0	0	2	0	1	0	-46	46	0	0	0	0	8
		Disposed Of	32	34	0	77	46	33	6	47	0	0	122	112	32	73	69	589	270	255	4,449	155	6,401
		End Pending	32	25	1	35	49	32	4	11	0	0	45	32	38	379	33	100	95	-	-	-	911
15th.....	Lee	New Filed	34	22	3	177	24	53	0	3	0	13	219	225	121	117	236	852	664	126	7,331	63	10,283
		Added	0	0	0	0	0	1	0	0	0	0	0	1	0	1	-39	44	145	0	0	0	153
		Disposed Of	33	16	2	181	21	40	1	4	1	11	257	239	137	107	201	919	834	118	7,062	56	10,240
		End Pending	82	43	1	76	50	50	18	1	0	3	64	49	24	570	79	370	262	-	-	-	1,742
15th.....	Ogle	New Filed	39	44	0	227	27	80	2	50	3	5	279	316	143	131	184	666	553	556	6,244	98	9,647
		Added	2	0	0	1	4	0	0	0	0	0	6	2	0	1	-12	12	2	0	0	0	18
		Disposed Of	33	47	1	195	45	53	2	62	2	5	268	314	162	86	153	586	465	531	6,227	122	9,359
		End Pending	64	33	3	92	19	43	3	15	2	0	146	84	32	394	114	323	243	-	-	-	1,610
15th.....	Stephenson	New Filed	27	39	2	303	43	57	6	44	0	8	234	452	234	136	470	1,799	891	551	8,095	57	13,448
		Added	0	0	0	0	0	0	0	0	0	0	0	0	0	0	-28	28	0	0	0	0	0
		Disposed Of	28	27	0	244	42	25	8	23	0	8	255	393	155	326	479	1,782	925	588	7,630	43	12,981
		End Pending	45	75	4	161	38	95	3	64	0	0	146	290	211	723	189	1,255	210	-	-	-	3,509
15th.....	CIRCUIT TOTAL	New Filed	131	143	6	827	191	259	15	163	4	28	954	1,205	612	538	1,074	4,190	2,517	1,522	28,301	442	43,122
		Added	2	1	0	2	5	1	0	2	0	0	8	3	1	2	-125	130	147	0	0	0	179
		Disposed Of	136	138	5	744	188	179	18	162	3	25	1,006	1,149	556	640	982	4,216	2,625	1,524	27,427	476	42,199
		End Pending	241	197	11	419	203	251	28	107	3	5	457	527	332	2,334	461	2,186	962	-	-	-	8,724

CASELOAD STATISTICS BY COUNTY
CIRCUIT COURTS OF ILLINOIS
(CALENDAR YEAR 1994)

Circuit	County		Law Over $15,000		Law $15,000 or Less		Chancery	Miscellaneous Remedy	Eminent Domain	Tax	Municip Corp.	Mental Health	Dissolution of Marriage	Family	Juvenile	Probate	Felony	Misdemeanor	Small Claims	Ordinance Violations	Traffic Violations	Conservation Violations	TOTAL
			Jury	Non-Jury	Jury	Non-Jury																	
16th.....	DeKalb	New Filed	92	71	2	362	64	60	11	42	0	7	403	322	323	170	406	1,318	508	3,008	15,812	157	23,138
		Added	0	2	3	-1	0	0	0	0	0	0	0	7	0	2	3	4	1	4	23	0	48
		Disposed Of	100	58	10	367	56	76	3	43	0	7	376	298	283	116	261	1,080	447	1,931	15,136	131	20,779
		End Pending	180	80	12	132	65	25	11	7	0	1	286	208	120	867	449	1,504	172	-	-	-	4,119
16th.....	Kane	New Filed	504	596	72	3,872	484	481	31	113	3	531	1,794	1,754	675	671	2,433	7,364	4,951	6,619	67,511	331	100,790
		Added	49	-27	58	19	3	1	0	1	0	0	36	6	0	0	-269	401	88	51	1,149	0	1,566
		Disposed Of	489	606	21	3,959	486	466	36	172	5	553	1,461	1,659	604	550	1,977	6,780	5,825	4,892	77,894	240	108,675
		End Pending	863	684	218	1,438	239	139	15	47	39	0	1,579	2,199	998	2,100	2,545	3,953	2,736	-	-	-	19,792
16th.....	Kendall	New Filed	37	37	0	150	48	49	3	17	1	0	247	128	123	82	313	759	229	56	8,063	54	10,396
		Added	4	-4	2	-1	0	0	0	0	0	0	0	0	0	1	0	10	3	0	39	0	54
		Disposed Of	32	35	0	148	40	51	8	14	1	0	235	115	101	68	261	757	237	44	7,716	52	9,915
		End Pending	44	17	1	29	30	9	3	6	0	0	103	35	60	99	119	196	52	-	-	-	803
16th.....	CIRCUIT	New Filed	633	704	74	4,384	596	590	45	172	4	538	2,444	2,204	1,121	923	3,152	9,441	5,688	9,683	91,386	542	134,324
	TOTAL	Added	53	-29	63	17	3	1	0	1	0	0	36	13	0	3	-266	415	92	55	1,211	0	1,668
		Disposed Of	621	699	31	4,474	582	593	47	229	6	560	2,072	2,072	988	734	2,499	8,617	6,509	6,867	100,746	423	139,369
		End Pending	1,087	781	231	1,599	334	173	29	60	39	1	1,968	2,442	1,178	3,066	3,113	5,653	2,960	-	-	-	24,714
17th.....	Boone	New Filed	18	27	1	124	40	21	3	7	0	0	217	143	57	84	142	638	178	277	6,803	23	8,803
		Added	5	-4	0	0	0	0	0	0	0	0	0	0	12	1	13	0	0	0	0	0	27
		Disposed Of	36	22	2	127	52	13	7	14	0	0	296	130	57	76	180	588	213	262	7,752	34	9,861
		End Pending	45	40	3	37	36	18	0	2	0	0	167	99	135	80	91	505	76	-	-	-	1,334
17th.....	Winnebago	New Filed	84	636	5	2,766	356	255	27	119	3	412	1,540	2,569	971	572	3,016	11,299	3,525	2,132	60,916	410	91,613
		Added	352	-325	68	-1	4	2	0	0	0	0	14	0	0	113	-288	485	31	0	0	0	455
		Disposed Of	511	325	77	2,780	376	265	19	103	3	412	1,506	1,402	493	362	2,387	10,818	3,890	6,807	47,609	364	80,509
		End Pending	852	315	39	707	253	216	25	78	2	0	1,159	6,191	1,524	4,259	3,444	10,988	2,839	-	-	-	32,891
17th.....	CIRCUIT	New Filed	102	663	6	2,890	396	276	30	126	3	412	1,757	2,712	1,028	656	3,158	11,937	3,703	2,409	67,719	433	100,416
	TOTAL	Added	357	-329	68	-1	4	2	0	0	0	0	14	0	12	114	-275	485	31	0	0	0	482
		Disposed Of	547	347	79	2,907	428	278	26	117	3	412	1,802	1,532	550	438	2,567	11,406	4,103	7,069	55,361	398	90,370
		End Pending	897	355	42	744	289	234	25	80	2	0	1,326	6,290	1,659	4,339	3,535	11,493	2,915	-	-	-	34,225
18th.....	DuPage ##	New Filed	765	1,236	12	3,529	891	816	53	2,780	6	216	3,292	2,228	1,606	1,256	2,567	9,094	6,174	11,997	208,732	789	258,039
		Added	1,281	-838	25	91	8	11	12	0	0	0	269	11	1	7	418	1,007	572	0	0	0	2,875
		Disposed Of	2,177	696	43	3,657	1,361	887	116	2,952	7	215	3,658	2,299	1,337	1,437	2,846	9,821	6,837	13,783	157,123	610	211,862
		End Pending	2,008	823	6	364	542	265	95	275	3	8	2,109	632	1,063	1,313	953	3,520	1,761	-	-	-	15,740
18th.....	CIRCUIT	New Filed	765	1,236	12	3,529	891	816	53	2,780	6	216	3,292	2,228	1,606	1,256	2,567	9,094	6,174	11,997	208,732	789	258,039
	TOTAL ##	Added	1,281	-838	25	91	8	11	12	0	0	0	269	11	1	7	418	1,007	572	0	0	0	2,875
		Disposed Of	2,177	696	43	3,657	1,361	887	116	2,952	7	215	3,658	2,299	1,337	1,437	2,846	9,821	6,837	13,783	157,123	610	211,862
		End Pending	2,008	823	6	364	542	265	95	275	3	8	2,109	632	1,063	1,313	953	3,520	1,761	-	-	-	15,740
19th.....	Lake	New Filed	401	1,750	133	3,672	908	633	53	3	6	77	2,611	3,206	1,029	1,237	3,006	7,069	5,145	12,820	138,283	1,136	183,178
		Added	733	-450	300	84	112	21	16	0	0	1	104	20	0	17	331	1,734	150	0	0	0	3,173
		Disposed Of	994	1,363	356	3,597	953	592	51	1	6	77	2,662	3,530	949	975	3,079	9,171	4,329	8,089	114,544	1,095	156,413
		End Pending	1,275	576	166	826	683	252	30	23	6	4	1,261	760	346	3,428	927	1,693	2,172	-	-	-	14,428

CASELOAD STATISTICS BY COUNTY
CIRCUIT COURTS OF ILLINOIS
(CALENDAR YEAR 1994)

Circuit	County		Law Over $15,000		Law $15,000 or Less		Chancery	Miscellaneous Remedy	Eminent Domain	Tax	Municip Corp.	Mental Health	Dissolution of Marriage	Family	Juvenile	Probate	Felony	Misdemeanor	Small Claims	Ordinance Violations	Traffic Violations	Conservation Violations	TOTAL
			Jury	Non-Jury	Jury	Non-Jury																	
19th.....	McHenry	New Filed	286	257	37	1,044	330	181	23	3	6	17	1,158	572	339	370	1,166	3,614	2,784	4,081	51,358	449	68,075
		Added	8	18	0	43	8	2	0	0	0	0	7	2	0	0	-78	105	53	0	0	0	168
		Disposed Of	220	217	48	1,112	321	147	35	0	5	18	1,041	465	270	275	1,103	3,597	3,033	3,651	52,459	490	68,507
		End Pending	642	267	22	272	329	152	57	23	3	0	760	228	149	834	374	942	476	-	-	-	5,530
19th.....	CIRCUIT TOTAL	New Filed	687	2,007	170	4,716	1,238	814	76	6	12	94	3,769	3,778	1,368	1,607	4,172	10,683	7,929	16,901	189,641	1,585	251,253
		Added	741	-432	300	127	120	23	16	0	0	1	111	22	0	17	253	1,839	203	0	0	0	3,341
		Disposed Of	1,214	1,580	404	4,709	1,274	739	86	1	11	95	3,703	3,995	1,219	1,250	4,182	12,768	7,362	11,740	167,003	1,585	224,920
		End Pending	1,917	843	188	1,098	1,012	404	87	46	9	4	2,021	988	495	4,262	1,301	2,635	2,648	-	-	-	19,958
20th.....	Monroe	New Filed	56	28	3	68	16	18	16	5	5	1	106	51	56	82	108	287	179	74	2,480	10	3,649
		Added	0	0	0	0	0	0	0	0	0	0	0	0	0	0	0	0	0	0	0	0	0
		Disposed Of	40	48	4	61	16	26	6	5	7	0	125	41	43	76	96	284	174	57	2,270	9	3,388
		End Pending	69	20	5	44	21	11	16	0	3	1	43	31	26	194	52	92	74	-	-	-	702
20th.....	Perry	New Filed	18	19	0	52	27	25	0	8	0	0	144	124	30	68	171	289	221	208	2,349	61	3,814
		Added	0	0	0	0	0	0	0	0	0	0	0	0	0	0	0	0	0	0	0	0	0
		Disposed Of	21	31	0	58	50	16	0	4	0	0	130	64	26	45	141	240	175	203	2,203	48	3,455
		End Pending	34	65	0	94	42	53	0	55	0	0	153	279	58	410	102	228	119	-	-	-	1,692
20th.....	Randolph	New Filed	24	52	1	90	29	74	0	13	1	232	217	125	66	104	187	463	567	253	2,914	91	5,503
		Added	0	0	0	0	0	0	0	0	0	0	0	1	0	0	7	0	0	0	0	0	8
		Disposed Of	42	27	4	111	18	75	1	15	1	234	183	107	49	83	185	462	555	248	2,778	82	5,260
		End Pending	57	69	2	40	48	82	0	5	1	4	206	84	42	332	68	142	115	-	-	-	1,297
20th.....	St. Clair	New Filed	345	867	52	2,730	352	257	32	85	0	0	1,401	3,317	813	930	1,137	8,164	5,098	2,830	62,145	110	90,665
		Added	464	-464	75	-62	0	0	0	0	0	0	0	0	0	0	2	0	0	0	0	0	15
		Disposed Of	792	378	105	2,610	338	252	26	131	0	0	1,393	3,008	716	805	1,205	9,680	5,134	2,833	65,452	110	94,968
		End Pending	1,313	422	84	474	180	119	32	534	0	0	385	1,733	320	1,065	417	3,026	1,099	-	-	-	11,203
20th.....	Washington	New Filed	10	14	2	24	8	13	0	5	1	0	50	19	46	75	57	149	189	5	2,416	11	3,094
		Added	5	-5	0	0	0	0	0	0	0	0	0	0	0	0	0	0	0	0	0	0	0
		Disposed Of	10	6	3	19	11	19	1	5	1	0	57	26	36	49	50	145	193	1	1,855	8	2,495
		End Pending	17	14	0	23	16	4	1	2	1	0	20	9	46	307	42	27	32	-	-	-	561
20th.....	CIRCUIT TOTAL	New Filed	453	980	58	2,964	432	387	48	116	7	233	1,918	3,636	1,011	1,259	1,660	9,352	6,254	3,370	72,304	283	106,725
		Added	469	-469	75	-62	0	0	0	0	0	0	0	1	0	0	9	0	0	0	0	0	23
		Disposed Of	905	490	116	2,859	433	388	34	160	9	234	1,888	3,246	870	1,058	1,677	10,811	6,231	3,342	74,558	257	109,566
		End Pending	1,490	590	91	675	307	269	49	596	5	5	807	2,136	492	2,308	681	3,515	1,439	-	-	-	15,455
21st.....	Iroquois	New Filed	22	21	0	88	18	47	0	25	0	1	175	80	86	153	83	500	504	15	5,338	49	7,205
		Added	2	-2	6	-2	0	0	0	0	0	0	0	0	0	0	0	0	0	0	0	0	4
		Disposed Of	27	10	5	84	33	40	9	23	0	1	176	80	64	128	81	543	521	11	4,647	32	6,515
		End Pending	75	46	26	89	60	67	5	6	0	0	161	68	103	802	98	187	259	-	-	-	2,052
21st.....	Kankakee	New Filed	154	144	11	1,035	340	358	2	54	0	33	578	615	296	401	890	2,313	2,259	173	18,922	296	28,874
		Added	61	-61	33	-33	0	0	0	0	0	0	0	0	0	0	-52	52	0	0	0	0	0
		Disposed Of	217	183	33	917	612	222	8	19	0	33	615	519	165	239	945	2,073	2,177	206	17,217	396	26,796
		End Pending	421	216	71	859	642	786	19	304	0	0	775	1,042	440	3,401	590	2,491	1,280	-	-	-	13,337

CASELOAD STATISTICS BY COUNTY
CIRCUIT COURTS OF ILLINOIS
(CALENDAR YEAR 1994)

Circuit	County		Law Over $15,000 Jury	Law Over $15,000 Non-Jury	Law $15,000 or Less Jury	Law $15,000 or Less Non-Jury	Chancery	Miscellaneous Remedy	Eminent Domain	Tax	Municip Corp.	Mental Health	Dissolution of Marriage	Family	Juvenile	Probate	Felony	Misdemeanor	Small Claims	Ordinance Violations	Traffic Violations	Conservation Violations	TOTAL
21st.....	CIRCUIT	New Filed	176	165	11	1,123	358	405	2	79	0	34	753	695	382	554	973	2,813	2,763	188	24,260	345	36,079
	TOTAL	Added	63	-63	39	-35	0	0	0	0	0	0	0	0	0	0	-52	52	0	0	0	0	4
		Disposed Of	244	193	38	1,001	645	262	17	42	0	34	791	599	229	367	1,026	2,616	2,698	217	21,864	428	33,311
		End Pending	496	262	97	948	702	853	24	310	0	0	936	1,110	543	4,203	688	2,678	1,539	-	-	-	15,389
	DOWNSTATE	New Filed	8,183	10,572	571	41,238	7,652	13,275	522	5,259	183	3,842	36,638	41,431	17,336	19,422	39,967	118,192	102,857	90,449	1,254,227	12,686	1,824,502
		Added	4,259	-3,201	762	398	253	163	41	12	0	1	614	213	112	203	-898	6,863	2,244	187	2,963	25	15,214
		Disposed Of	11,582	7,424	1,147	40,273	8,821	11,768	588	5,637	175	3,788	36,562	37,204	14,913	17,617	37,566	121,577	102,225	88,941	1,170,545	12,670	1,731,023
		End Pending	22,542	11,771	1,192	20,975	9,092	9,831	789	3,751	349	437	26,440	38,531	17,132	73,938	23,561	63,367	48,499	-	-	-	372,197
COOK	COOK	New Filed	4,137	12,215	18,684	174,499	13,482	1,769	149	14,680	67	4,329	19,245	26,485	37,646	11,551	42,578	422,816	13,714	#	1,484,192	#	2,302,238
	COUNTY	Added	9,604	-7,214	0	0	0	0	0	0	0	0	0	0	0	0	0	0	0	#	0	#	2,390
		Disposed Of	15,652	5,516	15,289	160,545	12,982	1,781	152	13,023	49	4,315	19,837	40,744	22,311	10,526	42,420	340,087	14,187	#	1,455,100	#	2,174,516
		End Pending	28,536	5,446	24,558	249,189	14,857	2,704	450	23,928	18	112	16,513	47,185	55,904	26,712	21,653	722,075	4,218	-	-	-	1,244,058
	STATE	New Filed	12,320	22,787	19,255	215,737	21,134	15,044	671	19,939	250	8,171	55,883	67,916	54,982	30,973	82,545	541,008	116,571	90,449	2,738,419	12,686	4,126,740
		Added	13,863	-10,415	762	398	253	163	41	12	0	1	614	213	112	203	-898	6,863	2,244	187	2,963	25	17,604
		Disposed Of	27,234	12,940	16,436	200,818	21,803	13,549	740	18,660	224	8,103	56,399	77,948	37,224	28,143	79,986	461,664	116,412	88,941	2,625,645	12,670	3,905,539
		End Pending	51,078	17,217	25,750	270,164	23,949	12,535	1,239	27,679	367	549	42,953	85,716	73,036	100,650	45,214	785,442	52,717	-	-	-	1,616,255

#Ordinance and Conservation Violations are included in the Misdemeanor category for Cook County. ##Changes in Misdemeanor, Traffic & Ordinance Violations, caused by method of calulating by case type versus class.
Note: Cook County Misdemeanors are counted by charges not cases. For purposes of this report, "Added" includes Reinstated and Transferred cases.

AGE OF PENDING CASES BY CATEGORY
DOWN STATE CIRCUITS
(AS OF DECEMBER 31)

TYPE OF CASE	1994 NO. PENDING & % OF TOTAL PENDING CASES		1993 NO. PENDING & % OF TOTAL PENDING CASES		1992 NO. PENDING & % OF TOTAL PENDING CASES		1991 NO. PENDING & % OF TOTAL PENDING CASES		1990 NO. PENDING & % OF TOTAL PENDING CASES		1989 NO. PENDING & % OF TOTAL PENDING CASES		1988 NO. PENDING & % OF TOTAL PENDING CASES		1987 NO. PENDING & % OF TOTAL PENDING CASES		BEFORE 1987 NO. PENDING & % OF TOTAL PENDING CASES		TOTAL PENDING CASES	% PENDING MORE THAN 12 MONTHS
LAW > $15,000 - JURY	9,139	40.6%	5,556	24.7%	2,561	11.4%	1,482	6.6%	550	2.4%	572	2.5%	330	1.5%	587	2.6%	1743	7.7%	**22520**	**59.4%**
LAW > $15,000 - NON-JURY	5,301	48.4%	2,089	19.1%	1,104	10.1%	577	5.3%	611	5.6%	479	4.4%	316	2.9%	302	2.8%	175	1.6%	**10954**	**51.6%**
LAW =< $15,000 - JURY	535	57.2%	201	21.5%	82	8.8%	49	5.2%	33	3.5%	13	1.4%	10	1.1%	4	0.4%	9	1.0%	**936**	**42.8%**
LAW =< $15,000 - NON-JURY	10,596	54.2%	3,592	18.4%	2,187	11.2%	1,455	7.4%	806	4.1%	467	2.4%	126	0.6%	147	0.8%	157	0.8%	**19533**	**45.8%**
CHANCERY	4,055	46.7%	1,377	15.8%	929	10.7%	496	5.7%	352	4.1%	268	3.1%	286	3.3%	253	2.9%	675	7.8%	**8691**	**53.3%**
MISCELLANEOUS REMEDY	3,946	41.5%	1,725	18.1%	1,186	12.5%	830	8.7%	504	5.3%	434	4.6%	284	3.0%	196	2.1%	411	4.3%	**9516**	**58.5%**
EMINENT DOMAIN	317	40.5%	136	17.4%	103	13.2%	64	8.2%	70	9.0%	30	3.8%	8	1.0%	21	2.7%	33	4.2%	**782**	**59.5%**
TAX	1,020	27.6%	492	13.3%	374	10.1%	525	14.2%	393	10.6%	225	6.1%	133	3.6%	186	5.0%	351	9.5%	**3699**	**72.4%**
MUNICIPAL CORPORATION	80	46.2%	22	12.7%	22	12.7%	7	4.0%	13	7.5%	3	1.7%	13	7.5%	1	0.6%	12	6.9%	**173**	**53.8%**
MENTAL HEALTH	208	48.6%	65	15.2%	30	7.0%	42	9.8%	23	5.4%	20	4.7%	22	5.1%	13	3.0%	5	1.2%	**428**	**51.4%**
DISSOLUTION OF MARRIAGE	14,593	60.2%	3,784	15.6%	1,572	6.5%	902	3.7%	1,187	4.9%	1,274	5.3%	280	1.2%	207	0.9%	449	1.9%	**24248**	**39.8%**
FAMILY	13,764	36.4%	5,638	14.9%	5,026	13.3%	4,091	10.8%	3,132	8.3%	1,925	5.1%	940	2.5%	1,337	3.5%	1916	5.1%	**37769**	**63.6%**
JUVENILE	8,384	49.4%	2,644	15.6%	1,717	10.1%	1,253	7.4%	1,001	5.9%	659	3.9%	433	2.6%	284	1.7%	596	3.5%	**16971**	**50.6%**
PROBATE	15,954	21.7%	9,774	13.3%	7,072	9.6%	6,191	8.4%	5,624	7.6%	4,270	5.8%	3535	4.8%	2,457	3.3%	18731	25.4%	**73608**	**78.3%**
FELONY	16,144	71.7%	2,867	12.7%	1,192	5.3%	771	3.4%	349	1.6%	316	1.4%	202	0.9%	122	0.5%	550	2.4%	**22513**	**28.3%**
MISDEMEANOR	38,021	62.1%	8,334	13.6%	4,790	7.8%	4,010	6.5%	2,043	3.3%	1,647	2.7%	1086	1.8%	639	1.0%	683	1.1%	**61253**	**37.9%**
SMALL CLAIMS	25,098	56.0%	7,171	16.0%	4,039	9.0%	4,234	9.4%	2,076	4.6%	1,652	3.7%	329	0.7%	115	0.3%	116	0.3%	**44830**	**44.0%**
TOTALS	**167,155**	**46.6%**	**55,467**	**15.5%**	**33,986**	**9.5%**	**26,979**	**7.5%**	**18,767**	**5.2%**	**14,254**	**4.0%**	**8,333**	**2.3%**	**6,871**	**1.9%**	**26,612**	**7.4%**	**358,424**	**53.4%**

LAW JURY CASELOAD SUMMARIES BY CIRCUIT
CIRCUIT COURTS OF ILLINOIS
(CALENDAR YEAR 1994)

Circuit	Total Law Jury Cases Disposed Of			Number of Law Jury Cases Terminated By Verdict			Average Time Elapsed in Months For All Cases Terminated by Verdict
	Law Over $15,000	Law $15,000 Or Less	Total	Law Over $15,000	Law $15,000 Or Less	Total	
1st	380	19	399	23	3	26	25.5
2nd	234	14	248	5	0	5	30.9
3rd	773	49	822	56	5	61	33.9
4th	305	14	319	23	1	24	18.1
5th	229	2	231	18	0	18	28.1
6th	594	13	607	35	0	35	28.2
7th	349	43	392	31	0	31	40.4
8th	134	10	144	3	2	5	32.3
9th	185	10	195	14	0	14	19.0
10th	578	45	623	34	0	34	26.0
11th	377	42	419	30	12	42	27.5
12th	800	111	911	42	14	56	25.2
13th	430	28	458	16	1	17	28.5
14th	370	31	401	41	3	44	37.0
15th	136	5	141	11	0	11	33.1
16th	621	31	652	56	1	57	26.4
17th	547	79	626	7	6	13	19.1
18th	2,177	46	2,223	83	46	129	24.0
19th	1,214	404	1,618	34	8	42	29.4
20th	905	116	1,021	54	2	56	34.4
21st	244	38	282	6	2	8	37.5
Downstate Total	11,582	1,150	12,732	622	106	728	28.5
Cook County	15,652	15,289	30,941	573	470	1,043	35.8
State Total	27,234	16,439	43,673	1,195	576	1,771	32.2

LAW JURY STATISTICS BY COUNTY
CIRCUIT COURTS OF ILLINOIS
(CALENDAR YEAR 1994)

		Law Jury Cases Disposed Of			Number of Law Jury Cases Terminated by Verdict			Average Time Lapse In Months		Avg. Time In Months
Circuit	County	Law Over $15,000	Law $15,000 or Less	Total	Law Over $15,000	Law $15,000 or Less	Total	Law Over $15,000	Law $15,000 or Less	All Law Jury Verdicts
1st.....	Alexander	0	0	0	0	0	0	0.0	0.0	0.0
	Jackson	130	9	139	7	0	7	28.2	0.0	28.2
	Johnson	8	1	9	0	0	0	0.0	0.0	0.0
	Massac	21	2	23	1	0	1	24.8	0.0	24.8
	Pope	6	0	6	3	3	6	23.0	6.8	14.9
	Pulaski	2	1	3	0	0	0	0.0	0.0	0.0
	Saline	25	0	25	1	0	1	51.3	0.0	51.3
	Union	23	0	23	1	0	1	16.2	0.0	16.2
	Williamson	165	6	171	10	0	10	28.4	0.0	28.4
1st.....	Circuit Total	380	19	399	23	3	26	28.0	6.8	25.5
2nd.....	Crawford	19	1	20	1	0	1	14.9	0.0	14.9
	Edwards	2	0	2	0	0	0	0.0	0.0	0.0
	Franklin	86	2	88	0	0	0	0.0	0.0	0.0
	Gallatin	6	1	7	0	0	0	0.0	0.0	0.0
	Hamilton	7	0	7	0	0	0	0.0	0.0	0.0
	Hardin	6	1	7	1	0	1	58.0	0.0	58.0
	Jefferson	45	0	45	2	0	2	29.2	0.0	29.2
	Lawrence	18	1	19	0	0	0	0.0	0.0	0.0
	Richland	16	3	19	0	0	0	0.0	0.0	0.0
	Wabash	6	3	9	1	0	1	23.2	0.0	23.2
	Wayne	12	1	13	0	0	0	0.0	0.0	0.0
	White	11	1	12	0	0	0	0.0	0.0	0.0
2nd.....	Circuit Total	234	14	248	5	0	5	30.9	0.0	30.9
3rd.....	Bond	15	3	18	0	0	0	0.0	0.0	0.0
	Madison	758	46	804	56	5	61	35.2	19.5	33.9
3rd.....	Circuit Total	773	49	822	56	5	61	35.2	19.5	33.9
4th.....	Christian	43	4	47	2	0	2	21.8	0.0	21.8
	Clay	9	0	9	0	0	0	0.0	0.0	0.0
	Clinton	35	2	37	14	0	14	15.3	0.0	15.3
	Effingham	61	2	63	1	0	1	21.3	0.0	21.3
	Fayette	23	1	24	3	0	3	23.7	0.0	23.7
	Jasper	4	0	4	0	0	0	0.0	0.0	0.0
	Marion	82	4	86	2	1	3	11.0	15.8	12.6
	Montgomery	30	1	31	0	0	0	0.0	0.0	0.0
	Shelby	18	0	18	1	0	1	36.2	0.0	36.2
4th.....	Circuit Total	305	14	319	23	1	24	17.7	15.8	17.6
5th.....	Clark	13	0	13	0	0	0	0.0	0.0	0.0
	Coles	41	1	42	9	0	9	32.6	0.0	32.6
	Cumberland	7	1	8	0	0	0	0.0	0.0	0.0
	Edgar	19	0	19	1	0	1	12.6	0.0	12.6
	Vermilion	149	0	149	8	0	8	25.0	0.0	25.0
5th.....	Circuit Total	229	2	231	18	0	18	28.1	0.0	28.1

LAW JURY STATISTICS BY COUNTY
CIRCUIT COURTS OF ILLINOIS
(CALENDAR YEAR 1994)

		Law Jury Cases Disposed Of			Number of Law Jury Cases Terminated by Verdict			Average Time Lapse In Months		Avg. Time In Months
Circuit	County	Law Over $15,000	Law $15,000 or Less	Total	Law Over $15,000	Law $15,000 or Less	Total	Law Over $15,000	Law $15,000 or Less	All Law Jury Verdicts
6th.....	Champaign	386	6	392	26	0	26	30.4	0.0	30.4
	DeWitt	11	1	12	1	0	1	26.5	0.0	26.5
	Douglas	23	2	25	0	0	0	0.0	0.0	0.0
	Macon	154	3	157	6	0	6	23.3	0.0	23.3
	Moultrie	8	1	9	0	0	0	0.0	0.0	0.0
	Piatt	12	0	12	2	0	2	16.2	0.0	16.2
6th.....	Circuit Total	594	13	607	35	0	35	28.2	0.0	28.2
7th.....	Greene	20	0	20	6	0	6	24.2	0.0	24.2
	Jersey	13	2	15	0	0	0	0.0	0.0	0.0
	Macoupin	29	4	33	2	0	2	58.0	0.0	58.0
	Morgan	39	4	43	3	0	3	30.5	0.0	30.5
	Sangamon	240	33	273	20	0	20	45.0	0.0	45.0
	Scott	8	0	8	0	0	0	0.0	0.0	0.0
7th.....	Circuit Total	349	43	392	31	0	31	40.4	0.0	40.4
8th.....	Adams	77	7	84	1	2	3	10.7	28.3	22.4
	Brown	2	0	2	0	0	0	0.0	0.0	0.0
	Calhoun	3	0	3	0	0	0	0.0	0.0	0.0
	Cass	9	1	10	0	0	0	0.0	0.0	0.0
	Mason	9	1	10	2	0	2	47.2	0.0	47.2
	Menard	8	0	8	0	0	0	0.0	0.0	0.0
	Pike	20	1	21	0	0	0	0.0	0.0	0.0
	Schuyler	6	0	6	0	0	0	0.0	0.0	0.0
8th.....	Circuit Total	134	10	144	3	2	5	35.0	28.3	32.3
9th.....	Fulton	44	1	45	2	0	2	15.5	0.0	15.5
	Hancock	15	2	17	1	0	1	14.8	0.0	14.8
	Henderson	10	1	11	0	0	0	0.0	0.0	0.0
	Knox	76	4	80	6	0	6	15.1	0.0	15.1
	McDonough	26	1	27	4	0	4	26.3	0.0	26.3
	Warren	14	1	15	1	0	1	23.9	0.0	23.9
9th.....	Circuit Total	185	10	195	14	0	14	19.0	0.0	19.0
10th.....	Marshall	8	0	8	1	0	1	8.2	0.0	8.2
	Peoria	407	40	447	21	0	21	26.5	0.0	26.5
	Putnam	1	0	1	1	0	1	10.8	0.0	10.8
	Stark	4	1	5	0	0	0	0.0	0.0	0.0
	Tazewell	158	4	162	11	0	11	27.9	0.0	27.9
10th.....	Circuit Total	578	45	623	34	0	34	26.0	0.0	26.0
11th.....	Ford	13	0	13	1	0	1	19.7	0.0	19.7
	Livingston	53	5	58	8	0	8	24.8	0.0	24.8
	Logan	27	0	27	0	0	0	0.0	0.0	0.0
	McLean	255	35	290	18	12	30	35.1	18.8	28.6
	Woodford	29	2	31	3	0	3	25.8	0.0	25.8
11th.....	Circuit Total	377	42	419	30	12	42	30.9	18.8	27.5

LAW JURY STATISTICS BY COUNTY
CIRCUIT COURTS OF ILLINOIS
(CALENDAR YEAR 1994)

		Law Jury Cases Disposed Of			Number of Law Jury Cases Terminated by Verdict			Average Time Lapse In Months		Avg. Time In Months
Circuit	County	Law Over $15,000	Law $15,000 or Less	Total	Law Over $15,000	Law $15,000 or Less	Total	Law Over $15,000	Law $15,000 or Less	All Law Jury Verdicts
12th.....	Will	800	111	911	42	14	56	28.5	15.0	25.2
12th.....	Circuit Total	800	111	911	42	14	56	28.5	15.0	25.2
13th.....	Bureau	53	3	56	2	1	3	36.7	3.4	25.6
	Grundy	57	5	62	2	0	2	47.8	0.0	47.8
	LaSalle	320	20	340	12	0	12	26.0	0.0	26.0
13th.....	Circuit Total	430	28	458	16	1	17	30.0	3.4	28.5
14th.....	Henry	50	4	54	6	2	8	38.2	13.3	32.0
	Mercer	15	0	15	1	0	1	18.8	0.0	18.8
	Rock Island	253	25	278	30	1	31	35.7	1.7	34.6
	Whiteside	52	2	54	4	0	4	70.0	0.0	70.0
14th.....	Circuit Total	370	31	401	41	3	44	39.0	9.5	37.0
15th.....	Carroll	10	2	12	2	0	2	39.5	0.0	39.5
	Jo Daviess	32	0	32	0	0	0	0.0	0.0	0.0
	Lee	33	2	35	4	0	4	29.2	0.0	29.2
	Ogle	33	1	34	4	0	4	35.9	0.0	35.9
	Stephenson	28	0	28	1	0	1	24.8	0.0	24.8
15th.....	Circuit Total	136	5	141	11	0	11	33.1	0.0	33.1
16th.....	DeKalb	100	10	110	5	0	5	44.6	0.0	44.6
	Kane	489	21	510	49	1	50	25.2	9.0	24.9
	Kendall	32	0	32	2	0	2	20.1	0.0	20.1
16th.....	Circuit Total	621	31	652	56	1	57	26.8	9.0	26.4
17th.....	Boone	36	2	38	2	0	2	22.6	0.0	22.6
	Winnebago	511	77	588	5	6	11	28.0	10.5	18.4
17th.....	Circuit Total	547	79	626	7	6	13	26.4	10.5	19.1
18th.....	DuPage	2,177	46	2,223	83	46	129	29.1	14.8	24.0
18th.....	Circuit Total	2,177	46	2,223	83	46	129	29.1	14.8	24.0
19th.....	Lake	994	356	1,350	15	6	21	20.7	14.9	19.0
	McHenry	220	48	268	19	2	21	40.8	30.2	39.8
19th.....	Circuit Total	1,214	404	1,618	34	8	42	32.0	18.7	29.4
20th.....	Monroe	40	4	44	1	0	1	43.4	0.0	43.4
	Perry	21	0	21	0	1	1	0.0	28.2	28.2
	Randolph	42	4	46	2	0	2	41.7	0.0	41.7
	St. Clair	792	105	897	51	1	52	34.5	10.8	34.1
	Washington	10	3	13	0	0	0	0.0	0.0	0.0
20th.....	Circuit Total	905	116	1,021	54	2	56	34.9	19.5	34.4
21st.....	Iroquois	27	5	32	1	0	1	94.6	0.0	94.6
	Kankakee	217	33	250	5	2	7	33.4	19.1	29.3
21st.....	Circuit Total	244	38	282	6	2	8	43.6	19.1	37.5
	Downstate Total	11,582	1,150	12,732	622	106	728	30.7	15.5	28.5
Cook	Cook County	15,652	15,289	30,941	573	470	1,043	50.5	21.0	35.8
	State Total	27,234	16,439	43,673	1,195	576	1,771	40.6	18.3	32.2

TIME LAPSE: CASE FILING TO DATE OF VERDICT
LAW JURY VERDICTS OVER $15,000
CIRCUIT COURTS OF ILLINOIS
(CALENDAR YEAR 1994)

COUNTY	LAW JURY VERDICTS OVER $15,000	AVG. TIME LAPSE IN MONTHS BETWEEN DATE OF FILING AND DATE OF VERDICT	PENDING BEGINNING OF YEAR	CASES FILED	PENDING END OF YEAR
Adams	1	10.7	135	92	159
Alexander	0	0.0	2	2	4
Bond	0	0.0	27	3	15
Boone	2	22.6	58	18	45
Brown	0	0.0	2	3	3
Bureau	2	36.7	92	37	79
Calhoun	0	0.0	5	3	8
Carroll	2	39.5	16	12	18
Cass	0	0.0	16	12	20
Champaign	26	30.4	665	348	633
Christian	2	21.8	81	59	97
Clark	0	0.0	25	19	31
Clay	0	0.0	8	9	12
Clinton	14	15.3	59	23	65
Coles	9	32.6	127	88	174
Cook	573	56.7	30,447	4,137	28,536
Crawford	1	14.9	25	17	21
Cumberland	0	0.0	19	4	16
DeKalb	5	44.6	188	92	180
DeWitt	1	26.5	41	22	48
Douglas	0	0.0	28	14	22
DuPage	83	29.1	2,139	765	2,008
Edgar	1	12.6	32	11	24
Edwards	0	0.0	0	0	0
Effingham	1	21.3	60	51	64
Fayette	3	23.7	32	14	23
Ford	1	19.7	25	15	27
Franklin	0	0.0	142	115	171
Fulton	2	15.5	56	32	48
Gallatin	0	0.0	16	8	18
Greene	6	24.2	29	17	26
Grundy	2	47.8	86	55	85
Hamilton	0	0.0	9	11	13
Hancock	1	14.8	15	16	16

TIME LAPSE: CASE FILING TO DATE OF VERDICT
LAW JURY VERDICTS OVER $15,000
CIRCUIT COURTS OF ILLINOIS
(CALENDAR YEAR 1994)

COUNTY	LAW JURY VERDICTS OVER $15,000	AVG. TIME LAPSE IN MONTHS BETWEEN DATE OF FILING AND DATE OF VERDICT	PENDING BEGINNING OF YEAR	CASES FILED	PENDING END OF YEAR
Hardin	1	58.0	10	3	7
Henderson	0	0.0	9	8	7
Henry	6	38.2	72	46	84
Iroquois	1	94.6	78	22	75
Jackson	7	28.2	162	138	202
Jasper	0	0.0	5	8	9
Jefferson	2	29.2	103	82	140
Jersey	0	0.0	45	16	53
Jo Daviess	0	0.0	45	19	32
Johnson	0	0.0	18	14	24
Kane	49	25.2	800	504	863
Kankakee	5	33.4	423	154	421
Kendall	2	20.1	31	37	44
Knox	6	15.1	111	80	129
Lake	15	20.7	1,145	401	1,275
LaSalle	12	26.0	578	205	472
Lawrence	0	0.0	41	17	42
Lee	4	29.2	80	34	82
Livingston	8	24.8	89	51	95
Logan	0	0.0	46	24	43
Macon	6	23.3	429	127	473
Macoupin	2	58.0	77	32	88
Madison	56	35.2	4,367	307	4,559
Marion	2	17.0	121	103	142
Marshall	1	8.2	14	7	14
Mason	2	47.2	11	16	21
Massac	1	24.8	32	18	37
McDonough	4	26.3	40	27	45
McHenry	19	40.8	568	286	642
McLean	18	35.1	372	195	338
Menard	0	0.0	13	5	10
Mercer	1	18.8	24	10	20
Monroe	1	43.4	53	56	69
Mongomery	0	0.0	46	15	34

TIME LAPSE: CASE FILING TO DATE OF VERDICT
LAW JURY VERDICTS OVER $15,000
CIRCUIT COURTS OF ILLINOIS
(CALENDAR YEAR 1994)

COUNTY	LAW JURY VERDICTS OVER $15,000	AVG. TIME LAPSE IN MONTHS BETWEEN DATE OF FILING AND DATE OF VERDICT	PENDING BEGINNING OF YEAR	CASES FILED	PENDING END OF YEAR
Morgan	3	30.5	79	38	78
Moultrie	0	0.0	12	11	17
Ogle	4	35.9	56	39	64
Peoria	21	26.5	808	393	832
Perry	0	0.0	37	18	34
Piatt	2	16.2	18	15	21
Pike	0	0.0	21	13	27
Pope	3	23.0	8	3	11
Pulaski	0	0.0	8	1	7
Putnam	1	10.8	7	2	0
Randolph	2	41.7	75	24	57
Richland	0	0.0	30	24	38
Rock Island	30	35.7	357	238	384
Saline	1	51.3	43	9	28
Sangamon	20	45.0	1,338	439	1,537
Schuyler	0	0.0	6	2	5
Scott	0	0.0	9	5	6
Shelby	1	36.2	34	14	31
St. Clair	51	34.5	1,296	345	1,313
Stark	0	0.0	3	2	2
Stephenson	1	24.8	46	27	45
Tazewell	11	27.9	280	152	309
Union	1	16.2	45	24	48
Vermilion	8	25.0	346	169	346
Wabash	1	23.2	12	8	14
Warren	1	23.9	25	21	32
Washington	0	0.0	12	10	17
Wayne	0	0.0	22	23	33
White	0	0.0	12	17	19
Whiteside	4	70.0	99	59	106
Will	42	28.5	1,113	680	1,177
Williamson	10	28.4	228	192	254
Winnebago	5	28.0	927	84	852
Woodford	3	25.8	34	28	34

FELONY DISPOSITIONS BY COUNTY
CIRCUIT COURTS OF ILLINOIS
(CALENDAR YEAR 1994)

Circuit	County	Total Number of Defendants	Total Convicted	CONVICTED			Found Unfit to Stand Trial	* Remaining Balance
				Plea of Guilty	Con-victed by Court	Con-victed by Jury		
1st.....	Alexander	167	87	87	0	0	0	80
	Jackson	694	295	288	4	3	0	399
	Johnson	126	63	61	0	2	0	63
	Massac	121	49	47	0	2	0	72
	Pope	39	16	15	1	0	0	23
	Pulaski	114	43	43	0	0	0	71
	Saline	245	104	102	2	0	0	141
	Union	157	63	63	0	0	0	94
	Williamson	621	162	161	1	0	0	459
1st.....	Circuit Total.....	2,284	882	867	8	7	0	1,402
2nd.....	Crawford	103	55	55	0	0	0	48
	Edwards	40	21	21	0	0	0	19
	Franklin	218	127	123	2	2	0	91
	Gallatin	46	32	30	1	1	0	14
	Hamilton	34	23	20	0	3	0	11
	Hardin	28	21	20	0	1	0	7
	Jefferson	211	121	120	1	0	1	89
	Lawrence	93	40	40	0	0	0	53
	Richland	138	60	59	0	1	0	78
	Wabash	90	51	51	0	0	0	39
	Wayne	84	12	11	1	0	0	72
	White	151	48	47	1	0	0	103
2nd.....	Circuit Total.....	1,236	611	597	6	8	1	624
3rd.....	Bond	106	69	69	0	0	0	37
	Madison	2,194	1,485	1,473	3	9	3	706
3rd.....	Circuit Total.....	2,300	1,554	1,542	3	9	3	743
4th.....	Christian	168	62	61	0	1	0	106
	Clay	46	41	41	0	0	0	5
	Clinton	181	89	87	1	1	0	92
	Effingham	198	97	95	2	0	0	101
	Fayette	137	68	65	0	3	0	69
	Jasper	64	46	42	0	4	0	18
	Marion	268	218	208	6	4	0	50
	Montgomery	132	92	90	2	0	0	40
	Shelby	54	36	31	0	5	0	18
4th.....	Circuit Total.....	1,248	749	720	11	18	0	499
5th.....	Clark	50	38	38	0	0	1	11
	Coles	347	193	193	0	0	0	154
	Cumberland	48	17	17	0	0	0	31
	Edgar	163	80	77	0	3	0	83
	Vermilion	538	305	297	5	3	0	233
5th.....	Circuit Total.....	1,146	633	622	5	6	1	512

*Includes transfers to inactive/fugitive warrant calendar, first-offender probation matters, extradition proceedings, dismissed on motion of state and adjudicated not guilty.

FELONY DISPOSITIONS BY COUNTY
CIRCUIT COURTS OF ILLINOIS
(CALENDAR YEAR 1994)

Circuit	County	Total Number of Defendants	Total Convicted	CONVICTED			Found Unfit to Stand Trial	* Remaining Balance
				Plea of Guilty	Con-victed by Court	Con-victed by Jury		
6th.....	Champaign	1,600	699	682	5	12	11	890
	DeWitt	133	37	37	0	0	0	96
	Douglas	104	46	44	1	1	0	58
	Macon	1,486	645	557	13	75	0	841
	Moultrie	34	23	22	0	1	0	11
	Piatt	41	20	19	0	1	1	20
6th.....	Circuit Total.....	3,398	1,470	1,361	19	90	12	1,916
7th.....	Greene	127	36	36	0	0	0	91
	Jersey	148	60	60	0	0	0	88
	Macoupin	271	101	98	3	0	0	170
	Morgan	186	143	142	0	1	0	43
	Sangamon	812	495	441	52	2	1	316
	Scott	20	4	3	1	0	0	16
7th.....	Circuit Total.....	1,564	839	780	56	3	1	724
8th.....	Adams	521	247	226	3	18	0	274
	Brown	29	21	21	0	0	0	8
	Calhoun	23	13	12	1	0	0	10
	Cass	158	107	106	0	1	0	51
	Mason	121	74	73	1	0	2	45
	Menard	35	26	24	1	1	0	9
	Pike	113	54	51	3	0	0	59
	Schuyler	29	19	18	0	1	0	10
8th.....	Circuit Total.....	1,029	561	531	9	21	2	466
9th.....	Fulton	175	99	99	0	0	0	76
	Hancock	67	39	39	0	0	0	28
	Henderson	31	23	22	0	1	0	8
	Knox	269	219	203	8	8	2	48
	McDonough	97	63	54	9	0	0	34
	Warren	98	63	55	8	0	0	35
9th.....	Circuit Total.....	737	506	472	25	9	2	229
10th.....	Marshall	56	30	29	0	1	0	26
	Peoria	1,357	974	927	16	31	0	383
	Putnam	15	9	9	0	0	0	6
	Stark	16	14	12	1	1	0	2
	Tazewell	667	325	319	5	1	1	341
10th.....	Circuit Total.....	2,111	1,352	1,296	22	34	1	758
11th.....	Ford	77	31	31	0	0	1	45
	Livingston	292	250	232	0	18	0	42
	Logan	128	72	71	1	0	3	53
	McLean	1,293	708	662	11	35	5	580
	Woodford	135	51	46	3	2	0	84
11th.....	Circuit Total.....	1,925	1,112	1,042	15	55	9	804

*Includes transfers to inactive/fugitive warrant calendar, first-offender probation matters, extradition proceedings, dismissed on motion of state and adjudicated not guilty.

FELONY DISPOSITIONS BY COUNTY
CIRCUIT COURTS OF ILLINOIS
(CALENDAR YEAR 1994)

Circuit	County	Total Number of Defendants	Total Convicted	CONVICTED Plea of Guilty	Con-victed by Court	Con-victed by Jury	Found Unfit to Stand Trial	* Remaining Balance
12th.....	Will	2516	1510	1483	12	15	0	1006
12th.....	Circuit Total.....	2516	1510	1483	12	15	0	1006
13th.....	Bureau	77	70	63	0	7	0	7
	Grundy	205	78	74	1	3	0	127
	LaSalle	503	353	341	4	8	0	150
13th.....	Circuit Total.....	785	501	478	5	18	0	284
14th.....	Henry	342	233	213	12	8	1	108
	Mercer	45	21	20	0	1	0	24
	Rock Island	1009	754	725	15	14	0	255
	Whiteside	372	309	277	9	23	0	63
14th.....	Circuit Total.....	1768	1317	1235	36	46	1	450
15th.....	Carroll	78	57	43	11	3	0	21
	Jo Daviess	114	32	30	0	2	0	82
	Lee	226	124	114	6	4	0	102
	Ogle	153	126	118	1	7	0	27
	Stephenson	478	416	402	3	11	0	62
15th.....	Circuit Total.....	1049	755	707	21	27	0	294
16th.....	DeKalb	216	184	146	37	1	0	32
	Kane	1703	1332	1246	55	31	7	364
	Kendall	261	126	124	2	0	0	135
16th.....	Circuit Total.....	2180	1642	1516	94	32	7	531
17th.....	Boone	161	117	112	2	3	0	44
	Winnebago	2334	989	985	3	1	0	1345
17th.....	Circuit Total.....	2495	1106	1097	5	4	0	1389
18th.....	DuPage	3172	1430	1416	14	0	0	** 1742
18th.....	Circuit Total.....	3172	1430	1416	14	0	0	** 1742
19th.....	Lake	3367	1561	1508	9	44	8	1798
	McHenry	725	523	519	0	4	0	202
19th.....	Circuit Total.....	4092	2084	2027	9	48	8	2000
20th.....	Monroe	94	43	43	0	0	0	51
	Perry	141	55	54	0	1	0	86
	Randolph	185	122	112	6	4	0	63
	St. Clair	1205	997	967	5	25	0	208
	Washington	46	36	35	0	1	0	10
20th.....	Cricuit Total.....	1671	1253	1211	11	31	0	418
21st.....	Iroquois	100	83	82	0	1	0	17
	Kankakee	807	550	515	25	10	0	257
21st.....	Circuit Total.....	907	633	597	25	11	0	274
	Downstate Total.	39613	22500	21597	411	492	48	17065
Cook	Cook County.....	45435	34107	30729	2970	408	218	11110
	State Total.....	85048	56607	52326	3381	900	266	28175

*Includes transfers to inactive/fugitive warrant calendar, first-offender probation matters, extradition proceedings, dismissed on motion of state and adjudicated not guilty. **Includes 1484 transfers to inactive status, first-offender probation matters, etc., 83 extradition proceedings and 175 dismissed on motion of state.

FELONY SENTENCES BY COUNTY
CIRCUIT COURTS OF ILLINOIS
(CALENDAR YEAR 1994)

Circuit	County	Death	State Imprisonment	Probation	Other	TOTAL SENTENCES
1st.....	Alexander	0	17	68	2	87
	Jackson	0	76	199	20	295
	Johnson	0	36	27	0	63
	Massac	0	15	33	1	49
	Pope	0	6	10	0	16
	Pulaski	0	21	22	0	43
	Saline	0	40	64	0	104
	Union	0	29	34	0	63
	Williamson	0	57	93	12	162
1st.....	Circuit Total.....	0	297	550	35	882
2nd.....	Crawford	0	22	31	2	55
	Edwards	0	0	21	0	21
	Franklin	0	49	75	3	127
	Gallatin	0	12	20	0	32
	Hamilton	0	10	11	2	23
	Hardin	0	8	11	2	21
	Jefferson	0	48	72	1	121
	Lawrence	0	18	22	0	40
	Richland	0	33	19	8	60
	Wabash	0	18	30	3	51
	Wayne	0	4	4	4	12
	White	0	11	36	1	48
2nd.....	Circuit Total.....	0	233	352	26	611
3rd.....	Bond	0	28	39	2	69
	Madison	0	463	1021	1	1485
3rd.....	Circuit Total.....	0	491	1060	3	1554
4th.....	Christian	0	27	35	0	62
	Clay	0	20	17	4	41
	Clinton	0	36	24	29	89
	Effingham	0	31	64	2	97
	Fayette	0	20	46	2	68
	Jasper	0	20	26	0	46
	Marion	0	115	100	3	218
	Montgomery	1	49	38	4	92
	Shelby	0	20	12	4	36
4th.....	Circuit Total.....	1	338	362	48	749
5th.....	Clark	0	15	23	0	38
	Coles	0	52	128	13	193
	Cumberland	0	9	8	0	17
	Edgar	0	31	49	0	80
	Vermilion	1	97	207	0	305
5th.....	Circuit Total.....	1	204	415	13	633

FELONY SENTENCES BY COUNTY
CIRCUIT COURTS OF ILLINOIS
(CALENDAR YEAR 1994)

Circuit	County	Death	State Imprisonment	Probation	Other	TOTAL SENTENCES
6th.....	Champaign	1	245	453	0	699
	DeWitt	0	23	13	1	37
	Douglas	0	18	22	6	46
	Macon	0	297	342	6	645
	Moultrie	0	13	10	0	23
	Piatt	0	10	10	0	20
6th.....	Circuit Total	1	606	850	13	1470
7th.....	Greene	0	31	0	5	36
	Jersey	0	29	30	1	60
	Macoupin	0	61	35	5	101
	Morgan	0	65	46	32	143
	Sangamon	0	219	275	1	495
	Scott	0	4	0	0	4
7th.....	Circuit Total	0	409	386	44	839
8th.....	Adams	0	107	140	0	247
	Brown	0	12	8	1	21
	Calhoun	0	1	12	0	13
	Cass	0	41	66	0	107
	Mason	0	27	47	0	74
	Menard	0	10	8	8	26
	Pike	0	20	27	7	54
	Schuyler	0	3	15	1	19
8th.....	Circuit Total	0	221	323	17	561
9th.....	Fulton	0	32	67	0	99
	Hancock	0	10	29	0	39
	Henderson	0	6	7	10	23
	Knox	0	96	123	0	219
	McDonough	0	35	23	5	63
	Warren	0	25	19	19	63
9th.....	Circuit Total	0	204	268	34	506
10th.....	Marshall	0	11	8	11	30
	Peoria	0	439	535	0	974
	Putnam	0	3	3	3	9
	Stark	0	4	10	0	14
	Tazewell	0	120	204	1	325
10th.....	Circuit Total	0	577	760	15	1352
11th.....	Ford	0	13	14	4	31
	Livingston	0	175	70	5	250
	Logan	0	35	36	1	72
	McLean	0	306	402	0	708
	Woodford	0	11	38	2	51
11th.....	Circuit Total	0	540	560	12	1112

FELONY SENTENCES BY COUNTY
CIRCUIT COURTS OF ILLINOIS
(CALENDAR YEAR 1994)

Circuit	County	Death	State Imprisonment	Probation	Other	TOTAL SENTENCES
12th.....	Will	0	622	869	19	1510
12th.....	Circuit Total	0	622	869	19	1510
13th.....	Bureau	0	47	22	1	70
	Grundy	0	27	51	0	78
	LaSalle	0	148	177	28	353
13th.....	Circuit Total	0	222	250	29	501
14th.....	Henry	0	91	142	0	233
	Mercer	0	11	10	0	21
	Rock Island	1	212	540	1	754
	Whiteside	0	148	153	8	309
14th.....	Circuit Total	1	462	845	9	1317
15th.....	Carroll	0	34	20	3	57
	Jo Daviess	0	5	25	2	32
	Lee	0	33	79	12	124
	Ogle	0	28	97	1	126
	Stephenson	0	241	175	0	416
15th.....	Circuit Total	0	341	396	18	755
16th.....	DeKalb	0	98	48	38	184
	Kane	0	748	473	111	1332
	Kendall	0	18	99	9	126
16th.....	Circuit Total	0	864	620	158	1642
17th.....	Boone	0	60	57	0	117
	Winnebago	0	298	690	1	989
17th.....	Cricuit Total	0	358	747	1	1106
18th.....	DuPage	0	438	992	0	1430
18th.....	Circuit Total	0	438	992	0	1430
19th.....	Lake	0	587	962	12	1561
	McHenry	1	133	389	0	523
19th.....	Circuit Total	1	720	1351	12	2084
20th.....	Monroe	0	19	23	1	43
	Perry	0	20	25	10	55
	Randolph	0	38	84	0	122
	St. Clair	0	347	650	0	997
	Washington	0	16	19	1	36
20th.....	Circuit Total	0	440	801	12	1253
21st.....	Iroquois	0	25	58	0	83
	Kankakee	0	170	380	0	550
21st.....	Circuit Total	0	195	438	0	633
	Downstate Total	5	8782	13195	518	22500
Cook	Cook County	7	17299	16497	304	34107
	State Total	12	26081	29692	822	56607

CIRCUIT CLERK
REVENUE AND EXPENDITURES BY COUNTY
DECEMBER 1, 1993 - NOVEMBER 30, 1994

		REVENUE OF CLERK'S OFFICE												CLERK'S OPERATING EXPENSES						
CIRCUIT	COUNTY	CLERK'S FEES	COURT AUTOMA-TION FEES	MAINT. AND CHILD SUP. FUND	COURT DOCUMENT STR. FUNDS	INT. PAID ON INVESTED FUNDS	IDPA IV-D PAYMENT	2% ADM. FEE SUR CHG	ADM. FEE CRIME LAB FUND	ADM. FEE CRIM. SEX ASSAULT	ADM. FEE TRAUMA FUND	OTHER	CLERK'S REVENUE TOTAL	CLERK'S SALARY	ALL OTHER OFFICE PERSONNEL	FULL TIME STAFF	PART TIME STAFF	AUTO-MATION EXPENSES	OTHER OFFICE EXPENSES	TOTAL CLERK OFFICE EXPENDITURE
1st.....	Alexander	67,412	17,936	1,904	0	2,500	0	0	0	0	0	0	89,752	21,280	32,500	2	0	4,800	12,500	71,080
	Jackson	289,736	24,335	38,023	50,701	9,653	0	1,364	0	0	401	0	414,213	39,099	159,473	12	0	70,931	29,796	299,299
	Johnson	69,106	11,355	4,412	11,316	1,700	0	580	450	0	80	0	98,999	32,100	53,900	4	0	2,400	9,725	98,125
	Massac	80,469	16,887	12,091	17,011	2,378	0	432	0	0	294	0	129,562	30,000	75,843	5	0	10,872	36,671	153,386
	Pope	15,327	3,127	2,456	3,006	0	0	120	0	0	9	0	24,045	20,000	13,400	2	0	3,520	5,694	42,614
	Pulaski	88,296	18,154	213	3,933	3,528	0	937	35	0	58	0	115,154	21,280	43,936	3	1	48,975	10,836	125,027
	Saline	110,023	12,422	3,394	11,964	0	0	802	0	0	51	0	138,656	32,065	95,963	6	0	25,244	33,138	186,410
	Union	98,496	21,577	7,353	20,108	5,950	0	452	0	0	0	0	153,936	31,252	84,252	5	1	8,700	20,094	144,298
	Williamson	293,847	55,531	21,760	55,023	20,474	0	1,980	0	0	62	0	448,677	37,500	183,904	13	1	40,568	16,800	278,772
1st.....	Circuit Total	1,112,712	181,324	91,606	173,062	46,183	0	6,667	485	0	955	0	1,612,994	264,576	743,171	52	3	216,010	175,254	1,399,011
2nd.....	Crawford	67,394	12,889	7,450	0	1,656	0	343	0	0	21	0	89,753	28,000	78,890	5	0	14,163	11,231	132,284
	Edwards	22,828	2,924	4,010	0	961	0	149	0	0	0	0	30,872	22,055	6,097	1	0	100	7,145	35,397
	Franklin	139,919	23,638	9,913	23,599	5,208	0	38	960	180	45	0	203,500	34,786	96,883	8	2	28,520	43,862	204,051
	Gallatin	24,884	3,694	1,770	0	1,767	0	148	0	0	24	0	32,287	23,710	25,200	2	0	234	4,861	54,005
	Hamilton	19,078	3,753	2,714	2,059	377	0	76	20	0	2	0	28,079	18,000	14,737	1	1	0	4,229	36,966
	Hardin	13,447	1,479	6,084	1,383	344	0	0	180	0	65	0	22,982	21,220	16,931	1	1	1,200	3,750	43,101
	Jefferson	132,276	26,634	22,262	25,601	4,555	0	570	0	0	65	20	211,983	30,867	118,044	8	0	26,377	19,700	194,988
	Lawrence	49,025	5,332	6,319	0	2,248	0	249	0	0	34	2	63,209	25,088	55,077	3	2	4,687	10,267	95,119
	Richland	59,622	11,354	10,925	2,065	2,309	0	398	55	0	0	12	86,740	29,850	52,885	3	1	12,590	12,010	107,335
	Wabash	47,811	9,034	13,360	8,915	5,538	0	0	0	0	0	0	84,658	25,679	60,403	4	1	0	14,761	100,843
	Wayne	63,077	15,624	22,776	15,221	1,883	0	286	0	0	274	0	119,141	22,210	75,273	5	0	39,598	25,228	162,309
	White	84,545	11,584	6,744	0	3,315	0	682	145	0	25	0	107,040	28,792	38,307	3	0	15,655	10,904	93,658
2nd.....	Circuit Total	723,906	127,939	114,327	78,843	30,161	0	2,939	1,360	180	555	34	1,080,244	310,257	638,727	44	8	143,124	167,948	1,260,056
3rd.....	Bond	65,883	11,975	0	9,588	0	0	0	0	0	0	0	87,446	30,400	55,411	4	0	11,214	13,776	110,801
	Madison	2,698,137	229,165	68,407	229,581	78,764	0	1,278	245	0	0	0	3,305,577	49,618	1,281,763	73	14	223,062	116,600	1,671,043
3rd.....	Circuit Total	2,764,020	241,140	68,407	239,169	78,764	0	1,278	245	0	0	0	3,393,023	80,018	1,337,174	77	14	234,276	130,376	1,781,844
4th.....	Christian	146,111	33,349	15,371	17,447	1,545	0	0	0	0	0	0	213,823	31,920	175,402	10	0	11,099	25,812	244,233
	Clay	41,027	7,521	10,466	0	1,576	0	287	68	0	87	0	61,032	29,580	50,626	3	1	4,180	12,242	96,628
	Clinton	100,124	18,737	15,097	0	3,719	0	628	0	0	267	0	138,572	33,336	134,719	7	0	7,705	15,254	191,014
	Effingham	155,455	18,754	19,830	0	3,129	0	931	0	0	0	0	198,099	30,000	151,475	9	2	12,513	31,963	225,951
	Fayette	102,722	24,573	15,511	5,977	812	0	968	0	0	405	2,577	153,545	28,600	65,453	4	0	13,510	17,079	124,642
	Jasper	36,075	4,393	0	0	1,525	0	257	45	0	94	0	42,389	30,187	49,665	3	0	6,664	7,756	94,272
	Marion	212,057	25,083	42,025	38,745	8,097	0	1,276	208	0	646	0	328,137	33,040	186,386	9	2	25,162	25,162	269,750
	Montgomery	171,370	34,484	3,303	0	10,207	0	1,249	225	0	506	0	221,344	33,000	125,611	8	1	15,528	19,029	193,168
	Shelby	67,208	14,394	13,459	4,055	2,285	0	484	0	0	180	0	102,065	32,000	68,000	4	0	0	13,000	113,000
4th.....	Circuit Total	1,032,149	181,288	135,062	66,224	32,895	0	6,080	546	0	2,185	2,577	1,459,006	281,663	1,007,337	57	6	96,361	167,297	1,552,658
5th.....	Clark	81,844	16,770	6,290	0	3,190	0	922	0	0	0	0	109,016	24,080	55,115	4	1	10,218	5,971	95,384
	Coles	206,618	22,633	18,523	0	4,601	0	983	0	125	492	0	253,975	34,750	156,065	10	1	24,606	41,824	257,245
	Cumberland	43,554	6,959	6,240	0	1,482	0	362	0	0	181	0	58,778	22,600	25,673	1	1	4,216	3,576	56,065
	Edgar	65,944	12,522	15,488	0	1,365	0	455	60	0	49	8	95,891	27,200	92,277	6	0	17,272	17,437	154,186
	Vermilion	354,686	66,686	6,143	39,864	25,903	0	2,373	0	0	213	0	495,868	34,000	330,214	23	6	42,099	57,401	463,714
5th.....	Circuit Total	752,646	125,570	52,684	39,864	36,541	0	5,095	60	125	935	8	1,013,528	142,630	659,344	44	9	98,411	126,209	1,026,594

CIRCUIT CLERK
REVENUE AND EXPENDITURES BY COUNTY
DECEMBER 1, 1993 - NOVEMBER 30, 1994

		REVENUE OF CLERK'S OFFICE												CLERK'S OPERATING EXPENSES						
CIRCUIT	COUNTY	CLERK'S FEES	COURT AUTOMA-TION FEES	MAINT. AND CHILD SUP. FUND	COURT DOCUMENT STR. FUNDS	INT. PAID ON INVESTED FUNDS	IDPA IV-D PAYMENT	2% ADM. FEE SUR CHG	ADM. FEE CRIME LAB FUND	ADM. FEE CRIM. SEX ASSAULT	ADM. FEE TRAUMA FUND	OTHER	CLERK'S REVENUE TOTAL	CLERK'S SALARY	ALL OTHER OFFICE PERSONNEL	FULL TIME STAFF	PART TIME STAFF	AUTO-MATION EXPENSES	OTHER OFFICE EXPENSES	TOTAL CLERK OFFICE EXPENDITURE
6th.....	Champaign	651,099	78,719	70,029	20,705	52,947	41,506	1,949	312	0	1,339	2,402	921,007	38,337	500,955	31	1	97,309	138,397	774,998
	DeWitt	77,529	12,257	18,199	7,230	0	0	348	15	0	115	0	115,693	32,157	105,486	7	0	3,601	16,739	157,983
	Douglas	89,240	19,617	1,347,178	0	2,721	0	431	1,472	208	72	17,867	1,478,806	35,000	108,068	6	2	7,230	11,071	161,369
	Macon	638,189	70,395	23,023	111,748	17,304	60,674	2,909	0	0	457	0	924,699	46,492	638,734	31	9	59,839	54,259	799,324
	Moultrie	45,532	9,985	13,333	4,100	1,803	0	255	128	0	18	0	75,154	30,000	59,134	5	1	11,224	15,121	115,479
	Piatt	51,797	2,985	0	0	1,727	0	242	60	0	15	2,205	59,031	35,304	105,232	6	0	9,012	17,844	167,392
6th.....	Circuit Total	1,553,386	193,958	1,471,762	143,783	76,502	102,180	6,134	1,987	208	2,016	22,474	3,574,390	217,290	1,517,609	86	13	188,215	253,431	2,176,545
7th.....	Greene	35,122	4,218	305	0	715	0	0	0	0	100	108	40,568	24,080	34,930	2	1	0	9,155	68,165
	Jersey	103,540	12,891	6,794	12,789	3,005	0	562	0	0	289	212	140,082	25,935	92,763	5	0	18,839	12,634	150,171
	Macoupin	200,438	34,027	17,516	34,154	5,561	0	1,195	0	0	515	384	293,790	33,050	236,073	12	0	105,401	47,630	422,154
	Morgan	210,604	27,989	27,628	26,810	6,152	0	249	0	0	2	0	299,434	33,000	154,809	8	5	8,314	17,542	213,665
	Sangamon	889,813	168,638	65,913	208,886	70,529	108,964	3,526	0	0	1,721	12,905	1,530,895	48,000	1,031,939	59	16	124,116	190,935	1,394,990
	Scott	13,610	0	0	0	0	0	79	0	0	43	0	13,732	22,291	14,900	1	0	0	4,977	42,168
7th.....	Circuit Total	1,453,127	247,763	118,156	282,639	85,962	108,964	5,611	0	0	2,670	13,609	2,318,501	186,356	1,565,414	87	22	256,670	282,873	2,291,313
8th.....	Adams	285,142	61,596	15,701	0	14,278	0	1,324	0	74	768	0	378,883	35,086	206,388	13	1	0	0	241,474
	Brown	21,624	5,452	3,301	0	328	0	130	5	0	94	0	30,934	19,040	26,178	2	0	53,000	5,802	104,020
	Calhoun	20,482	4,485	576	0	999	0	161	15	0	69	357	27,144	17,825	10,956	1	1	0	5,092	33,873
	Cass	50,360	10,172	7,286	0	2,381	0	284	5	0	141	0	70,629	34,720	45,134	3	1	7,129	0	86,983
	Mason	132,736	23,485	4,706	13,142	3,299	0	724	0	0	497	0	178,589	31,477	44,445	4	0	5,806	12,682	94,410
	Menard	37,133	7,418	792	4,412	455	0	165	0	0	108	0	50,483	31,591	51,089	3	1	0	11,689	94,369
	Pike	71,007	16,304	9,591	0	0	485	0	0	0	281	2	97,670	23,690	65,296	5	0	13,734	15,088	117,808
	Schuyler	26,987	6,314	3,832	0	0	0	168	0	0	91	521	37,913	25,500	29,351	2	0	5,613	10,038	70,502
8th.....	Circuit Total	645,471	135,226	45,785	17,554	21,740	485	2,956	25	74	2,049	880	872,245	218,929	478,837	33	4	85,282	60,391	843,439
9th.....	Fulton	147,453	29,354	27,210	11,817	4,495	0	903	0	0	386	335	221,953	32,500	94,834	8	1	28,794	20,339	176,467
	Hancock	73,145	4,593	8,885	3,946	947	0	347	90	0	62	0	92,015	30,867	52,882	4	0	9,950	12,728	106,427
	Henderson	22,141	6,012	3,072	1,035	2,217	0	117	40	0	0	0	34,634	24,000	56,148	2	2	6,012	10,759	96,919
	Knox	334,231	50,663	37,901	49,804	0	0	1,338	290	0	714	0	474,941	32,760	256,943	15	3	32,429	25,376	347,508
	McDonough	128,465	28,693	25,411	28,559	3,639	0	732	250	0	411	0	216,160	27,350	105,250	11	0	33,324	16,000	181,924
	Warren	93,689	12,503	20,225	3,999	1,880	0	400	65	0	282	0	133,043	26,625	80,350	6	1	12,059	34,350	153,384
9th.....	Circuit Total	799,124	131,818	122,704	99,160	13,178	0	3,837	735	0	1,855	335	1,172,746	174,102	646,407	46	7	122,568	119,552	1,062,629
10th.....	Marshall	31,876	9,446	8,657	9,368	2,045	0	52	10	0	26	1	61,481	24,040	45,181	2	3	6,655	3,780	79,656
	Peoria	1,620,922	180,293	52,125	169,529	27,704	153,734	711	1,073	0	1,964	0	2,208,055	47,478	1,042,925	58	0	304,235	150,200	1,544,838
	Putnam	15,890	3,351	219	3,265	738	0	61	0	0	44	0	23,568	22,495	15,466	1	1	4,369	6,309	48,639
	Stark	15,136	2,723	2,491	2,497	2,086	0	100	15	0	41	1	25,090	20,600	19,793	1	1	0	5,572	45,965
	Tazewell	429,543	63,398	46,693	34,885	20,598	0	0	0	0	0	0	595,117	35,993	403,388	27	4	43,244	20,402	503,027
10th.....	Circuit Total	2,113,367	259,211	110,185	219,544	53,171	153,734	924	1,098	0	2,075	2	2,913,311	150,606	1,526,753	89	9	358,503	186,263	2,222,125
11th.....	Ford	52,546	12,368	2,613	605	4,470	0	480	0	0	46	0	73,128	30,250	38,779	3	0	12,236	18,168	99,433
	Livingston	176,469	24,748	2,501	0	4,899	0	1,127	0	0	0	1,176	210,920	37,152	147,638	9	2	5,109	32,537	222,436
	Logan	121,476	25,855	21,901	31,385	2,762	0	777	0	0	139	0	204,295	30,210	184,537	9	3	45,433	49,878	310,058
	McLean	649,593	134,392	35,058	73,658	25,292	0	4,006	0	0	168	0	922,167	43,330	721,620	38	24	55,010	126,683	946,643
	Woodford	120,340	17,151	12,933	0	1,868	0	727	130	0	545	4,400	158,094	35,793	122,127	6	1	10,691	21,070	189,681
11th.....	Circuit Total	1,120,424	214,514	75,006	105,648	39,291	0	7,117	130	0	898	5,576	1,568,604	176,735	1,214,701	65	30	128,479	248,336	1,768,251

CIRCUIT CLERK
REVENUE AND EXPENDITURES BY COUNTY
DECEMBER 1, 1993 - NOVEMBER 30, 1994

		REVENUE OF CLERK'S OFFICE												CLERK'S OPERATING EXPENSES						
CIRCUIT	COUNTY	CLERK'S FEES	COURT AUTOMA-TION FEES	MAINT. AND CHILD SUP. FUND	COURT DOCUMENT STR. FUNDS	INT. PAID ON INVESTED FUNDS	IDPA IV-D PAYMENT	2% ADM. FEE SUR CHG	ADM. FEE CRIME LAB FUND	ADM. FEE CRIM. SEX ASSAULT	ADM. FEE TRAUMA FUND	OTHER	CLERK'S REVENUE TOTAL	CLERK'S SALARY	ALL OTHER OFFICE PERSONNEL	FULL TIME STAFF	PART TIME STAFF	AUTO-MATION EXPENSES	OTHER OFFICE EXPENSES	TOTAL CLERK OFFICE EXPENDITURE
12th.....	Will	3,118,412	360,562	104,201	360,515	38,776	0	10,226	995	0	585	0	3,994,272	60,218	1,970,847	105	3	660,291	286,965	2,978,321
12th.....	Circuit Total	3,118,412	360,562	104,201	360,515	38,776	0	10,226	995	0	585	0	3,994,272	60,218	1,970,847	105	3	660,291	286,965	2,978,321
13th.....	Bureau	135,280	32,091	17,153	0	1,257	0	776	190	0	472	0	187,219	35,400	149,188	9	2	27,057	18,444	230,089
	Grundy	152,181	43,148	18,107	21,690	4,465	0	1,277	10	0	666	0	241,544	38,896	91,255	5	2	38,856	41,059	210,066
	LaSalle	606,934	99,757	62,442	11,892	12,913	0	0	0	0	50,462	11,135	855,535	35,840	526,265	33	0	45,685	35,913	643,703
13th.....	Circuit Total	894,395	174,996	97,702	33,582	18,635	0	2,053	200	0	51,600	11,135	1,284,298	110,136	766,708	47	4	111,598	95,416	1,083,858
14th.....	Henry	240,461	61,142	43,243	54,611	14,419	0	895	1,215	20	341	6,307	422,654	35,534	226,341	16	3	95,685	140,949	498,509
	Mercer	49,557	9,155	14,562	9,265	2,267	0	0	0	0	0	0	84,806	32,924	45,053	3	1	6,528	5,581	90,086
	Rock Island	737,690	256,312	95,668	148,074	0	0	4,807	0	0	2,285	0	1,244,836	37,492	581,720	40	2	165,950	340,773	1,125,935
	Whiteside	275,695	60,826	20,421	0	248	0	1,489	570	30	612	0	359,891	38,000	189,333	11	1	85,062	14,536	326,931
14th.....	Circuit Total	1,303,403	387,435	173,894	211,950	16,934	0	7,191	1,785	50	3,238	6,307	2,112,187	143,950	1,042,447	70	7	353,225	501,839	2,041,461
15th.....	Carroll	81,662	13,802	8,444	0	1,677	0	302	0	0	159	993	107,039	23,400	39,243	3	0	71,246	10,590	144,479
	Jo Daviess	103,643	15,009	9,705	0	3,742	0	627	155	0	415	0	133,296	25,000	78,823	5	0	12,006	9,176	125,005
	Lee	180,127	42,287	19,968	39,822	930	0	1,205	0	0	695	0	285,034	40,500	176,983	11	2	27,153	51,054	295,690
	Ogle	177,428	32,876	19,251	22,617	6,348	0	1,302	0	0	875	0	260,697	39,500	214,303	11	2	27,397	57,894	339,094
	Stephenson	227,405	40,198	18,724	0	10,318	0	1,182	228	0	705	0	298,760	33,565	133,464	9	1	19,451	15,972	202,452
15th.....	Circuit Total	770,265	144,172	76,092	62,439	23,015	0	4,618	383	0	2,849	993	1,084,826	161,965	642,816	39	5	157,253	144,686	1,106,720
16th.....	DeKalb	180,280	80,806	11,916	80,947	18,028	0	376	135	0	0	335,740	708,228	44,100	294,448	15	6	84,004	35,879	458,431
	Kane	2,096,336	365,475	121,888	336,498	97,026	0	1,082	440	0	0	1,372,451	4,391,196	52,000	2,033,564	101	1	253,644	423,668	2,762,876
	Kendall	87,577	31,302	9,655	29,598	5,530	0	86	25	0	0	0	163,773	43,000	146,476	7	2	15,560	17,248	222,284
16th.....	Circuit Total	2,364,193	477,583	143,459	447,043	120,584	0	1,544	600	0	0	1,708,191	5,263,197	139,100	2,474,488	123	9	353,208	476,795	3,443,591
17th.....	Boone	180,583	35,267	8,949	4,040	5,705	0	1,429	0	0	719	0	236,692	30,345	174,220	9	2	0	23,682	228,247
	Winnebago	2,519,153	234,098	39,449	232,021	52,912	0	4,976	990	0	0	2,449	3,086,048	50,981	1,458,039	64	7	122,944	152,180	1,784,144
17th.....	Circuit Total	2,699,736	269,365	48,398	236,061	58,617	0	6,405	990	0	719	2,449	3,322,740	81,326	1,632,259	73	9	122,944	175,862	2,012,391
18th.....	DuPage	7,642,469	977,969	282,318	375,143	448,772	0	30,843	2,623	180	1,197	0	9,761,514	74,578	4,295,458	179	11	872,989	782,464	6,025,489
18th.....	Circuit Total	7,642,469	977,969	282,318	375,143	448,772	0	30,843	2,623	180	1,197	0	9,761,514	74,578	4,295,458	179	11	872,989	782,464	6,025,489
19th.....	Lake	4,400,474	562,716	62,584	561,751	85,754	0	12,428	1,744	0	974	0	5,688,425	71,663	2,564,181	100	9	588,661	58,467	3,282,972
	McHenry	1,810,353	255,252	25,705	254,867	34,782	0	3,138	1,410	10	3,795	37	2,389,349	54,000	1,011,928	57	9	139,994	86,602	1,292,524
19th.....	Circuit Total	6,210,827	817,968	88,289	816,618	120,536	0	15,566	3,154	10	4,769	37	8,077,774	125,663	3,576,109	157	18	728,655	145,069	4,575,496
20th.....	Monroe	64,551	8,732	7,476	0	1,073	0	418	50	0	0	0	82,300	37,412	85,207	4	1	6,904	12,411	141,934
	Perry	71,063	8,608	11,771	8,591	0	0	401	0	0	1,389	0	101,823	31,049	68,325	4	1	0	18,468	117,842
	Randolph	118,657	13,544	2,664	0	2,481	0	484	0	0	311	103,642	241,783	31,250	100,560	7	0	34,989	27,000	193,799
	St. Clair	3,427,960	227,635	60,849	224,395	47,629	329,432	6,098	714	0	4,719	0	4,329,431	56,092	1,196,926	69	1	331,215	66,903	1,651,136
	Washington	55,794	4,407	7,435	0	2,257	0	309	0	0	0	0	70,202	27,580	35,775	2	0	651	4,215	68,221
20th.....	Circuit Total	3,738,025	262,926	90,195	232,986	53,440	329,432	7,710	764	0	6,419	103,642	4,825,539	183,383	1,486,793	86	3	373,759	128,997	2,172,932
21st.....	Iroquois	138,806	21,497	1,638,882	0	4,281	0	2,007	6	0	0	14,162	1,819,641	35,050	113,276	6	2	25,492	13,017	186,835
	Kankakee	455,894	98,100	46,437	93,849	18,955	0	0	0	0	0	0	713,235	34,800	410,997	26	7	16,774	59,554	522,125
21st.....	Circuit Total	594,700	119,597	1,685,319	93,849	23,236	0	2,007	6	0	0	14,162	2,532,876	69,850	524,273	32	9	42,266	72,571	708,960
	Downstate Total	43,406,757	6,032,324	5,195,551	4,335,676	1,436,933	694,795	136,801	18,171	827	87,569	1,892,411	63,237,815	3,353,331	29,747,672	1,591	202	5,704,087	4,728,594	43,533,684
Cook	Cook County	68,392,509	4,831,397	721,462	4,699,410	2,132,983	7,812,173	0	4,969	0	0	0	88,594,903	75,000	47,326,323	2,205	30	4,676,251	16,871,624	68,949,198
	State Total	111,799,266	10,863,721	5,917,013	9,035,086	3,569,916	8,506,968	136,801	23,140	827	87,569	1,892,411	151,832,718	3,428,331	77,073,995	3,796	232	10,380,338	21,600,218	112,482,882

CIRCUIT CLERK
REVENUE DISTRIBUTION BY COUNTY
DECEMBER 1, 1993 - NOVEMBER 30, 1994

			FINES, PENALTIES, ASSESSMENTS, AND FORFEITURES														
CIRCUIT	COUNTY	MAINTEN-ANCE AND CHILD SUPPORT	MUNICIPALS (ALL EXCEPT COUNTY)	MUNICIPALS CIRCUIT	TOWNSHIPS	COUNTY CRIMINAL	COUNTY TRAFFIC	DRUG FINES CTY CORP. PERCENT	SUBTOTAL LOCAL DISBURSMTS.	STATE CONSERVA-TION FUNDS	STATE POLICE (OVERWGTS.)	ST. TOLL HIGHWAY AUTHOR.	YOUTH DRUG ABUSE FUND	DRUG TRAFF. PREVENTION FUND	VIOLENT CRIMES ASST. FUND	TRF. & CRM. CONVICT. SURCHARGE	DRIVER EDUCATION FUND
1st.....	Alexander	447,653	74,971	0	0	28,690	87,968	110	191,739	1,519	8,569	0	0	0	3,089	32,894	28,629
	Jackson	2,507,879	497,089	0	0	133,760	142,451	8,510	781,810	9,559	51,849	0	2,304	14,026	69,311	68,205	48,366
	Johnson	389,275	17,185	0	0	51,646	156,350	1,000	226,181	6,963	8,528	0	250	0	12,121	28,472	15,758
	Massac	969,660	81,824	4,278	0	35,251	82,946	2,223	206,522	1,997	526	0	1,167	0	14,147	21,363	18,856
	Pope	230,364	4,162	0	634	26,342	23,593	1,900	56,631	8,949	0	0	942	0	3,592	5,866	1,776
	Pulaski	362,589	6,011	0	0	15,856	252,449	0	274,316	3,574	0	0	243	0	4,813	45,896	44,719
	Saline	1,366,648	147,504	0	0	43,133	158,911	0	349,548	2,682	522	0	326	2,285	31,693	39,280	28,788
	Union	752,480	50,027	0	0	64,035	96,597	735	211,394	4,401	5,286	0	260	0	14,835	22,232	12,925
	Williamson	2,496,657	133,801	300	0	115,134	174,951	15,803	439,989	4,624	393,622	0	4,149	9,056	16,020	96,475	23,146
1st.....	Circuit Total	19,046,410	1,012,574	4,578	634	513,847	1,176,216	30,281	2,738,130	44,268	468,902	0	9,641	25,367	169,621	360,683	222,963
2nd.....	Crawford	1,214,446	68,120	0	0	24,644	40,123	0	132,887	495	0	0	0	0	7,456	16,823	14,173
	Edwards	450,853	5,535	0	0	6,576	35,097	0	47,208	246	2,170	0	0	1,155	3,204	7,430	6,732
	Franklin	2,359,329	59,372	4,386	3,239	93,078	97,434	6,756	264,265	7,501	9,831	0	1,788	694	17,799	26,220	10,611
	Gallatin	239,046	5,789	0	0	21,369	54,339	4,870	86,367	1,345	1,500	0	53	159	4,397	7,381	4,066
	Hamilton	407,523	2,944	0	0	16,212	18,459	131	37,746	344	135	0	38	0	1,773	3,707	1,428
	Hardin	226,299	9,793	1,645	0	12,457	11,987	0	35,882	214	8,205	0	25	0	3,476	5,097	1,822
	Jefferson	2,519,717	50,157	11,593	25	21,309	98,320	1,153	182,557	5,305	11,390	0	518	0	17,307	27,949	22,088
	Lawrence	821,158	15,871	0	41	14,496	49,211	0	79,619	2,113	14,662	0	575	0	8,465	12,864	6,751
	Richland	780,267	49,911	75	0	19,492	42,144	1,750	113,372	3,304	0	0	688	1,225	14,423	19,895	9,504
	Wabash	970,435	35,681	44	0	36,861	61,198	0	133,784	2,302	2,686	0	48	289	11,659	14,553	9,574
	Wayne	1,124,945	16,803	28	0	8,669	105,529	94	131,123	1,043	3,290	0	51	94	6,088	14,018	9,752
	White	761,931	48,365	105	0	40,816	131,378	1,393	222,057	920	3,321	0	520	9	16,450	34,094	21,288
2nd.....	Circuit Total	23,751,898	368,341	17,876	3,305	315,979	745,219	16,147	1,466,867	25,132	57,190	0	4,304	3,625	112,497	190,031	117,789
3rd.....	Bond	759,553	13,787	0	0	33,851	87,085	0	134,723	1,725	736	0	81	623	12,795	15,817	11,107
	Madison	13,904,318	1,054,721	0	21,522	33,150	460,340	0	1,569,733	4,236	227,236	0	0	0	26,992	70,428	3,599
3rd.....	Circuit Total	29,327,742	1,068,508	0	21,522	67,001	547,425	0	1,704,456	5,961	227,972	0	81	623	39,787	86,245	14,706
4th.....	Christian	2,281,299	140,204	0	2,184	47,552	155,613	0	345,553	3,413	16,150	0	0	400	32,020	41,922	36,188
	Clay	748,073	61,519	257	262	30,688	47,891	5,602	146,219	42	7,853	14,050	1,066	0	15,922	14,050	11,142
	Clinton	1,153,329	106,634	1,335	0	79,342	95,415	0	282,726	7,128	2,485	0	644	319	21,622	30,790	10,778
	Effingham	2,064,733	147,267	0	1,624	86,009	253,504	477	488,881	1,068	3,712	0	119	357	39,555	45,618	42,909
	Fayette	1,209,715	41,750	0	1,221	44,780	151,740	0	239,491	2,425	172,693	0	10,294	5,553	11,244	47,410	22,401
	Jasper	486,818	29,230	0	244	40,949	63,263	0	133,686	3,028	5,670	0	1,005	75	13,669	12,807	5,949
	Marion	3,181,187	232,469	9,869	0	67,682	195,394	15,322	520,736	1,762	6,010	0	4,244	3,425	54,217	58,381	49,368
	Montgomery	1,736,540	160,966	0	5,544	79,080	208,502	1,974	456,066	2,811	152,630	0	456	2,803	31,823	67,006	39,707
	Shelby	1,255,724	52,244	0	0	71,302	72,778	7,458	203,782	13,866	0	0	1,178	189	20,312	23,733	13,308
4th.....	Circuit Total	28,234,836	972,283	11,461	11,079	547,384	1,244,100	30,833	2,817,140	35,543	367,203	14,050	19,006	13,121	240,384	341,717	231,750
5th.....	Clark	1,089,441	51,837	2,875	0	26,708	57,757	2,103	141,280	990	218,146	0	505	19	12,901	45,197	15,848
	Coles	3,765,048	251,653	0	0	119,289	115,913	0	486,855	2,262	8,925	0	1,007	0	31,280	48,185	34,941
	Cumberland	734,158	28,463	0	0	8,763	15,552	0	52,778	682	62,140	0	50	0	7,783	17,714	17,655
	Edgar	1,240,819	48,402	0	4,083	38,361	55,436	10,595	156,877	339	19,528	0	1,514	0	15,739	22,231	12,786
	Vermilion	6,652,968	393,989	0	17,105	63,571	262,210	0	736,875	4,613	38,601	0	0	33,106	82,420	116,427	52,085
5th.....	Circuit Total	26,964,868	774,344	2,875	21,188	256,692	506,868	12,698	1,574,665	8,886	347,340	0	3,076	33,125	150,123	249,754	133,315

CIRCUIT CLERK
REVENUE DISTRIBUTION BY COUNTY
DECEMBER 1, 1993 - NOVEMBER 30, 1994

		MAINTEN-ANCE AND CHILD	FINES, PENALTIES, ASSESSMENTS, AND FORFEITURES														
CIRCUIT	COUNTY	SUPPORT	MUNICIPALS (ALL EXCEPT COUNTY)	MUNICIPALS CIRCUIT	TOWNSHIPS	COUNTY CRIMINAL	COUNTY TRAFFIC	DRUG FINES CTY CORP. PERCENT	SUBTOTAL LOCAL DISBURSMTS.	STATE CONSERVA-TION FUNDS	STATE POLICE (OVERWGTS.)	ST. TOLL HIGHWAY AUTHOR.	YOUTH DRUG ABUSE FUND	DRUG TRAFF. PREVENTION FUND	VIOLENT CRIMES ASST. FUND	TRF. & CRM. CONVICT. SURCHARGE	DRIVER EDUCATION FUND
6th.....	Champaign	7,447,155	474,753	0	22,031	60,657	108,418	17,267	683,126	988	0	0	2,547	0	68,451	95,494	72,234
	DeWitt	1,552,284	30,024	0	0	55,001	20,608	708	106,341	6,381	29,182	0	100	0	12,499	17,053	7,495
	Douglas	1,347,178	121,395	2,129	0	19,872	124,240	890	268,526	897	3,815	0	488	1,008	19,542	21,115	24,770
	Macon	12,228,718	630,820	0	4,426	254,625	277,861	0	1,167,732	2,499	20,247	0	6,342	0	87,798	142,528	78,682
	Moultrie	984,235	8,614	526	0	19,671	68,082	3,560	100,453	3,366	22,969	0	437	0	6,186	12,518	13,903
	Piatt	1,360,993	21,472	540	0	16,105	95,610	0	133,727	321	520	0	0	0	8,828	11,872	10,887
6th.....	Circuit Total	49,841,126	1,287,078	3,195	26,457	425,931	694,819	22,425	2,459,905	14,452	76,733	0	9,914	1,008	203,304	300,580	207,971
7th.....	Greene	626,192	39,462	0	0	4,097	11,890	0	55,449	2,410	0	0	83	582	4,373	5,297	3,530
	Jersey	1,127,320	68,082	1,278	0	53,703	79,237	3,196	205,496	5,296	7,457	0	639	0	21,128	27,524	8,537
	Macoupin	2,285,428	175,637	0	0	55,831	105,471	0	336,939	1,779	7,745	0	0	0	36,274	44,540	36,917
	Morgan	2,401,618	97,085	851	0	75,036	56,477	3,426	232,875	3,113	11,267	0	843	0	13,895	12,218	2,291
	Sangamon	13,626,422	524,461	2,517	0	349,244	0	6,238	882,460	2,506	258,849	0	2,687	0	81,982	172,784	142,715
	Scott	293,385	2,534	0	0	7,375	24,137	0	34,046	588	3,922	0	0	0	3,882	4,055	2,396
7th.....	Circuit Total	40,720,730	907,261	4,646	0	545,286	277,212	12,860	1,747,265	15,692	289,240	0	4,252	582	161,534	266,418	196,386
8th.....	Adams	4,179,434	325,239	735	0	98,979	127,368	7,581	559,902	9,834	14,435	0	2,009	4,768	43,677	64,891	44,589
	Brown	407,009	12,535	6	0	9,030	34,995	196	56,762	2,370	975	0	340	54	4,313	6,354	5,137
	Calhoun	73,658	12,052	0	0	22,011	41,256	0	75,319	4,652	590	0	0	0	7,453	7,883	5,808
	Cass	877,911	41,163	54	0	26,214	40,747	11	108,189	3,750	4,025	0	9	0	13,820	13,932	6,500
	Mason	795,086	104,717	1,113	0	58,403	122,801	86	287,120	3,738	10,030	0	512	0	15,530	35,452	28,837
	Menard	651,898	23,454	0	0	14,705	38,918	0	77,077	1,890	0	0	139	888	5,726	8,097	4,378
	Pike	923,741	33,605	164	1,742	43,508	108,827	6,868	194,714	4,000	2,664	0	1,317	0	16,412	23,772	11,632
	Schuyler	437,609	13,205	9	356	11,670	38,539	178	63,957	5,777	6,205	0	149	440	5,469	8,276	2,756
8th.....	Circuit Total	16,692,692	565,970	2,081	2,098	284,520	553,451	14,920	1,423,040	36,011	38,924	0	4,475	6,150	112,400	168,657	109,637
9th.....	Fulton	2,911,246	118,503	50	0	74,049	115,903	3,543	312,048	9,711	16,833	0	655	0	36,238	44,254	19,767
	Hancock	1,177,594	34,435	193	0	51,740	41,631	1,443	129,442	2,646	5,401	0	479	0	13,655	17,357	8,428
	Henderson	388,994	5,933	0	0	19,359	71,006	0	96,298	3,614	9,785	0	0	0	2,631	3,618	32
	Knox	5,310,338	237,656	158	0	88,417	121,405	1,693	449,329	181	518	0	0	291	47,355	68,004	41,818
	McDonough	1,782,193	121,312	0	0	59,937	123,172	5,459	309,880	1,915	11,147	0	1,476	0	30,547	35,886	12,446
	Warren	1,606,470	59,986	3,250	1,536	41,723	100,899	4,776	212,170	661	120	0	1,457	164	19,699	21,618	12,182
9th.....	Circuit Total	26,353,670	577,825	3,651	1,536	335,225	574,016	16,914	1,509,167	18,728	43,804	0	4,067	455	150,125	190,737	94,673
10th.....	Marshall	852,849	27,140	0	0	7,011	37,838	0	71,989	405	1,851	0	0	0	3,081	3,244	2,043
	Peoria	14,682,356	661,580	0	36,190	311,617	48,691	0	1,058,078	7,724	125,699	36,673	4,070	0	72,562	149,522	76,372
	Putnam	356,154	4,362	0	0	2,593	19,144	0	26,099	336	0	0	0	0	2,116	3,012	1,290
	Stark	364,371	8,016	0	0	24,265	9,511	0	41,792	942	4,125	0	0	0	4,116	4,921	2,218
	Tazewell	10,691,439	535,665	12,501	0	197,331	506,800	11,945	1,264,242	5,809	24,910	0	5,754	2,145	74,893	162,623	77,092
10th.....	Circuit Total	53,894,338	1,236,763	12,501	36,190	542,817	621,984	11,945	2,462,200	15,216	156,585	36,673	9,824	2,145	156,768	323,322	159,015
11th.....	Ford	520,473	61,060	0	1,679	23,677	78,831	0	165,247	403	799	0	0	0	13,062	23,478	18,726
	Livingston	2,621,891	135,083	0	6,292	73,395	221,496	0	436,266	3,805	11,545	0	371	1,462	21,943	55,208	38,025
	Logan	2,255,813	163,901	784	969	35,559	63,679	11,735	276,627	1,108	128,132	0	1,610	0	24,047	38,083	19,905
	McLean	6,549,903	735,410	7,309	10,286	368,442	322,043	44,058	1,487,548	2,451	166,642	0	16,987	0	115,060	196,271	128,051
	Woodford	1,640,846	125,850	0	0	32,839	199,536	2,295	360,520	570	4,249	0	478	0	21,776	35,626	19,727
11th.....	Circuit Total	27,177,852	1,221,304	8,093	19,226	533,912	885,585	58,088	2,726,208	8,337	311,367	0	19,446	1,462	195,888	348,666	224,434

CIRCUIT CLERK
REVENUE DISTRIBUTION BY COUNTY
DECEMBER 1, 1993 - NOVEMBER 30, 1994

			FINES, PENALTIES, ASSESSMENTS, AND FORFEITURES														
CIRCUIT	COUNTY	MAINTENANCE AND CHILD SUPPORT	MUNICIPALS (ALL EXCEPT COUNTY)	MUNICIPALS CIRCUIT	TOWNSHIPS	COUNTY CRIMINAL	COUNTY TRAFFIC	DRUG FINES CTY CORP. PERCENT	SUBTOTAL LOCAL DISBURSMTS.	STATE CONSERVATION FUNDS	STATE POLICE (OVERWGTS.)	ST. TOLL HIGHWAY AUTHOR.	YOUTH DRUG ABUSE FUND	DRUG TRAFF. PREVENTION FUND	VIOLENT CRIMES ASST. FUND	TRF. & CRM. CONVICT. SURCHARGE	DRIVER EDUCATION FUND
12th.....	Will	28,041,015	2,043,925	5,567	95,102	76,480	533,207	20,627	2,774,908	8,488	901,610	0	12,447	0	158,277	575,855	121,116
12th.....	Circuit Total	28,041,015	2,043,925	5,567	95,102	76,480	533,207	20,627	2,774,908	8,488	901,610	0	12,447	0	158,277	575,855	121,116
13th.....	Bureau	2,399,623	111,589	4,154	2,916	48,006	129,782	130,391	426,838	1,640	24,028	0	29,222	90	22,846	38,001	16,319
	Grundy	2,786,232	107,744	0	0	51,770	291,293	8,010	458,817	4,078	0	0	2,772	0	28,576	62,569	31,781
	LaSalle	7,073,452	307,465	11,731	1,351	188,759	274,227	102,947	886,480	16,194	58,336	0	31,617	0	35,103	91,522	72,359
13th.....	Circuit Total	12,259,307	526,798	15,885	4,267	288,535	695,302	241,348	1,772,135	21,912	82,364	0	63,611	90	86,525	192,092	120,459
14th.....	Henry	3,484,046	332,677	37,922	12,955	337,501	400,273	24,243	1,145,571	6,952	40,041	0	15,515	0	25,117	43,877	13,498
	Mercer	1,266,881	35,765	0	0	15,597	54,064	0	105,426	1,051	0	0	96	0	6,320	8,898	2,803
	Rock Island	15,167,618	1,129,544	7,853	0	264,592	375,464	17,616	1,795,069	4,807	498,215	0	4,829	0	20,906	235,533	101,606
	Whiteside	4,987,744	321,721	30,974	2,055	133,503	285,209	42,309	815,771	10,454	41,001	0	10,600	573	22,581	75,748	41,047
14th.....	Circuit Total	24,906,289	1,819,707	76,749	15,010	751,193	1,115,010	84,168	3,861,837	23,264	579,257	0	31,040	573	74,924	364,056	158,954
15th.....	Carroll	953,684	67,598	538	165	22,999	53,522	6,233	151,055	6,794	11,505	0	0	0	15,459	15,078	13,109
	Jo Daviess	909,697	113,261	375	2,368	50,193	80,967	375	247,539	6,498	58,213	0	1,924	674	19,242	30,723	12,890
	Lee	2,579,032	183,901	1,448	9,973	87,524	208,135	5,300	496,281	2,207	42,820	0	871	319	43,870	59,028	29,101
	Ogle	2,442,015	246,226	2,003	0	68,786	248,601	771	566,387	4,514	18,477	0	1,493	694	35,866	63,832	25,389
	Stephenson	3,548,142	182,860	6,785	24,055	115,315	270,273	9,047	608,335	3,400	1,855	0	2,262	0	37,134	57,934	29,841
15th.....	Circuit Total	10,432,570	793,846	11,149	36,561	344,817	861,498	21,726	2,069,597	23,413	132,870	0	6,550	1,687	151,571	226,595	110,330
16th.....	DeKalb	3,241,724	352,557	2,793	10,754	55,505	109,885	3,946	535,440	4,608	316	0	1,021	0	9,723	18,406	168
	Kane	22,523,210	1,453,442	16,036	25,609	107,508	291,648	14,001	1,908,244	3,009	30,044	0	4,379	2,775	22,168	53,017	3,755
	Kendall	2,243,262	78,705	25,895	10,268	19,831	66,795	127,076	328,570	1,316	4,050	0	7,501	55,216	3,232	3,602	252
16th.....	Circuit Total	28,008,196	1,884,704	44,724	46,631	182,844	468,328	145,023	2,772,254	8,933	34,410	0	12,901	57,991	35,123	75,025	4,175
17th.....	Boone	1,688,949	164,321	0	2,694	43,288	246,429	0	456,732	2,108	934	0	649	0	32,414	66,656	36,695
	Winnebago	10,531,695	1,600,005	33,585	8,126	394,339	868,677	2,740	2,907,472	6,300	34,484	0	6,249	0	77,925	266,252	234,655
17th.....	Circuit Total	12,220,644	1,764,326	33,585	10,820	437,627	1,115,106	2,740	3,364,204	8,408	35,418	0	6,898	0	110,339	332,908	271,350
18th.....	DuPage	43,733,591	7,490,521	65,663	6,385	1,674,207	0	26,326	9,263,102	1,308	59,459	11,935	0	0	638,312	1,398,176	674,866
18th.....	Circuit Total	43,733,591	7,490,521	65,663	6,385	1,674,207	0	26,326	9,263,102	1,308	59,459	11,935	0	0	638,312	1,398,176	674,866
19th.....	Lake	19,572,722	5,571,188	64,385	11,703	256,705	241,794	33,644	6,179,419	27,047	187,944	24,397	14,058	98,029	418,869	608,957	194,760
	McHenry	5,521,762	2,537,436	27,392	96,665	338,617	469,251	54,531	3,523,892	10,503	73,777	0	11,332	469	56,931	153,748	96,377
19th.....	Circuit Total	25,094,484	8,108,624	91,777	108,368	595,322	711,045	88,175	9,703,311	37,550	261,721	24,397	25,390	98,498	475,800	762,705	291,137
20th.....	Monroe	1,242,964	86,834	0	4,059	20,853	54,962	0	166,708	419	0	0	320	2,243	11,143	20,467	18,954
	Perry	1,561,447	33,664	1,983	0	36,663	74,655	3,925	150,890	2,135	8,260	0	63	0	10,674	17,896	11,616
	Randolph	2,480,554	101,474	563	0	47,332	76,591	7,303	233,263	4,494	19,379	0	1,317	0	20,641	23,707	9,219
	St. Clair	9,342,730	1,503,351	21,293	0	93,427	1,327,544	15,671	2,961,286	6,811	486,727	0	3,812	2,962	138,525	325,487	113,909
	Washington	781,528	29,289	0	0	18,750	116,612	0	164,651	455	5,010	0	88	132	9,559	19,072	11,472
20th.....	Circuit Total	15,409,223	1,754,612	23,839	4,059	217,025	1,650,364	26,899	3,676,798	14,314	519,376	0	5,600	5,337	190,542	406,629	165,170
21st.....	Iroquois	1,638,882	54,134	415	0	77,040	255,980	3,442	391,011	2,511	50,157	0	1,196	1,497	14,916	48,006	44,777
	Kankakee	6,341,051	319,452	2,505	0	124,767	197,343	0	644,067	13,245	11,900	0	2,468	0	53,090	78,806	64,398
21st.....	Circuit Total	7,979,933	373,586	2,920	0	201,807	453,323	3,442	1,035,078	15,756	62,057	0	3,664	1,497	68,006	126,812	109,175
	Downstate Total	379,088,333	36,552,900	442,815	470,438	9,138,451	15,430,078	887,585	62,922,267	391,572	5,053,802	87,055	256,187	253,336	3,681,850	7,287,663	3,739,371
Cook	Cook County	102,962,742	20,189,921	60,538	7,098	1,200,277	0	22,726	21,480,560	7,406	6,739,468	652,151	11,894	0	11,779	0	0
	State Total	482,051,075	56,742,821	503,353	477,536	10,338,728	15,430,078	910,311	84,402,827	398,978	11,793,270	739,206	268,081	253,336	3,693,629	7,287,663	3,739,371

CIRCUIT CLERK
REVENUE DISTRIBUTION BY COUNTY
DECEMBER 1, 1993 - NOVEMBER 30, 1994

		FINES, PENALTIES, ASSESSMENTS, AND FORFEITURES											FEES OF OTHERS							
CIRCUIT	COUNTY	PROFESS. REG. EVID FUND	NAR. PROF FORFEIT. FUND	STEROID EDUCA. FUND	STATE CRIME LAB FND.	DO. VIOL. SHEL. & SER. FUND	DRUG TREAT. FUND	CHILD SEX ABS. FUND	SEXUAL ASSAULT SER. FD.	OTHER STATE FINES ETC.	TOTAL STATE EXPENDITRS.	TOTAL STATE AND LOCAL DISBURSMENTS	STATE'S ATTORNEY	SHERIFF SERV. OF PROCESS	SHERIFF COURT SERVICES	SHERIFF DRUG FINES	COUNTY LAW LIBRARY	MARRIAGE FUND OF CIR. CRT.	COUNTY FND. TO FIN. CRT. SYSTM	COURT APPOINTED COUNSEL
1st.....	Alexander	0	0	0	0	0	0	0	0	0	74,700	266,439	8,795	0	10,122	0	1,431	0	23,939	0
	Jackson	0	0	0	181	6,237	26,251	0	0	16,043	312,332	1,094,142	37,841	15,988	110,135	0	4,750	4,200	97,251	9,994
	Johnson	0	0	0	585	0	500	0	0	3,103	76,280	302,461	5,912	5,934	10,798	750	664	110	26,608	26,613
	Massac	0	0	0	335	18	0	0	0	12,654	71,063	277,585	9,571	4,595	12,942	1,111	2,745	350	23,707	560
	Pope	0	0	0	0	0	300	0	0	566	21,991	78,622	1,150	1,920	0	2,534	208	0	5,037	0
	Pulaski	0	0	0	322	525	3,520	0	0	0	103,612	377,928	13,549	2,648	8,876	0	737	0	33,585	0
	Saline	0	0	0	0	1,804	0	0	0	1,986	109,366	458,914	12,038	7,975	35,220	2,611	4,478	360	34,290	0
	Union	0	0	0	0	400	3,522	0	0	249	64,110	275,504	14,544	7,150	23,861	100	5,298	139	36,953	20,788
	Williamson	0	0	0	1,330	300	17,390	0	100	4,650	570,862	1,010,851	76,498	5,416	87,409	5,785	9,148	300	76,762	14,253
1st.....	Circuit Total	0	0	0	2,753	9,284	51,483	0	100	39,251	1,404,316	4,142,446	179,898	51,626	299,363	12,891	29,459	5,459	358,132	72,208
2nd.....	Crawford	0	0	0	470	0	0	0	0	2,058	41,475	174,362	7,779	3,232	20,203	0	3,796	90	9,005	592
	Edwards	0	0	0	0	0	0	0	0	265	21,202	68,410	4,435	363	5,251	0	1,338	0	6,699	0
	Franklin	0	0	0	960	350	4,839	0	180	2,003	82,776	347,041	39,823	10,755	41,118	723	8,935	900	17,859	1,788
	Gallatin	0	0	0	0	0	0	0	0	0	18,901	105,268	8,186	2,779	4,741	0	358	0	5,151	218
	Hamilton	0	0	0	180	5	0	0	0	0	7,610	45,356	6,739	0	3,422	66	1,596	0	3,753	0
	Hardin	0	0	0	180	0	1,065	0	0	0	20,084	55,966	6,322	3,284	5,115	440	864	20	3,769	679
	Jefferson	0	0	0	50	815	2,450	0	0	2,715	90,587	273,144	31,548	6,135	42,277	822	9,876	0	17,560	3,736
	Lawrence	0	0	0	0	220	1,400	0	0	1,400	48,450	128,069	5,731	3,298	0	0	2,548	0	5,930	0
	Richland	0	0	0	470	0	0	0	0	0	49,509	162,881	14,305	6,016	15,038	6,282	3,563	0	15,981	2,529
	Wabash	0	0	0	640	0	3,300	0	0	1,925	46,976	180,760	24,290	2,146	16,075	4	2,178	0	18,473	0
	Wayne	0	0	0	495	372	1,991	0	0	0	37,194	168,317	16,099	6,659	16,860	28	3,048	90	17,051	0
	White	0	0	0	1,425	500	8,043	0	0	1,216	87,786	309,843	34,306	3,552	24,066	150	1,996	0	18,370	0
2nd.....	Circuit Total	0	0	0	4,870	2,262	23,088	0	180	11,582	552,550	2,019,417	199,563	48,219	194,166	8,515	40,096	1,100	139,601	9,542
3rd.....	Bond	0	0	0	175	25	701	0	0	6,765	50,550	185,273	9,855	3,271	6,920	0	3,780	150	18,347	0
	Madison	0	0	0	2,215	17,226	0	0	700	451,417	804,049	2,373,782	663,332	0	188,238	0	30,538	0	147,728	0
3rd.....	Circuit Total	0	0	0	2,390	17,251	701	0	700	458,182	854,599	2,559,055	673,187	3,271	195,158	0	34,318	150	166,075	0
4th.....	Christian	0	0	0	0	0	0	0	0	0	130,093	475,646	18,506	26,852	33,095	0	10,866	590	51,999	398
	Clay	0	0	0	609	0	4,482	0	0	3,489	72,705	218,924	7,585	6,472	11,210	1,150	3,139	200	13,312	1,176
	Clinton	0	0	0	881	195	4,805	0	0	10,530	90,177	372,903	19,098	6,818	24,295	0	5,288	590	31,005	2,028
	Effingham	0	0	0	1,894	100	15,219	0	0	39,458	190,009	678,890	21,146	30,705	28,787	0	5,613	540	28,809	3,221
	Fayette	0	0	0	1,085	0	4,247	0	0	15,779	293,131	532,622	29,003	4,765	20,242	0	0	470	32,979	0
	Jasper	0	0	0	600	0	3,738	0	0	3,677	50,218	183,904	6,546	3,457	8,315	250	1,200	0	13,193	0
	Marion	0	0	0	1,870	298	27,678	0	0	25,208	232,461	753,197	31,328	12,381	45,227	1,621	7,941	830	34,277	1,069
	Montgomery	0	0	0	2,050	300	11,901	0	0	0	311,487	767,553	41,449	7,967	34,499	0	4,589	790	46,175	1,719
	Shelby	0	0	0	1,059	1,284	7,481	0	0	7,023	89,433	293,215	13,190	3,688	17,071	5,701	340	24,428	879	0
4th.....	Circuit Total	0	0	0	10,048	2,177	79,551	0	0	105,164	1,459,714	4,276,854	187,851	103,105	222,741	8,722	38,976	28,438	252,628	9,611
5th.....	Clark	0	0	0	90	100	0	0	0	2,640	296,436	437,716	33,843	3,832	0	2,889	4,443	0	15,340	3,675
	Coles	0	0	0	3,245	430	24,253	0	900	22,022	177,450	664,305	28,192	9,752	31,625	0	9,501	770	24,893	13,063
	Cumberland	0	0	0	0	100	500	0	0	0	106,624	159,402	6,493	1,537	0	0	0	0	11,040	1,290
	Edgar	0	0	0	500	472	730	0	0	0	73,839	230,716	12,731	6,272	0	0	5,034	25	9,097	8,008
	Vermilion	0	0	0	50	0	0	0	0	7,828	335,130	1,072,005	13,201	106	132,114	0	24,154	2,621	89,758	4,814
5th.....	Circuit Total	0	0	0	3,885	1,102	25,483	0	900	32,490	989,479	2,564,144	94,460	21,499	163,739	2,889	43,132	3,416	150,128	30,850

CIRCUIT CLERK
REVENUE DISTRIBUTION BY COUNTY
DECEMBER 1, 1993 - NOVEMBER 30, 1994

		FINES, PENALTIES, ASSESSMENTS, AND FORFEITURES											FEES OF OTHERS							
CIRCUIT	COUNTY	PROFESS. REG. EVID FUND	NAR. PROF FORFEIT. FUND	STEROID EDUCA. FUND	STATE CRIME LAB FUN	DO. VIOL SHELTER & SER. FUND	DRUG TREAT. FUND	CHILD SEX ABS. FUND	SEXUAL ASSLT. & SER. FUN	OTHER STATE FINES ETC.	TOTAL STATE EXPENDITRS.	TOTAL STATE AND LOCAL DISBURSEMENT	STATE'S ATTORNEY	SHERIFF SERV. OF PROCESS	SHERIFF COURT SERVICES	SHERIFF DRUG FINES	COUNTY LAW LIBRARY	MARRIAGE FUND OF CIR. CRT.	COUNTY FND. TO FIN. CRT. SYSTM	COURT APPOINTED COUNSEL
6th.....	Champaign	0	0	0	2,807	4,891	20,180	0	0	52,856	320,448	1,003,574	58,780	47,190	133,130	0	42,642	0	70,757	75,708
	DeWitt	0	0	0	155	61	1,405	0	200	4,498	79,029	185,370	4,761	11,294	12,893	0	1,653	0	17,271	21,096
	Douglas	0	0	0	1,163	208	6,434	0	100	8,794	88,334	356,860	8,635	7,549	10,729	2,129	2,908	0	26,350	2,041
	Macon	0	592	0	0	157	39,418	0	0	0	378,263	1,545,995	97,710	0	118,412	0	20,183	2,830	78,833	73,040
	Moultrie	0	0	0	1,106	10	7,192	0	0	712	68,399	168,852	4,854	9,738	6,730	0	2,892	80	13,946	5,736
	Piatt	0	0	0	0	0	0	0	0	600	33,028	166,755	4,605	6,467	6,455	0	3,126	0	9,975	6,945
6th.....	Circuit Total	0	592	0	5,231	5,327	74,629	0	300	67,460	967,501	3,427,406	179,345	82,238	288,349	2,129	73,404	2,910	217,132	184,566
7th.....	Greene	0	0	0	268	0	2,548	0	0	1,595	20,686	76,135	3,724	4,097	2,886	0	1,784	0	6,171	180
	Jersey	0	0	0	0	0	285	0	0	11,599	82,465	287,961	12,017	4,781	0	0	6,595	520	34,067	1,110
	Macoupin	0	0	0	5	0	0	0	0	29,207	156,467	493,406	17,530	17,614	39,421	0	11,145	0	22,891	0
	Morgan	0	0	0	532	858	10,925	0	0	40,329	96,271	329,146	21,400	7,833	26,156	5,362	11,140	780	22,127	9,515
	Sangamon	0	0	0	1,710	50	4,561	0	45	68,448	736,337	1,618,797	182,113	14,867	179,858	7	35,387	0	293,703	41,939
	Scott	0	0	0	0	0	0	0	0	0	14,843	48,889	1,861	1,983	0	0	4,910	0	2,034	0
7th.....	Circuit Total	0	0	0	2,515	908	18,319	0	45	151,178	1,107,069	2,854,334	238,645	51,175	248,321	5,369	70,961	1,300	380,993	52,744
8th.....	Adams	0	0	0	1,732	9,862	22,769	0	380	33,919	252,865	812,767	47,049	23,054	52,688	910	22,091	1,850	36,913	7,466
	Brown	0	0	0	20	0	1,920	0	90	3,943	25,516	82,278	3,510	718	3,540	19	752	0	4,363	0
	Calhoun	0	0	0	135	0	2,300	0	0	2,671	31,492	106,811	3,505	2,319	3,340	0	858	0	3,775	0
	Cass	0	0	0	95	0	0	0	0	1,900	44,031	152,220	9,612	4,563	9,390	0	3,144	0	7,839	0
	Mason	0	0	0	0	0	219	0	0	7,217	101,535	388,655	20,803	8,489	0	419	4,680	0	20,511	9,160
	Menard	0	0	0	0	0	190	0	0	0	21,308	98,385	6,728	3,773	6,301	0	1,721	0	8,680	5,545
	Pike	0	0	0	185	1,300	2,482	0	0	13,555	77,319	272,033	12,375	3,444	10,200	7,174	2,315	0	13,374	6,240
	Schuyler	0	0	0	225	90	1,206	0	180	3,559	34,332	98,289	4,990	1,744	2,745	0	1,364	0	4,945	0
8th.....	Circuit Total	0	0	0	2,392	11,252	31,086	0	650	66,764	588,398	2,011,438	108,572	48,104	88,204	8,522	36,925	1,850	100,400	28,411
9th.....	Fulton	0	0	0	4,265	3,848	21,840	0	0	15,060	172,471	484,519	13,203	8,080	24,234	0	9,962	0	16,911	9,476
	Hancock	0	0	0	900	800	10,500	0	0	2,478	62,644	192,086	10,268	4,354	8,160	1,667	0	0	5,635	3,829
	Henderson	0	0	0	360	427	6,909	0	200	28,719	56,295	152,593	4,580	312	2,884	0	1,332	0	120	7,897
	Knox	0	0	0	1,048	191	29,066	0	0	27,861	216,333	665,662	22,989	12,046	52,341	0	15,610	0	34,807	6,831
	McDonough	0	0	0	2,532	1,100	12,604	0	0	17,450	127,103	436,983	21,782	9,812	34,695	0	8,762	0	18,124	9,998
	Warren	0	0	0	629	81	11,275	0	0	13,307	81,193	293,363	11,958	15,803	21,974	0	5,533	0	14,783	9,368
9th.....	Circuit Total	0	0	0	9,734	6,447	92,194	0	200	104,875	716,039	2,225,206	84,780	50,407	144,288	1,667	41,199	0	90,380	47,399
10th.....	Marshall	0	0	0	240	0	5,504	0	100	0	16,468	88,457	7,844	681	6,599	0	2,448	190	7,145	1,009
	Peoria	0	0	0	9,656	2,862	40,052	0	0	96,621	621,813	1,679,891	73,721	64,244	254,696	1,936	64,102	0	214,448	13,314
	Putnam	0	0	0	0	5	731	0	0	1,814	9,304	35,403	3,135	0	4,035	0	1,006	40	4,707	0
	Stark	0	0	0	135	309	200	0	0	1,579	18,545	60,337	2,605	833	3,580	0	948	0	4,085	460
	Tazewell	0	0	0	3,581	0	0	0	0	67,284	424,091	1,688,333	26,247	42,754	191,901	2,372	27,880	2,160	92,856	22,269
10th.....	Circuit Total	0	0	0	13,612	3,176	46,487	0	100	167,298	1,090,221	3,552,421	113,552	108,512	460,811	4,308	96,384	2,390	323,241	37,052
11th.....	Ford	0	0	0	0	0	0	0	0	2,131	58,599	223,846	8,940	2,847	13,378	0	2,326	0	18,167	4,311
	Livingston	0	0	0	630	0	7,672	0	0	0	140,661	576,927	23,136	11,710	17,318	0	8,705	0	30,458	416
	Logan	0	0	0	0	0	1,700	0	0	8,568	223,153	499,780	22,694	15,266	34,987	0	7,307	670	26,095	240
	McLean	0	0	0	6,169	797	44,178	0	0	9,041	685,647	2,173,195	80,140	82,728	161,452	275	39,355	1,210	192,479	48,585
	Woodford	0	0	0	1,170	70	2,800	0	0	21,600	108,066	468,586	24,926	12,499	25,689	0	3,004	0	24,102	902
11th.....	Circuit Total	0	0	0	7,969	867	56,350	0	0	41,340	1,216,126	3,942,334	159,836	125,050	252,824	275	60,697	1,880	291,301	54,454

CIRCUIT CLERK
REVENUE DISTRIBUTION BY COUNTY
DECEMBER 1, 1993 - NOVEMBER 30, 1994

		FINES, PENALTIES, ASSESSMENTS, AND FORFEITURES											FEES OF OTHERS							
CIRCUIT	COUNTY	PROFESS. REG. EVID FUND	NAR. PROF FORFEIT. FUND	STEROID EDUCA. FUND	STATE CRIME LAB FD.	DO. VIOL SHELTER & SER. FUND	DRUG TREAT. FUND	CHILD SEX ABS. FUND	SEXUAL ASSLT. & SER. FD.	OTHER STATE FINES ETC.	TOTAL STATE EXPENDITRS.	TOTAL STATE AND LOCAL DISBURSMNTS.	STATE'S ATTORNEY	SHERIFF SERV. OF PROCESS	SHERIFF COURT SERVICES	SHERIFF DRUG FINES	COUNTY LAW LIBRARY	MARRIAGE FUND OF CIR. CRT.	COUNTY FND. TO FIN. CRT. SYSTM	COURT APPOINTED COUNSEL
12th.....	Will	0	0	0	8,811	5,646	83,313	0	0	859	1,876,422	4,651,330	185,682	47,338	334,040	989	145,540	9,466	395,992	74,209
12th.....	Circuit Total	0	0	0	8,811	5,646	83,313	0	0	859	1,876,422	4,651,330	185,682	47,338	334,040	989	145,540	9,466	395,992	74,209
13th.....	Bureau	0	0	0	1,780	0	8,870	0	0	111,475	254,271	681,109	1,137	0	30,273	6,946	8,677	730	37,535	3,676
	Grundy	0	0	0	0	0	9,505	0	0	0	139,281	598,098	0	0	54,267	0	7,493	570	45,042	1,475
	LaSalle	0	0	0	0	4,475	0	0	0	107,368	416,974	1,303,454	86,126	1,602	76,521	1,164	31,901	0	76,521	0
13th.....	Circuit Total	0	0	0	1,780	4,475	18,375	0	0	218,843	810,526	2,582,661	87,263	1,602	161,061	8,110	48,071	1,300	159,098	5,151
14th.....	Henry	0	0	0	10,846	180	68,824	0	0	13,294	238,144	1,383,715	16,043	12,827	53,717	369	9,248	410	71,624	14,642
	Mercer	0	0	0	270	632	4,266	0	0	5,216	29,552	134,978	4,725	3,494	13,451	0	3,146	240	13,181	17,112
	Rock Island	0	0	0	4,737	905	46,535	0	0	89,115	1,007,188	2,802,257	39,082	6,963	238,913	615	50,663	0	256,312	55,907
	Whiteside	0	0	0	4,225	0	35,559	0	1,000	21,670	264,458	1,080,229	36,182	12,038	42,453	347	20,478	0	68,858	12,813
14th.....	Circuit Total	0	0	0	20,078	1,717	155,184	0	1,000	129,295	1,539,342	5,401,179	96,032	35,322	348,534	1,331	83,535	650	409,975	100,474
15th.....	Carroll	0	0	0	45	110	0	0	200	10,819	73,119	224,174	10,316	15,748	11,475	0	4,160	500	9,118	2,160
	Jo Daviess	0	0	0	1,410	0	3,397	0	200	16,187	151,358	398,897	4,700	4,376	18,042	0	4,938	1,740	30,123	350
	Lee	0	0	0	300	2,648	9,816	0	0	27,100	218,080	714,361	12,738	13,141	25,229	1,000	9,275	1,580	48,013	13,212
	Ogle	0	0	0	0	2,303	23,745	0	0	32,215	208,528	774,915	16,685	37,184	26,580	6,674	10,113	1,260	28,502	33,067
	Stephenson	0	0	0	2,298	0	0	0	0	29,636	164,360	772,695	43,370	24,178	39,105	0	12,481	1,540	40,545	22,594
15th.....	Circuit Total	0	0	0	4,053	5,061	36,958	0	400	115,957	815,445	2,885,042	87,809	94,627	120,431	7,674	40,967	6,620	156,301	71,383
16th.....	DeKalb	0	0	0	1,215	0	0	0	0	145,983	181,440	716,880	57,677	0	108,463	367	14,210	3,680	33,550	14,957
	Kane	0	0	0	3,933	120	16,280	0	200	715,208	854,888	2,763,132	228,257	7,345	754,085	2,195	152,420	19,000	154,162	0
	Kendall	0	0	0	225	0	16,641	0	0	0	92,035	420,605	28,270	1,883	36,707	21,257	4,362	1,540	10,293	53
16th.....	Circuit Total	0	0	0	5,373	120	32,921	0	200	861,191	1,128,363	3,900,617	314,204	9,228	899,255	23,819	170,992	24,220	198,005	15,010
17th.....	Boone	0	0	0	1,829	1,420	15,093	0	0	26,265	184,063	640,795	17,487	5,436	37,170	0	5,874	760	53,031	807
	Winnebago	18	0	0	11,037	9,837	92,349	0	0	0	739,106	3,646,578	71,662	28,417	289,931	1,393	114,756	5,790	401,728	4,172
17th.....	Circuit Total	18	0	0	12,866	11,257	107,442	0	0	26,265	923,169	4,287,373	89,149	33,853	327,101	1,393	120,630	6,550	454,759	4,979
18th.....	DuPage	0	0	0	90	5,035	221,054	0	1,620	69,158	3,081,013	12,344,115	360,026	30,629	1,238,300	0	292,390	10,920	1,263,650	67,483
18th.....	Circuit Total	0	0	0	90	5,035	221,054	0	1,620	69,158	3,081,013	12,344,115	360,026	30,629	1,238,300	0	292,390	10,920	1,263,650	67,483
19th.....	Lake	0	0	0	0	34,239	107,615	0	0	0	1,715,915	7,895,334	47,302	69,151	774,188	4,319	174,624	0	601,863	79,681
	McHenry	0	0	0	11,392	6,612	25,023	90	0	147,987	594,241	4,118,133	37,360	8,642	238,785	0	50,178	0	325,279	23,767
19th.....	Circuit Total	0	0	0	11,392	40,851	132,638	90	0	147,987	2,310,156	12,013,467	84,662	77,793	1,012,973	4,319	224,802	0	927,142	103,448
20th.....	Monroe	0	0	0	500	0	4,330	0	0	9,345	67,721	234,429	10,815	133	0	0	1,532	326	16,570	1,136
	Perry	0	0	0	0	0	0	0	0	0	50,644	201,534	11,133	1,317	17,755	3,332	3,088	170	11,945	550
	Randolph	0	0	0	987	0	0	0	0	12,106	91,850	325,113	17,972	12,103	26,254	0	3,133	560	15,293	1,357
	St. Clair	0	0	0	4,236	0	0	0	0	191,296	1,273,765	4,235,051	43,315	23,614	424,875	6,077	90,954	7,620	0	0
	Washington	0	0	0	100	0	0	0	0	3,212	49,100	213,751	10,514	1,592	0	0	1,082	0	18,670	0
20th.....	Circuit Total	0	0	0	5,823	0	4,330	0	0	215,959	1,533,080	5,209,878	93,749	38,759	468,884	9,409	99,789	8,676	62,478	3,043
21st.....	Iroquois	0	0	0	50	0	10,762	0	0	0	173,872	564,883	6,561	3,248	13,344	1,297	4,493	0	23,610	5,265
	Kankakee	0	0	0	4,631	387	52,472	0	0	9,303	290,700	934,767	34,062	29,876	130,294	0	23,827	5,200	66,205	32,687
21st.....	Circuit Total	0	0	0	4,681	387	63,234	0	0	9,303	464,572	1,499,650	40,623	33,124	143,638	1,297	28,320	5,200	89,815	37,952
	Downstate Total	18	592	0	140,346	134,602	1,354,820	90	6,395	3,040,401	25,428,100	88,350,367	3,658,888	1,095,481	7,612,181	113,628	1,820,587	122,495	6,587,226	1,009,969
Cook	Cook County	0	0	0	0	335	0	0	0	534,295	7,957,328	29,437,888	1,228,970	566,504	12,381	0	2,800,641	20,360	0	0
	State Total	18	592	0	140,346	134,937	1,354,820	90	6,395	3,574,696	33,385,428	117,788,255	4,887,858	1,661,985	7,624,562	113,628	4,621,228	142,855	6,587,226	1,009,969

CIRCUIT CLERK
REVENUE DISTRIBUTION BY COUNTY
DECEMBER 1, 1993 - NOVEMBER 30, 1994

		FEES OF OTHERS											MISCELLANEOUS DISBURSMENTS								
CIRCUIT	COUNTY	MUNICIP. ATTY. PROS FEE	PROB. SERVICES FUND	DISPUTE RESOLU. FUND	ARBI-TRATION FEE	REJECT. OF AWARD	DRUG TEST & ELECT. MONIT. FEE	SUBSTAN ABUSE SER. FEE	WORK. CASH FUND	CTY. FND. FINANCE ED. PROG.	OTHER FEES	TOTAL FEES OF OTHERS DISTRIBUTED	RESTITU-TION	WORK RELEASE COMPENS.	ABAND. UNCLM BAIL	ABAND UNCLM PROP.	DEPOSITS FROM JUD. SALES	REIM. LOCAL ANTI-CRIME PROGRAM	OTHER	TOTAL MISCELL. DISBURS.	GRAND TOTAL ALL FUNDS DISTRIBUTED
1st.....	Alexander	0	9,283	0	0	0	2,132	0	0	0	0	55,702	13,809	0	0	0	0	0	0	13,809	783,603
	Jackson	0	26,773	0	0	0	240	0	0	0	757,562	1,064,734	87,527	3,192	0	0	248,786	0	0	339,505	5,006,260
	Johnson	0	3,681	0	0	0	0	0	0	0	0	81,070	28,350	0	0	0	0	0	0	28,350	801,156
	Massac	393	15,373	0	0	0	0	0	0	0	8,580	79,927	39,081	0	0	0	0	0	57,807	96,888	1,424,060
	Pope	0	3,535	0	0	0	0	0	0	0	0	14,384	1,921	0	0	0	0	0	0	1,921	325,291
	Pulaski	0	5,448	0	0	0	0	0	0	0	0	64,843	13,109	0	0	0	0	0	0	13,109	818,469
	Saline	0	46,572	0	0	0	0	0	0	0	1,927	145,471	0	0	0	0	0	0	0	0	1,971,033
	Union	0	6,384	0	0	0	0	0	0	0	8,665	123,882	34,189	0	0	0	0	0	65,845	100,034	1,251,900
	Williamson	0	40,812	0	0	0	970	0	0	0	500	317,853	58,331	0	0	0	0	2,595	45,130	106,056	3,931,417
1st.....	Circuit Total	393	157,861	0	0	0	3,342	0	0	0	777,234	1,947,866	276,317	3,192	0	0	248,786	2,595	168,782	699,672	16,313,189
2nd.....	Crawford	0	11,126	0	0	0	0	0	0	0	0	55,823	26,706	1,152	0	0	0	14,273	13,687	55,818	1,500,449
	Edwards	0	8,781	0	0	0	0	0	0	0	0	26,867	9,474	0	0	90	0	1,165	997	11,726	557,856
	Franklin	0	27,850	0	0	0	0	0	0	0	96,398	246,149	84,794	0	0	247	0	125	0	85,166	3,037,685
	Gallatin	0	3,965	0	0	0	0	0	200	0	3,662	29,260	4,808	0	0	0	0	200	504	5,512	379,086
	Hamilton	0	2,320	0	0	0	0	0	0	0	0	17,896	9,451	0	0	0	0	0	0	9,451	480,226
	Hardin	4,429	0	0	0	0	0	0	0	0	0	24,922	5,776	0	0	0	0	845	3,750	10,371	317,558
	Jefferson	530	16,527	0	0	0	85	0	0	0	4,405	133,501	38,622	0	0	0	0	570	13,638	52,830	2,979,192
	Lawrence	0	4,851	0	0	0	516	0	0	0	0	22,874	16,418	84	0	0	0	3,675	64,176	84,353	1,056,454
	Richland	0	10,096	0	0	0	0	0	0	0	0	73,810	0	0	0	0	0	0	0	0	1,016,958
	Wabash	10	3,610	0	0	0	0	0	0	0	5,999	72,785	20,906	0	0	0	0	133	0	21,039	1,245,019
	Wayne	0	10,319	0	0	0	0	0	0	0	395	70,549	10,240	1,080	0	0	0	1,579	0	12,899	1,376,710
	White	0	14,099	0	0	0	0	0	0	0	17,121	113,660	17,703	2,671	0	0	0	0	14,870	35,244	1,220,678
2nd.....	Circuit Total	4,969	113,544	0	0	0	601	0	200	0	127,980	888,096	244,898	4,987	0	337	0	22,565	111,622	384,409	15,167,871
3rd.....	Bond	0	6,802	0	0	0	0	0	0	0	0	49,125	0	0	0	0	0	0	0	0	993,951
	Madison	3,568	38,406	0	0	0	0	0	0	0	0	1,071,810	142,510	0	0	0	0	0	0	142,510	17,492,420
3rd.....	Circuit Total	3,568	45,208	0	0	0	0	0	0	0	0	1,120,935	142,510	0	0	0	0	0	0	142,510	18,486,371
4th.....	Christian	0	50,027	0	0	0	2,254	24	0	0	0	194,611	53,516	0	0	0	0	672	0	54,188	3,005,744
	Clay	26,330	0	0	0	0	2,121	0	0	0	0	72,695	38,189	0	0	0	0	0	42,659	80,848	1,120,540
	Clinton	0	44,267	0	0	0	229	0	4,842	0	0	138,460	75,480	4,498	0	0	0	0	0	79,978	1,744,670
	Effingham	0	32,411	0	0	0	2,787	0	0	0	14,124	168,143	55,003	0	0	0	0	31,646	0	86,649	2,998,415
	Fayette	75	17,513	0	0	0	908	0	0	0	25	105,980	42,917	0	0	0	0	0	0	42,917	1,891,234
	Jasper	180	17,636	0	0	0	6	0	0	0	100	50,883	45,774	1,886	0	0	0	4,239	1,531	53,430	775,035
	Marion	0	63,728	0	0	0	20,570	0	0	0	368	219,340	83,900	4,717	0	0	0	297	0	88,914	4,242,638
	Montgomery	0	23,733	0	0	0	1,183	0	0	0	0	162,104	47,439	1,486	0	161	0	5,348	3,163	57,597	2,723,794
	Shelby	21,889	0	0	0	0	3,808	0	0	0	0	90,994	27,877	5,786	0	0	0	0	17,871	51,534	1,691,467
4th.....	Circuit Total	48,474	249,315	0	0	0	33,866	24	4,842	0	14,617	1,203,210	470,095	18,373	0	161	0	42,202	65,224	596,055	20,193,537
5th.....	Clark	632	5,074	0	0	0	0	0	0	0	0	69,728	18,743	0	0	0	0	0	175,495	194,238	1,791,123
	Coles	0	14,091	0	0	0	0	0	0	0	476	132,363	0	8,579	0	0	0	0	193,501	202,080	4,763,796
	Cumberland	0	6,194	0	0	0	0	0	0	0	0	26,554	18,327	0	0	0	0	0	67,658	85,985	1,006,099
	Edgar	0	22,595	0	0	0	0	0	0	0	0	63,762	44,940	2,364	0	0	0	0	28,398	75,702	1,610,999
	Vermilion	0	44,146	0	0	0	0	0	0	0	0	310,914	85,880	0	0	480	0	0	92,707	179,067	8,214,954
5th.....	Circuit Total	632	92,100	0	0	0	0	0	0	0	476	603,321	167,890	10,943	0	480	0	0	557,759	737,072	17,386,971

CIRCUIT CLERK
REVENUE DISTRIBUTION BY COUNTY
DECEMBER 1, 1993 - NOVEMBER 30, 1994

		FEES OF OTHERS											MISCELLANEOUS DISBURSMENTS								
CIRCUIT	COUNTY	MUNICIP. ATTY. PROS FEE	PROB. SERVICES FUND	DISPUTE RESOLU. FUND	ARBI-TRATION FEE	REJECT. OF AWARD	DRUG TEST & ELECT. MONIT. FEE	SUBSTAN ABUSE SER. FEE	WORK. CASH FUND	CTY. FND. FINANCE ED. PROG.	OTHER FEES	TOTAL FEES OF OTHERS DISTRIBUTED	RESTITU-TION	WORK RELEASE COMPSEN.	ABAND. UNCLM BAIL	ABAND UNCLM PROP.	DEPOSITS FROM JUD. SALES	REIM. LOCAL ANTI-CRIME PROGRAM	OTHER	TOTAL MISCELL. DISBURS.	GRAND TOTAL ALL FUNDS DISTRIBUTED
6th.....	Champaign	0	112,709	0	0	0	0	0	0	12,630	44,384	597,930	174,338	0	14,602	5,127	0	0	323,236	517,303	9,565,962
	DeWitt	96	11,950	0	0	0	227	0	0	0	0	81,241	32,028	480	0	0	0	870	0	33,378	1,852,273
	Douglas	8,471	14,854	0	0	0	0	0	0	0	0	83,666	19,542	11,034	11,885	0	0	0	0	42,461	1,830,165
	Macon	0	72,220	0	0	0	0	0	0	0	0	463,228	214,398	0	0	0	0	0	92,288	306,686	14,544,627
	Moultrie	250	9,849	0	0	0	290	0	0	0	0	54,365	12,027	0	0	0	0	0	81,202	93,229	1,300,681
	Piatt	5,408	14,522	0	0	0	0	0	0	0	1,122	58,625	12,412	4,988	0	2,550	0	0	26,965	46,915	1,633,288
6th.....	Circuit Total	14,225	236,104	0	0	0	517	0	0	12,630	45,506	1,339,055	464,745	16,502	26,487	7,677	0	870	523,691	1,039,972	30,726,996
7th.....	Greene	0	3,715	0	0	0	0	0	0	0	0	22,557	3,630	0	0	0	0	0	0	3,630	728,514
	Jersey	0	6,812	0	0	0	0	0	0	0	0	65,902	63,430	2,282	0	0	0	0	15,896	81,608	1,562,791
	Macoupin	0	0	0	0	0	0	0	0	0	84,283	192,884	87,144	0	0	0	0	0	111,184	198,328	3,170,046
	Morgan	0	12,998	0	0	0	427	68	0	0	49,591	167,397	48,301	2,804	0	0	0	0	251,466	302,571	3,200,732
	Sangamon	0	119,329	0	0	0	120	0	0	0	0	867,323	219,886	0	0	0	0	5,964	3,333	229,183	16,341,725
	Scott	0	0	0	0	0	0	0	0	0	9,414	20,202	4,794	0	0	0	0	0	0	4,794	367,270
7th.....	Circuit Total	0	142,854	0	0	0	547	68	0	0	143,288	1,336,265	427,185	5,086	0	0	0	5,964	381,879	820,114	25,371,078
8th.....	Adams	0	34,304	0	0	0	8,478	0	0	0	0	234,803	201,742	30,365	0	0	89,663	0	652,346	974,116	6,201,120
	Brown	0	1,570	0	0	0	0	0	0	0	0	14,472	10,909	0	0	0	0	0	17,786	28,695	532,454
	Calhoun	0	2,413	0	0	0	0	0	0	0	0	16,210	4,714	0	0	0	0	0	9,277	13,991	210,670
	Cass	0	2,880	0	0	0	192	0	0	0	0	37,620	16,705	0	0	0	0	0	9,084	25,789	1,093,540
	Mason	0	8,163	0	0	0	0	0	75	0	0	72,300	35,308	6,170	0	0	0	0	2,761	44,239	1,300,280
	Menard	0	7,121	0	0	0	0	0	0	0	0	39,869	24,709	0	0	0	0	480	0	25,189	815,341
	Pike	0	21,721	0	0	0	2,370	0	0	400	0	79,613	26,342	8,908	0	0	0	2,429	0	37,679	1,313,066
	Schuyler	40	1,739	0	0	0	625	0	0	0	735	18,927	13,333	0	0	0	0	0	17,268	30,601	585,426
8th.....	Circuit Total	40	79,911	0	0	0	11,665	0	75	400	735	513,814	333,762	45,443	0	0	89,663	2,909	708,522	1,180,299	12,051,897
9th.....	Fulton	0	11,503	0	0	0	525	0	0	0	101	93,995	44,190	1,247	0	0	0	850	328,505	374,792	3,864,552
	Hancock	0	6,861	0	0	0	0	0	0	0	0	40,774	43,939	0	0	0	0	0	0	43,939	1,454,393
	Henderson	0	5,190	0	0	0	38	0	0	0	66,016	88,369	7,244	2,168	981	0	42,000	0	1,000	53,393	683,349
	Knox	1,116	16,371	0	0	0	1,191	0	0	0	4,575	167,877	63,472	0	0	261	0	200	180,571	244,504	6,388,381
	McDonough	0	9,251	0	0	0	0	0	200	0	5,650	118,274	47,194	0	0	0	0	2,900	46,149	96,243	2,433,693
	Warren	297	4,307	0	0	0	0	0	0	0	930	84,953	36,128	0	0	0	58,488	1,630	6,509	102,755	2,087,541
9th.....	Circuit Total	1,413	53,483	0	0	0	1,754	0	200	0	77,272	594,242	242,167	3,415	981	261	100,488	5,580	562,734	915,626	16,911,909
10th.....	Marshall	0	1,807	0	0	0	0	0	0	0	0	27,723	15,259	525	0	0	0	0	0	15,784	984,813
	Peoria	0	29,132	0	0	0	0	0	0	0	97,980	813,573	144,014	0	1,711	285	0	90	0	146,100	17,321,920
	Putnam	0	1,603	0	0	0	0	0	0	0	0	14,526	5,871	0	0	0	0	0	0	5,871	411,954
	Stark	50	2,274	0	0	0	0	0	0	0	0	14,835	2,838	1,440	0	0	0	0	5,137	9,415	448,958
	Tazewell	1,972	32,190	0	0	0	0	0	0	0	326	442,927	52,309	0	0	483	0	0	0	52,792	12,875,491
10th.....	Circuit Total	2,022	67,006	0	0	0	0	0	0	0	98,306	1,313,584	220,291	1,965	1,711	768	0	90	5,137	229,962	32,043,136
11th.....	Ford	0	41,876	0	0	0	0	0	0	0	1,507	93,352	18,244	0	0	0	0	0	53,521	71,765	909,436
	Livingston	685	15,927	0	0	0	0	0	0	0	24,375	132,730	8,883	18,818	0	0	0	0	30,628	58,329	3,389,877
	Logan	0	0	0	0	0	0	0	0	0	4,932	112,191	0	0	0	0	0	0	33,160	33,160	2,900,944
	McLean	88	119,491	0	0	0	603	0	0	0	2,439	728,845	57,102	0	0	0	244,701	4,272	634,132	940,207	10,392,150
	Woodford	0	15,473	0	0	0	0	0	0	0	95,676	202,271	2,951	0	0	0	0	0	0	2,951	2,314,654
11th.....	Circuit Total	773	192,767	0	0	0	603	0	0	0	128,929	1,269,389	87,180	18,818	0	0	244,701	4,272	751,441	1,106,412	19,907,061

CIRCUIT CLERK
REVENUE DISTRIBUTION BY COUNTY
DECEMBER 1, 1993 - NOVEMBER 30, 1994

		FEES OF OTHERS											MISCELLANEOUS DISBURSMENTS								
CIRCUIT	COUNTY	MUNICIP. ATTY. PROS FEE	PROB. SERVICES FUND	DISPUTE RESOLU. FUND	ARBI-TRATION FEE	REJECT. OF AWARD	DRUG TEST. & ELECT. MONIT. FEE	SUBSTAN ABUSE SER. FEE	WORK. CASH FUND	CTY. FND. FINANCE ED. PROG.	OTHER FEES	TOTAL FEES OF OTHERS DISTRIBUTED	RESTITU-TION	WORK RELEASE COMPSEN.	ABAND. UNCLM BAIL	ABAND. UNCLM PROP.	DEPOSITS FROM JUD. SALES	REIM. LOCAL ANTI-CRIME PROGRAM	OTHER	TOTAL MISCELL. DISBURS.	GRAND TOTAL ALL FUNDS DISTRIBUTED
12th.....	Will	0	66,830	0	0	0	0	0	0	0	0	1,260,086	234,184	0	5,353	1,806	0	0	0	241,343	34,193,774
12th.....	Circuit Total	0	66,830	0	0	0	0	0	0	0	0	1,260,086	234,184	0	5,353	1,806	0	0	0	241,343	34,193,774
13th.....	Bureau	0	14,445	0	0	0	0	0	0	0	674	104,093	6,096	0	0	0	14,232	0	35,939	56,267	3,241,092
	Grundy	0	7,085	0	0	0	630	0	0	0	0	116,562	15,698	240	3,310	0	0	0	0	19,248	3,520,140
	LaSalle	11,810	37,235	0	0	0	0	11,135	0	0	218	334,233	203,309	11,083	2,797	0	0	8,257	0	225,446	8,936,585
13th.....	Circuit Total	11,810	58,765	0	0	0	630	11,135	0	0	892	554,888	225,103	11,323	6,107	0	14,232	8,257	35,939	300,961	15,697,817
14th.....	Henry	190	43,893	0	0	0	0	0	0	0	0	222,963	0	14,612	0	0	0	0	140	14,752	5,105,476
	Mercer	0	15,494	105,314	0	0	0	0	0	0	0	176,157	0	3,600	0	0	49,000	0	8,328	60,928	1,638,944
	Rock Island	15,807	72,006	0	0	0	0	0	0	0	110,447	846,715	236,209	0	0	0	0	75	6,940	243,224	19,059,814
	Whiteside	0	89,417	0	0	0	0	0	0	0	0	282,586	6,566	35,117	0	0	0	1,500	51,026	94,209	6,444,768
14th.....	Circuit Total	15,997	220,810	105,314	0	0	0	0	0	0	110,447	1,528,421	242,775	53,329	0	0	49,000	1,575	66,434	413,113	32,249,002
15th.....	Carroll	90	6,854	0	0	0	0	0	0	0	3,419	63,840	6,268	34,844	0	0	0	0	0	41,112	1,282,810
	Jo Daviess	0	19,225	0	0	0	0	0	0	0	0	83,494	23,222	0	0	0	0	0	440	23,662	1,415,750
	Lee	0	37,320	0	0	0	0	0	0	0	46,536	208,044	0	0	0	0	0	0	0	0	3,501,437
	Ogle	4,622	12,905	0	0	0	0	0	0	0	0	177,592	79,665	28,087	0	0	0	13,559	4,260	125,571	3,520,093
	Stephenson	568	21,654	0	0	0	0	0	0	0	1,618	207,653	13,135	26,356	0	0	0	189	191,347	231,027	4,759,517
15th.....	Circuit Total	5,280	97,958	0	0	0	0	0	0	0	51,573	740,623	122,290	89,287	0	0	0	13,748	196,047	421,372	14,479,607
16th.....	DeKalb	0	16,133	0	0	0	0	0	0	0	58,789	307,826	115,832	510	0	0	0	0	0	116,342	4,382,772
	Kane	138,212	170,587	0	0	0	0	0	0	10,200	58,355	1,694,818	332,411	0	0	0	0	0	221,101	553,512	27,534,672
	Kendall	0	34,068	0	0	0	0	0	0	0	13,524	151,957	49,739	0	0	0	0	0	11,229	60,968	2,876,792
16th.....	Circuit Total	138,212	220,788	0	0	0	0	0	0	10,200	130,668	2,154,601	497,982	510	0	0	0	0	232,330	730,822	34,794,236
17th.....	Boone	0	25,843	0	488	0	0	0	0	0	45,060	191,956	48,212	34,840	0	0	0	1,855	250	85,157	2,606,857
	Winnebago	0	77,543	0	90,530	11,800	0	0	1,025	0	111,800	1,210,547	52,847	72	18,511	0	0	21,216	1,184,660	1,277,306	16,666,126
17th.....	Circuit Total	0	103,386	0	91,018	11,800	0	0	1,025	0	156,860	1,402,503	101,059	34,912	18,511	0	0	23,071	1,184,910	1,362,463	19,272,983
18th.....	DuPage	0	646,965	0	168,768	101,000	0	0	0	46,708	40,476	4,267,315	0	183,890	0	0	0	5,386	77,677	266,953	60,611,974
18th.....	Circuit Total	0	646,965	0	168,768	101,000	0	0	0	46,708	40,476	4,267,315	0	183,890	0	0	0	5,386	77,677	266,953	60,611,974
19th.....	Lake	60,181	351,781	0	175,254	24,800	600	0	0	0	0	2,363,744	684,739	0	0	32,598	0	12,492	42,315	772,144	30,603,944
	McHenry	51,504	116,598	0	67,115	9,700	0	0	0	0	0	928,928	275,911	0	1,180	0	0	14,531	2,424	294,046	10,862,869
19th.....	Circuit Total	111,685	468,379	0	242,369	34,500	600	0	0	0	0	3,292,672	960,650	0	1,180	32,598	0	27,023	44,739	1,066,190	41,466,813
20th.....	Monroe	95	4,926	0	0	0	0	0	0	0	0	35,533	26,845	0	0	0	0	0	0	26,845	1,539,771
	Perry	0	4,840	0	0	0	0	0	0	0	0	54,130	28,771	0	0	0	0	0	225,364	254,135	2,071,246
	Randolph	0	8,141	12,124	0	0	0	0	0	0	5,559	102,496	31,648	0	0	0	0	0	0	31,648	2,939,811
	St. Clair	0	41,282	0	120,524	7,400	0	0	0	0	0	765,661	27,425	0	0	0	0	0	0	27,425	14,370,867
	Washington	0	1,842	0	0	0	0	0	0	0	0	33,700	8,719	1,810	0	0	0	0	3,810	14,339	1,043,318
20th.....	Circuit Total	95	61,031	12,124	120,524	7,400	0	0	0	0	5,559	991,520	123,408	1,810	0	0	0	0	229,174	354,392	21,965,013
21st.....	Iroquois	0	19,606	0	0	0	1,298	0	0	0	0	78,722	41,561	1,764	0	0	0	0	0	43,325	2,325,812
	Kankakee	0	20,817	0	0	0	0	0	0	0	127,907	470,875	0	0	0	0	0	16,190	0	16,190	7,762,883
21st.....	Circuit Total	0	40,423	0	0	0	1,298	0	0	0	127,907	549,597	41,561	1,764	0	0	0	16,190	0	59,515	10,088,695
	Downstate Total	359,588	3,415,488	117,438	622,679	154,700	55,423	11,227	6,342	69,938	2,038,725	28,872,003	5,626,052	505,549	60,330	44,088	746,870	182,297	5,904,041	13,069,227	509,379,930
Cook	Cook County	0	0	217,835	2,026,000	961,400	0	0	0	0	3,363,203	11,197,294	0	0	0	0	0	0	0	0	140,635,181
	State Total	359,588	3,415,488	335,273	2,648,679	1,116,100	55,423	11,227	6,342	69,938	5,401,928	40,069,297	5,626,052	505,549	60,330	44,088	746,870	182,297	5,904,041	13,069,227	650,015,111

GRAPHICAL PRESENTATION
OF
FIVE YEAR TRENDS
- -
ADULT AND JUVENILE PROBATION STATISTICS
- -
CIRCUIT COURTS OF ILLINOIS

STATEWIDE ACTIVE ADULT CASELOADS
(END OF THE YEAR TOTALS)

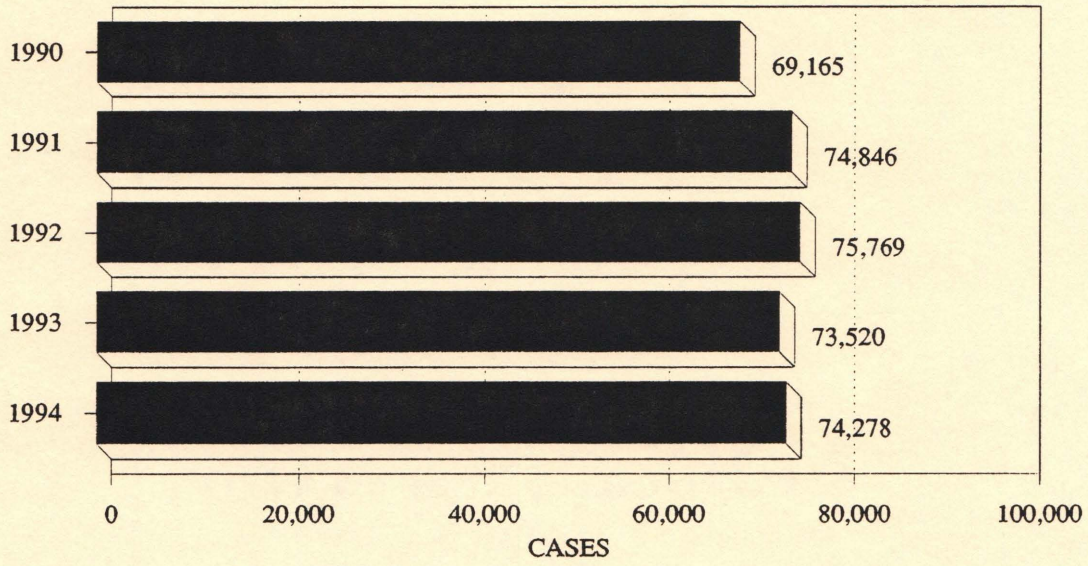

(NOTE: Does not include DUI or IPS)

STATEWIDE ACTIVE ADULT FELONY CASELOADS
(END OF THE YEAR TOTALS)

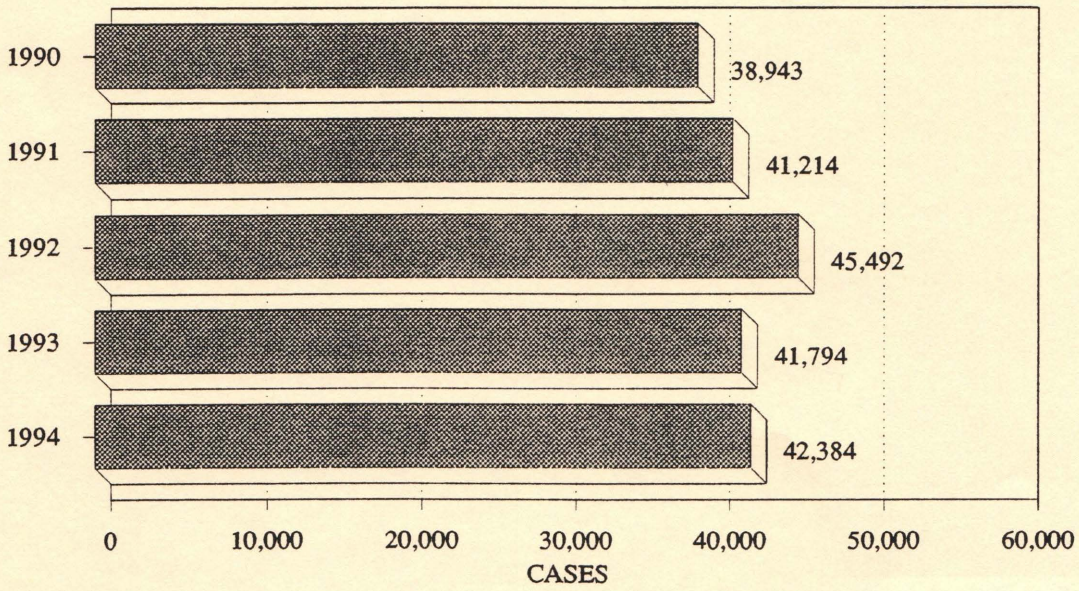

STATEWIDE ADJUDICATIONS FOR DELINQUENCY

1990 - 1994



STATEWIDE ACTIVE JUVENILE CASELOADS

(END OF THE YEAR TOTALS)

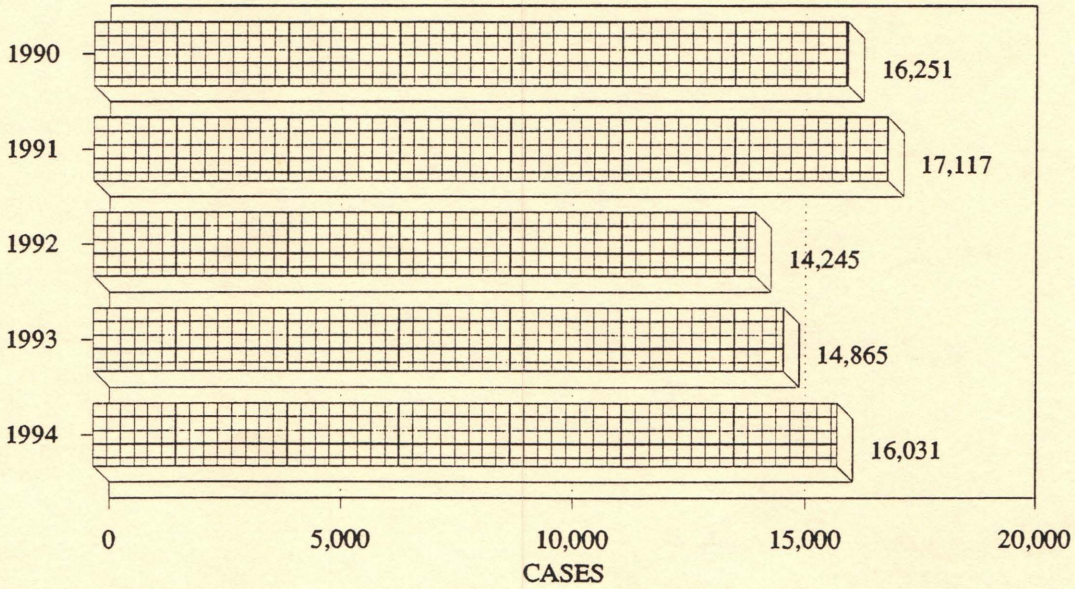

Restitution Collected
1990 - 1994

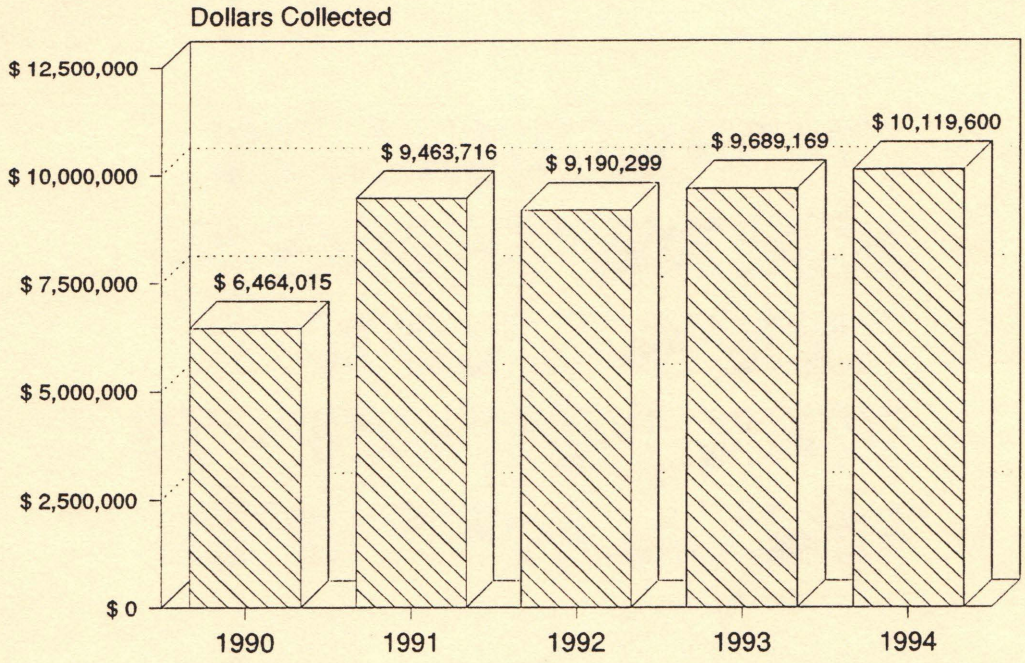

Source: AOIC Probation Div. 7/95

Public Service Employment
Hours Completed 1990 - 1994

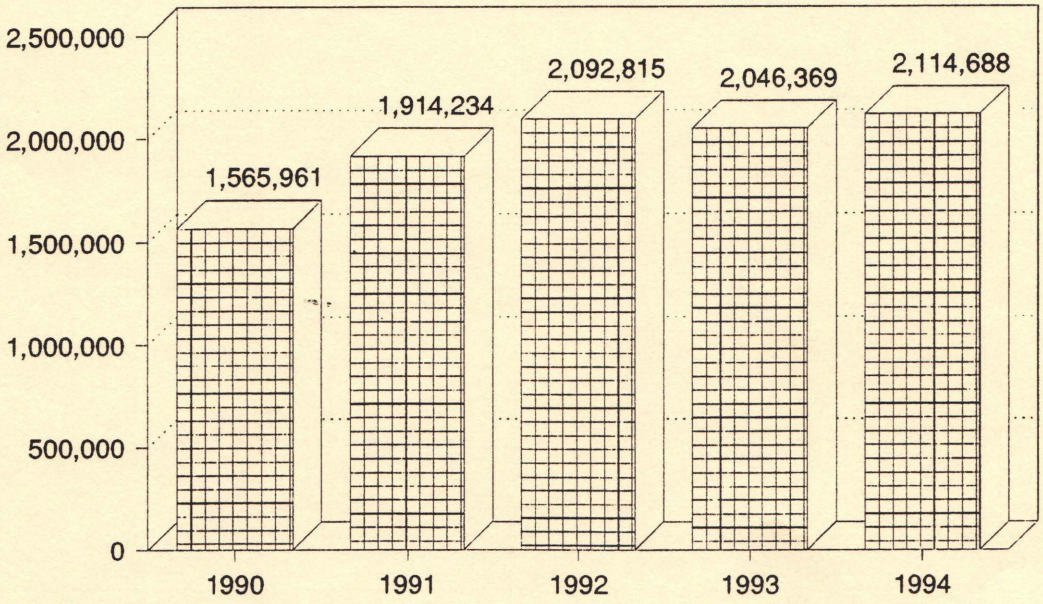

1994 hours at minimum wage of $4.25
would equal $ 8,987,424.

Source: AOIC Probation Div. 7/95

ADULT AND JUVENILE PROBATION STATISTICS
- -
CIRCUIT COURTS OF ILLINOIS

ABBREVIATIONS

Explanations for abbreviations used in column headings in this section are explained below.

PSI	Presentence Investigation: A comprehensive written background investigation report on a convicted offender prepared by the probation department to provide information to the court to determine an appropriate sentence.
Abbr. PSI	Abbreviated Presentence Investigation: Sometimes referred to as a "short form" presentence investigation, this is a less-comprehensive report permitted in less-serious (i.e., misdemeanor) criminal cases.
JDP	Judicial Driving Permits: Specialized background investigations conducted by the probation department to assist the court in determining whether or not to issue judicial driving permits in DUI cases.
TASC	Treatment Alternatives for Special Clients: A state-designated private agency licensed to provide substance abuse assessment, referral, and case monitoring services for criminal defendants/offenders with chemical dependency problems.
IPS	Intensive Probation Supervision Program: A highly-structured, surveillance-oriented, prison-diversion program for non-violent felony offenders sentenced to probation.
MRAI	Minors Requiring Authoritative Intervention: Generally referred to as "status offenders" such as truants, runaways, incorrigibles, etc.

Active Adult Caseload Report

(as of December 31, 1994)

Circuit	County	Felony	Misd.	DUI	Traffic	Total Active Cases	Admin. Cases
1st	Alexander	111	27	12	9	159	148
	Jackson	376	229	90	93	788	379
	Johnson	25	16	20	9	70	104
	Massac	77	37	56	15	185	305
	Pope	11	2	5	3	21	15
	Pulaski	37	20	6	6	69	153
	Saline	72	44	202	45	363	109
	Union	46	45	16	16	123	114
	Williamson	194	130	179	59	562	387
1st Circuit Total		**949**	**550**	**586**	**255**	**2,340**	**1,714**
2nd	Crawford	74	69	36	6	185	118
	Edwards	17	46	19	6	88	27
	Franklin	151	156	48	22	377	70
	Gallatin	0	0	0	0	0	27
	Hamilton	10	39	18	9	76	35
	Hardin	21	31	16	1	69	27
	Jefferson	94	50	27	11	182	154
	Lawrence	39	33	1	0	73	119
	Richland	24	62	54	21	161	31
	Wabash	33	27	3	2	65	65
	Wayne	34	29	37	3	103	51
	White	63	46	27	17	153	36
2nd Circuit Total		**560**	**588**	**286**	**98**	**1,532**	**760**
3rd	Bond	55	28	12	3	98	90
	Madison	800	228	8	3	1,039	482
3rd Circuit Total		**855**	**256**	**20**	**6**	**1,137**	**572**
4th	Christian	141	158	103	8	410	69
	Clay	53	40	82	11	186	62
	Clinton	62	75	38	12	187	384
	Effingham	129	69	53	19	270	136
	Fayette	94	76	15	0	185	196
	Jasper	54	19	15	0	88	0
	Marion	214	212	145	125	696	374
	Montgomery	78	86	254	2	420	63
	Shelby	59	45	14	0	118	140
4th Circuit Total		**884**	**780**	**719**	**177**	**2,560**	**1,424**
5th	Clark	39	6	14	2	61	24
	Coles	181	141	69	14	405	286
	Cumberland	9	1	6	0	16	20
	Edgar	161	31	55	4	251	58
	Vermilion	402	108	67	82	659	287
5th Circuit Total		**792**	**287**	**211**	**102**	**1,392**	**675**
6th	Champaign	539	209	84	22	854	239
	DeWitt	38	58	45	7	148	100
	Douglas	47	49	50	5	151	76
	Macon	565	117	22	6	710	280
	Moultrie	24	21	31	2	78	52
	Piatt	25	56	34	10	125	91
6th Circuit Total		**1,238**	**510**	**266**	**52**	**2,066**	**838**

Circuit	County	Felony	Misd.	DUI	Traffic	Total Active Cases	Admin. Cases
7th	Greene	27	51	15	12	105	199
	Jersey	55	35	33	11	134	0
	Macoupin	96	213	232	38	579	129
	Morgan	146	115	14	8	283	165
	Sangamon	495	172	126	0	793	888
	Scott	1	3	2	0	6	0
7th Circuit Total		**820**	**589**	**422**	**69**	**1,900**	**1,381**
8th	Adams	261	76	0	0	337	98
	Brown	13	8	6	5	32	22
	Calhoun	32	16	14	11	73	69
	Cass	62	19	53	3	137	24
	Mason	66	28	11	2	107	80
	Menard	32	23	7	0	62	82
	Pike	108	136	51	8	303	117
	Schuyler	13	16	13	2	44	19
8th Circuit Total		**587**	**322**	**155**	**31**	**1,095**	**511**
9th	Fulton	146	48	29	4	227	102
	Hancock	45	3	0	1	49	9
	Henderson	14	0	1	0	15	9
	Knox	213	43	17	2	275	114
	McDonough	55	14	7	2	78	33
	Warren	69	22	11	0	102	29
9th Circuit Total		**542**	**130**	**65**	**9**	**746**	**296**
10th	Marshall	41	31	22	0	94	69
	Peoria	1,056	234	193	86	1,569	2,613
	Putnam	13	52	20	0	85	0
	Stark	35	15	5	17	72	84
	Tazewell	328	174	18	36	556	177
10th Circuit Total		**1,473**	**506**	**258**	**139**	**2,376**	**2,943**
11th	Ford	39	51	45	27	162	123
	Livingston	86	30	15	4	135	198
	Logan	96	114	80	0	290	343
	McLean	529	275	137	23	964	521
	Woodford	98	95	52	20	265	464
11th Circuit Total		**848**	**565**	**329**	**74**	**1,816**	**1,649**
12th	Will	1,030	67	1	5	1,103	319
12th Circuit Total		**1,030**	**67**	**1**	**5**	**1,103**	**319**
13th	Bureau	49	39	8	1	97	27
	Grundy	77	29	3	2	111	54
	LaSalle	344	127	12	17	500	144
13th Circuit Total		**470**	**195**	**23**	**20**	**708**	**225**
14th	Henry	118	70	1	2	191	468
	Mercer	55	21	3	2	81	97
	Rock Island	911	143	619	2	1,675	254
	Whiteside	273	107	37	9	426	344
14th Circuit Total		**1,357**	**341**	**660**	**15**	**2,373**	**1,163**

Circuit	County	Felony	Misd.	DUI	Traffic	Total Active Cases	Admin. Cases
15th	Carroll	41	18	9	0	68	133
	JoDaviess	35	54	57	5	151	47
	Lee	134	129	65	13	341	495
	Ogle	118	52	55	2	227	597
	Stephenson	249	89	17	1	356	1,031
15th Circuit Total		**577**	**342**	**203**	**21**	**1,143**	**2,303**
16th	DeKalb	136	67	15	6	224	179
	Kane	871	160	148	5	1,184	400
	Kendall	98	115	56	15	284	406
16th Circuit Total		**1,105**	**342**	**219**	**26**	**1,692**	**985**
17th	Boone	117	97	128	15	357	36
	Winnebago	1,275	707	1,096	13	3,091	818
17th Circuit Total		**1,392**	**804**	**1,224**	**28**	**3,448**	**854**
18th	DuPage	1,350	607	184	64	2,205	1,265
18th Circuit Total		**1,350**	**607**	**184**	**64**	**2,205**	**1,265**
19th	Lake	1,399	612	0	41	2,052	709
	McHenry	403	116	73	16	608	267
19th Circuit Total		**1,802**	**728**	**73**	**57**	**2,660**	**976**
20th	Monroe	38	3	3	1	45	56
	Perry	72	20	7	2	101	43
	Randolph	92	22	7	0	121	76
	St.Clair	854	288	147	55	1,344	664
	Washington	26	6	7	3	42	31
20th Circuit Total		**1,082**	**339**	**171**	**61**	**1,653**	**870**
21st	Iroquois	115	117	1	13	246	159
	Kankakee	345	17	11	8	381	115
21st Circuit Total		**460**	**134**	**12**	**21**	**627**	**274**
Downstate Total		**20,173**	**8,982**	**6,087**	**1,330**	**36,572**	**21,997**
Cook	Adult	22,164	2,322	217	135	24,838	5,331
	Social Servic	47	5,785	6,063	973	12,868	3,058
Cook County Total		**22,211**	**8,107**	**6,280**	**1,108**	**37,706**	**8,389**
Statewide Total		**42,384**	**17,089**	**12,367**	**2,438**	**74,278**	**30,386**

Adult Investigation Report

(Calendar Year 1994)

Circuit	County	PSI	Abbr PSI	Pretrial Bond	Records Check	JDP	Other	Total
1st	Alexander	9	0	0	21	0	0	30
	Jackson	44	0	0	19	0	0	63
	Johnson	0	0	0	8	0	0	8
	Massac	20	1	0	37	0	32	90
	Pope	4	0	0	2	0	0	6
	Pulaski	9	0	2	16	0	0	27
	Saline	18	1	0	7	0	0	26
	Union	2	1	0	3	0	0	6
	Williamson	26	1	0	10	0	0	37
1st Circuit Total		**132**	**4**	**2**	**123**	**0**	**32**	**293**
2nd	Crawford	10	2	0	0	0	0	12
	Edwards	4	1	0	7	0	0	12
	Franklin	61	4	0	20	0	0	85
	Gallatin	3	0	0	18	0	0	21
	Hamilton	6	0	0	1	0	0	7
	Hardin	2	1	0	11	0	0	14
	Jefferson	24	1	0	32	0	0	57
	Lawrence	11	0	0	23	0	0	34
	Richland	9	1	0	67	0	2	79
	Wabash	7	0	0	3	0	0	10
	Wayne	17	1	0	31	0	0	49
	White	3	0	0	10	0	0	13
2nd Circuit Total		**157**	**11**	**0**	**223**	**0**	**2**	**393**
3rd	Bond	10	0	0	34	0	5	49
	Madison	107	0	1,849	39	0	0	1,995
3rd Circuit Total		**117**	**0**	**1,849**	**73**	**0**	**5**	**2,044**
4th	Christian	20	1	1	84	0	0	106
	Clay	13	0	0	123	0	0	136
	Clinton	32	0	0	105	0	0	137
	Effingham	10	5	0	183	0	0	198
	Fayette	35	5	0	123	0	0	163
	Jasper	18	0	0	42	0	0	60
	Marion	64	2	0	24	0	0	90
	Montgomery	29	4	0	67	0	0	100
	Shelby	17	0	0	75	0	0	92
4th Circuit Total		**238**	**17**	**1**	**826**	**0**	**0**	**1,082**
5th	Clark	17	0	0	6	0	0	23
	Coles	43	3	0	0	0	0	46
	Cumberland	3	0	0	0	0	0	3
	Edgar	15	0	0	0	0	0	15
	Vermilion	195	77	0	58	0	5	335
5th Circuit Total		**273**	**80**	**0**	**64**	**0**	**5**	**422**
6th	Champaign	290	281	0	78	0	13	662
	De Witt	15	2	0	6	0	0	23
	Douglas	86	0	0	82	0	0	168
	Macon	560	0	0	69	0	0	629
	Moultrie	16	32	0	23	0	0	71
	Piatt	46	0	0	14	0	1	61
6th Circuit Total		**1,013**	**315**	**0**	**272**	**0**	**14**	**1,614**

Circuit	County	PSI	Abbr PSI	Pretrial Bond	Records Check	JDP	Other	Total
7th	Greene	8	0	0	8	0	1	17
	Jersey	19	87	0	32	0	1	139
	Macoupin	34	0	0	3	0	0	37
	Morgan	230	455	7	2	0	88	782
	Sangamon	194	6	0	88	0	0	288
	Scott	7	0	0	0	0	0	7
7th Circuit Total		**492**	**548**	**7**	**133**	**0**	**90**	**1,270**
8th	Adams	163	98	0	0	7	111	379
	Brown	3	7	0	3	0	0	13
	Calhoun	13	3	0	0	0	0	16
	Cass	29	78	0	18	0	0	125
	Mason	23	10	0	13	0	0	46
	Menard	59	5	0	67	0	0	131
	Pike	104	3	0	96	0	0	203
	Schuyler	8	9	0	4	0	0	21
8th Circuit Total		**402**	**213**	**0**	**201**	**7**	**111**	**934**
9th	Fulton	22	5	0	47	0	0	74
	Hancock	7	1	0	3	0	5	16
	Henderson	6	0	0	6	0	0	12
	Knox	93	4	0	1	0	0	98
	McDonough	9	1	0	8	0	0	18
	Warren	43	5	4	20	0	0	72
9th Circuit Total		**180**	**16**	**4**	**85**	**0**	**5**	**290**
10th	Marshall	16	0	0	63	0	0	79
	Peoria	374	0	0	168	0	0	542
	Putman	51	20	0	215	8	0	294
	Stark	25	7	2	137	0	0	171
	Tazwell	80	5	4	133	0	0	222
10th Circuit Total		**546**	**32**	**6**	**716**	**8**	**0**	**1,308**
11th	Ford	20	8	0	0	0	3	31
	Livingston	79	1	0	40	0	2	122
	Logan	44	10	38	46	0	0	138
	McLean	334	92	0	115	0	60	601
	Woodford	34	52	0	36	0	3	125
11th Circuit Total		**511**	**163**	**38**	**237**	**0**	**68**	**1,017**
12th	Will	153	9	0	101	6	0	269
12th Circuit Total		**153**	**9**	**0**	**101**	**6**	**0**	**269**
13th	Bureau	7	0	0	31	0	0	38
	Grundy	3	0	2	29	0	0	34
	La Salle	48	17	0	70	0	10	145
13th Circuit Total		**58**	**17**	**2**	**130**	**0**	**10**	**217**
14th	Henry	75	3	0	75	0	0	153
	Mercer	2	1	99	33	0	0	135
	Rock Island	293	15	1,275	0	0	76	1,659
	Whiteside	105	3	208	0	0	0	316
14th Circuit Total		**475**	**22**	**1,582**	**108**	**0**	**76**	**2,263**

Circuit	County	PSI	Abbr PSI	Pretrial Bond	Records Check	JDP	Other	Total
15th	Carroll	19	1	0	51	0	0	71
	Jo Daviess	26	0	0	7	0	0	33
	Lee	57	82	1	30	0	0	170
	Ogle	92	0	110	227	0	1	430
	Stephenson	147	17	10	68	0	122	364
15th Circuit Total		**343**	**100**	**121**	**383**	**0**	**123**	**1,070**
16th	De Kalb	48	50	1	87	0	2	188
	Kane	215	0	0	156	0	0	371
	Kendall	0	0	2	34	0	0	36
16th Circuit Total		**263**	**50**	**3**	**277**	**0**	**2**	**595**
17th	Boone	16	5	0	81	0	0	102
	Winnebago	216	119	4,134	290	0	0	4,759
17th Circuit Total		**232**	**124**	**4,134**	**371**	**0**	**0**	**4,861**
18th	Du Page	846	0	3	153	0	0	1,002
18th Circuit Total		**846**	**0**	**3**	**153**	**0**	**0**	**1,002**
19th	Lake	632	2	2,819	0	0	39	3,492
	McHenry	82	15	746	122	0	159	1,124
19th Circuit Total		**714**	**17**	**3,565**	**122**	**0**	**198**	**4,616**
20th	Monroe	5	3	0	3	0	0	11
	Perry	10	0	0	39	0	0	49
	Randolph	56	2	0	0	0	0	58
	St. Clair	366	0	0	1,084	0	32	1,482
	Washington	26	0	0	52	0	0	78
20th Circuit Total		**463**	**5**	**0**	**1,178**	**0**	**32**	**1,678**
21st	Iroquois	12	0	0	15	0	0	27
	Kankakee	78	0	0	27	0	0	105
21st Circuit Total		**90**	**0**	**0**	**42**	**0**	**0**	**132**
Downstate		**7,697**	**1,743**	**11,317**	**5,818**	**21**	**773**	**27,369**
Cook	Adult	3,583	2,084	0	0	0	0	5,667
	Social Service	1	1	0	0	0	0	2
	Pretrial Services	0	0	55,774	0	0	0	55,774
Cook County Total		**3,584**	**2,085**	**55,774**	**0**	**0**	**0**	**61,443**
State Total		**11,281**	**3,828**	**67,091**	**5,818**	**21**	**773**	**88,812**

Programs Ordered for New Adult Cases

(Calendar Year 1994)

Circuit	County	Alcohol Treatment	Drug Treatment	Alcohol & Drug Treatment	Mental Health Treatment	Sex Offender Treatment	Ordered To TASC	Total
1st	Alexander	0	0	0	1	3	1	5
	Jackson	267	41	43	74	1	24	450
	Johnson	6	0	1	0	0	0	7
	Massac	4	1	6	8	0	1	20
	Pope	1	0	0	0	0	0	1
	Pulaski	0	0	1	0	0	1	2
	Saline	21	4	20	22	2	2	71
	Union	9	0	1	6	3	12	31
	Williamson	29	5	8	15	0	5	62
1st Circuit Total		**337**	**51**	**80**	**126**	**9**	**46**	**649**
2nd	Crawford	2	0	3	3	0	1	9
	Edwards	21	3	4	8	0	1	37
	Franklin	40	3	7	11	3	2	66
	Gallatin	0	6	10	2	0	1	19
	Hamilton	2	0	2	1	0	0	5
	Hardin	1	1	6	0	0	1	9
	Jefferson	22	1	13	9	2	4	51
	Lawrence	4	0	5	3	2	0	14
	Richland	0	1	6	13	2	1	23
	Wabash	3	0	2	5	0	2	12
	Wayne	0	0	8	1	0	2	11
	White	4	4	6	3	2	0	19
2nd Circuit Total		**99**	**19**	**72**	**59**	**11**	**15**	**275**
3rd	Bond	7	0	39	2	2	1	51
	Madison	26	196	12	22	10	48	314
3rd Circuit Total		**33**	**196**	**51**	**24**	**12**	**49**	**365**
4th	Christian	10	2	40	11	0	0	63
	Clay	2	2	7	14	0	3	28
	Clinton	25	2	23	15	0	0	65
	Effingham	61	3	8	16	5	0	93
	Fayette	35	13	13	0	8	0	69
	Jasper	6	0	8	0	1	2	17
	Marion	2	1	131	18	1	15	168
	Montgomery	61	0	12	4	3	0	80
	Shelby	5	3	13	3	1	0	25
4th Circuit Total		**207**	**26**	**255**	**81**	**19**	**20**	**608**
5th	Clark	5	0	9	8	0	0	22
	Coles	32	7	85	154	6	4	288
	Cumberland	0	0	1	0	0	0	1
	Edgar	5	6	23	8	5	0	47
	Vermilion	13	10	22	10	9	2	66
5th Circuit Total		**55**	**23**	**140**	**180**	**20**	**6**	**424**
6th	Champaign	13	0	235	63	7	8	326
	De Witt	1	0	19	3	1	0	24
	Douglas	87	1	11	9	1	0	109
	Macon	7	6	12	4	3	26	58
	Moultrie	1	1	3	5	2	1	13
	Piatt	36	7	11	17	2	0	73
6th Circuit Total		**145**	**15**	**291**	**101**	**16**	**35**	**603**

Circuit	County	Alcohol Treatment	Drug Treatment	Alcohol & Drug Treatment	Mental Health Treatment	Sex Offender Treatment	Ordered To TASC	Total
7th	Greene	2	0	2	0	0	0	4
	Jersey	29	14	5	7	4	5	64
	Macoupin	51	1	23	8	1	0	84
	Morgan	7	2	10	8	4	10	41
	Sangamon	6	3	103	6	9	2	129
	Scott	0	0	0	0	0	0	0
7th Circuit Total		**95**	**20**	**143**	**29**	**18**	**17**	**322**
8th	Adams	33	4	87	148	2	7	281
	Brown	3	0	0	1	1	0	5
	Calhoun	1	6	0	0	0	0	7
	Cass	8	0	3	3	0	5	19
	Mason	8	0	7	22	2	2	41
	Menard	29	1	4	10	0	0	44
	Pike	0	0	0	0	0	1	1
	Schuyler	13	0	2	0	2	0	17
8th Circuit Total		**95**	**11**	**103**	**184**	**7**	**15**	**415**
9th	Fulton	0	1	15	10	4	1	31
	Hancock	0	0	0	0	0	2	2
	Henderson	0	0	0	0	2	0	2
	Knox	14	4	16	5	5	4	48
	McDonough	0	0	3	6	1	0	10
	Warren	10	0	13	5	1	0	29
9th Circuit Total		**24**	**5**	**47**	**26**	**13**	**7**	**122**
10th	Marshall	16	0	2	0	1	1	20
	Peoria	30	16	58	16	1	1	122
	Putman	10	0	2	4	1	18	35
	Stark	7	0	10	2	2	3	24
	Tazwell	26	7	23	11	5	10	82
10th Circuit Total		**89**	**23**	**95**	**33**	**10**	**33**	**283**
11th	Ford	20	5	8	11	3	0	47
	Livingston	6	3	2	2	1	0	14
	Logan	10	1	1	9	5	1	27
	McLean	81	16	62	43	7	0	209
	Woodford	47	30	9	19	2	3	110
llth Circuit Total		**164**	**55**	**82**	**84**	**18**	**4**	**407**
12th	Will	14	8	42	15	7	18	104
12th Circuit Total		**14**	**8**	**42**	**15**	**7**	**18**	**104**
13th	Bureau	11	0	1	6	0	1	19
	Grundy	4	1	0	5	0	1	11
	La Salle	13	5	37	20	3	0	78
13th Circuit Total		**28**	**6**	**38**	**31**	**3**	**2**	**108**
14th	Henry	85	52	60	20	2	7	226
	Mercer	3	5	2	4	0	0	14
	Rock Island	16	10	63	48	2	13	152
	Whiteside	23	8	78	26	13	3	151
14th Circuit Total		**127**	**75**	**203**	**98**	**17**	**23**	**543**

Circuit	County	Alcohol Treatment	Drug Treatment	Alcohol & Drug Treatment	Mental Health Treatment	Sex Offender Treatment	Ordered To TASC	Total
15th	Carroll	16	2	14	6	1	2	41
	Jo Daviess	5	1	2	6	0	0	14
	Lee	46	1	17	5	0	0	69
	Ogle	63	35	59	35	3	5	200
	Stephenson	9	24	37	27	1	5	103
15th Circuit Total		**139**	**63**	**129**	**79**	**5**	**12**	**427**
16th	De Kalb	15	16	23	9	3	2	68
	Kane	67	21	23	30	9	11	161
	Kendall	31	10	5	22	5	8	81
16th Circuit Total		**113**	**47**	**51**	**61**	**17**	**21**	**310**
17th	Boone	8	2	10	18	5	14	57
	Winnebago	42	5	108	14	15	941	1,125
17th Circuit Total		**50**	**7**	**118**	**32**	**20**	**955**	**1,182**
18th	Du Page	Did Not Report						
18th Circuit Total		**Did Not Report**						
19th	Lake	112	155	555	255	56	0	1,133
	McHenry	49	28	83	66	15	1	242
19th Circuit Total		**161**	**183**	**638**	**321**	**71**	**1**	**1,375**
20th	Monroe	7	1	4	1	1	2	16
	Perry	3	2	4	3	0	0	12
	Randolph	8	4	3	7	1	6	29
	St. Clair	180	19	38	13	1	43	294
	Washington	3	2	2	2	0	2	11
20th Circuit Total		**201**	**28**	**51**	**26**	**3**	**53**	**362**
21st	Iroquois	3	0	0	1	1	0	5
	Kankakee	0	2	1	2	0	7	12
21st Circuit Total		**3**	**2**	**1**	**3**	**1**	**7**	**17**
Downstate		**2,179**	**863**	**2,630**	**1,593**	**297**	**1,339**	**8,901**
Cook Adult		131	563	589	197	56	2,033	3,569
Social Service		4,080	60	40	268	20	0	4,468
Cook County Total		**4,211**	**623**	**629**	**465**	**76**	**2,033**	**8,037**
State Total		**6,390**	**1,486**	**3,259**	**2,058**	**373**	**3,372**	**16,938**

IPS Program

Adult Caseloads as of 12/31/94

Circuit	County	End of Year Caseload
6th	Champaign	59
6th	Champaign Juvenile	15
Cook	Cook Adult	615
Cook	Cook Juvenile	104
18th	DuPage Juvenile	20
1st	First Circuit	23
2nd	Franklin/Hamilton/ Jefferson	19
1st	Jackson	4
16th	Kane	44
22nd	Kankakee	18
19th	Lake	80
6th	Macon	45
3rd	Madison	108
4th	Marion	10
19th	McHenry	22
11th	McLean	30
10th	Peoria	34
20th	St. Clair Adult	52
20th	St. Clair Juvenile	23
10th	Tazewell	19
5th	Vermilion	16
12th	Will Adult	8
12th	Will Juvenile	13
Statewide Total		1,381

Specialized DUI Program

Caseloads as of 12/31/94

Circuit	County	Maximum	Aftercare	Total
1st	Saline	31	10	41
	Williamson	21	31	52
3rd	Madison	98	136	234
4th	Marion	39	13	52
5th	Vermilion	76	64	140
7th	Morgan	22	7	29
8th	Adams	23	29	52
10th	Tazwell	41	75	116
11th	McLean	48	19	67
12th	Will	14	22	36
14th	Henry	36	24	60
	Rock Island	61	39	100
	Whiteside	43	28	71
16th	Kane	17	19	36
18th	Du Page	167	104	271
19th	Lake	179	205	384
	McHenry	35	0	35
20th	St. Clair	32	19	51
Downstate		**983**	**844**	**1,827**
Cook Social Service		1,605	489	2,094
Statewide Total		**2,588**	**1,333**	**3,921**

Active Juvenile Caseload Report

(As of December 31, 1994)

Circuit	County	Probation	Supervision	Cont Under Superv.	Informal	Other	Total	Active Admin.
1st	Alexander	27	1	0	5	0	33	6
	Jackson	57	52	0	21	8	138	0
	Johnson	14	0	0	1	0	15	3
	Massac	23	0	0	0	0	23	5
	Pope	2	0	2	0	0	4	2
	Pulaski	14	3	0	0	0	17	9
	Saline	10	0	20	10	0	40	4
	Union	6	2	0	0	0	8	20
	Williamson	25	0	31	39	0	95	10
1st Circuit Total		**178**	**58**	**53**	**76**	**8**	**373**	**59**
2nd	Crawford	17	5	1	0	0	23	0
	Edwards	3	2	7	0	0	12	0
	Franklin	19	3	2	22	0	46	1
	Gallatin	1	0	0	0	0	1	0
	Hamilton	7	0	5	0	0	12	2
	Hardin	6	0	2	0	0	8	0
	Jefferson	40	4	1	45	0	90	8
	Lawrence	8	8	7	1	0	24	4
	Richland	13	19	0	38	0	70	5
	Wabash	12	0	0	0	0	12	6
	Wayne	10	0	4	0	0	14	11
	White	23	1	0	0	0	24	3
2nd Circuit Total		**159**	**42**	**29**	**106**	**0**	**336**	**40**
3rd	Bond	11	0	22	12	0	45	1
	Madison	102	1	144	125	0	372	38
3rd Circuit Total		**113**	**1**	**166**	**137**	**0**	**417**	**39**
4th	Christian	50	0	45	0	0	95	3
	Clay	15	0	18	1	0	34	4
	Clinton	28	0	20	0	0	48	105
	Effingham	52	0	19	0	0	71	2
	Fayette	13	0	12	1	0	26	27
	Jasper	12	0	15	0	0	27	7
	Marion	82	3	26	32	1	144	31
	Montgomery	13	2	3	0	2	20	2
	Shelby	11	4	0	0	0	15	6
4th Circuit Total		**276**	**9**	**158**	**34**	**3**	**480**	**187**
5th	Clark	17	1	4	0	0	22	4
	Coles	77	1	43	0	0	121	24
	Cumberland	4	0	1	0	0	5	0
	Edgar	52	3	0	0	0	55	9
	Vermilion	141	0	84	0	0	225	33
5th Circuit Total		**291**	**5**	**132**	**0**	**0**	**428**	**70**
6th	Champaign	221	0	27	47	9	304	25
	De Witt	18	16	0	5	0	39	10
	Douglas	20	0	18	0	0	38	4
	Macon	133	0	83	45	0	261	51
	Moultrie	30	0	7	0	0	37	14
	Piatt	13	1	0	0	0	14	0
6th Circuit Total		**435**	**17**	**135**	**97**	**9**	**693**	**104**

Circuit	County	Probation	Supervision	Cont Under Superv.	Informal	Other	Total	Active Admin.
7th	Greene	6	1	9	0	0	16	0
	Jersey	7	0	32	0	0	39	0
	Macoupin	49	14	68	0	0	131	7
	Morgan	25	0	5	73	3	106	0
	Sangamon	133	0	19	36	0	188	8
	Scott	4	0	0	0	0	4	0
7th Circuit Total		**224**	**15**	**133**	**109**	**3**	**484**	**15**
8th	Adams	77	0	33	18	0	128	9
	Brown	5	1	1	0	0	7	1
	Calhoun	4	0	13	1	0	18	0
	Cass	18	13	0	6	0	37	2
	Mason	26	1	13	3	0	43	15
	Menard	13	0	14	5	0	32	8
	Pike	43	6	8	5	0	62	15
	Schuyler	0	0	0	0	0	0	0
8th Circuit Total		**186**	**21**	**82**	**38**	**0**	**327**	**50**
9th	Fulton	32	0	20	39	0	91	15
	Hancock	13	0	14	19	0	46	1
	Henderson	9	0	3	0	0	12	0
	Knox	54	0	2	34	0	90	7
	McDonough	13	0	10	32	0	55	1
	Warren	27	0	19	10	0	56	8
9th Circuit Total		**148**	**0**	**68**	**134**	**0**	**350**	**32**
10th	Marshall	7	12	1	0	0	20	0
	Peoria	244	0	123	121	17	505	43
	Putman	14	6	3	14	0	37	0
	Stark	9	8	18	2	0	37	44
	Tazwell	73	0	76	9	2	160	7
10th Circuit Total		**347**	**26**	**221**	**146**	**19**	**759**	**94**
11th	Ford	14	6	0	7	0	27	10
	Livingston	77	3	11	42	0	133	132
	Logan	39	1	30	4	0	74	10
	McLean	132	2	32	27	0	193	9
	Woodford	41	0	5	2	0	48	73
11th Circuit Total		**303**	**12**	**78**	**82**	**0**	**475**	**234**
12th	Will	232	0	173	46	0	451	14
12th Circuit Total		**232**	**0**	**173**	**46**	**0**	**451**	**14**
13th	Bureau	17	0	34	0	0	51	10
	Grundy	22	0	11	4	0	37	1
	La Salle	82	0	66	21	0	169	27
13th Circuit Total		**121**	**0**	**111**	**25**	**0**	**257**	**38**
14th	Henry	46	3	12	16	0	77	12
	Mercer	9	0	15	2	0	26	1
	Rock Island	90	2	22	36	0	150	4
	Whiteside	120	0	4	0	0	124	24
14th Circuit Total		**265**	**5**	**53**	**54**	**0**	**377**	**41**

Circuit	County	Probation	Supervision	Cont Under Superv.	Informal	Other	Total	Active Admin.
15th	Carroll	14	0	13	0	0	27	3
	Jo Daviess	4	1	15	17	0	37	2
	Lee	33	0	56	32	0	121	6
	Ogle	58	2	44	13	0	117	8
	Stephenson	54	0	33	1	1	89	25
15th Circuit Total		**163**	**3**	**161**	**63**	**1**	**391**	**44**
16th	De Kalb	102	0	49	0	0	151	23
	Kane	249	0	86	31	0	366	51
	Kendall	36	3	20	10	0	69	3
16th Circuit Total		**387**	**3**	**155**	**41**	**0**	**586**	**57**
17th	Boone	46	0	8	0	0	54	3
	Winnebago	339	0	5	0	0	344	32
17th Circuit Total		**385**	**0**	**13**	**0**	**0**	**398**	**35**
18th	Du Page	326	18	184	0	22	550	36
18th Circuit Total		**326**	**18**	**184**	**0**	**22**	**550**	**36**
19th	Lake	265	1	83	0	3	352	10
	McHenry	78	0	61	92	0	231	9
19th Circuit Total		**343**	**1**	**144**	**92**	**3**	**583**	**19**
20th	Monroe	11	1	0	0	0	12	8
	Perry	5	0	5	0	0	10	7
	Randolph	31	1	0	0	0	32	8
	St. Clair	151	0	80	1	0	232	50
	Washington	5	0	5	0	0	10	7
20th Circuit Total		**203**	**2**	**90**	**1**	**0**	**296**	**80**
21st	Iroquois	53	8	1	29	0	91	9
	Kankakee	111	17	35	31	0	194	7
21st Circuit Total		**164**	**25**	**36**	**60**	**0**	**285**	**16**
Downstate		**5,249**	**263**	**2,375**	**1,341**	**68**	**9,296**	**1,304**
Cook Juvenile		4,312	930	63	0	1,430	6,735	3,306
Cook County Total		**4,312**	**930**	**63**	**0**	**1,430**	**6,735**	**3,306**
State Total		**9,561**	**1,193**	**2,438**	**1,341**	**1,498**	**16,031**	**4,610**

Juvenile Investigation Report

(Calendar Year 1994)

Circuit	County	Social Histories	Adoption Investigation	Contested Custody	Supplemental Social History	Intake Screening	Other Investigation	Total
1st	Alexander	11	0	0	1	165	0	177
	Jackson	22	0	0	0	0	0	22
	Johnson	2	0	0	0	0	0	2
	Massac	17	0	0	1	0	0	18
	Pope	2	0	0	0	0	0	2
	Pulaski	3	0	0	1	0	0	4
	Saline	3	0	0	0	0	0	3
	Union	1	0	0	0	0	0	1
	Williamson	47	0	0	19	93	10	169
1st Circuit Total		**108**	**0**	**0**	**22**	**258**	**10**	**398**
2nd	Crawford	5	5	0	0	0	0	10
	Edwards	2	0	0	1	0	0	3
	Franklin	8	0	0	0	41	52	101
	Gallatin	4	0	0	0	0	0	4
	Hamilton	2	0	0	0	0	0	2
	Hardin	9	0	0	6	1	0	16
	Jefferson	27	0	0	2	54	17	100
	Lawrence	9	0	0	0	0	0	9
	Richland	17	0	0	0	0	0	17
	Wabash	9	0	0	0	0	0	9
	Wayne	6	0	0	0	0	7	13
	White	1	0	0	0	1	0	2
2nd Circuit Total		**99**	**5**	**0**	**9**	**97**	**76**	**286**
3rd	Bond	0	0	0	0	0	0	0
	Madison	19	0	0	0	475	162	656
3rd Circuit Total		**19**	**0**	**0**	**0**	**475**	**162**	**656**
4th	Christian	7	0	2	2	0	0	11
	Clay	5	0	0	1	0	0	6
	Clinton	11	0	0	0	0	0	11
	Effingham	15	3	0	1	10	0	29
	Fayette	9	1	2	0	36	2	50
	Jasper	4	0	0	0	0	2	6
	Marion	16	0	0	0	0	1	17
	Montgomery	14	0	0	2	7	0	23
	Shelby	1	0	0	0	0	0	1
4th Circuit Total		**82**	**4**	**4**	**6**	**53**	**5**	**154**
5th	Clark	3	0	0	0	0	0	3
	Coles	9	0	0	0	0	1	10
	Cumberland	1	0	0	0	0	0	1
	Edgar	3	0	0	0	0	0	3
	Vermilion	99	1	1	0	0	2	103
5th Circuit Total		**115**	**1**	**1**	**0**	**0**	**3**	**120**
6th	Champaign	46	0	0	45	0	747	838
	De Witt	2	0	1	0	0	5	8
	Douglas	15	0	0	0	0	2	17
	Macon	70	21	1	16	0	82	190
	Moultrie	9	0	0	3	0	0	12
	Piatt	2	0	0	0	0	1	3
6th Circuit Total		**144**	**21**	**2**	**64**	**0**	**837**	**1,068**

Circuit	County	Social Histories	Adoption Investigation	Contested Custody	Supplemental Social History	Intake Screening	Other Investigation	Total
7th	Greene	1	0	0	0	0	0	1
	Jersey	7	0	0	0	84	0	91
	Macoupin	19	0	7	4	0	0	30
	Morgan	24	0	0	8	467	0	499
	Sangamon	129	0	0	34	2,008	1,004	3,175
	Scott	2	0	0	0	0	0	2
7th Circuit Total		**182**	**0**	**7**	**46**	**2,559**	**1,004**	**3,798**
8th	Adams	61	0	0	53	0	0	114
	Brown	0	0	0	0	0	0	0
	Calhoun	2	0	0	0	0	0	2
	Cass	29	0	0	3	17	0	49
	Mason	16	0	0	0	0	1	17
	Menard	14	0	0	0	0	0	14
	Pike	2	0	0	4	0	0	6
	Schuyler	4	0	0	1	0	0	5
8th Circuit Total		**128**	**0**	**0**	**61**	**17**	**1**	**207**
9th	Fulton	1	0	0	1	187	0	189
	Hancock	0	0	0	0	90	0	90
	Henderson	2	0	0	1	27	1	31
	Knox	24	0	0	4	69	0	97
	McDonough	6	0	0	0	135	14	155
	Warren	10	0	0	4	365	2	381
9th Circuit Total		**43**	**0**	**0**	**10**	**873**	**17**	**943**
10th	Marshall	4	2	10	0	0	0	16
	Peoria	208	2	0	87	0	22	319
	Putman	21	8	5	2	23	0	59
	Stark	24	0	1	5	11	4	45
	Tazwell	37	1	2	1	0	209	250
10th Circuit Total		**294**	**13**	**18**	**95**	**34**	**235**	**689**
11th	Ford	4	0	0	1	0	0	5
	Livingston	68	0	0	11	726	0	805
	Logan	3	1	0	1	0	0	5
	McLean	199	3	0	19	1,210	0	1,431
	Woodford	27	0	1	8	118	8	162
llth Circuit Total		**301**	**4**	**1**	**40**	**2,054**	**8**	**2,408**
12th	Will	49	0	1	4	358	0	412
12th Circuit Total		**49**	**0**	**1**	**4**	**358**	**0**	**412**
13th	Bureau	7	2	0	0	65	19	93
	Grundy	2	1	2	0	62	20	87
	La Salle	25	3	0	6	199	3	236
13th Circuit Total		**34**	**6**	**2**	**6**	**326**	**42**	**416**
14th	Henry	16	0	0	14	216	1	247
	Mercer	3	0	0	2	0	16	21
	Rock Island	109	1	0	0	318	128	556
	Whiteside	22	0	1	1	421	0	445
14th Circuit Total		**151**	**1**	**1**	**17**	**955**	**145**	**1,270**

Circuit	County	Social Histories	Adoption Investigation	Contested Custody	Supplemental Social History	Intake Screening	Other Investigation	Total
15th	Carroll	6	0	0	3	0	0	9
	Jo Daviess	5	0	0	0	3	0	8
	Lee	10	0	0	3	0	0	13
	Ogle	51	0	0	25	0	134	210
	Stephenson	50	0	2	6	2	43	103
15th Circuit Total		**121**	**0**	**2**	**37**	**5**	**177**	**342**
16th	De Kalb	68	0	0	15	107	296	486
	Kane	214	0	0	399	142	715	1,470
	Kendall	0	0	0	0	96	0	96
16th Circuit Total		**282**	**0**	**0**	**414**	**345**	**1,011**	**2,052**
17th	Boone	12	0	0	0	0	0	12
	Winnebago	351	4	1	126	1,064	149	1,695
17th Circuit Total		**363**	**4**	**1**	**126**	**1,064**	**149**	**1,707**
18th	Du Page	617	75	0	93	21	0	806
18th Circuit Total		**617**	**75**	**0**	**93**	**21**	**0**	**806**
19th	Lake	314	24	0	160	0	0	498
	McHenry	121	7	0	0	304	33	465
19th Circuit Total		**435**	**31**	**0**	**160**	**304**	**33**	**963**
20th	Monroe	4	1	0	1	0	0	6
	Perry	3	0	0	1	0	2	6
	Randolph	13	0	0	2	0	0	15
	St. Clair	65	0	0	14	0	4	83
	Washington	3	0	0	0	0	8	11
20th Circuit Total		**88**	**1**	**0**	**18**	**0**	**14**	**121**
21st	Iroquois	9	0	0	1	181	3	194
	Kankakee	18	0	0	1	283	292	594
21st Circuit Total		**27**	**0**	**0**	**2**	**464**	**295**	**788**
Downstate		**3,682**	**166**	**40**	**1,230**	**10,262**	**4,224**	**19,599**
Cook Juvenile		5,035	0	0	1,145	0	0	6,180
Cook County Total		**5,035**	**0**	**0**	**1,145**	**0**	**0**	**6,180**
State Total		**8,717**	**166**	**40**	**2,375**	**10,262**	**4,224**	**25,784**

Juvenile Court Activity

Petitions Filed, Continued Under Supervision, Adjudications and Criminal Prosecutions

(Calendar Year 1994)

Circuit	County	Petitions Filed						
		Delinquency	Addictions	MRAI	Truancy	Neglect/ Abuse	Dependent	Total
1st	Alexander	36	0	2	0	10	1	49
	Jackson	108	0	0	0	18	3	129
	Johnson	66	0	0	0	8	0	74
	Massac	54	0	0	0	6	0	60
	Pope	6	0	0	0	6	1	13
	Pulaski	24	0	0	0	3	2	29
	Saline	70	0	0	0	35	10	115
	Union	40	0	0	0	10	4	54
	Williamson	82	0	9	4	52	5	152
1st Circuit Total		**486**	**0**	**11**	**4**	**148**	**26**	**675**
2nd	Crawford	42	0	2	2	5	2	53
	Edwards	14	0	2	2	1	0	19
	Franklin	32	0	1	2	6	3	44
	Gallatin	8	0	0	0	3	0	11
	Hamilton	4	0	0	1	0	0	5
	Hardin	22	0	0	0	6	0	28
	Jefferson	55	0	0	0	16	1	72
	Lawrence	32	0	1	0	9	1	43
	Richland	49	0	4	1	11	5	70
	Wabash	80	0	1	0	6	0	87
	Wayne	30	0	0	0	2	0	32
	White	47	0	2	0	2	0	51
2nd Circuit Total		**415**	**0**	**13**	**8**	**67**	**12**	**515**
3rd	Bond	29	0	0	2	5	0	36
	Madison	640	0	5	4	347	14	1,010
3rd Circuit Total		**669**	**0**	**5**	**6**	**352**	**14**	**1,046**
4th	Christian	83	0	0	1	41	3	128
	Clay	28	0	2	0	1	0	31
	Clinton	156	0	0	0	7	0	163
	Effingham	120	0	1	2	2	2	127
	Fayette	74	0	1	5	6	1	87
	Jasper	23	0	3	0	4	0	30
	Marion	107	0	1	0	80	2	190
	Montgomery	74	0	1	0	9	0	84
	Shelby	52	0	0	1	11	3	67
4th Circuit Total		**717**	**0**	**9**	**9**	**161**	**11**	**907**
5th	Clark	24	0	0	0	2	2	28
	Coles	0	0	0	0	0	0	0
	Cumberland	0	0	0	0	0	0	0
	Edgar	0	0	0	0	0	0	0
	Vermilion	294	0	6	0	98	27	425
5th Circuit Total		**318**	**0**	**6**	**0**	**100**	**29**	**453**
6th	Champaign	246	0	4	35	115	12	412
	De Witt	79	0	0	0	6	1	86
	Douglas	23	0	0	0	1	3	27
	Macon	402	0	0	39	137	17	595
	Moultrie	6	0	0	0	2	0	8
	Piatt	0	0	0	0	0	0	0
6th Circuit Total		**756**	**0**	**4**	**74**	**261**	**33**	**1,128**

Circuit	County	Petitions Filed						
		Delinquency	Addictions	MRAI	Truancy	Neglect/ Abuse	Dependent	Total
7th	Greene	14	0	0	0	8	7	29
	Jersey	39	0	1	0	0	0	40
	Macoupin	97	1	6	0	24	0	128
	Morgan	55	0	0	0	0	0	55
	Sangamon	157	0	0	0	0	0	157
	Scott	3	0	0	0	0	3	6
7th Circuit Total		**365**	**1**	**7**	**0**	**32**	**10**	**415**
8th	Adams	58	0	6	4	92	1	161
	Brown	11	0	0	0	6	0	17
	Calhoun	5	0	0	0	1	0	6
	Cass	75	0	2	2	0	2	81
	Mason	56	0	0	0	20	0	76
	Menard	35	0	0	1	3	0	39
	Pike	18	0	0	0	0	0	18
	Schuyler	12	0	0	1	4	0	17
8th Circuit Total		**270**	**0**	**8**	**8**	**126**	**3**	**415**
9th	Fulton	82	0	1	6	7	1	97
	Hancock	28	0	0	0	0	0	28
	Henderson	10	0	0	0	0	0	10
	Knox	51	0	0	1	25	4	81
	McDonough	25	0	0	0	0	0	25
	Warren	102	0	2	1	18	0	123
9th Circuit Total		**298**	**0**	**3**	**8**	**50**	**5**	**364**
10th	Marshall	41	0	2	0	11	0	54
	Peoria	419	0	1	7	191	7	625
	Putman	29	0	0	2	2	0	33
	Stark	25	0	0	0	0	0	25
	Tazwell	209	0	0	0	0	0	209
10th Circuit Total		**723**	**0**	**3**	**9**	**204**	**7**	**946**
11th	Ford	2	0	0	0	0	0	2
	Livingston	93	0	8	3	40	6	150
	Logan	79	0	1	1	40	4	125
	McLean	174	0	4	2	70	21	271
	Woodford	57	0	0	0	8	1	66
llth Circuit Total		**405**	**0**	**13**	**6**	**158**	**32**	**614**
12th	Will	575	0	9	24	162	6	776
12th Circuit Total		**575**	**0**	**9**	**24**	**162**	**6**	**776**
13th	Bureau	152	0	0	3	17	1	173
	Grundy	77	0	0	4	11	0	92
	La Salle	208	2	6	25	49	4	294
13th Circuit Total		**437**	**2**	**6**	**32**	**77**	**5**	**559**
14th	Henry	45	0	2	4	17	5	73
	Mercer	16	0	0	1	4	0	21
	Rock Island	120	2	5	0	1	0	128
	Whiteside	112	0	4	9	48	0	173
14th Circuit Total		**293**	**2**	**11**	**14**	**70**	**5**	**395**

Circuit	County	Petitions Filed						
		Delinquency	Addictions	MRAI	Truancy	Neglect/ Abuse	Dependent	Total
15th	Carroll	41	0	0	0	27	3	71
	Jo Daviess	45	0	0	0	2	0	47
	Lee	78	0	1	9	29	19	136
	Ogle	109	0	5	9	23	1	147
	Stephenson	146	0	0	0	85	0	231
15th Circuit Total		**419**	**0**	**6**	**18**	**166**	**23**	**632**
16th	De Kalb	215	0	0	10	66	17	308
	Kane	313	41	0	0	0	0	354
	Kendall	66	0	2	5	18	10	101
16th Circuit Total		**594**	**41**	**2**	**15**	**84**	**27**	**763**
17th	Boone	52	0	0	0	0	0	52
	Winnebago	498	0	0	0	0	0	498
17th Circuit Total		**550**	**0**	**0**	**0**	**0**	**0**	**550**
18th	Du Page	Did not Report						
18th Circuit Total		**Did not Report**						
19th	Lake	589	0	2	5	332	24	952
	McHenry	238	0	4	13	88	1	344
19th Circuit Total		**827**	**0**	**6**	**18**	**420**	**25**	**1,296**
20th	Monroe	48	0	0	0	3	0	51
	Perry	14	0	0	0	0	0	14
	Randolph	47	0	0	0	14	0	61
	St. Clair	554	1	1	50	188	22	816
	Washington	41	0	0	0	0	0	41
20th Circuit Total		**704**	**1**	**1**	**50**	**205**	**22**	**983**
21st	Iroquois	84	0	3	0	8	11	106
	Kankakee	178	0	4	10	82	4	278
21st Circuit Total		**262**	**0**	**7**	**10**	**90**	**15**	**384**
Downstate		**10,083**	**47**	**130**	**313**	**2,933**	**310**	**13,816**
Cook Juvenile		21,078	0	18	667	9,171	0	30,934
Cook County Total		**21,078**	**0**	**18**	**667**	**9,171**	**0**	**30,934**
State Total		**31,161**	**47**	**148**	**980**	**12,104**	**310**	**44,750**

Juvenile Cases Continued Under Supervision

(Calendar Year 1994)

Circuit	County	Continued Under Supervision				
		Delinquency	Addiction	MRAI	Truancy	Total
1st	Alexander	2	0	0	0	2
	Jackson	16	0	0	0	16
	Johnson	3	0	0	0	3
	Massac	0	0	0	0	0
	Pope	3	0	0	0	3
	Pulaski	4	0	0	0	4
	Saline	34	0	0	0	34
	Union	0	0	0	0	0
	Williamson	29	0	0	0	29
1st Circuit Total		**91**	**0**	**0**	**0**	**91**
2nd	Crawford	4	0	0	0	4
	Edwards	14	0	0	1	15
	Franklin	8	0	0	1	9
	Gallatin	3	0	0	0	3
	Hamilton	5	0	0	0	5
	Hardin	2	0	0	0	2
	Jefferson	0	0	0	0	0
	Lawrence	10	0	0	0	10
	Richland	0	0	0	0	0
	Wabash	37	0	0	0	37
	Wayne	7	0	0	0	7
	White	7	0	0	0	7
2nd Circuit Total		**97**	**0**	**0**	**2**	**99**
3rd	Bond	30	0	0	0	30
	Madison	249	0	0	2	251
3rd Circuit Total		**279**	**0**	**0**	**2**	**281**
4th	Christian	9	0	0	0	9
	Clay	13	0	0	0	13
	Clinton	17	0	0	0	17
	Effingham	62	0	0	1	63
	Fayette	25	3	0	2	30
	Jasper	14	0	0	0	14
	Marion	1	0	0	0	1
	Montgomery	24	0	0	0	24
	Shelby	22	0	0	0	22
4th Circuit Total		**187**	**3**	**0**	**3**	**193**
5th	Clark	7	0	0	0	7
	Coles	9	0	0	0	9
	Cumberland	1	0	0	0	1
	Edgar	0	0	0	0	0
	Vermilion	63	0	0	0	63
5th Circuit Total		**80**	**0**	**0**	**0**	**80**
6th	Champaign	33	0	0	0	33
	De Witt	9	0	0	0	9
	Douglas	16	0	0	0	16
	Macon	123	0	0	0	123
	Moultrie	4	0	0	0	4
	Piatt	0	0	0	0	0
6th Circuit Total		**185**	**0**	**0**	**0**	**185**

Circuit	County	Continued Under Supervision				
		Delinquency	Addiction	MRAI	Truancy	Total
7th	Greene	6	0	0	0	6
	Jersey	31	0	1	0	32
	Macoupin	74	0	0	0	74
	Morgan	0	0	0	0	0
	Sangamon	20	0	0	0	20
	Scott	0	0	0	0	0
7th Circuit Total		**131**	**0**	**1**	**0**	**132**
8th	Adams	14	0	5	2	21
	Brown	2	0	0	1	3
	Calhoun	5	0	0	0	5
	Cass	18	0	1	0	19
	Mason	0	0	0	0	0
	Menard	10	0	0	0	10
	Pike	0	0	0	0	0
	Schuyler	1	0	0	1	2
8th Circuit Total		**49**	**0**	**6**	**4**	**59**
9th	Fulton	19	0	0	0	19
	Hancock	17	0	0	0	17
	Henderson	2	0	0	0	2
	Knox	1	0	0	0	1
	McDonough	15	0	0	0	15
	Warren	27	0	0	0	27
9th Circuit Total		**81**	**0**	**0**	**0**	**81**
10th	Marshall	12	0	0	0	12
	Peoria	25	0	0	0	25
	Putman	6	0	0	0	6
	Stark	10	0	0	0	10
	Tazwell	118	0	0	0	118
10th Circuit Total		**172**	**0**	**0**	**0**	**172**
11th	Ford	0	0	0	0	0
	Livingston	17	0	1	0	18
	Logan	30	0	0	0	30
	McLean	34	0	0	0	34
	Woodford	4	0	0	0	4
11th Circuit Total		**85**	**0**	**1**	**0**	**86**
12th	Will	171	0	0	0	171
12th Circuit Total		**171**	**0**	**0**	**0**	**171**
13th	Bureau	59	0	0	0	59
	Grundy	20	0	0	0	20
	La Salle	101	0	0	0	101
13th Circuit Total		**180**	**0**	**0**	**0**	**180**
14th	Henry	13	0	0	0	13
	Mercer	0	0	0	0	0
	Rock Island	24	0	1	0	25
	Whiteside	1	0	0	0	1
14th Circuit Total		**38**	**0**	**1**	**0**	**39**

Circuit	County	Continued Under Supervision				
		Delinquency	Addiction	MRAI	Truancy	Total
15th	Carroll	15	0	0	0	15
	Jo Daviess	2	0	0	0	2
	Lee	47	0	0	2	49
	Ogle	52	0	1	8	61
	Stephenson	33	0	0	0	33
15th Circuit Total		**149**	**0**	**1**	**10**	**160**
16th	De Kalb	55	0	1	5	61
	Kane	53	8	0	0	61
	Kendall	19	0	1	0	20
16th Circuit Total		**127**	**8**	**2**	**5**	**142**
17th	Boone	2	0	0	0	2
	Winnebago	72	0	0	0	72
17th Circuit Total		**74**	**0**	**0**	**0**	**74**
18th	Du Page	Did not Report				
18th Circuit Total		**Did not Report**				
19th	Lake	128	0	0	0	128
	McHenry	75	0	0	2	77
19th Circuit Total		**203**	**0**	**0**	**2**	**205**
20th	Monroe	18	0	0	0	18
	Perry	11	0	0	0	11
	Randolph	0	0	0	0	0
	St. Clair	90	0	0	0	90
	Washington	6	0	0	1	7
20th Circuit Total		**125**	**0**	**0**	**1**	**126**
21st	Iroquois	14	0	0	0	14
	Kankakee	25	0	0	0	25
21st Circuit Total		**39**	**0**	**0**	**0**	**39**
Downstate		**2,543**	**11**	**12**	**29**	**2,595**
Cook Juvenile		70	0	0	0	70
Cook County Total		**70**	**0**	**0**	**0**	**70**
State Total		**2,613**	**11**	**12**	**29**	**2,665**

Juvenile Adjudications and Criminal Prosecutions

(Calendar Year 1994)

Circuit	County	Adjudications					Criminal Prosecutions		
		Delinquency	Addiction	MRAI	Truancy	Total	Automatic	Discretion	Total
1st	Alexander	31	0	0	0	31	0	0	0
	Jackson	61	0	0	0	61	8	0	8
	Johnson	4	0	0	0	4	0	0	0
	Massac	13	0	0	0	13	0	0	0
	Pope	11	0	0	0	11	0	0	0
	Pulaski	5	0	0	0	5	0	0	0
	Saline	10	0	0	0	10	0	0	0
	Union	3	0	0	0	3	0	0	0
	Williamson	16	0	5	1	22	0	0	0
1st Circuit Total		**154**	**0**	**5**	**1**	**160**	**8**	**0**	**8**
2nd	Crawford	23	0	0	0	23	0	0	0
	Edwards	6	0	0	0	6	0	0	0
	Franklin	17	0	0	0	17	0	0	0
	Gallatin	1	0	0	0	1	0	0	0
	Hamilton	1	0	0	0	1	0	0	0
	Hardin	13	0	0	0	13	0	0	0
	Jefferson	27	0	0	0	27	0	0	0
	Lawrence	10	0	0	0	10	0	0	0
	Richland	3	0	0	0	3	1	0	1
	Wabash	39	0	0	0	39	0	0	0
	Wayne	6	0	0	0	6	0	0	0
	White	15	0	0	0	15	0	0	0
2nd Circuit Total		**161**	**0**	**0**	**0**	**161**	**1**	**0**	**1**
3rd	Bond	11	0	0	0	11	1	2	3
	Madison	165	0	0	0	165	2	2	4
3rd Circuit Total		**176**	**0**	**0**	**0**	**176**	**3**	**4**	**7**
4th	Christian	29	0	0	0	29	0	0	0
	Clay	6	0	0	0	6	0	0	0
	Clinton	1	0	0	0	1	0	0	0
	Effingham	36	0	0	4	40	0	0	0
	Fayette	8	0	0	0	8	0	0	0
	Jasper	3	0	0	0	3	0	0	0
	Marion	18	0	1	0	19	0	0	0
	Montgomery	31	0	1	1	33	0	0	0
	Shelby	11	0	0	0	11	0	0	0
4th Circuit Total		**143**	**0**	**2**	**5**	**150**	**0**	**0**	**0**
5th	Clark	14	0	0	0	14	0	0	0
	Coles	0	0	0	0	0	0	0	0
	Cumberland	0	0	0	0	0	0	0	0
	Edgar	0	0	0	0	0	0	0	0
	Vermilion	155	0	0	0	155	3	2	5
5th Circuit Total		**169**	**0**	**0**	**0**	**169**	**3**	**2**	**5**
6th	Champaign	195	0	0	0	195	10	2	12
	De Witt	9	0	0	0	9	0	1	1
	Douglas	24	0	0	0	24	0	0	0
	Macon	183	0	0	0	183	2	0	2
	Moultrie	1	0	0	0	1	0	0	0
	Piatt	0	0	0	0	0	0	0	0
6th Circuit Total		**412**	**0**	**0**	**0**	**412**	**12**	**3**	**15**

Circuit	County	Adjudications					Criminal Prosecutions		
		Delinquency	Addiction	MRAI	Truancy	Total	Automatic	Discretion	Total
7th	Greene	0	0	0	0	0	0	0	0
	Jersey	6	0	1	0	7	0	0	0
	Macoupin	42	0	0	0	42	0	0	0
	Morgan	9	0	0	0	9	0	0	0
	Sangamon	102	0	0	0	102	3	1	4
	Scott	1	0	0	0	1	0	0	0
7th Circuit Total		**160**	**0**	**1**	**0**	**161**	**3**	**1**	**4**
8th	Adams	38	0	0	2	40	0	1	1
	Brown	3	0	0	1	4	0	0	0
	Calhoun	0	0	0	0	0	0	0	0
	Cass	35	0	1	3	39	0	0	0
	Mason	0	0	0	0	0	0	0	0
	Menard	28	0	0	0	28	0	0	0
	Pike	0	0	0	0	0	0	0	0
	Schuyler	5	0	0	0	5	0	0	0
8th Circuit Total		**106**	**0**	**1**	**6**	**113**	**0**	**1**	**1**
9th	Fulton	32	0	0	0	32	0	0	0
	Hancock	18	0	0	0	18	0	0	0
	Henderson	11	0	0	0	11	0	0	0
	Knox	38	0	0	0	38	0	0	0
	McDonough	21	0	0	0	21	0	0	0
	Warren	26	0	0	0	26	1	0	1
9th Circuit Total		**146**	**0**	**0**	**0**	**146**	**1**	**0**	**1**
10th	Marshall	4	0	0	0	4	0	3	3
	Peoria	96	0	0	0	96	0	0	0
	Putman	20	0	0	2	22	1	21	22
	Stark	5	0	0	0	5	4	3	7
	Tazwell	79	0	0	0	79	5	1	6
10th Circuit Total		**207**	**0**	**0**	**2**	**209**	**10**	**28**	**38**
11th	Ford	9	0	0	0	9	0	0	0
	Livingston	73	0	5	1	79	0	0	0
	Logan	29	0	1	0	30	0	0	0
	McLean	95	0	0	0	95	2	1	3
	Woodford	16	0	0	0	16	0	0	0
llth Circuit Total		**222**	**0**	**6**	**1**	**229**	**2**	**1**	**3**
12th	Will	311	0	0	0	311	4	2	6
12th Circuit Total		**311**	**0**	**0**	**0**	**311**	**4**	**2**	**6**
13th	Bureau	26	0	0	0	26	0	0	0
	Grundy	26	0	0	0	26	0	0	0
	La Salle	72	1	0	0	73	0	0	0
13th Circuit Total		**124**	**1**	**0**	**0**	**125**	**0**	**0**	**0**
14th	Henry	32	0	1	3	36	1	0	1
	Mercer	0	0	0	0	0	0	0	0
	Rock Island	72	1	1	0	74	4	0	4
	Whiteside	115	0	2	8	125	1	0	1
14th Circuit Total		**219**	**1**	**4**	**11**	**235**	**6**	**0**	**6**

Circuit	County	Adjudications					Criminal Prosecutions		
		Delinquency	Addiction	MRAI	Truancy	Total	Automatic	Discretion	Total
15th	Carroll	18	0	1	0	19	0	0	0
	Jo Daviess	1	0	0	0	1	0	0	0
	Lee	7	0	0	0	7	0	0	0
	Ogle	59	0	0	2	61	0	0	0
	Stephenson	24	0	0	0	24	0	0	0
15th Circuit Total		**109**	**0**	**1**	**2**	**112**	**0**	**0**	**0**
16th	De Kalb	107	0	0	0	107	0	0	0
	Kane	144	24	0	0	168	0	0	0
	Kendall	29	0	0	1	30	0	0	0
16th Circuit Total		**280**	**24**	**0**	**1**	**305**	**0**	**0**	**0**
17th	Boone	32	0	0	0	32	0	0	0
	Winnebago	268	0	0	0	268	23	5	28
17th Circuit Total		**300**	**0**	**0**	**0**	**300**	**23**	**5**	**28**
18th	Du Page	Did not Report					Did not Report		
18th Circuit Total		**Did not Report**					**Did not Report**		
19th	Lake	233	0	0	0	233	12	0	12
	McHenry	77	0	0	0	77	2	2	4
19th Circuit Total		**310**	**0**	**0**	**0**	**310**	**14**	**2**	**16**
20th	Monroe	28	0	0	0	28	0	0	0
	Perry	9	0	0	0	9	0	0	0
	Randolph	27	0	0	0	27	0	0	0
	St. Clair	230	0	0	28	258	11	0	11
	Washington	3	0	0	0	3	0	0	0
20th Circuit Total		**297**	**0**	**0**	**28**	**325**	**11**	**0**	**11**
21st	Iroquois	41	0	3	0	44	0	0	0
	Kankakee	58	0	1	0	59	7	0	7
21st Circuit Total		**99**	**0**	**4**	**0**	**103**	**7**	**0**	**7**
Downstate		**4,105**	**26**	**24**	**57**	**4,212**	**108**	**49**	**157**
Cook Juvenile		3,724	56	55	0	3,835	2,609	9	2,618
Cook County Total		**3,724**	**56**	**55**	**0**	**3,835**	**2,609**	**9**	**2,618**
State Total		**7,829**	**82**	**79**	**57**	**8,047**	**2,717**	**58**	**2,775**

Juvenile Detention Admissions and Commitments to IDOC Report

(Calendar Year 1994)

		Admissions to Detention					Commitments to IDOC			
		Pending Hearing								
Circuit	County	less than 36 Hours	more than 36 Hours	As Court Disposition	For Contempt	Total	Full	Evaluation	Habitual Offender	Total
1st	Alexander	0	26	2	0	28	3	0	0	3
	Jackson	7	35	0	0	42	1	1	2	4
	Johnson	0	1	2	0	3	1	0	0	1
	Massac	5	5	0	0	10	1	0	0	1
	Pope	0	4	4	0	8	1	0	0	1
	Pulaski	2	1	0	0	3	0	0	0	0
	Saline	5	2	2	0	9	1	0	0	1
	Union	9	3	4	0	16	0	0	0	0
	Williamson	8	72	12	3	95	7	4	0	11
1st Circuit Total		**36**	**149**	**26**	**3**	**214**	**15**	**5**	**2**	**22**
2nd	Crawford	1	3	0	0	4	1	0	0	1
	Edwards	1	0	1	0	2	2	0	0	2
	Franklin	10	3	0	2	15	2	1	0	3
	Gallatin	2	0	0	0	2	2	0	0	2
	Hamilton	0	1	0	2	3	1	0	0	1
	Hardin	3	0	1	0	4	0	2	0	2
	Jefferson	6	20	9	3	38	0	0	0	0
	Lawrence	8	1	1	0	10	1	1	0	2
	Richland	2	9	1	0	12	3	1	0	4
	Wabash	0	5	0	0	5	1	0	0	1
	Wayne	2	1	1	0	4	2	0	0	2
	White	0	5	1	0	6	0	0	0	0
2nd Circuit Total		**35**	**48**	**15**	**7**	**105**	**15**	**5**	**0**	**20**
3rd	Bond	0	0	1	1	2	0	0	0	0
	Madison	122	196	12	4	334	8	3	0	11
3rd Circuit Total		**122**	**196**	**13**	**5**	**336**	**8**	**3**	**0**	**11**
4th	Christian	1	1	7	0	9	3	3	0	6
	Clay	1	6	5	0	12	1	1	0	2
	Clinton	5	6	3	0	14	1	4	0	5
	Effingham	20	2	25	0	47	2	0	0	2
	Fayette	2	0	8	1	11	0	0	0	0
	Jasper	0	1	0	0	1	0	0	0	0
	Marion	3	3	2	0	8	1	1	0	2
	Montgomery	4	5	1	0	10	1	2	0	3
	Shelby	0	0	1	0	1	1	1	0	2
4th Circuit Total		**36**	**24**	**52**	**1**	**113**	**10**	**12**	**0**	**22**
5th	Clark	0	2	0	0	2	0	0	0	0
	Coles	2	2	23	0	27	0	2	0	2
	Cumberland	0	1	0	0	1	0	0	0	0
	Edgar	15	0	0	0	15	1	0	0	1
	Vermilion	5	49	3	0	57	32	8	0	40
5th Circuit Total		**22**	**54**	**26**	**0**	**102**	**33**	**10**	**0**	**43**
6th	Champaign	88	56	142	15	301	21	0	0	21
	De Witt	2	5	4	0	11	1	0	0	1
	Douglas	3	1	3	0	7	0	1	0	1
	Macon	48	179	100	9	336	36	0	4	40
	Moultrie	0	1	6	2	9	1	0	0	1
	Piatt	1	0	1	0	2	2	0	0	2
6th Circuit Total		**142**	**242**	**256**	**26**	**666**	**61**	**1**	**4**	**66**

Circuit	County	Admissions to Detention: Pending Hearing less than 36 Hours	Pending Hearing more than 36 Hours	As Court Disposition	For Contempt	Total	Commitments to IDOC: Full	Evaluation	Habitual Offender	Total
7th	Greene	2	0	0	0	2	0	0	0	0
	Jersey	0	4	3	0	7	0	1	0	1
	Macoupin	3	18	2	0	23	4	3	0	7
	Morgan	14	6	6	0	26	3	2	0	5
	Sangamon	126	152	62	17	357	24	14	0	38
	Scott	0	0	1	0	1	0	0	0	0
7th Circuit Total		**145**	**180**	**74**	**17**	**416**	**31**	**20**	**0**	**51**
8th	Adams	23	56	64	7	150	14	4	0	18
	Brown	0	2	0	0	2	0	0	0	0
	Calhoun	0	0	0	0	0	0	0	0	0
	Cass	1	7	2	0	10	1	2	0	3
	Mason	0	7	0	0	7	3	3	0	6
	Menard	2	7	1	0	10	0	1	1	2
	Pike	0	0	1	0	1	1	0	0	1
	Schuyler	1	4	0	0	5	1	1	0	2
8th Circuit Total		**27**	**83**	**68**	**7**	**185**	**20**	**11**	**1**	**32**
9th	Fulton	2	19	5	3	29	1	0	0	1
	Hancock	1	5	2	0	8	0	0	0	0
	Henderson	0	4	2	0	6	0	0	0	0
	Knox	99	26	36	4	165	9	2	0	11
	McDonough	1	7	5	0	13	1	0	0	1
	Warren	15	16	13	0	44	6	2	0	8
9th Circuit Total		**118**	**77**	**63**	**7**	**265**	**17**	**4**	**0**	**21**
10th	Marshall	4	1	0	0	5	1	1	0	2
	Peoria	16	31	12	6	65	73	3	0	76
	Putman	0	2	0	0	2	0	0	0	0
	Stark	1	0	1	0	2	0	0	0	0
	Tazwell	39	61	4	2	106	9	2	0	11
10th Circuit Total		**60**	**95**	**17**	**8**	**180**	**83**	**6**	**0**	**89**
11th	Ford	0	2	1	0	3	0	0	0	0
	Livingston	21	29	22	2	74	4	1	0	5
	Logan	7	19	3	2	31	2	2	0	4
	McLean	14	83	42	5	144	4	7	0	11
	Woodford	17	9	7	0	33	12	6	0	18
11th Circuit Total		**59**	**142**	**75**	**9**	**285**	**22**	**16**	**0**	**38**
12th	Will	170	274	119	67	630	23	16	0	39
12th Circuit Total		**170**	**274**	**119**	**67**	**630**	**23**	**16**	**0**	**39**
13th	Bureau	5	11	8	12	36	0	6	0	6
	Grundy	3	11	2	3	19	1	0	0	1
	La Salle	29	84	39	41	193	7	17	0	24
13th Circuit Total		37	106	49	56	248	8	23	0	31
14th	Henry	23	13	7	7	50	2	0	0	2
	Mercer	5	2	1	0	8	1	0	0	1
	Rock Island	83	54	8	4	149	10	4	0	14
	Whiteside	8	33	60	1	102	12	2	0	14
14th Circuit Total		**119**	**102**	**76**	**12**	**309**	**25**	**6**	**0**	**31**

Circuit	County	Admissions to Detention: Pending Hearing less than 36 Hours	Pending Hearing more than 36 Hours	As Court Disposition	For Contempt	Total	Commitments to IDOC: Full	Evaluation	Habitual Offender	Total
15th	Carroll	2	3	1	0	6	3	2	0	5
	Jo Daviess	1	1	0	0	2	0	0	0	0
	Lee	4	19	13	1	37	7	3	0	10
	Ogle	23	2	24	1	50	17	9	2	28
	Stephenson	3	13	2	0	18	5	3	0	8
15th Circuit Total		**33**	**38**	**40**	**2**	**113**	**32**	**17**	**2**	**51**
16th	De Kalb	26	51	19	0	96	5	3	0	8
	Kane	303	0	99	6	408	17	4	2	23
	Kendall	13	23	7	8	51	0	0	0	0
16th Circuit Total		**342**	**74**	**125**	**14**	**555**	**22**	**7**	**2**	**31**
17th	Boone	1	11	15	0	27	5	4	0	9
	Winnebago	71	493	81	32	677	48	8	0	56
17th Circuit Total		**72**	**504**	**96**	**32**	**704**	**53**	**12**	**0**	**65**
18th	Du Page	0	0	0	0	0	22	9	0	31
18th Circuit Total		**0**	**0**	**0**	**0**	**0**	**22**	**9**	**0**	**31**
19th	Lake	173	348	80	16	617	46	28	1	75
	McHenry	13	35	37	10	95	13	6	0	19
19th Circuit Total		**186**	**383**	**117**	**26**	**712**	**59**	**34**	**1**	**94**
20th	Monroe	7	6	0	1	14	2	1	0	3
	Perry	21	0	1	1	23	0	0	0	0
	Randolph	2	7	0	0	9	6	0	0	6
	St. Clair	349	180	308	83	920	15	3	0	18
	Washington	2	0	2	1	5	0	0	0	0
20th Circuit Total		**381**	**193**	**311**	**86**	**971**	**23**	**4**	**0**	**27**
21st	Iroquois	3	7	1	3	14	3	2	0	5
	Kankakee	13	17	24	10	64	11	5	0	16
21st Circuit Total		**16**	**24**	**25**	**13**	**78**	**14**	**7**	**0**	**21**
Downstate		**2,158**	**2,988**	**1,643**	**398**	**7,187**	**596**	**228**	**12**	**836**
Cook Juvenile		8,987	0	1,067	0	10,054	583	0	119	702
Cook County Total		**8,987**	**0**	**1,067**	**0**	**10,054**	**583**	**0**	**119**	**702**
State Total		**11,145**	**2,988**	**2,710**	**398**	**17,241**	**1,179**	**228**	**131**	**1,538**

Juvenile Placements Report

(Calendar Year 1994)

Circuit	County	Placements Foster Home		Group Home		Residential Treatment		Placed with/Relative		Total
		In State	Out of State	In State	Out of State	In State	Out of State	In State	Out of State	
1st	Alexander	0	0	1	0	3	0	0	0	4
	Jackson	0	0	0	0	2	0	3	0	5
	Johnson	0	0	0	0	0	0	0	0	0
	Massac	0	0	0	0	0	0	0	0	0
	Pope	0	0	0	0	0	0	5	2	7
	Pulaski	0	0	2	0	0	0	2	0	4
	Saline	1	0	1	0	1	1	1	0	5
	Union	0	0	0	0	0	0	0	0	0
	Williamson	0	0	0	0	0	0	2	0	2
1st Circuit Total		**1**	**0**	**4**	**0**	**6**	**1**	**13**	**2**	**27**
2nd	Crawford	0	0	1	0	0	0	0	0	1
	Edwards	0	0	0	2	0	0	0	0	2
	Franklin	1	0	3	0	2	0	0	0	6
	Gallatin	0	0	0	0	0	0	0	0	0
	Hamilton	0	0	0	0	0	0	0	0	0
	Hardin	0	0	0	0	0	0	8	0	8
	Jefferson	1	0	0	0	3	1	3	0	8
	Lawrence	0	0	0	0	0	0	0	0	0
	Richland	0	0	0	0	0	0	2	0	2
	Wabash	1	0	3	0	0	0	0	0	4
	Wayne	0	0	1	0	1	0	0	0	2
	White	0	0	0	0	0	0	0	0	0
2nd Circuit Total		**3**	**0**	**8**	**2**	**6**	**1**	**13**	**0**	**33**
3rd	Bond	0	0	0	0	0	0	0	0	0
	Madison	1	0	4	1	2	1	0	0	9
3rd Circuit Total		**1**	**0**	**4**	**1**	**2**	**1**	**0**	**0**	**9**
4th	Christian	3	0	0	0	0	0	0	0	3
	Clay	0	0	0	1	3	0	2	0	6
	Clinton	0	0	0	0	0	0	0	0	0
	Effingham	2	0	1	0	1	0	0	0	4
	Fayette	3	0	1	0	3	0	2	2	11
	Jasper	0	0	0	0	0	0	0	0	0
	Marion	0	0	2	0	1	0	0	0	3
	Montgomery	0	0	0	0	0	0	0	0	0
	Shelby	0	0	0	0	0	0	0	0	0
4th Circuit Total		**8**	**0**	**4**	**1**	**8**	**0**	**4**	**2**	**27**
5th	Clark	4	0	0	0	0	0	0	0	4
	Coles	0	1	0	0	0	0	0	0	1
	Cumberland	0	0	0	0	0	0	0	0	0
	Edgar	0	0	0	0	0	0	0	0	0
	Vermilion	0	0	0	0	12	2	0	0	14
5th Circuit Total		**4**	**1**	**0**	**0**	**12**	**2**	**0**	**0**	**19**
6th	Champaign	13	0	5	0	17	3	4	2	44
	De Witt	0	0	0	0	0	0	0	0	0
	Douglas	1	0	0	0	2	0	0	0	3
	Macon	3	0	7	0	20	1	19	4	54
	Moultrie	0	0	0	1	0	0	0	1	2
	Piatt	0	0	0	0	0	0	0	0	0
6th Circuit Total		**17**	**0**	**12**	**1**	**39**	**4**	**23**	**7**	**103**

Circuit	County	Placements Foster Home		Group Home		Residential Treatment		Placed with/Relative		Total
		In State	Out of State	In State	Out of State	In State	Out of State	In State	Out of State	
7th	Greene	0	0	0	0	0	0	0	0	0
	Jersey	1	0	0	0	5	0	4	0	10
	Macoupin	0	0	1	0	3	0	0	0	4
	Morgan	0	0	0	0	1	0	0	0	1
	Sangamon	1	0	4	0	28	2	14	2	51
	Scott	0	0	0	0	0	0	0	0	0
7th Circuit Total		**2**	**0**	**5**	**0**	**37**	**2**	**18**	**2**	**66**
8th	Adams	13	0	0	0	2	1	0	0	16
	Brown	0	0	0	0	0	0	0	1	1
	Calhoun	0	0	0	0	0	0	0	0	0
	Cass	4	0	1	1	1	0	2	0	9
	Mason	0	0	0	0	0	0	1	0	1
	Menard	0	0	0	0	1	0	0	0	1
	Pike	0	0	0	0	0	0	14	0	14
	Schuyler	0	0	0	0	0	0	0	0	0
8th Circuit Total		**17**	**0**	**1**	**1**	**4**	**1**	**17**	**1**	**42**
9th	Fulton	2	0	0	0	5	1	0	0	8
	Hancock	1	0	0	0	6	0	0	1	8
	Henderson	0	0	0	1	4	0	3	0	8
	Knox	0	0	20	0	0	0	1	0	21
	McDonough	0	0	0	0	8	0	0	0	8
	Warren	3	0	0	0	4	0	1	0	8
9th Circuit Total		**6**	**0**	**20**	**1**	**27**	**1**	**5**	**1**	**61**
10th	Marshall	5	0	0	0	0	0	0	0	5
	Peoria	6	0	2	0	2	0	1	0	11
	Putman	1	0	0	0	0	0	0	0	1
	Stark	0	0	0	0	2	0	2	0	4
	Tazwell	3	0	1	0	13	0	0	0	17
10th Circuit Total		**15**	**0**	**3**	**0**	**17**	**0**	**3**	**0**	**38**
11th	Ford	4	0	0	0	0	0	0	0	4
	Livingston	1	0	1	0	21	1	1	0	25
	Logan	0	0	5	0	0	0	0	0	5
	McLean	0	0	11	1	10	5	0	0	27
	Woodford	5	0	0	0	4	0	0	0	9
11th Circuit Total		**10**	**0**	**17**	**1**	**35**	**6**	**1**	**0**	**70**
12th	Will	7	0	0	2	7	2	1	4	23
12th Circuit Total		**7**	**0**	**0**	**2**	**7**	**2**	**1**	**4**	**23**
13th	Bureau	0	0	0	0	1	0	0	1	2
	Grundy	0	0	0	0	1	0	0	0	1
	La Salle	1	0	1	0	12	0	0	0	14
13th Circuit Total		**1**	**0**	**1**	**0**	**14**	**0**	**0**	**1**	**17**
14th	Henry	0	0	0	0	1	0	4	0	5
	Mercer	1	0	0	0	0	0	3	0	4
	Rock Island	10	0	0	0	23	1	3	1	38
	Whiteside	0	0	0	0	3	0	0	0	3
14th Circuit Total		**11**	**0**	**0**	**0**	**27**	**1**	**10**	**1**	**50**

Circuit	County	Placements Foster Home		Group Home		Residential Treatment		Placed with/Relative		Total
		In State	Out of State	In State	Out of State	In State	Out of State	In State	Out of State	
15th	Carroll	0	0	0	0	0	0	3	0	3
	Jo Daviess	0	0	0	0	0	0	1	0	1
	Lee	5	0	0	0	4	0	1	0	10
	Ogle	2	0	16	0	6	0	1	0	25
	Stephenson	1	0	0	0	0	0	0	0	1
15th Circuit Total		**8**	**0**	**16**	**0**	**10**	**0**	**6**	**0**	**40**
16th	De Kalb	0	0	5	0	2	0	0	0	7
	Kane	1	0	1	0	7	3	0	0	12
	Kendall	0	0	0	0	1	0	0	0	1
16th Circuit Total		**1**	**0**	**6**	**0**	**10**	**3**	**0**	**0**	**20**
17th	Boone	0	0	1	0	2	0	0	1	4
	Winnebago	18	0	8	0	48	4	21	1	100
17th Circuit Total		**18**	**0**	**9**	**0**	**50**	**4**	**21**	**2**	**104**
18th	Du Page	2	0	1	0	8	30	3	0	44
18th Circuit Total		**2**	**0**	**1**	**0**	**8**	**30**	**3**	**0**	**44**
19th	Lake	0	0	0	0	67	18	0	0	85
	McHenry	0	0	0	0	11	3	0	0	14
19th Circuit Total		**0**	**0**	**0**	**0**	**78**	**21**	**0**	**0**	**99**
20th	Monroe	0	0	1	1	2	0	0	0	4
	Perry	0	0	0	0	0	1	0	0	1
	Randolph	0	0	0	0	0	0	0	0	0
	St. Clair	0	0	1	0	4	2	0	1	8
	Washington	1	0	0	0	0	1	0	0	2
20th Circuit Total		**1**	**0**	**2**	**1**	**6**	**4**	**0**	**1**	**15**
21st	Iroquois	1	0	0	0	0	0	4	0	5
	Kankakee	0	0	0	0	0	0	2	0	2
21st Circuit Total		**1**	**0**	**0**	**0**	**0**	**0**	**6**	**0**	**7**
Downstate		**134**	**1**	**113**	**11**	**403**	**84**	**144**	**24**	**914**
Cook Juvenile		64	5	0	0	35	4	0	1	109
Cook County Total		**64**	**5**	**0**	**0**	**35**	**4**	**0**	**1**	**109**
State Total		**198**	**6**	**113**	**11**	**438**	**88**	**144**	**25**	**1,023**

Restitution and Public Community Service Report

(1994)

Circuit	County	CY	FY	Restitution Collected From Adults	Restitution Collected From Juveniles	Total Restitution Collected	Adult Public/Comm Service Performed	Juvenile Public/Comm Service Performed	Total Hours Performed
1st	Alexander	X		$16,479.65	$43.28	$16,522.93	3,899	680	4,579
	Jackson		X	$87,000.00	$526.66	$87,526.66	32,601	990	33,591
	Johnson	X		$25,875.75	$2,914.75	$28,790.50	868	508	1,376
	Massac	X		$37,603.29	$1,750.51	$39,353.80	3,297	508	3,804
	Pope		X	$1,921.24	$0.00	$1,921.24	498	0	498
	Pulaski	X		$13,740.55	$755.00	$14,515.55	4,294	740	5,034
	Saline	X		$66,479.41	$4,172.04	$70,651.45	26,026	101	26,127
	Union	X		$30,481.61	$2,137.22	$32,618.83	3,376	436	3,812
	Williamson	X		$174,949.37	$11,646.61	$186,595.98	36,694	320	37,014
1st Circuit Total				**$454,530.87**	**$23,946.07**	**$478,496.94**	**111,552**	**4,283**	**115,835**
2nd	Crawford	X		$23,342.38	$3,287.37	$26,629.75	1,446	1,242	2,688
	Edwards		X	$13,518.92	$640.76	$14,159.68	765	75	840
	Franklin		X	$81,451.63	$0.00	$81,451.63	7,799	20	7,819
	Gallatin	X		$3,917.20	$0.00	$3,917.20	1,790	0	1,790
	Hamilton		X	$9,450.97	$0.00	$9,450.97	201	8	209
	Hardin	X		$5,525.67	$2,609.45	$8,135.12	2,541	676	3,217
	Jefferson		X	$38,621.51	$0.00	$38,621.51	4,867	236	5,103
	Lawrence	X		$16,156.78	$260.76	$16,417.54	2,710	518	3,228
	Richland		X	$29,628.41	$674.00	$30,302.41	2,839	241	3,079
	Wabash		X	$17,703.50	$3,250.94	$20,954.44	341	984	1,325
	Wayne		X	$16,958.39	$1,884.27	$18,842.66	2,018	536	2,554
	White	X		$17,267.97	$435.00	$17,702.97	1,504	533	2,037
2nd Circuit Total				**$273,543.33**	**$13,042.55**	**$286,585.88**	**28,820**	**5,069**	**33,888**
3rd	Bond	X		$61,035.26	$2,286.96	$63,322.22	936	338	1,274
	Madison	X		$125,418.80	$16,591.53	$142,010.33	19,395	850	20,245
3rd Circuit Total				**$186,454.06**	**$18,878.49**	**$205,332.55**	**20,331**	**1,188**	**21,519**
4th	Christian		X	$52,619.23	$9,866.00	$62,485.23	7,424	510	7,934
	Clay	X		$223,818.35	$1,648.19	$225,466.54	2,872	396	3,268
	Clinton	X		$66,173.93	$5,956.72	$72,130.65	3,304	1,193	4,497
	Effingham	X		$79,717.22	$5,299.77	$85,016.99	1,464	1,434	2,898
	Fayette	X		$41,692.80	$3,142.54	$44,835.34	1,163	415	1,578
	Jasper	X		$49,159.56	$2,542.32	$51,701.88	2,302	2,214	4,516
	Marion	X		$78,516.11	$5,922.23	$84,438.34	17,341	3,850	21,191
	Montgomery	X		$49,813.11	$1,898.85	$51,711.96	5,953	1,310	7,263
	Shelby	X		$44,629.98	$5,009.26	$49,639.24	2,981	612	3,593
4th Circuit Total				**$633,521.06**	**$31,419.88**	**$664,940.94**	**37,379**	**11,423**	**48,802**
5th	Clark		X	$16,349.25	$4,190.66	$20,539.91	5,374	377	5,751
	Coles		X	$16,173.72	$390.00	$16,563.72	22,497	1,683	24,180
	Cuberland		X	$0.00	$0.00	$0.00	3,270	552	3,822
	Edgar		X	$40,566.93	$4,012.03	$44,578.96	3,927	527	4,454
	Vermilion	X		$100,702.80	$0.00	$100,702.80	103,661	7,552	111,213
5th Circuit Total				**$173,792.70**	**$8,592.69**	**$182,385.39**	**138,729**	**10,691**	**149,419**
6th	Champaign		X	$156,834.82	$8,795.60	$165,630.42	88,621	2,361	90,982
	De Witt	X		$27,325.80	$2,551.74	$29,877.54	688	0	688
	Douglas	X		$14,635.82	$3,615.70	$18,251.52	2,384	426	2,810
	Macon	X		$207,557.24	$16,651.57	$224,208.81	6,704	4,333	11,037
	Moultrie	X		$8,707.42	$1,757.37	$10,464.79	4,678	885	5,563
	Piatt		X	$11,486.11	$508.33	$12,094.44	4,011	713	4,724
6th Circuit Total				**$426,547.21**	**$33,880.31**	**$460,527.52**	**107,086**	**8,718**	**115,804**

Circuit	County	CY	FY	Restitution Collected From Adults	Restitution Collected From Juveniles	Total Restitution Collected	Adult Public/Comm Service Performed	Juvenile Public/Comm Service Performed	Total Hours Performed
7th	Greene	X		$3,629.61	$0.00	$3,629.61	391	715	1,106
	Jersey		X	$62,857.32	$0.00	$62,857.32	3,540	148	3,688
	Macoupin	X		$35,682.77	$6,591.46	$42,274.23	2,016	1,813	3,829
	Morgan		X	$39,533.31	$3,825.62	$43,358.93	1,388	1,557	2,945
	Sangamon Adult	X		$268,416.05		$268,416.05	11,535		11,535
	Sangamon Juvenile	X		—	$15,415.53	$15,415.53		1,418	1,418
	Scott	X		$4,794.37	$0.00	$4,794.37	0	171	171
7th Circuit Total				**$414,913.43**	**$25,832.61**	**$440,746.04**	**18,870**	**5,822**	**24,692**
8th	Adams		X	$0.00	$0.00	$0.00	6,241	908	7,149
	Brown		X	$10,764.91	$144.00	$10,908.91	178	149	327
	Calhoun		X	$4,713.96	$0.00	$4,713.96	530	0	530
	Cass		X	$16,705.10	$0.00	$16,705.10	678	506	1,184
	Mason	X		$28,093.17	$5,488.73	$33,581.90	1,020	142	1,163
	Menard		X	$24,708.96	$0.00	$24,708.96	1,651	820	2,471
	Pike	X		$10,998.60	$999.43	$11,998.03	1,420	0	1,420
	Schuyler		X	$12,241.09	$1,091.61	$13,332.70	1,162	281	1,443
8th Circuit Total				**$108,225.79**	**$7,723.77**	**$115,949.56**	**12,880**	**2,806**	**15,686**
9th	Fulton		X	$40,727.86	$3,362.42	$44,090.28	3,355	125	3,480
	Hancock		X	$43,939.47	$2,002.76	$45,942.23	288	669	957
	Henderson		X	$7,433.36	$102.90	$7,536.26	133	48	180
	Knox	X		$62,289.09	$5,348.57	$67,637.66	2,186	1,106	3,292
	McDonough		X	$44,850.03	$2,344.19	$47,194.22	2,577	205	2,782
	Warren	X		$46,524.45	$2,420.73	$48,945.18	585	881	1,466
9th Circuit Total				**$245,764.26**	**$15,581.57**	**$261,345.83**	**9,124**	**3,033**	**12,157**
10th	Marshall		X	$9,402.70	$0.00	$9,402.70	83	61	144
	Peoria	X		$152,080.36	$710.00	$152,790.36	47,702	856	48,557
	Putman		X	$5,870.65	$1,603.00	$7,473.65	1,018	310	1,328
	Stark		X	$1,829.33	$1,009.00	$2,838.33	228	141	369
	Tazewell		X	$60,474.32	$3,916.22	$64,390.54	10,741	2,652	13,393
10th Circuit Total				**$229,657.36**	**$7,238.22**	**$236,895.58**	**59,771**	**4,020**	**63,791**
11th	Ford		X	$14,631.88	$3,612.21	$18,244.09	1,596	563	2,159
	Livingston	X		$54,039.94	$14,352.87	$68,392.81	3,742	1,690	5,432
	Logan	X		$52,844.85	$0.00	$52,844.85	7,190	1,667	8,857
	McLean		X	$198,759.24	$19,041.95	$217,801.19	40,347	1,037	41,384
	Woodford	X		$66,199.86	$13,302.50	$79,502.36	2,377	553	2,929
11th Circuit Total				**$386,475.77**	**$50,309.53**	**$436,785.30**	**55,251**	**5,508**	**60,759**
12th	Will	X		$112,280.94	$16,461.15	$128,742.09	9,555	2,940	12,495
12th Circuit Total				**$112,280.94**	**$16,461.15**	**$128,742.09**	**9,555**	**2,940**	**12,495**
13th	Bureau	X		$86,526.53	$13,704.58	$100,231.11	577	780	1,357
	Grundy	X		$69,877.45	$7,621.36	$77,498.81	950	736	1,686
	La Salle	X		$222,252.49	$9,185.78	$231,441.27	4,194	458	4,652
13th Circuit Total				**$378,656.47**	**$30,511.72**	**$409,171.19**	**5,721**	**1,974**	**7,695**
14th	Henry	X		$96,690.20	$10,968.04	$106,658.24	0	0	0
	Mercer		X	$56,047.86	$1,584.62	$57,632.48	1,051	561	1,612
	Rock Island		X	$236,283.58	$0.00	$236,283.58	0	0	0
	Whiteside	X		$117,574.64	$8,044.52	$125,619.16	14,138	7,022	21,160
14th Circuit Total				**$506,596.28**	**$20,597.18**	**$526,193.46**	**15,189**	**7,583**	**22,772**

Circuit	County	CY	FY	Restitution Collected From Adults	Restitution Collected From Juveniles	Total Restitution Collected	Adult Public/Comm Service Performed	Juvenile Public/Comm Service Performed	Total Hours Performed
15th	Carroll		X	$13,097.58	$2,398.75	$15,496.33	1,223	598	1,821
	Jo Daviess	X		$38,505.90	$2,421.52	$40,927.42	316	1,325	1,641
	Lee		X	$66,478.28	$2,566.76	$69,045.04	3,268	1,722	4,990
	Ogle	X		$73,287.22	$6,377.88	$79,665.10	6,652	1,253	7,905
	Stephenson		X	$72,298.44	$5,903.97	$78,202.41	10,385	620	11,005
15th Circuit Total				**$263,667.42**	**$19,668.88**	**$283,336.30**	**21,844**	**5,518**	**27,362**
16th	De Kalb		X	$129,201.71	$5,878.45	$134,989.16	20,810	2,813	23,623
	Kane		X	$14,265.22	$29,088.44	$43,353.66	69,870	4,295	74,165
	Kendall		X	$0.00	$0.00	$0.00	1,252	45	1,297
16th Circuit Total				**$143,466.93**	**$34,966.89**	**$178,342.82**	**91,932**	**7,153**	**99,085**
17th	Boone		X	$40,536.99	$7,674.79	$48,211.78	4,605	1,585	6,190
	Winnebago	X		$234,860.43	$14,127.18	$248,987.61	38,181	0	38,181
17th Circuit Total				**$275,397.42**	**$21,801.97**	**$297,199.39**	**42,786**	**1,585**	**44,371**
18th	Du Page	X		$798,138.78	$42,195.91	$840,334.69	147,135	8,400	155,535
18th Circuit Total				**$798,138.78**	**$42,195.91**	**$840,334.69**	**147,135**	**8,400**	**155,535**
19th	Lake	X		$679,245.00	$86,950.00	$765,950.00	98,773	17,030	115,802
	McHenry	X		$275,910.78	$44,434.09	$320,344.85	36,011	4,840	40,851
19th Circuit Total				**$955,155.78**	**$131,384.09**	**$1,086,294.85**	**134,784**	**21,870**	**156,653**
20th	Monroe	X		$22,472.92	$2,257.50	$24,730.42	93	0	93
	Perry		X	$28,771.11	$0.00	$28,771.11	566	240	806
	Randolph	X		$28,456.72	$0.00	$28,456.72	948	900	1,848
	St. Clair	X		$78,504.00	$4,432.00	$82,936.00	37,330	2,687	40,017
	Washington		X	$8,228.00	$490.00	$8,718.65	360	220	580
20th Circuit Total				**$166,432.75**	**$7,179.50**	**$173,612.90**	**39,297**	**4,047**	**43,344**
21st	Iroquois	X		$64,868.44	$5,929.60	$70,798.04	2,116	1,259	3,375
	Kankakee	X		$46,972.46	$1,535.00	$48,507.46	1,924	0	1,924
21st Circuit Total				**$111,840.90**	**$7,464.60**	**$119,305.50**	**4,040**	**1,259**	**5,299**
Downstate				**$7,271,369.13**	**$573,610.58**	**$7,843,767.34**	**1,115,785**	**125,143**	**1,240,928**
Cook Adult			X	$1,685,217.31		$1,685,217.31	272,684	0	272,684
Juvenile			X	—	$109,649.44	$109,649.44	0	10,400	10,400
Social Service			X	$480,966.27		$480,966.27	590,676	0	590,676
Cook County Total				**$2,166,183.58**	**$109,649.44**	**$2,275,833.02**	**863,360**	**10,400**	**873,760**
State Total				**$9,437,552.70**	**$683,260.02**	**$10,119,600.36**	**1,979,145**	**135,543**	**2,114,688**

APPELLATE COURT OF ILLINOIS

MAP OF APPELLATE AND SUPREME COURT JUDICIAL DISTRICTS AND DIRECTORY OF APPELLATE CLERKS

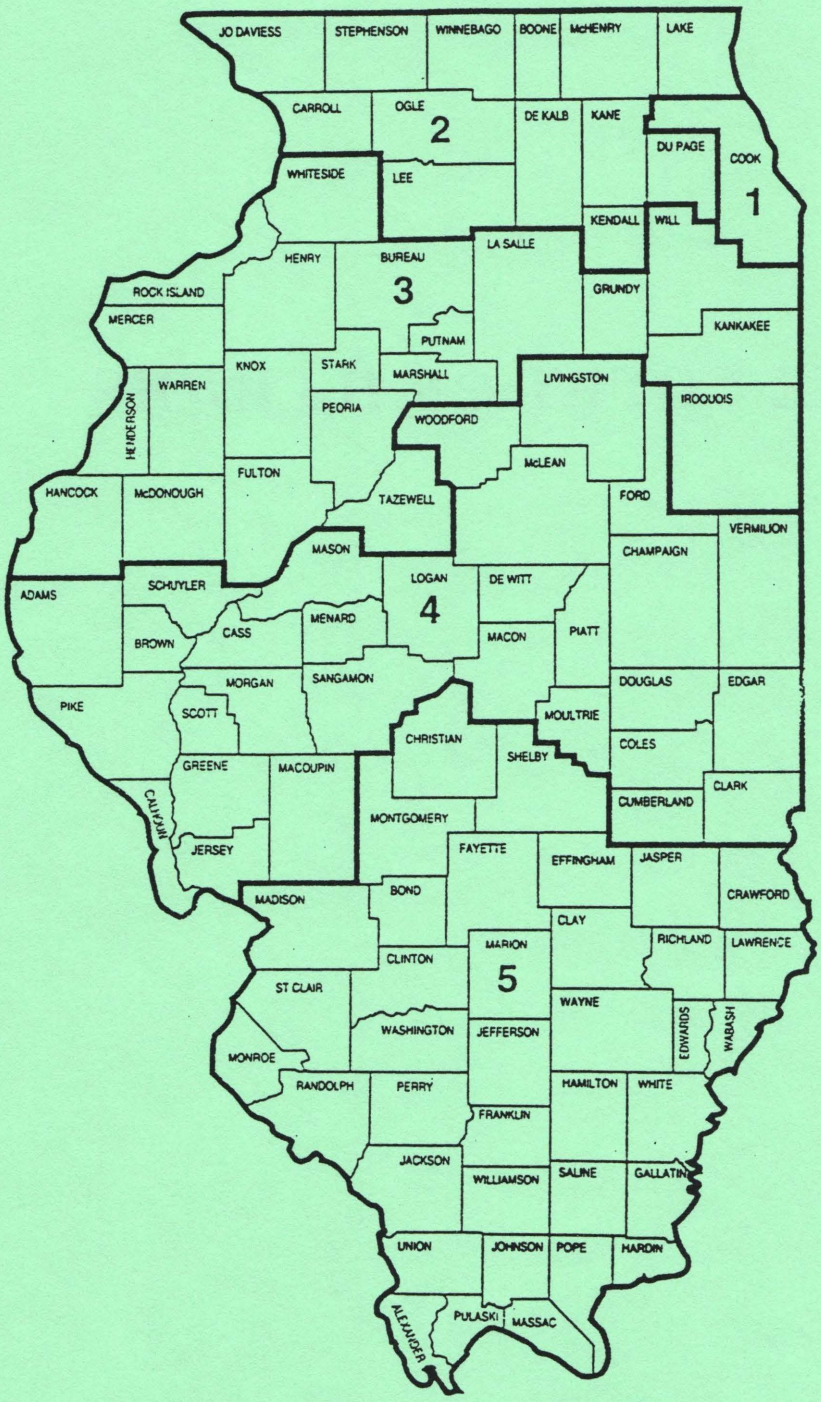

Appellate Court Directory

First District
160 North LaSalle Street
Chicago (60602)
(312) 793-5600
Gilbert Marchman, Clerk

Second District
55 North Street
Elgin (60120)
(708) 695-3750
Loren Strotz, Clerk

Third District
1004 Columbus Street
Ottawa (61350)
(815) 434-5050
Gist Fleshman, Clerk

Fourth District
Supreme Court Building
Springfield (62701)
(217) 782-2586
Darryl Pratscher, Clerk

Fifth District
14th & Main Street
Mt. Vernon (62864)
(618) 242-3120
Louis Costa, Clerk

GRAPHICAL PRESENTATION
OF
FIVE YEAR TRENDS
- -
TOTAL CASELOAD AND CASELOAD BY DISTRICT
- -
APPELLATE COURT OF ILLINOIS

APPELLATE COURT OF ILLINOIS
FIVE YEAR TRENDS

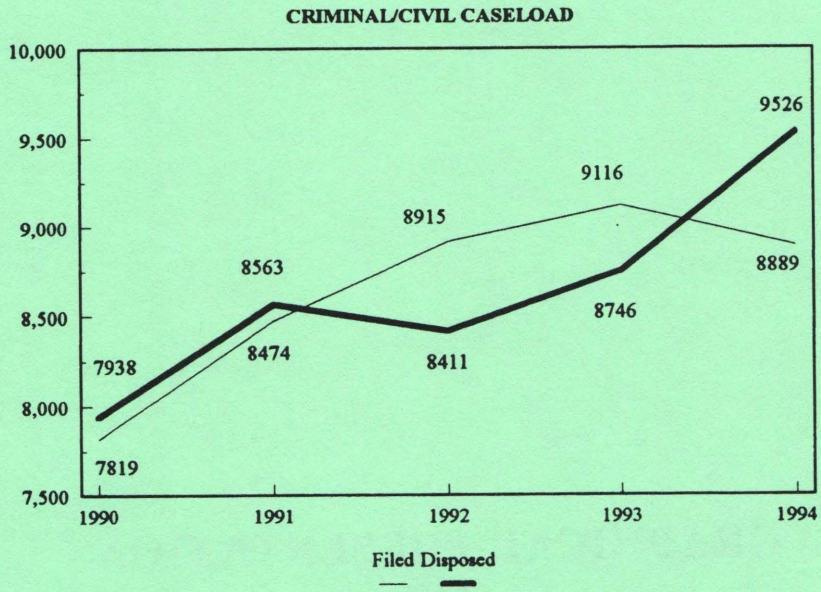

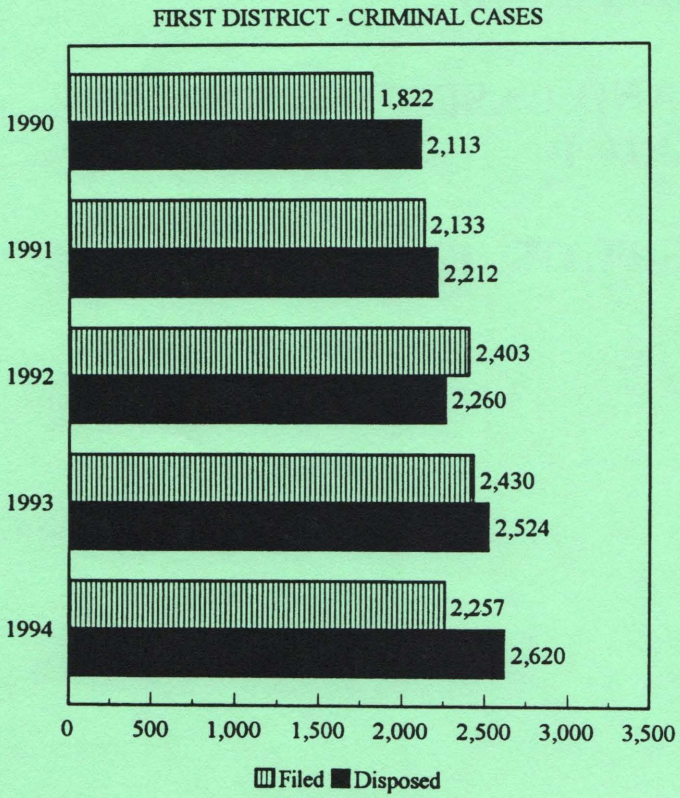

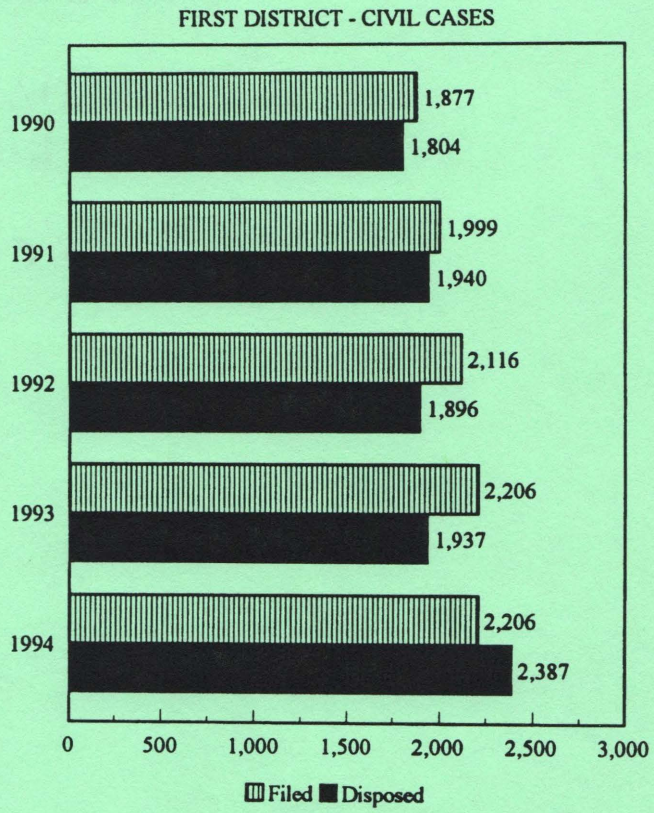

APPELLATE COURT OF ILLINOIS
FIVE YEAR TRENDS

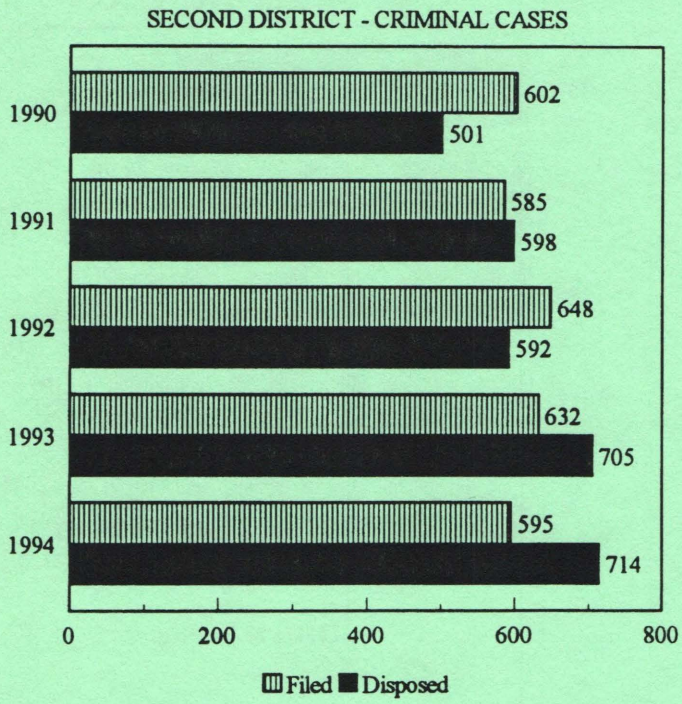

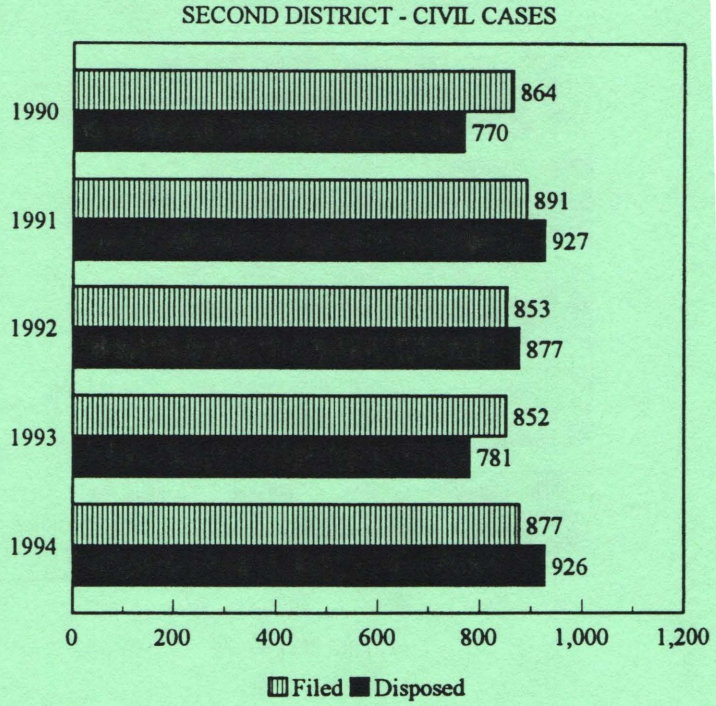

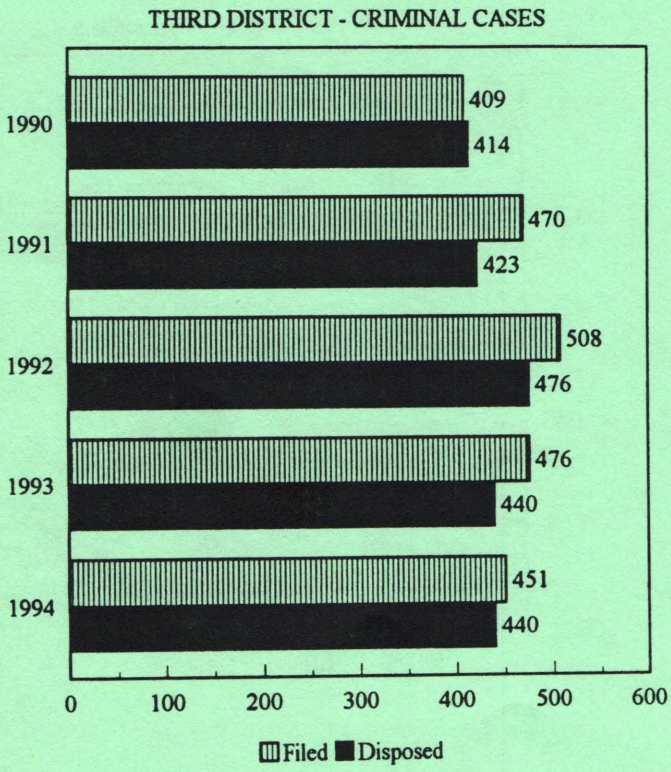

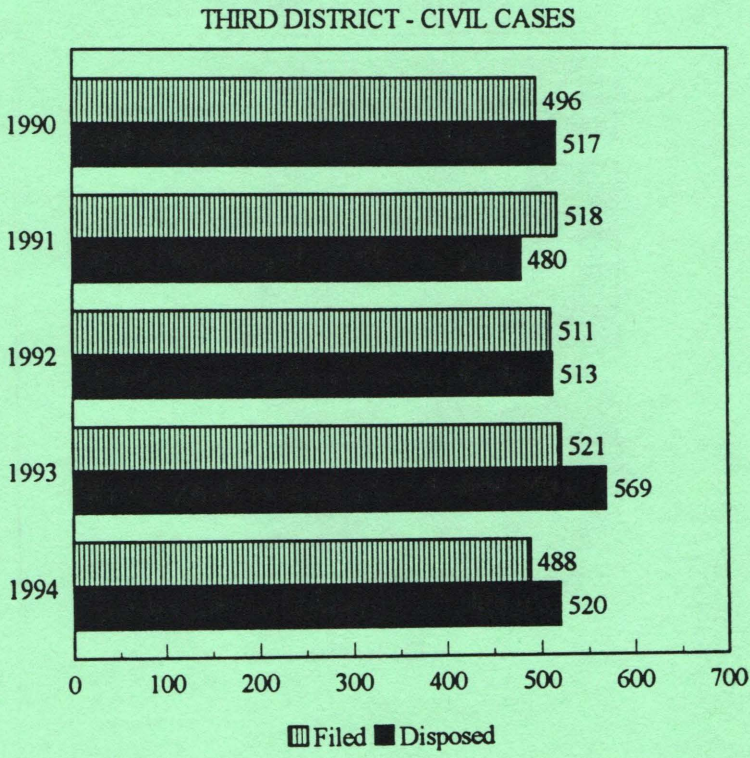

APPELLATE COURT OF ILLINOIS
FIVE YEAR TRENDS

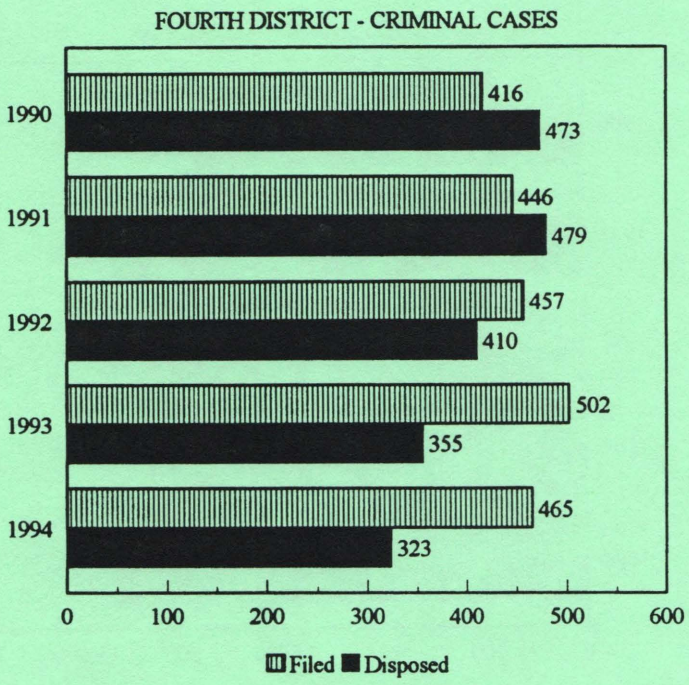

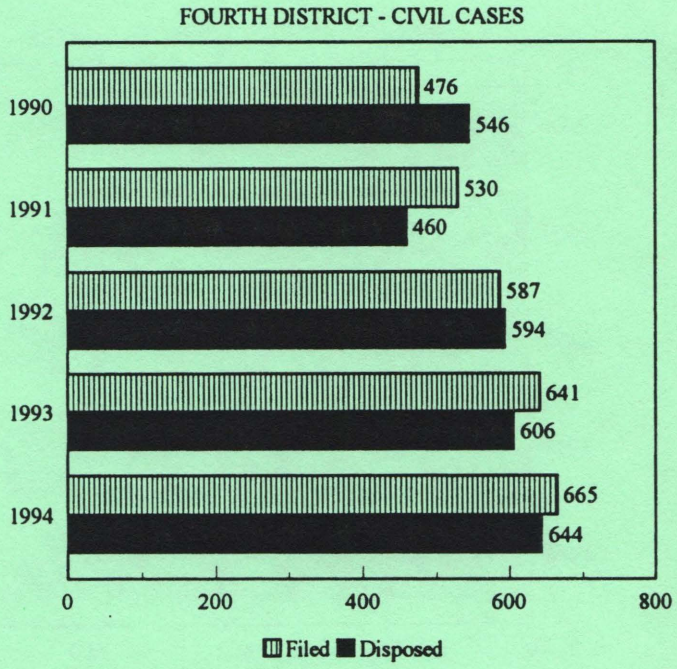

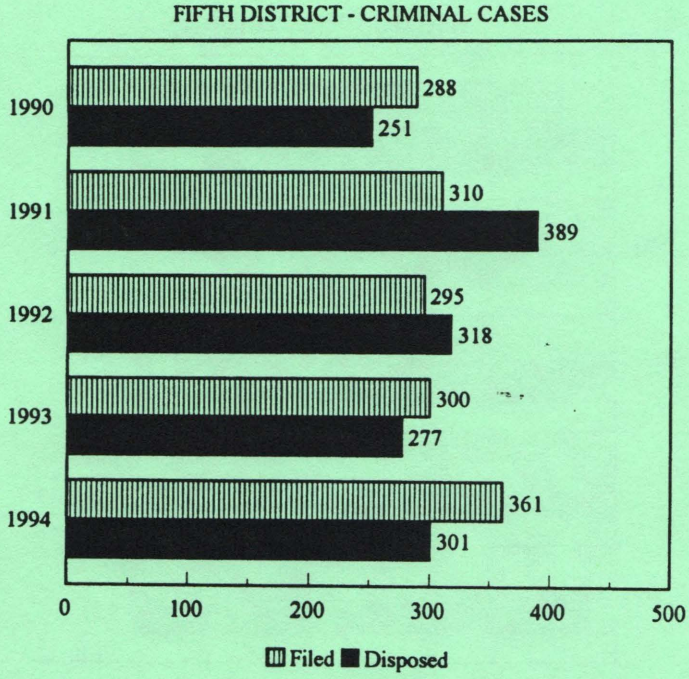

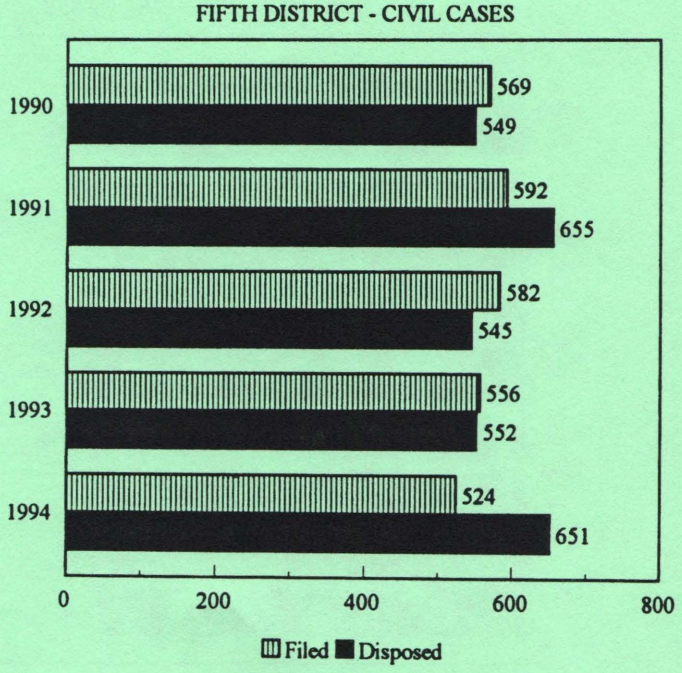

CASELOAD AND STATISTICAL RECORDS
- -
APPELLATE COURT OF ILLINOIS

CASELOAD SUMMARY BY DISTRICT
APPELLATE COURT OF ILLINOIS
(CALENDAR YEAR 1994)

Appellate District	Type of Case	Number of Cases Pending January 1, 1994	Number of Cases Filed During 1994	Number of Cases Reinstated	Number of Cases Disposed of	Number of Cases Disposed of by Majority Opinion	Number of Cases Disposed of By Rule 23 Order	Number of Cases Disposed of By Summary Order	Number of Cases Disposed of Without Opinion, R23 or Sum. Ord	Number of Cases Pending December 31, 1994	Inventory Increase\ Decrease
First	Civil	2589 (43)	2172 (34)	64	2323 (64)	481 (15)	500 (37)	58	1284 (12)	2502 (13)	-87
	Criminal .	3425	2257	60	2620	292	1650	78	600	3122	-303
Second	Civil	710 (14)	855 (22)	4	901 (25)	190 (6)	318 (17)	73 (2)	320	668 (11)	-42
	Criminal .	757	595	7	714	148	341	84	141	645	-112
Third	Civil	318 (16)	461 (27)	6 (1)	481 (39)	115 (4)	201 (30)	4 (1)	160 (4)	304 (5)	-14
	Criminal .	511	451	3	440	64	228	4	144	525	14
Fourth	Civil	323 (27)	622 (43)	3	596 (48)	138 (5)	229 (27)	26 (3)	201 (13)	352 (22)	29
	Criminal .	433	465	2	323	54	149	37	83	577	144
Fifth	Civil	494 (44)	493 (31)	1	596 (55)	124 (18)	222 (19)	32 (2)	218 (16)	391 (20)	-103
	Criminal .	375	361	1	301	24	164	19	94	436	61
TOTALS	Civil	4434 (144)	4603 (157)	78 (1)	4897 (231)	1048 (48)	1470 (130)	193 (8)	2183 (45)	4217 (71)	-217
	Criminal .	5501	4129	73	4398	582	2532	222	1062	5305	-196

( ) Industrial Commission Division Cases - Listed seperately from other Civil Cases.

CASE DISPOSITIONS BY DISTRICT
APPELLATE COURT OF ILLINOIS
(CALENDAR YEAR 1994)

		METHOD OF DISPOSITION															
		Affirmed		Reversed		Affirmed in Part and/or Reversed in Part		Reversed and Remanded		Modified		Vacated and/or Remanded		Dismissed		Disposed of Wo\Opinion R23 or Sum. Ord.	Total Cases Disposed
Appellate District	Type of Case	By Opinion	By Order*	By Opinion	By Order*	By Opinion	By Order*	By Opinion	By Order*	By Opinion	By Order*	By Opinion	By Order*	By Opinion	By Order*		
First	Civil	263 (13)	391 (29)	31	22 (1)	79 (1)	26 (2)	95 (1)	66 (3)	0	0	6	22 (1)	7	31 (1)	1284 (12)	2323 (64)
	Criminal	168	1536	3	17	53	101	61	58	0	1	7	12	0	3	600	2620
Second	Civil	99 (3)	233 (17)	18	16	23 (3)	34 (1)	43	61 (1)	0	0	1	6	6	41	320	901 (25)
	Criminal	74	278	9	11	19	43	38	69	0	0	7	11	2	13	141	714
Third	Civil	56 (2)	136 (24)	16 (1)	13 (2)	13 (1)	21 (2)	27	21 (1)	0	0	3	8 (2)	0	7	160 (4)	481 (39)
	Criminal	28	178	5	8	9	22	21	20	0	0	1	3	0	1	144	440
Fourth	Civil	87 (3)	202 (23)	12	13 (4)	17 (2)	15 (2)	20	17	0	0	2	3 (1)	0	7	201 (13)	596 (48)
	Criminal	29	140	2	5	6	12	16	5	0	0	1	23	0	1	83	323
Fifth	Civil	60 (11)	164 (19)	13 (4)	20	22 (2)	21	27 (1)	38 (1)	0	0	0	6 (1)	1	5	218 (16)	596 (55)
	Criminal	11	104	1	5	4	24	8	44	0	0	0	5	0	1	94	301
TOTALS	Civil	565 (32)	1126 (112)	90 (5)	84 (7)	154 (9)	117 (7)	212 (2)	203 (6)	0 0	0 0	12 0	45 (5)	14 0	91 (1)	2183 (45)	4897 (231)
	Criminal	310	2236	20	46	91	202	144	196	0	1	16	54	2	19	1062	4398

( ) Industrial Commission Division Cases - Listed seperately from other Civil Cases.
*By Rule 23/Summary Order

METHOD OF CASE DISPOSITION
APPELLATE COURT OF ILLINOIS
(CALENDAR YEAR 1994)

		METHOD OF DISPOSITION WITHOUT OPINION OR ORDER														
		Dismissed			Dismissed on Court's Motion											
Appellate District	Type of Case	Motion of Appellant	Motion of Appellee	Stipulation of Parties	Failure to Comply With Rules/Orders	Lack of Jurisdiction No Final Appealable Order	Other	* Leave to Appeal Denied (a)	Motion for Leave to File Late Notice of Appeal Denied (b)	Remanded With Direction For Further Proceeding	Dismissed in the Trial Court	Bail Order Entered	Confession of Error	Transferred to Proper Court	Other Disposi-tions	Total Cases Disposed of Without Opinion Or Order
First	Civil	259 (5)	174 (3)	52 (1)	651 (3)	7	0	31 22	8	0	36	0	0	1	42	1284 (12)
	Criminal .	211	21	1	256	0	5	6 1	9	0	4	26	47	1	12	600
Second	Civil	78	34	23	129	6	1	24	2	0	20	0	0	2	0	319
	Criminal .	39	3	0	56	3	7	0	0	0	12	4	0	1	15	140
Third	Civil	60 (2)	9 (1)	6	61 (1)	0	3	6	0	0	11	0	0	0	4	160 (4)
	Criminal .	49	1	0	36	0	1	0	4	0	12	2	0	0	39	144
Fourth	Civil	69 (7)	28 (2)	5 (1)	61 (2)	12	3 (1)	13	2	0	7	0	0	1	0	201 (13)
	Criminal .	40	2	0	29	1	5	2	2	0	2	0	0	0	0	83
Fifth	Civil	70 (5)	16 (3)	22 (4)	48 (9)	27 (1)	10	12 (1)	0	0	13	0	0	0	0	218 (16)
	Criminal .	45	3	0	13	15	5	1	0	0	11	0	0	0	1	94
TOTALS	Civil	536 (19)	261 (9)	108 (6)	950 (15)	52 (1)	17 (1)	86 (1)	12	0	87	0	0	4	46	2182 (45)
	Criminal .	384	30	1	390	19	23	4	15	0	41	32	47	2	67	1061

( )Industrial Commission Division Cases - Listed seperately from other Civil Cases.
(a)Includes Denial of Permissive Interlocutory
(b)Includes Denial of Motion to File Late Record
* S.C.Rule 306/308

TIME LAPSE: CASE FILING TO DISPOSITION
APPELLATE COURT OF ILLINOIS
(CALENDAR YEAR 1994)

Appellate District	Type of Case	TIME LAPSE BETWEEN FILING AND DISPOSITION						
		Under 6 Months	6-12 Months	1 - 1-1/2 Years	1-1/2 - 2 Years	2-3 Years	Over 3 Years	Total Cases Disposed
First	Civil	575 (6)	692 (36)	446 (18)	316 (3)	244 (1)	50	2323 (64)
	Criminal . .	248	605	681	492	437	157	2620
Second	Civil	277	257 (20)	335 (5)	27	4	1	901 (25)
	Criminal . .	97	81	328	177	31	1	715
Third	Civil	134 (1)	311 (33)	31 (5)	4	1	0	481 (39)
	Criminal . .	86	181	108	59	6	0	440
Fourth	Civil	203 (11)	345 (34)	42 (3)	2	3	0	595 (48)
	Criminal . .	55	87	155	23	3	0	323
Fifth	Civil	157 (9)	152 (34)	146 (10)	89 (2)	46	5	595 (55)
	Criminal . .	49	59	91	79	19	4	301
TOTALS	Civil	1346 (27)	1757 (157)	1000 (41)	438 (5)	298 (1)	56	4895 (231)
	Criminal . .	535	1013	1363	830	496	162	4399
GRAND TOTAL		1881 (27)	2770 (157)	2363 (41)	1268 (5)	794 (1)	218	9294 (231)

( ) Industrial Commission Division Cases - Listed seperately from other Civil Cases.

TIME LAPSE: BRIEF FILING TO DISPOSITION
APPELLATE COURT OF ILLINOIS
(CALENDAR YEAR 1994)

Appellate District	Type of Case	TIME LAPSE BETWEEN FILING AND DISPOSITION						
		Under 6 Months	6-12 Months	1 - 1-1/2 Years	1-1/2 - 2 Years	2-3 Years	Over 3 Years	Total Cases Disposed
First	Civil	260 (20)	494 (30)	199 (2)	52	33	1	1039 (52)
	Criminal . .	394	803	101	32	18	6	1354
Second	Civil	165 (11)	387 (11)	32	3	1	0	588 (22)
	Criminal . .	226	237	12	0	0	0	475
Third	Civil	294 (26)	38 (7)	1	1	0	0	334 (33)
	Criminal . .	233	17	5	0	0	0	255
Fourth	Civil	347 (31)	53 (7)	1	3	0	0	404 (38)
	Criminal . .	195	17	0	1	0	0	213
Fifth	Civil	121 (18)	161 (23)	80 (1)	30	4	0	396 (42)
	Criminal . .	139	35	7	5	3	0	189
TOTALS	Civil	1187 (106)	1133 (78)	313 (3)	89	38	1	2761 (187)
	Criminal . .	1187	1109	125	38	21	6	2486
GRAND TOTAL		2374 (106)	2242 (78)	438 (3)	127	59	7	5247 (187)

( ) Industrial Commission Division Cases - Listed seperately from other Civil Cases.

OPINIONS AND RULE 23 ORDERS
APPELLATE COURT OF ILLINOIS
(CALENDAR YEAR 1994)

Appellate District	OPINIONS						Rule 23 Orders	Summary Orders
	Majority	Per Curiam	Specially Concurring	Dissenting	Supplemental	Total Opinions		
First	665 (14)	0	13	51 (7)	1	730 (21)	2257 (37)	136
Second	304 (4)	0	5	12	2	322 (4)	600 2 Sp Conc. 9 Dissent. 1 Suppl. (20)	133
Third	146 (4)	0	0	13 (2)	0	159 (6)	383 1 Sp Conc. 6 Dissent. (34)	6 (1)
Fourth	181 (5)	0	22	18	0	221 (5)	368 2 Sp Conc. 8 Dissent. (28)	6 (1)
Fifth	138 (17)	0	9	16	0	163 (17)	426 4 Sp Conc. 17 Dissent. (21)	3
TOTALS	1434 (44)	0	49 (5)	110 (9)	3	1595 (53)	4034 9 Sp Conc. 40 Dissent. 1 Sp Conc. (140)	284 (2)

( ) Industrial Commission Division Cases - Listed seperately from other Civil Cases.

SUPREME COURT OF ILLINOIS

Caseload and Statistical Records
- -
Five Year Trends and 1994 Data

SUPREME COURT CASELOAD AND STATISTICAL RECORDS

CASE FILINGS AND DISPOSITIONS

A summary of case filings and dispositions for the Supreme Court of Illinois for the period 1990 through 1994 is presented in table 1.

During 1994, filings in the supreme court totaled 3,121, a five-year high and an increase of 12.5 percent or 346 cases over the 2,775 cases filed in 1993. This change was primarily due to an increase in miscellaneous record cases. During the previous five years (1989-1993) total filings of general and miscellaneous cases had increased an average of 36 cases annually. The largest increase in the last five years was 3.3 percent in 1991.

In 1994 there was a loss of 38 cases on the general docket, which is the predominant docket, a two percent decrease over 1993 filings. This slight decrease in the general docket filings reverses a steady five-year increase in filings although petitions for leave to appeal are still rising.

A total of 1,190 miscellaneous record cases were filed in 1994, a significant increase of 47 percent from 1993 when 809 cases were filed. The miscellaneous record consists primarily of attorney matters, including motions to transfer to inactive status under Rule 770, name-change petitions, and disciplinary cases. In 1994, approximately 626 Rule 770 motions, 273 name-change petitions, and 60 motions for restoration to active status under Rule 759 were filed. Disciplinary matters account for the remaining 231 cases, except for 8 bar admission motions and 10 administrative cases opened for record-keeping purposes, and to implement statutes and rules.

In 1994, 183 miscellaneous docket cases were filed, a three case increase over 1992 when 180 cases were filed. Over the five-year period, cases on the miscellaneous docket have increased by 31 percent, from 140 in 1990 to 183 in 1994. This docket consists of cases filed by *pro se* prisoners. Typically, a matter is placed on the miscellaneous docket, as opposed to the general docket, when papers do not conform to the rules in one or more respects. This docket provides a forum for the incarcerated *pro se* litigant without compromising standard filing requirements.

The supreme court disposed of a total of 3,109 cases in 1994, an increase of 400 cases or 15 percent over 1993 dispositions.

Petitions for Leave to Appeal

In 1994, 1,586 petitions were filed, a gain of 18 cases over the 1993 filings on the leave to appeal docket, and a 9.8 percent increase over the 1,444 leave to appeal cases filed in 1990, as presented in table 2.

The supreme court allowed 121 petitions, including 40 disposed of with supervisory orders. Of the petitions acted upon, eight percent were allowed, an increase from the prior year. Excluding the petitions disposed of with supervisory orders, 5.4 percent were allowed.

As in the prior four years, more petitions were filed in people cases, but more civil petitions were allowed than people petitions.

Mandatory Appeals

As seen in table 3, capital case filings decreased by 40.5 percent in 1994 and are comparable to the numbers of filings in 1991 and 1992. In 1994, 16 direct appeals from the imposition of the death sentence and 6 capital post-conviction appeals, which are also appealed directly from the circuit court, were filed. In 1991 and 1992, the direct appeals totaled 16 each year, and in 1991 the capital post-conviction appeals totaled 10, with 8 in 1992.

Direct appeals from the circuit court under Rules 302(a) and 603 in cases in which a statute has been held invalid also decreased over the past year with 26 notices of appeal filed in 1993 and 7 in 1994. This number had remained fairly constant over the previous four years.

Seven certificates of importance from the appellate court were filed in 1994, constituting 39 percent of the certificates filed since 1990. The increase in 1994 continues a trend that began with last year's increase in filings.

Other Activity

In 1994, the supreme court filed 139 full opinions, disposing of 164 cases, a 60 opinion (76 percent) increase over 1993 when 79 opinions were filed disposing of 88 cases (table 5).

The court ruled on 55 petitions for rehearing in decided cases, allowing 1 (table 6); entertained oral argument in 134 cases (table 4); and considered over 1,820 motions on the general docket, including 89 original action motions under Rules 381, 382 and 383 (table 1), cases which generally require the court's consideration of questions of law arising from interlocutory decisions of lower courts, tribunals or officials.

Attorney disciplinary activity (table 7) in 1994 was concentrated on the miscellaneous record where the court disciplined 107 attorneys by order and suspended 19 attorneys on an interim basis by order. In addition, the court issued two opinions in disciplinary cases, imposing discipline in both cases. As presented on table 1, no disciplinary cases were filed on the general docket, i.e., transferred by the court from the miscellaneous docket for briefing, argument and opinion, representing the five-year low.

In 1994, pursuant to Supreme Court Rule 3, adopted September 28, 1994, effective October 1, 1994, the supreme court instituted a proposed rule docket which spreads of record rule proposals and amendments being considered by the court or its committees. In December 1994, the supreme court rules committee forwarded to the clerk of the court for docketing 8 matters under consideration.

The supreme court, which is responsible for regulating the practice of law in the state, licensed 2,991 attorneys in 1994, a ten-year high and an increase of 167 from the 2,824 licenses awarded in 1993. During the past five years, 17,040 lawyers were licensed, an average of 3,408 per year.

Table 1
Summary of Case Filings and Final Dispositions
Supreme Court of Illinois
1990 - 1994

Filings	Grand Total	Total General Docket	Direct Appeals by Right (a)	Certificates of Importance (b)	Direct Appeal by Permission (c)	Petitions for Leave to Appeal (d)	Original Action Motions (e)	Attorney Disc. Cases on General Docket (f)	Other General Docket (g)	Total Misc. Record (h)	Total Misc. Docket (i)
1990	2631	1644	51	2	4	1444	107	6	30	847	140
1991	2718	1723	50	2	9	1526	87	3	46	863	132
1992	2747	1783	46	2	5	1561	116	1	52	812	152
1993	2775	1786	63	5	1	1568	115	4	30	809	180
1994	**3121**	**1748**	**29**	**7**	**10**	**1586**	**89**	**0**	**27**	**1190**	**183**
Dispo-sitions											
1990	2536	1574	34	3	9	1298	103	7	121	820	141
1991	2685	1669	25	2	8	1403	89	6	136	909	107
1992	2806	1862	87	1	6	1482	118	2	166	791	153
1993	2709	1737	25	3	3	1496	103	3	104	808	164
1994	**3109**	**1743**	**57**	**3**	**14**	**1449**	**99**	**2**	**119**	**1165**	**201**

(a) Appeals directly from the circuit court: Capital cases (Ill. Const. 1970, art. VI , § 4; Rule 603 appeals from imposition of death sentence and appeals in post-conviction proceedings under Rule 651) and statutes held invalid (Rules 302(a) and 603). (b) Certification of case by Appellate Court under Rule 316. (c) Rule 302(b) motions. (d) Dispositions do not include petitions allowed in a given year unless entire case disposed of in that year. (e) Motions filed under Rule 381 (mandamus, prohibition, habeas corpus), Rule 382 (redistricting), Rule 383 (supervisory authority). (f) Prior to November 1990, a respondent seeking Supreme Court review of a disciplinary recommendation was permitted to file as a matter of right exceptions to the Review Board report, and the case, which initially was docketed as a Miscellaneous Record, was briefed and argued on the General Docket. Due to amendment of Rule 753 in November 1990, both respondent and the Administrator must petition for leave to file exceptions, and it is within the court's discretion whether a matter will be disposed of by opinion on the General Docket or by order as a Miscellaneous Record. (g) Other dispositions include final disposition of cases in which discretionary review was granted in prior year(s). (h) The Miscellaneous Record consists primarily of attorney matters, including disciplinary cases, motions to transfer to inactive status, petitions to change name on roll of attorneys, and bar-admission motions. (i) Cases are filed on the Miscellaneous Docket when papers tendered by pro se prisoners do not conform to Supreme Court Rules.

Table 2
Summary of Petitions for Leave to Appeal and/or Appeal as a Matter of Right
Under Rules 315/317 - General Docket
Supreme Court of Illinois
1990 - 1994

	Total Filed	(People)	(Civil)	Total Allowed	(People)	(Civil)	Denied or Dismissed	Total Disposed	Percent Allowed (e)
1990	1444	(749)	(695)	125	(45)	(80)	1251	1376	9.1%
1991	1526	(817)	(709)	124 (a)	(44)	(80)	1345	1469	8.4%
1992	1561	(874)	(687)	104 (b)	(40)	(64)	1421	1549	6.9%
1993	1568	(858)	(710)	116 (c)	(50)	(66)	1440	1556	7.4%
1994	**1586**	**(860)**	**(726)**	**121 (d)**	**(58)**	**(63)**	**1388**	**1509**	**8.0%**

(a) Includes 4 petitions allowed and decided with supervisory orders.
(b) In addition to the 104 petitions allowed, 24 petitions were denied with supervisory orders which are not reflected in the "denied or dismissed" category.
(c) Includes 13 petitions allowed and decided with supervisory orders.*
(d) Includes 40 petitions allowed and decided with supervisory orders.
(e) Relationship between petitions allowed and all petitions disposed, i.e., denied, dismissed, allowed.

* In the 1993 Annual Report, the number of petitions allowed and decided with supervisory orders was inaccurately reported as 3 and should have been 13.

Table 3
Mandatory Jurisdiction Appeals - General Docket
Supreme Court of Illinois
1990 - 1994

	Total Filed	Capital		Statute Invalid		Certificate of Importance		Total Dis-posed	Capital		Statute Invalid		Certificate of Importance	
		Imposition of death sentence	Post-Con-viction	People	Civil	People	Civil		Imposi-tion of death sentence	Post-Conviction	People	Civil	People	Civil
1990	53	23	7	20	1	0	2	37	18	3	8	5	1	2
1991	52	16	10	21	3	0	2	27	14	6	4	1	0	2
1992	48	16	8	13	9	0	2	88	28	10	42	7	0	1
1993	68	20	17	18	8	0	5	28	15	4	2	4	0	3
1994	**36**	**16**	**6**	**1**	**6**	**1**	**6**	**60**	**19**	**7**	**19**	**12**	**0**	**3**

Table 4
Summary of the Call of the Docket
Supreme Court of Illinois
1990 - 1994

	Cases Submitted	(People)	(Civil)
1990	135 (a)	(68)	(67)
1991	155 (b)	(80)	(75)
1992	127 (c)	(58)	(69)
1993	129	(62)	(67)
1994	**134 (d)**	**(69)**	**(65)**

Cases submitted on briefs without oral argument: (a)2; (b)2; (c)5; (d)3

Table 5
Summary of Opinions
Supreme Court of Illinois
1990 - 1994

	Total Filed (a)	(People)	(Civil)	Disposing of Cases on the Merits
1990	156	(75)	(81)	174
1991	116	(54)	(62)	133
1992	176	(87)	(89)	212
1993	79	(39)	(40)	88
1994	**139**	**(65)**	**(74)**	**164**

(a) Full opinions; does not include dissenting or concurring opinions.

Table 6
Summary of Rehearings
Supreme Court of Illinois
1990 - 1994

	Total Filed	(People)	(Civil)	Total Allowed (a)	(People)	(Civil)
1990	55	(26)	(29)	0	(0)	(0)
1991	51	(28)	(23)	0	(0)	(0)
1992	68	(39)	(29)	1	(0)	(1)
1993	52	(25)	(27)	4	(1)	(3)
1994	**55**	**(26)**	**(29)**	**1**	**(1)**	**(0)**

(a) Petitions not allowed are denied or, occasionally, dismissed or withdrawn on motion.

Table 7
Attorney Disciplinary Cases
Supreme Court of Illinois
(Calendar Year 1994)

Discipline Imposed by Order	Dispositions
Rule 753 proceedings on recommendation of Hearing or Review Boards of the Attorney Registration and Disciplinary Commission	57
Rule 762(a) Voluntary disbarment	25
Rule 762(b) Discipline on consent	15
Rule 763 Reciprocal discipline	10
	107

Discipline Imposed by Opinion	2

Interim Suspension orders	
Rule 761	12
Rule 774	6
Rule 761 & 774	1

Reinstatement to Roll of Attorneys	0

Total Dispositions	**128**

Reprimand	Censure	Interim Suspension	Probationary Suspension	Suspension	Disbarment	Total Disposi -tions
2	12	19	13	48	34	128

Figure 1

Filings
1990 - 1994

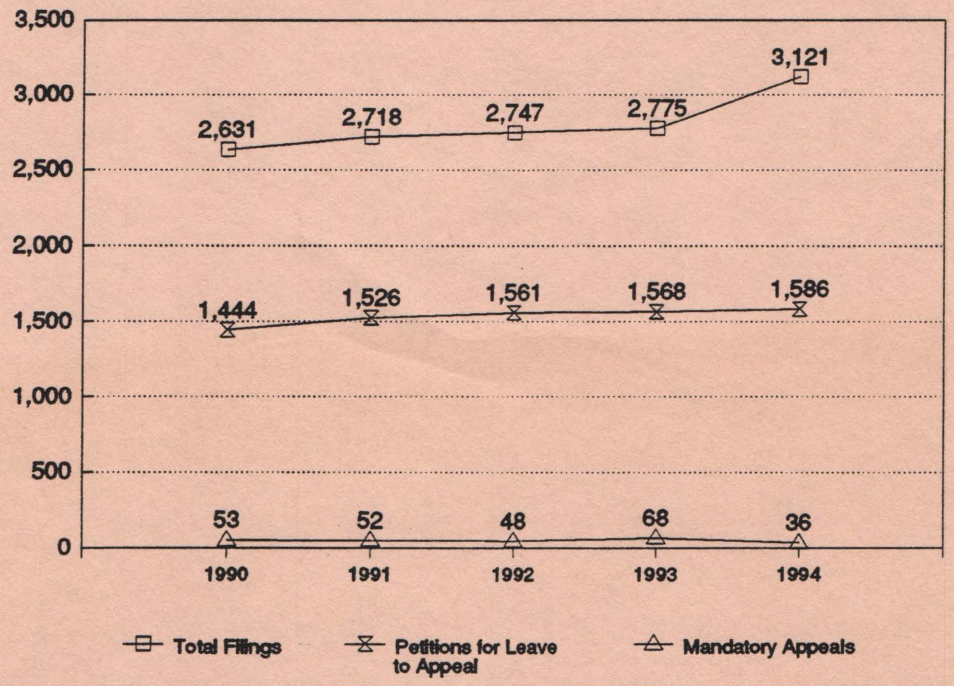

Figure 2

Petitions for Leave to Appeal Filed as a Percent of Appeals Decided by Appellate Court Opinion or Rule 23 Order
1990 - 1994

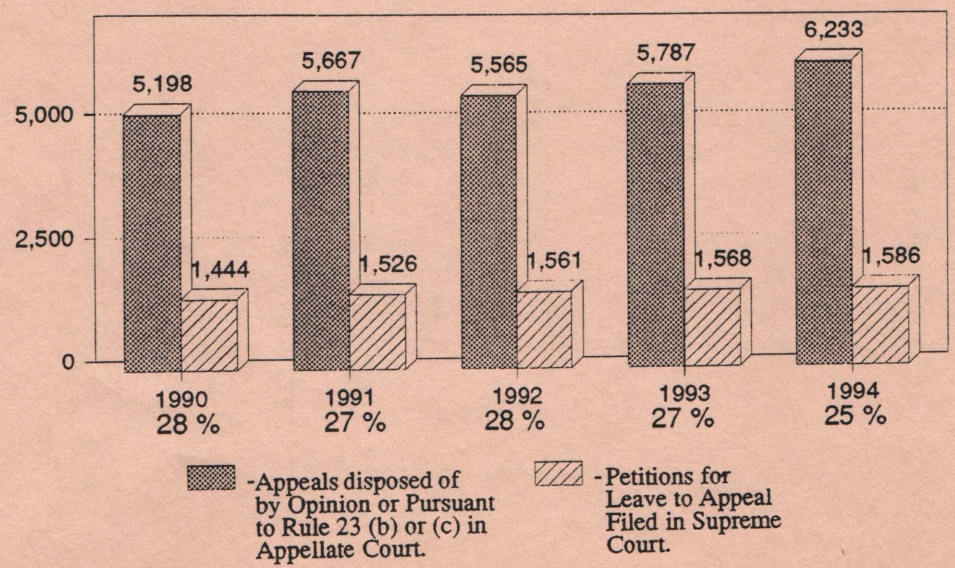

Source: Table 2 and Appellate Court Statistics.

ADMINISTRATIVE OFFICE OF THE ILLINOIS COURTS
840 SOUTH SPRING STREET
SPRINGFIELD, ILLINOIS 62704-2652