

# ILLINOIS COURTS

STATISTICAL SUMMARY

# 2023

# ACKNOWLEDGMENTS


While the 2023 Annual Statistical Summary for the Illinois Courts continues its reporting on a variety of caseload data points, it is important to note that the effects of the COVID-19 Pandemic in 2020 and 2021, as well as the significant changes undertaken in the the rewrite of the Manual on Recordkeeping effective January 1, 2022, still continue in the pages of this summary. Some of these changes include the drop in case filings and case dispositions associated with the pandemic in 2020 and 2021, as well as the addition of new casetypes and the rebranding of others due to the new Manual on Recordkeeping.

Some recent case category changes have required alteration or deletion of long standing charts, such as the Age of Open Cases charts, due to the lack of cases in certain categories (i.e. very few of the new case categories had cases over a year in age), as well as statistical outliers in older case categories (i.e. almost every case in an older category no longer used will be over a year in age).

Throughout the report, you will see some explanatory footnotes that aid in better understanding the format of the report, as well as some areas where data may not be immediately available, or existing data may potentially be misunderstood. The reader is advised to keep these facts in mind as information is gathered and analysis is conducted.

# TABLE OF CONTENTS

<b>i</b>	Title Page	<b>113</b>	Juvenile Caseload Statistics by County
<b>ii</b>	Acknowledgments	<b>134</b>	Other Caseload Statistics by County
<b>iii</b>	Contents	<b>155</b>	Age of Open Cases by Case Category Downstate Circuits
		<b>156</b>	Time Lapse: Case Filing to Date of Verdict by Circuit
		<b>161</b>	Time Lapse: Case Filing to Date of Verdict by County
<b>CIRCUIT COURTS OF ILLINOIS</b>			
<b>6</b>	Map of Judicial Circuits of Illinois		
<b>7</b>	Graphical Presentation of Five-Year Trends Total Caseload and Selected Case Categories		
<b>8</b>	Definition of Case Categories - Circuit	<b>164</b>	Financial Summary of the Circuit Courts of Illinois
<b>13</b>	Courts of Illinois Five-Year Trends	<b>165</b>	Circuit Clerk Fees and Other Revenue
		<b>168</b>	Circuit Clerk Cost Of Operating Circuit Clerk Disbursement of Funds
		<b>174</b>	Fines, Penalties, Assessments, and Forfeitures
<b>18</b>	Caseload, Clearance Rates and Statistical Records of Circuit Courts of Illinois	<b>210</b>	Fees of Others Miscellaneous
		<b>222</b>	Disbursements
<b>19</b>	Caseload Summaries by Circuit		
<b>20</b>	Case Filing Ratio: Judge/Population	<b>225</b>	Mandatory Arbitration
<b>21</b>	Clearance Rates by Circuit and Case Category - Five-Year Trends	<b>226</b>	Mandatory Arbitration Program Statistics
<b>28</b>	Caseload Statistics Definitions	<b>227</b>	Mandatory Arbitration Circuit Caseload
<b>29</b>	Civil Caseload Statistics by County	<b>236</b>	Mandatory Arbitration Circuit Average Award
<b>50</b>	Family Caseload Statistics by County		
<b>71</b>	Criminal Caseload Statistics by County		
<b>92</b>	Conservation & Traffic Caseload Statistics by County		



Compiled and Published by  
the Administrative Office of  
the Illinois Courts.

3101 Old Jacksonville Road  
Springfield, Illinois 62704  
(217) 558-4490

# TABLE OF CONTENTS

---

<b>238</b>	Adult and Juvenile Probation and Supervised Pretrial Release
<b>239</b>	Abbreviations
<b>240</b>	Active Adult Caseload
<b>244</b>	Pretrial Eligibility and Release
<b>247</b>	Adult Investigations Report
<b>250</b>	Adult Probation Programs Ordered
<b>254</b>	Adult Risk Classification
<b>258</b>	Active Juvenile Caseload
<b>262</b>	Juvenile Investigations Report
<b>266</b>	Juvenile Risk Classification
<b>270</b>	Juvenile Petitions Continued Under Supervision / Adjudications
<b>273</b>	Juvenile Programs Ordered
<b>276</b>	Juvenile Placements

## APPELLATE COURT OF ILLINOIS

<b>280</b>	Map of Appellate and Supreme Court Judicial Districts and Directory of Appellate Clerks
<b>281</b>	Graphical Presentation of Five-Year Trends Total Caseload and Caseload by District
<b>287</b>	Caseload Summary by District
<b>288</b>	Case Dispositions by District

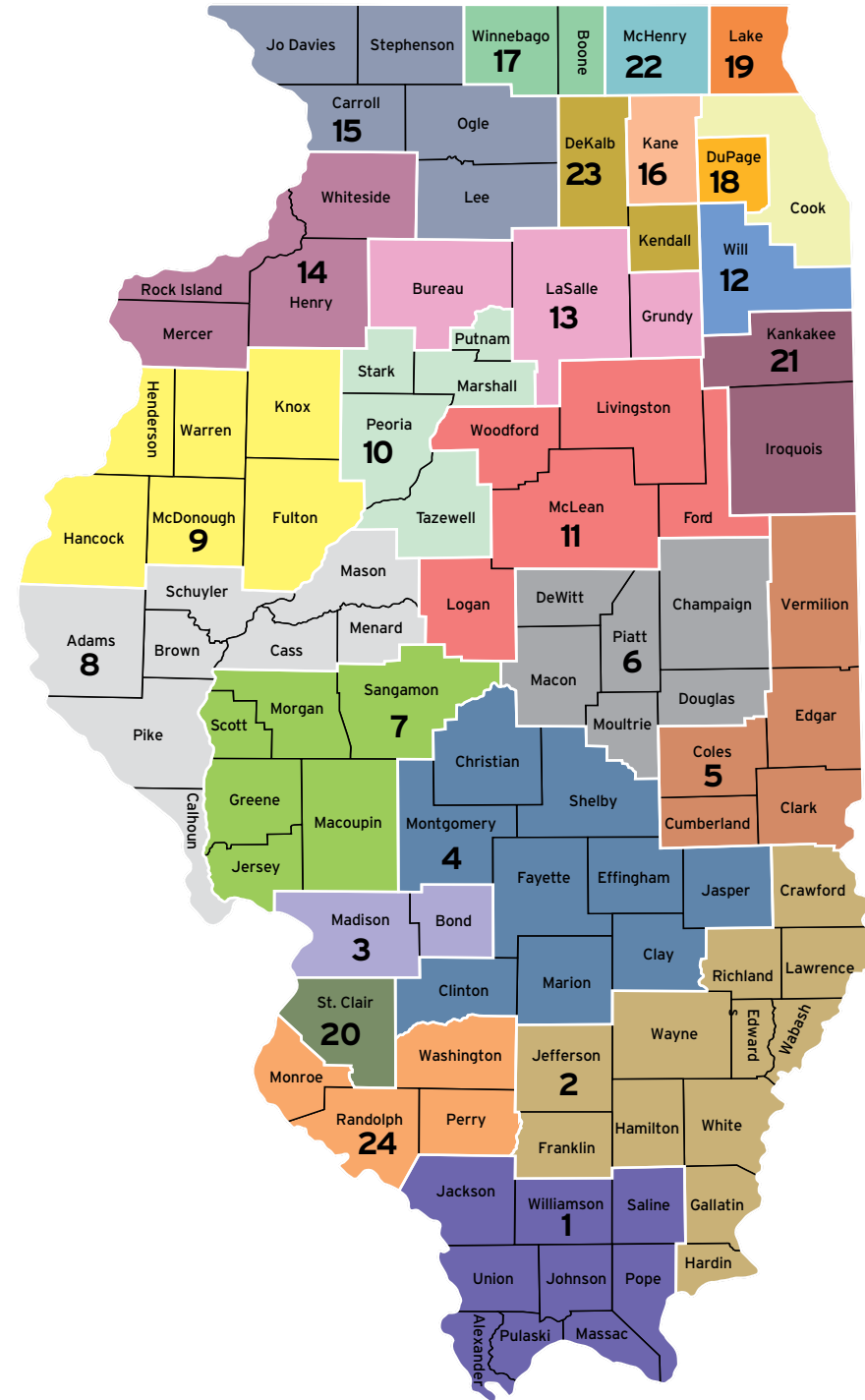
<b>289</b>	Method of Case Disposition
<b>290</b>	Time Lapse: Case Filing to Disposition
<b>291</b>	Time Lapse: Brief Filing to Disposition
<b>292</b>	Opinions and Rule 23 Orders

## SUPREME COURT OF ILLINOIS

<b>294</b>	Caseload and Statistical Records Case Filings and Dispositions
<b>296</b>	Table 1: Summary of Case Filings and Final Dispositions
<b>297</b>	Table 2: Summary of Petitions for Leave to Appeal and/or Rules 315/317
<b>298</b>	Table 3: Mandatory Jurisdiction Appeals
<b>298</b>	Table 4: General Docket People and Civil Cases
<b>299</b>	Table 5: Summary of Call of the Docket
<b>300</b>	Table 6: Summary of Opinions
<b>300</b>	Table 7: Summary of Rehearings
<b>301</b>	Table 8: Attorney Disciplinary Cases
<b>302</b>	Figure 1: Filings
<b>303</b>	Figure 2: Petitions for Leave to Appeal Filed as a Percent of Appeals decided by Appellate court Opinion or Rule 23 Order

# **CIRCUIT COURTS OF ILLINOIS**

# MAP OF JUDICIAL CIRCUITS OF ILLINOIS



**GRAPHICAL PRESENTATION  
OF FIVE-YEAR TRENDS  
TOTAL CASELOAD AND  
SELECTED CASE CATEGORIES**

# DEFINITION OF CASE CATEGORIES

## CIVIL CATEGORY

### AR

An Arbitration case number shall be assigned to every arbitration-eligible case at the time it is filed; the case shall retain the AR number even if it subsequently is assigned to a civil court call. *NOTE: This case category shall be used only by counties that have initiated Mandatory Arbitration as defined by Supreme Court Rules 86 through 95.*

### CH

A Chancery case number shall be assigned to a complaint for equitable relief in matters, such as contract actions, trusts, and title to real property.

### ED

An Eminent Domain case number shall be assigned to proceedings involving compensation to an owner for property taken for public use.

### EV

An Eviction case number shall be assigned to any commercial or residential eviction proceeding and for any proceeding for ejection.

### FC

A Foreclosure case number shall be assigned to any residential or commercial foreclosure proceeding.

### GC

Each Governmental Corporation shall have one permanent case number containing such matters as organization, appointment of officers, approval of bonds, and routine orders confirming annexation. A new GC case shall be assigned to each petition filed seeking consideration by the court on new matters.

### GR

A Guardianship case number shall be assigned for any case involving guardianship of a minor, person with a disability, or an estate of any person under the Probate Act of 1975, as amended.

### L / LA

A Law case number shall be assigned to tort, contract, and a variety of other actions in which the damages sought are greater than \$50,000. The amount of damages contained in the complaint pursuant to Supreme Court Rule 222, excluding interest and costs, determines the category, not the amount of the verdict or judgment. If no specific amount is claimed, an LA number shall be assigned. *Note: The L case type was assigned to cases prior to January 1, 2022.*



# DEFINITION OF CASE CATEGORIES

## CIVIL CATEGORY CONTINUED

### LM

A Law Magistrate case number shall be assigned to tort, contract, and a variety of other actions in which the damages sought are \$50,000 or less. The amount of damages contained in the complaint pursuant to Supreme Court Rule 222, excluding interest and costs, determines the category, not the amount of the verdict or judgment. *NOTE: A tort or contract case in which the damages sought are \$10,000 or less is assigned an SC number.*

### MC

Each Municipal Corporation shall have one permanent case number and file folder for routine matters to be considered by the court. This file will contain such matters as organization, appointment of officers, approval of bonds, and routine orders confirming annexation. *Note: The MC case type was assigned to cases prior to January 1, 2022.*

### MH

A Mental Health case number shall be assigned to proceedings involving hospitalization, discharge, or restoration to legal status. When a proceeding relative to a resident of Illinois is held in a county other than the county in which the person resides and a transcript of such proceeding (including change of status reports) is received by the circuit clerk of the county of such person's residence, the clerk shall assign a new MH case number.

### MR

A Miscellaneous Remedy case number shall be assigned to complaints seeking review of administrative decisions (other than of a tax commission) and a variety of other actions that include change of name, demolition, and corporation dissolution.

### P / PR

A Probate case number shall be assigned to estates of decedents and missing persons. *Note: The P case type was assigned to cases prior to January 1, 2022.*

### SC

A Small Claim case number shall be assigned to "...a civil action based on either tort or contract for money not in excess of \$10,000, exclusive of interest and costs" (Supreme Court Rule 281).

### TX

A Tax case number shall be assigned to the annual tax sale, petitions for tax deed, objections, and a variety of other actions relating to the collection of taxes.

# DEFINITION OF CASE CATEGORIES

## FAMILY CATEGORY

### AD

An Adoption case number shall be assigned to every adoption case filed pursuant to 750 ILCS 50/0.01 *et seq.*

### D

A Dissolution case number shall be assigned to a complaint for dissolution of marriage, annulment, or separate maintenance.

*Note: The D case type was assigned to cases prior to January 1, 2022.*

### DC

A Dissolution with Children case number shall be assigned to a complaint for dissolution of marriage, civil union, annulment, petitions for legal separation, or separate maintenance as defined in 750 ILCS 5/303 when at the time of filing there are minor children. *NOTE: Petitions for Orders of Protection shall be assigned a separate OP case number.*

### DN

A Dissolution No Children case number shall be assigned to a complaint for dissolution of marriage, civil union, annulment, petition for legal separation or separate maintenance as defined in 750 ILCS 5/303 when at the time of filing there are no minor children. *NOTE: Petitions for Orders of Protection shall be assigned a separate OP case number.*

### F / FA

A Family case number shall be assigned to a variety of matters including proceedings to establish the parent-child relationship, notice to putative fathers, and certain actions relating to child support. *NOTE: Petitions for Orders of Protection shall be assigned a separate OP case number.*

*Note: The F case type was assigned to cases prior to January 1, 2022.*

# DEFINITION OF CASE CATEGORIES

## CRIMINAL CATEGORY

### CF

A Criminal Felony case number shall be assigned when a complaint, information or indictment is filed in which at least one county charges a felony as defined in the Unified Code of Corrections (730 ILCS 5/5-1 et seq.)

### CM

A Criminal Misdemeanor case number shall be assigned when a case is filed in which the most serious charge carries a penalty of less than one-year imprisonment, limited to Class A, B, or C offenses as defined in the Unified Code of Corrections (730 ILCS 5/5-1 et seq.), which are not otherwise defined as CV, DV, DT, OV, QC, MT and TR cases.

### DT

A Driving Under the Influence case number shall be assigned to any case charging a violation of a statute, ordinance, or regulation governing driving or operating under the influence of alcohol, other drug, or combination thereof under Section 11-501 of the Illinois Vehicle Code, Section 5-7 of the Snowmobile Registration and Safety Act, and Section 5-16 of the Boat Registration and Safety Act. If the offense is punishable upon conviction by imprisonment in a penitentiary, the case shall be assigned a CF case number.

### DV

A Domestic Violence case number shall be assigned to any case in which a violation of domestic battery under Section 12-3.2 of the Criminal Code (720 ILCS 5/12-3.2). If the offense is punishable upon conviction by imprisonment in a penitentiary, the case shall be assigned a CF case number.

### OV

An Ordinance Violation case number shall be assigned to any case in which violation of a local ordinance is charged. Violations of traffic ordinance as defined by Supreme Court Rule 501(f) shall be given an MT, TR, or DT case number, as appropriate.

### QC

A Quasi-Criminal case number shall be assigned to any offense classified as Petty or Business as defined in the Unified Code of Corrections (730 ILCS 5/5-1 et seq.), which is not otherwise defined as DT, MT, TR, or CV case.

---

## CONSERVATION & TRAFFIC CATEGORY

### CV

A Conservation case number shall be assigned to any case defined by Supreme Court Rule 501(c).

### TR

A Minor Traffic case number shall be assigned to any case defined by Supreme Court Rule 501(f)(1)(ii).

### MT

A Major Traffic case number shall be assigned to any case defined by Supreme Court Rule 501(f)(1)(i), except DUI cases.

# DEFINITION OF CASE CATEGORIES

## JUVENILE CATEGORY

### J / JV

A Juvenile case number shall be assigned to all cases involving minors requiring authoritative intervention as defined by 705 ILCS 405/3-1 *et seq.* of the Juvenile Court Act of 1987, or to any other proceedings initiated under 705 ILCS 405/1-1 *et seq.* of the Juvenile Court Act of 1987, except those defined by the JA and JD categories. A JV case shall not contain abuse, neglect or dependency matters, a JA case number shall be assigned instead. *Note: The J case type was assigned to cases prior to January 1, 2022.*

### JA

A Juvenile Abuse and Neglect case number shall be assigned to all cases involving dependent, neglected or abused minor as defined by 705 ILCS 405/2-1, *et seq.* of the Juvenile Court Act of 1987. A JA case shall include only abuse, neglect, and dependency matters. A separate JA case number shall be assigned to each minor respondent.

### JD

A Juvenile Delinquency case number shall be assigned to all cases involving addicted minors as defined by the Substance Use Disorder Act (705 ILCS 405/4-1 *et seq.*) or delinquent minors as defined by the Juvenile Court Act of 1987 (705 ILCS 405/5-101 *et seq.*). A JD case shall not contain abuse, neglect, or dependency matters.

---

## ALL OTHER CATEGORIES

### CC

A Contempt of Court case number shall be assigned to any proceeding where a finding of indirect or direct contempt of court, for charges initiated against a person who is not a party to the action in which the contemptuous conduct allegedly occurred, including a juror who has been impaneled. The CC category shall be used in both civil and criminal contempt proceedings against non-parties. A Contempt of Court case number shall be assigned when a juror who has not responded to a juror summons has been found in contempt.

### CL

A Civil Law case number shall be assigned to all cases for civil law violations as defined in Supreme Court Rule 585.

### MX

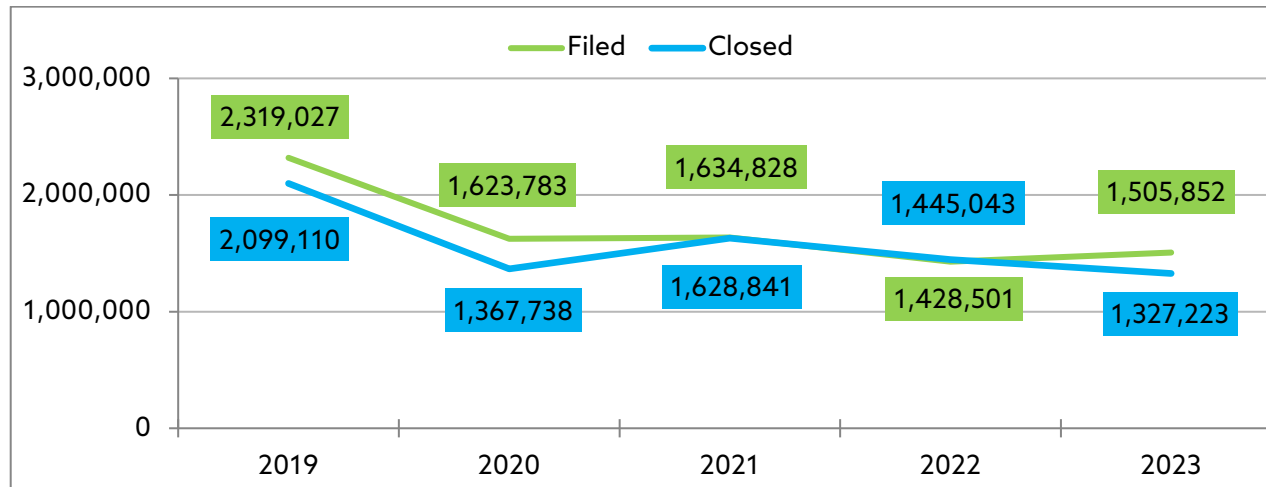
A Miscellaneous Criminal case number shall be assigned to a variety of actions for civil processes relating to criminal proceedings, such as search warrants, grand jury proceedings, statutory summary suspensions, probationer transfers, eavesdropping, seized property, sealing and expungement petitions, habeas corpus, and administrative subpoenas.

### OP

An Order of Protection case number shall be assigned to any petition for an order of protection, petition for stalking no contact order, firearms restraining order, or civil no contact order. Nothing precludes local practices where an OP case may be combined with another civil, criminal, or juvenile case; however, a separate OP case number shall be assigned to all order of protection proceedings.

# CIRCUIT COURTS OF ILLINOIS FIVE-YEAR TRENDS

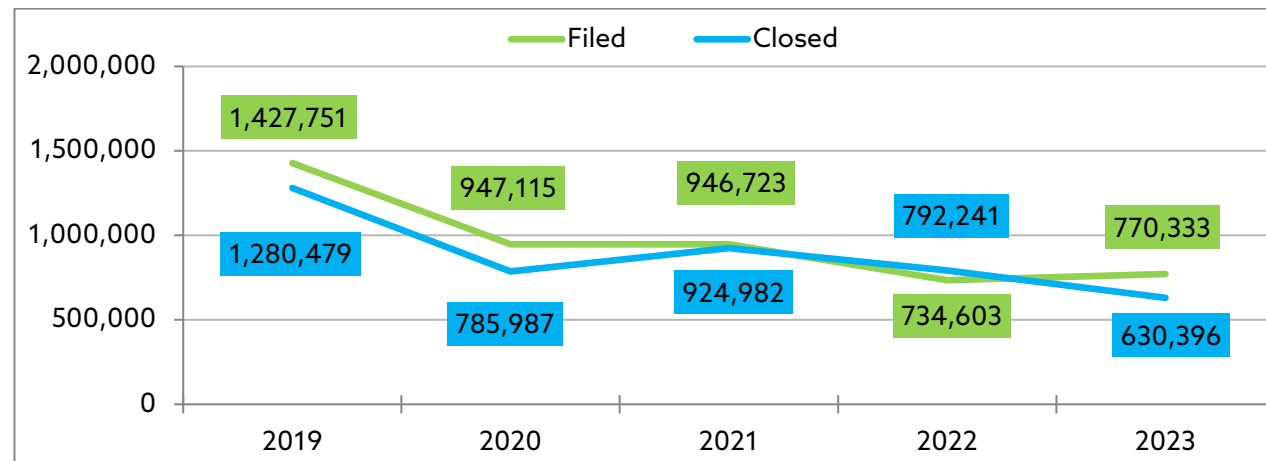
## TOTAL CASES



From 2019 to 2022, the total new filed cases decreased by 38.4%. From 2019 to 2023, the total new filed cases decreased by 35%.

From 2019 to 2022, the total closed cases decreased by 31.1%. From 2019 to 2023, the total closed cases decreased by 36.7%.

## TRAFFIC CASES\*



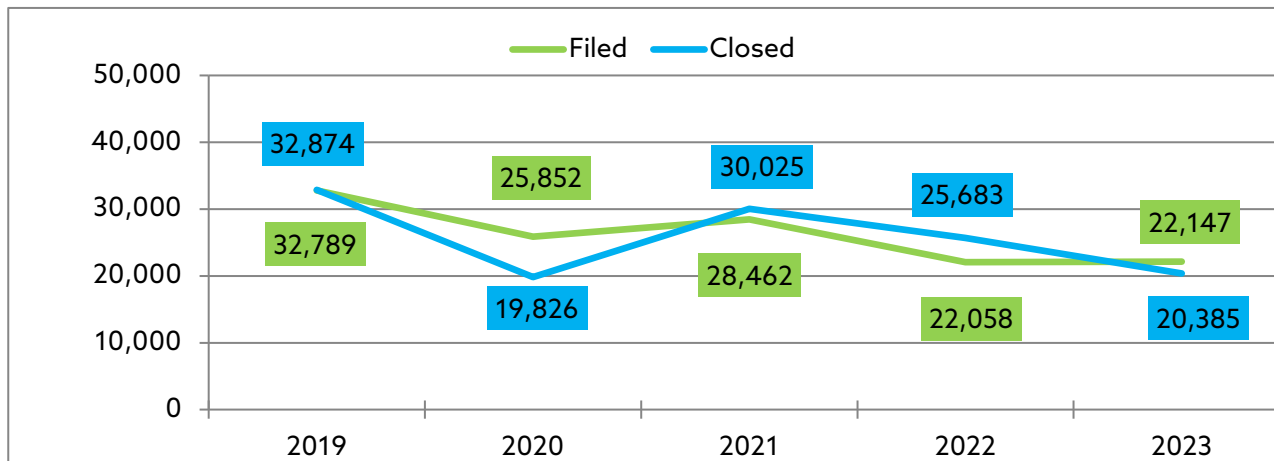
From 2019 to 2022, new filed traffic cases decreased by 48.5%. From 2019 to 2023, new filed traffic cases decreased by 46%.

From 2019 to 2022, closed traffic cases decreased by 38.1%. From 2019 to 2023, closed traffic cases decreased by 50.7%.

\*Excluding parking tickets and DUI

# CIRCUIT COURTS OF ILLINOIS FIVE-YEAR TRENDS

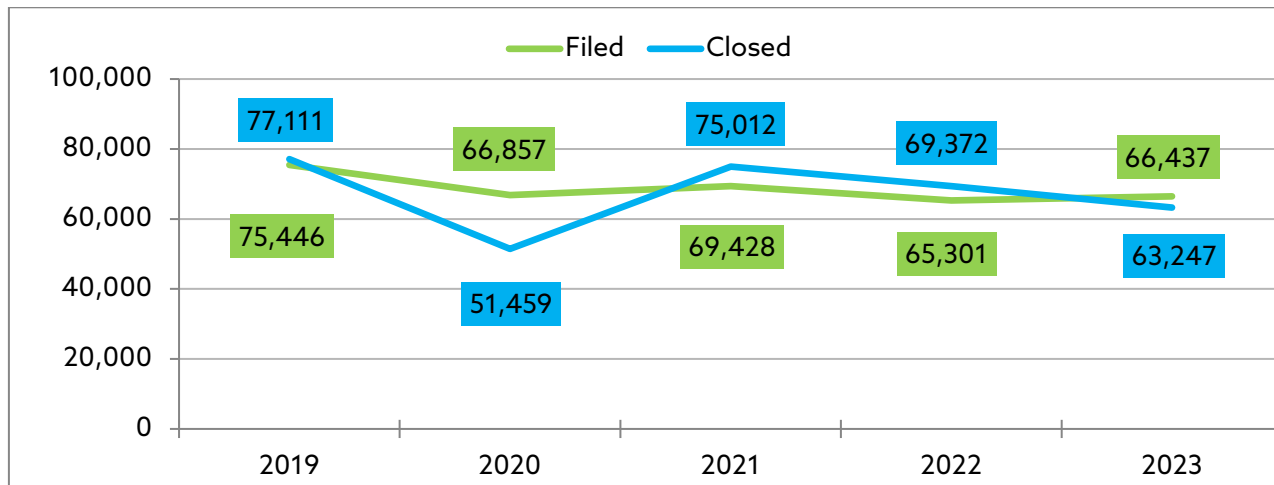
## DUI CASES



From 2019 to 2022, new filed DUI cases decreased by 32.7%. From 2019 to 2023, new filed DUI cases decreased by 32.4%.

From 2019 to 2022, closed DUI cases decreased by 21.8%. From 2019 to 2023, closed DUI cases decreased by 37.9%.

## FELONY CASES

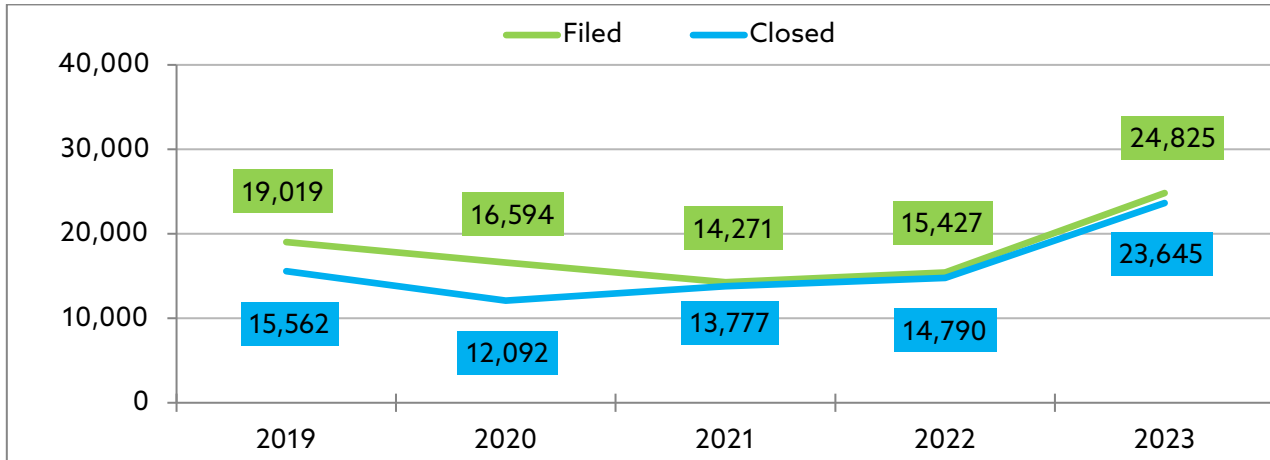


From 2019 to 2022, new filed felony cases decreased by 13.4%. From 2019 to 2023, new filed felony cases decreased by 11.9%.

From 2019 to 2022, closed felony cases decreased by 10%. From 2019 to 2023, closed felony cases decreased by 17.9%.

# CIRCUIT COURTS OF ILLINOIS FIVE-YEAR TRENDS

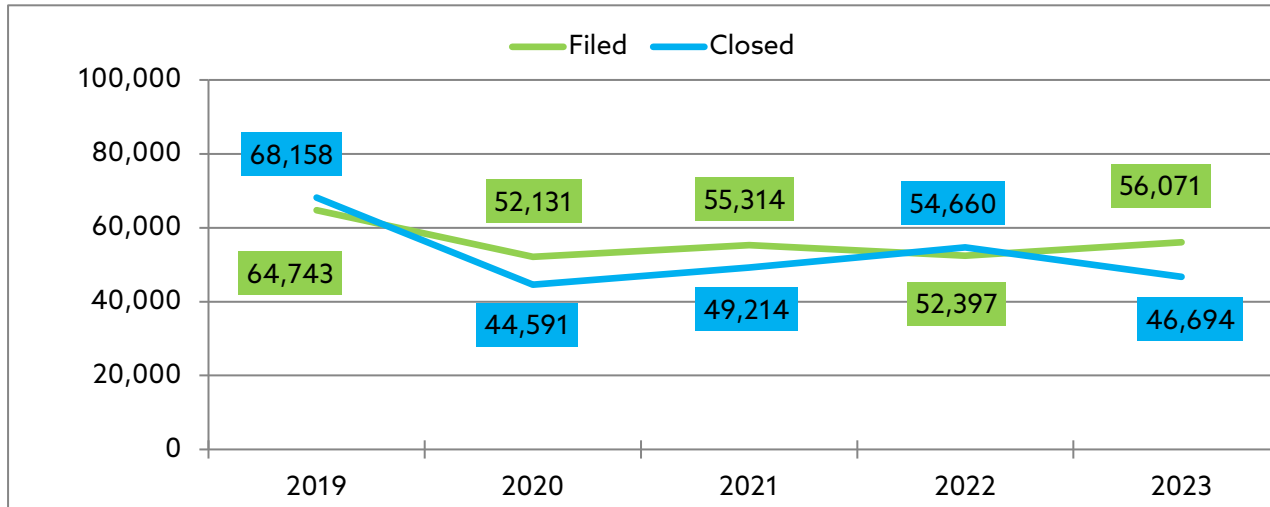
## JUVENILE



From 2019 to 2022, new filed juvenile cases decreased by 18.8%. From 2019 to 2023, new filed juvenile cases increased by 30.5%.

From 2019 to 2022, closed juvenile cases decreased by 4.9%. From 2019 to 2023, closed juvenile cases increased by 51.9%.

## DISSOLUTION AND FAMILY

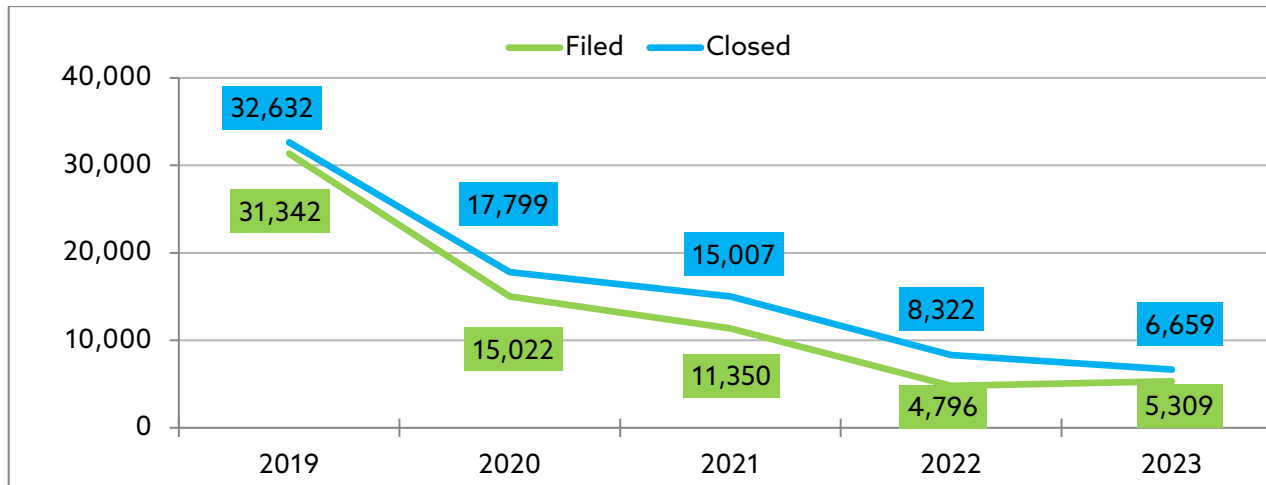


From 2019 to 2022, new filed dissolution and family cases decreased by 19%. From 2019 to 2023, new filed dissolution and family cases decreased by 13.3%.

From 2019 to 2022, closed dissolution and family cases decreased by 19.8%. From 2019 to 2023, closed dissolution and family cases decreased by 31.4%.

# CIRCUIT COURTS OF ILLINOIS FIVE-YEAR TRENDS

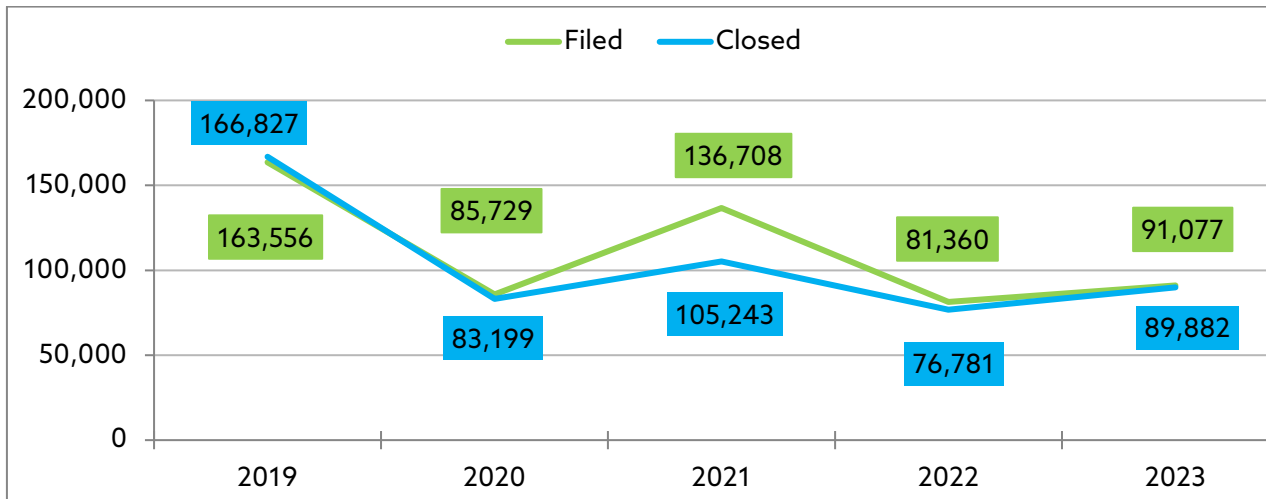
## CHANCERY



From 2019 to 2022, new filed chancery cases decreased by 84.6%. From 2019 to 2023, new filed chancery cases decreased by 83%.

From 2019 to 2022, closed chancery cases decreased by 74.4%. From 2019 to 2023, closed chancery cases decreased by 79.5%.

## ALL LAW CASES



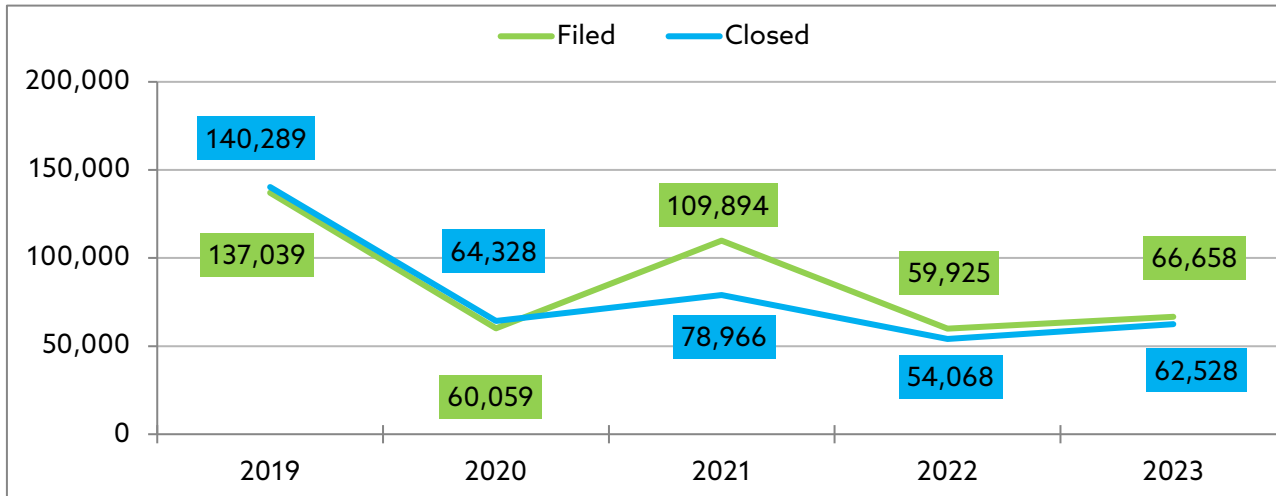
From 2019 to 2022, the total new filed law cases decreased by 50.2%. From 2019 to 2023, the total new filed law cases decreased by 44.3%.

From 2019 to 2022, the total closed law cases decreased by 53.9%. From 2019 to 2023, the total closed law cases decreased by 46.1%.



# CIRCUIT COURTS OF ILLINOIS FIVE-YEAR TRENDS

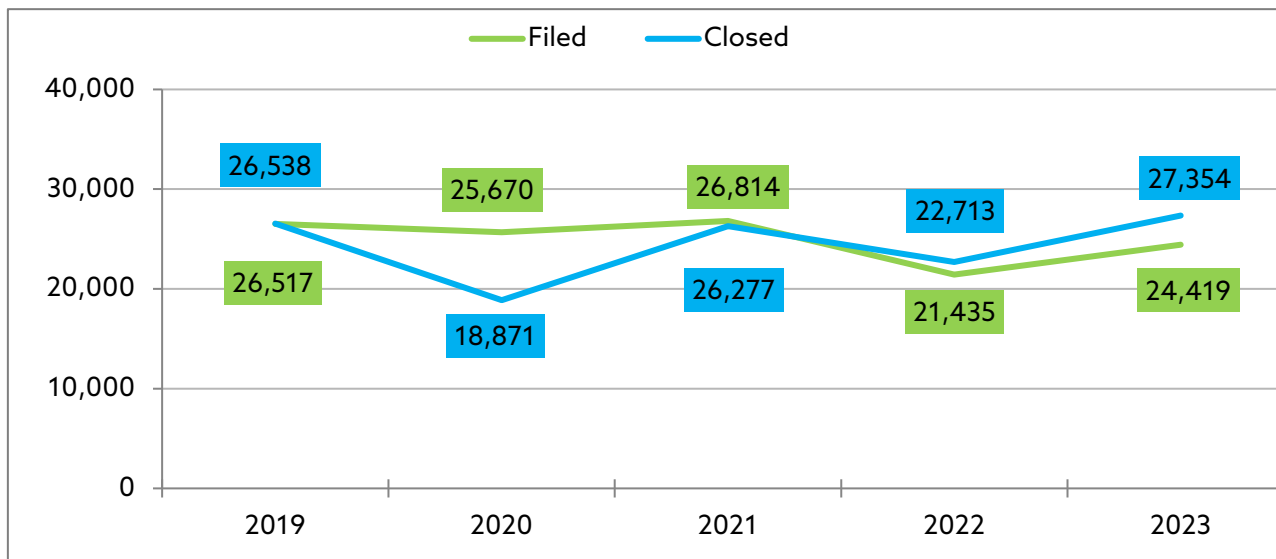
## LAW CASES \$50,000 AND LESS



From 2019 to 2022, new filed law cases under \$50,000 decreased by 56.2%. From 2019 to 2023, new filed law cases under \$50,000 decreased by 51.3%.

From 2019 to 2022, closed law cases under \$50,000 decreased by 61.4%. From 2019 to 2023, closed law cases under \$50,000 decreased by 55.4%.

## LAW CASES OVER \$50,000



From 2019 to 2022, new filed law cases over \$50,000 decreased by 19.1%. From 2019 to 2023, new filed law cases over \$50,000 decreased by 7.9%.

From 2019 to 2022, closed law cases over \$50,000 decreased by 14.4%. From 2019 to 2023, closed law cases over \$50,000 increased by 3%.

**CASELOAD,  
CLEARANCE RATES,  
AND STATISTICAL  
RECORDS OF THE  
CIRCUIT COURTS OF  
ILLINOIS**

# CASELOAD SUMMARIES BY CIRCUIT

## CIRCUIT COURTS OF ILLINOIS CALENDAR YEAR 2023

CIRCUIT	BEGINNING OPEN	NEW FILED	REINSTATED	CLOSED	ENDING OPEN	INCREASE/DECREASE % OF 2023 OPEN CASES
1st	130,685	46,749	47	51,880	123,565	-5.4
2nd	44,024	25,138	26	24,486	42,210	-4.1
3rd	70,140	46,446	229	53,045	63,385	-9.6
4th	38,141	31,788	57	32,779	36,164	-5.2
5th	58,442	25,911	108	22,254	56,792	-2.8
6th	217,955	50,254	263	47,984	219,903	0.9
7th	94,613	52,151	12	48,846	99,236	4.9
8th	21,103	19,194	19	18,486	20,998	-0.5
9th	30,727	20,385	6	18,636	33,490	9.0
10th	53,862	40,187	113	39,639	53,753	-0.2
11th	34,586	42,674	578	42,199	34,261	-0.9
12th	79,623	89,750	2,704	96,685	75,497	-5.2
13th	19,078	26,453	483	28,092	17,586	-7.8
14th	56,976	36,565	20	38,178	54,208	-4.9
15th	25,264	22,760	17	23,119	24,514	-3.0
16th	52,178	59,773	3,779	62,101	51,221	-1.8
17th	73,268	49,950	179	49,932	72,698	-0.8
18th	100,038	118,533	633	117,961	101,244	1.2
19th	27,452	73,500	4,962	78,394	554,586	1920.2
20th	95,390	36,667	62	31,546	100,994	5.9
21st	44,511	19,979	1	19,005	45,222	1.6
22nd	14,545	43,131	1,072	43,546	15,420	6.0
23rd	18,934	24,958	271	27,402	17,873	-5.6
24th	11,129	11,331	6	10,561	11,312	1.6
DOWNSTATE TOTAL	1,412,664	1,014,227	15,647	1,026,756	1,926,132	36.3
COOK COUNTY	302,613	491,625	4,607	300,467	498,378	64.7
STATE TOTAL	1,715,277	1,505,852	20,254	1,327,223	2,424,510	41.3

Note: Due to changes in Lake County's (19th Circuit) case management system, there are noticeable differences in the number of open cases at the end of 2023 when compared to prior years.

Note: Due to changes in Cook County's case management system, there are variances in the number of cases being reported as open on January 1, 2023, when compared to the number of cases reported as open on December 31, 2022. There will also be noticeable differences in the number of cases filed and closed in 2023 when compared to prior years.

# CASE FILING RATIO: JUDGE/POPULATION

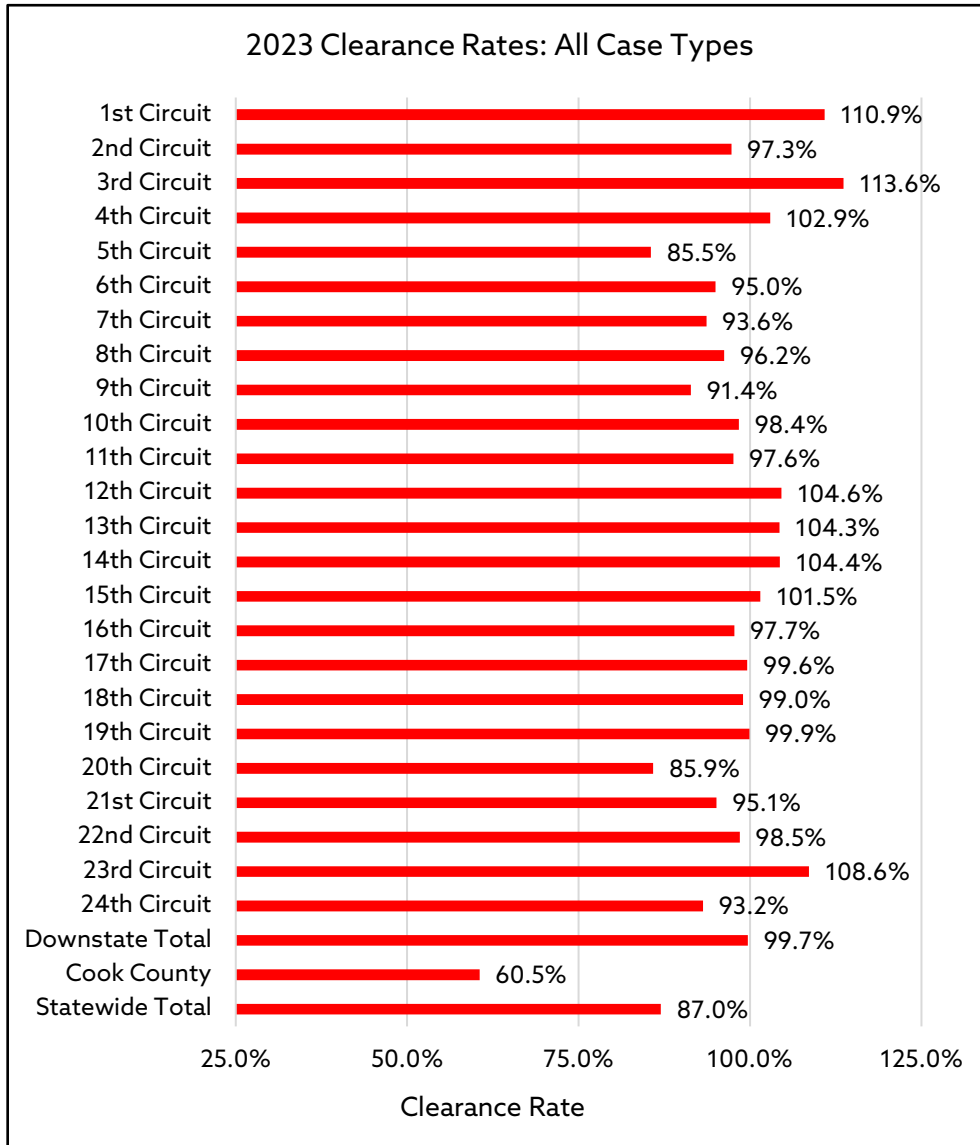
## CIRCUIT COURTS OF ILLINOIS CALENDAR YEAR 2023

CIRCUIT	NUMBER OF COUNTIES	2023 CENSUS POPULATION ESTIMATE	TOTAL NUMBER OF CASES FILED DURING 2023 *	NUMBER OF JUDGES			NUMBER OF CASES FILED PER JUDGE	NUMBER OF CASES FILED PER 1000 POPULATION
				CIRCUIT	ASSOCIATE	TOTAL		
1st	9	198,687	46,749	14	7	21	2,226	235.3
2nd	12	184,281	25,138	14	6	20	1,257	136.4
3rd	2	279,202	46,446	9	13	22	2,111	166.4
4th	9	232,555	31,788	12	7	19	1,673	136.7
5th	5	159,395	25,911	11	6	17	1,524	162.6
6th	6	372,285	50,254	14	11	25	2,010	135.0
7th	6	306,993	52,151	12	9	21	2,483	169.9
8th	8	133,200	19,194	10	5	15	1,280	144.1
9th	6	147,250	20,385	9	4	13	1,568	138.4
10th	5	339,516	40,187	9	11	20	2,009	118.4
11th	5	284,886	42,674	11	10	21	2,032	149.8
12th	1	700,728	89,750	16	21	37	2,426	128.1
13th	3	194,616	26,453	8	5	13	2,035	135.9
14th	4	259,669	36,565	12	10	22	1,662	140.8
15th	5	165,306	22,760	8	8	16	1,423	137.7
16th	1	514,982	59,773	13	17	30	1,992	116.1
17th	2	334,124	49,950	9	17	26	1,921	149.5
18th	1	921,213	118,533	15	32	47	2,522	128.7
19th	1	708,760	73,500	16	24	40	1,838	103.7
20th	1	251,018	36,667	8	12	20	1,833	146.1
21st	2	132,076	19,979	7	5	12	1,665	151.3
22nd	1	312,800	43,131	8	10	18	2,396	137.9
23rd	2	240,264	24,958	8	5	13	1,920	103.9
24th	4	98,811	11,331	4	3	7	1,619	114.7
DOWNSTATE TOTAL	101	7,472,617	1,014,227	257	258	515	1,969	135.7
COOK COUNTY	1	5,087,072	491,625	233	139	372	1,322	96.6
STATE TOTAL	102	12,559,689	1,505,852	490	397	887	1,698	119.9

\* Total of all cases in all categories: Civil, Family, Criminal, Conservation & Traffic, Juvenile and Other.

# 2023 CLEARANCE RATES BY CIRCUIT

## ALL CASE TYPES



## FIVE YEAR TREND CLEARANCE RATES: ALL CASE TYPES

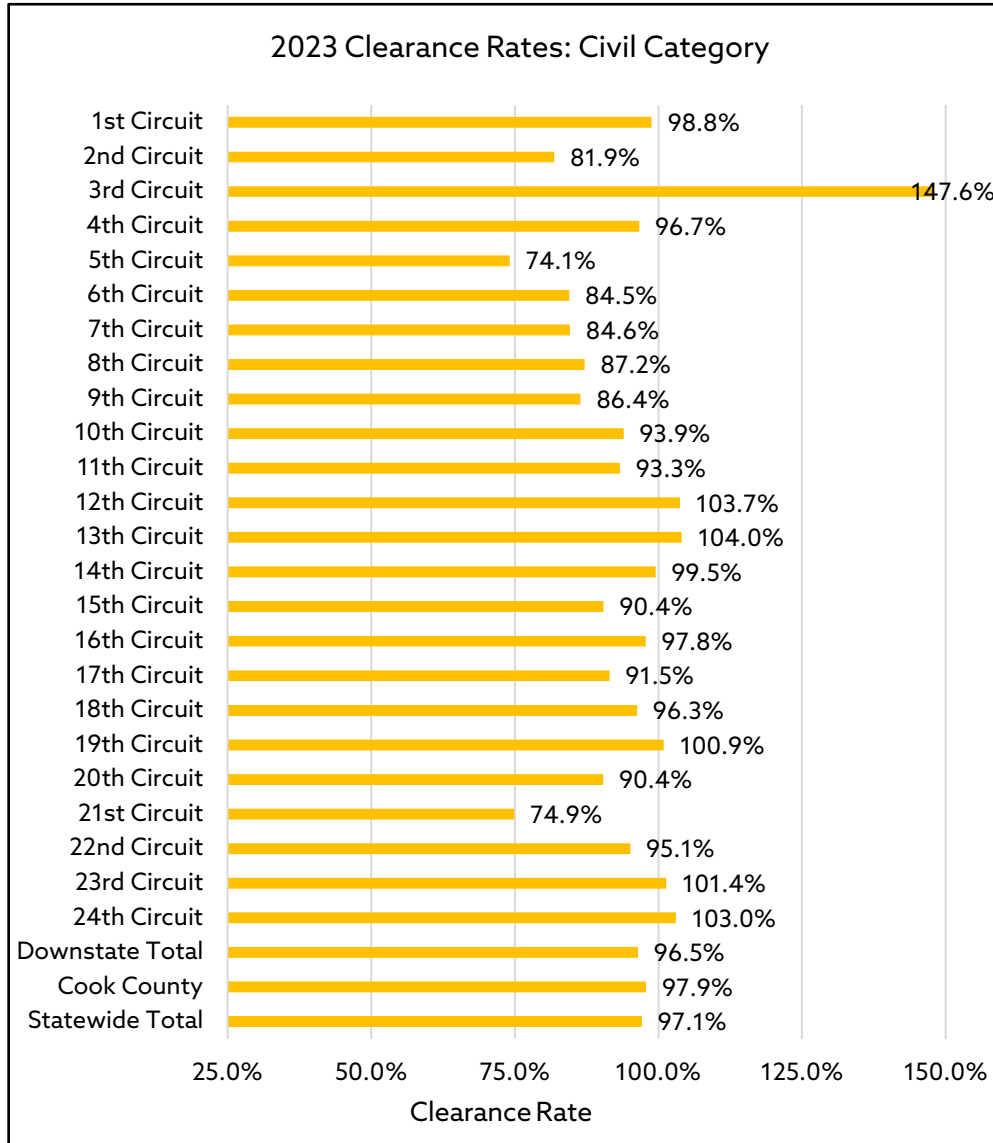
Circuit	2023	2022	2021	2020	2019
1st	110.9%	114.7%	102.6%	96.2%	90.2%
2nd	97.3%	103.3%	97.7%	87.1%	91.3%
3rd	113.6%	124.1%	107.6%	83.4%	92.4%
4th	102.9%	104.1%	96.8%	83.0%	96.0%
5th	85.5%	106.1%	85.2%	69.3%	78.9%
6th	95.0%	95.6%	91.6%	88.3%	92.6%
7th	93.6%	105.8%	134.1%	106.3%	116.0%
8th	96.2%	103.9%	102.4%	90.8%	94.4%
9th	91.4%	106.5%	99.4%	94.0%	98.6%
10th	98.4%	105.4%	90.8%	85.3%	97.1%
11th	97.6%	106.1%	96.8%	94.0%	101.0%
12th	104.6%	115.4%	101.2%	90.7%	97.6%
13th	104.3%	109.9%	97.5%	93.2%	96.0%
14th	104.4%	107.5%	93.2%	90.1%	94.5%
15th	101.5%	112.0%	101.2%	89.1%	95.6%
16th	97.7%	139.1%	99.5%	44.1%	71.3%
17th	99.6%	109.9%	103.0%	101.5%	98.0%
18th	99.0%	102.1%	110.7%	82.5%	100.6%
19th	99.9%	114.7%	102.3%	97.0%	100.9%
20th	85.9%	96.3%	107.9%	92.4%	96.9%
21st	95.1%	94.6%	66.1%	45.9%	69.0%
22nd	98.5%	105.8%	104.3%	93.7%	102.0%
23rd	108.6%	111.1%	112.5%	81.6%	98.5%
24th	93.2%	-	-	-	-
DOWNSTATE TOTAL	99.7%	109.3%	102.5%	86.8%	95.5%
COOK COUNTY	60.5%	71.8%	86.0%	74.1%	78.3%
STATE TOTAL	87.0%	95.6%	97.2%	82.5%	89.2%

Note: Clearance Rate Percentage equals the number of closed cases divided by the sum of new filed and reinstated cases, with the total multiplied by 100.

# CLEARANCE RATES BY CIRCUIT

## CIVIL CATEGORY

(Arbitration, Chancery, Eminent Domain, Eviction, Foreclosure, Governmental Corporation, Guardianship, Law, Law Magistrate, Mental Health, Miscellaneous Remedy, Municipal Corporation, Probate, Small Claims, Tax)



## FIVE YEAR TREND CLEARANCE RATES: CIVIL CATEGORY

Circuit	2023	2022	2021*	2020*	2019*
1st	98.8%	107.5%	94.6%	111.1%	92.4%
2nd	81.9%	91.2%	79.8%	96.9%	88.6%
3rd	147.6%	98.3%	85.1%	86.7%	93.9%
4th	96.7%	104.9%	86.1%	85.0%	91.8%
5th	74.1%	87.8%	51.9%	48.8%	62.1%
6th	84.5%	74.9%	68.9%	84.0%	81.2%
7th	84.6%	103.0%	129.5%	139.6%	131.0%
8th	87.2%	96.6%	83.3%	100.1%	90.4%
9th	86.4%	97.8%	102.8%	125.2%	96.1%
10th	93.9%	101.0%	80.1%	95.4%	87.3%
11th	93.3%	96.5%	85.3%	99.9%	104.5%
12th	103.7%	104.4%	102.7%	102.7%	98.3%
13th	104.0%	95.7%	98.9%	98.6%	95.3%
14th	99.5%	90.7%	91.7%	87.6%	101.4%
15th	90.4%	89.3%	88.4%	90.1%	91.2%
16th	97.8%	114.0%	65.5%	36.4%	69.4%
17th	91.5%	94.3%	99.7%	99.5%	96.6%
18th	96.3%	108.1%	99.3%	94.6%	95.0%
19th	100.9%	107.4%	96.9%	107.4%	99.3%
20th	90.4%	92.5%	79.4%	92.5%	96.3%
21st	74.9%	68.3%	60.3%	63.1%	85.6%
22nd	95.1%	99.3%	108.2%	94.2%	95.8%
23rd	101.4%	103.9%	106.6%	99.0%	95.9%
24th	103.0%	-	-	-	-
DOWNSTATE TOTAL	96.5%	98.9%	91.4%	93.6%	94.3%
COOK COUNTY	97.9%	68.8%	103.6%	89.7%	95.7%
STATE TOTAL	97.1%	84.7%	97.4%	91.7%	95.0%

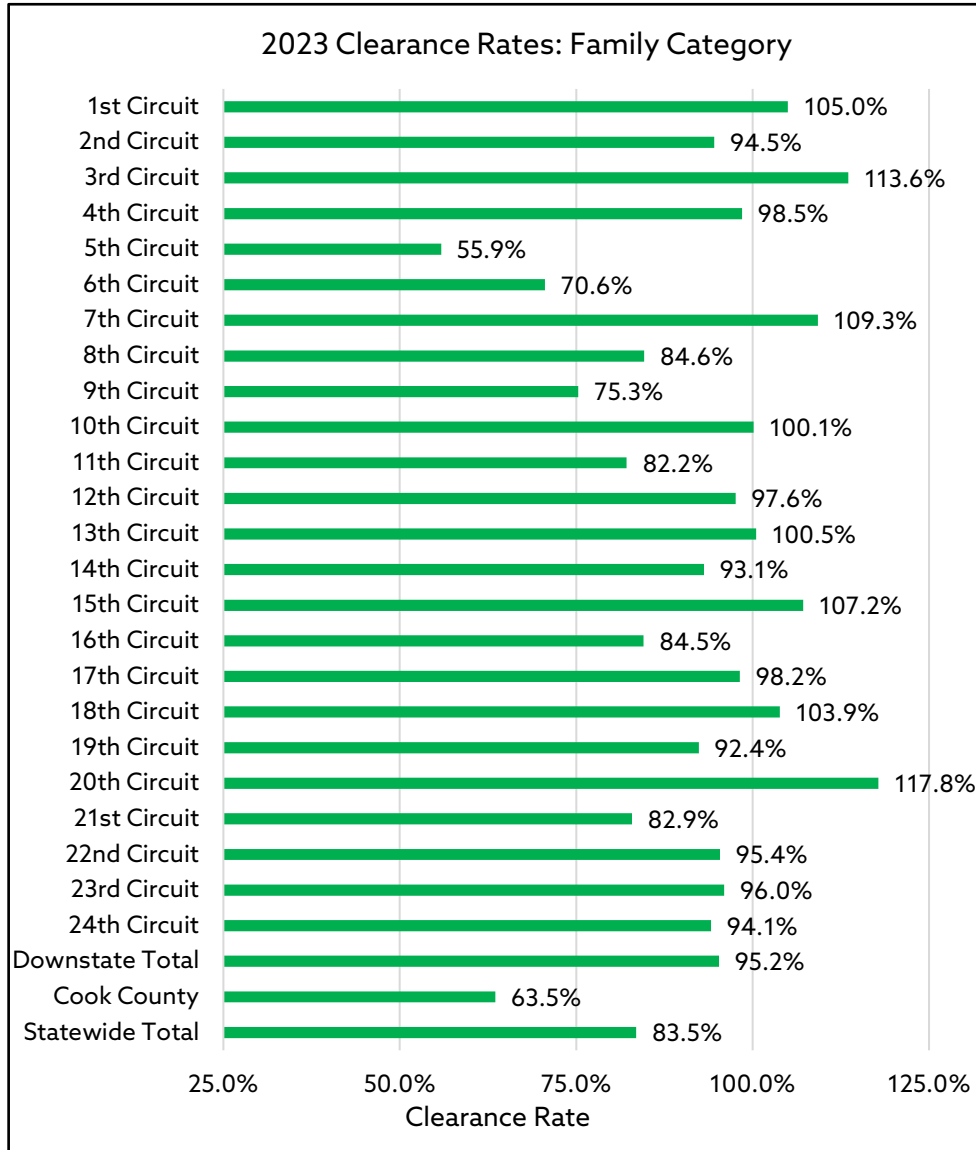
Note: Clearance Rate Percentage equals the number of closed cases divided by the sum of new filed and reinstated cases, with the total multiplied by 100.

\* Includes Arbitration, Chancery, Eminent Domain, Law, Law Magistrate, Municipal Corporation, Mental Health, Miscellaneous Remedy, Probate, Small Claims, Tax

# CLEARANCE RATES BY CIRCUIT

## FAMILY CATEGORY

(Adoption, Dissolution of Marriage, Dissolution No Children, Dissolution with Children, Family)



## FIVE YEAR TREND CLEARANCE RATES: FAMILY CATEGORY

Circuit	2023	2022	2021*	2020*	2019*
1st	105.0%	106.4%	112.3%	93.5%	99.6%
2nd	94.5%	89.1%	91.4%	93.9%	86.7%
3rd	113.6%	110.8%	106.9%	97.4%	97.1%
4th	98.5%	108.7%	94.6%	90.5%	98.1%
5th	55.9%	189.1%	68.1%	63.8%	44.7%
6th	70.6%	72.7%	85.5%	83.8%	88.8%
7th	109.3%	133.4%	137.2%	140.4%	136.0%
8th	84.6%	95.8%	93.9%	94.9%	87.5%
9th	75.3%	78.1%	124.4%	99.1%	97.2%
10th	100.1%	84.6%	90.9%	97.2%	130.0%
11th	82.2%	89.6%	96.8%	93.6%	111.2%
12th	97.6%	103.7%	101.9%	97.6%	100.8%
13th	100.5%	105.5%	95.1%	94.8%	96.2%
14th	93.1%	93.0%	93.6%	92.4%	95.2%
15th	107.2%	99.1%	92.0%	89.4%	89.1%
16th	84.5%	84.3%	100.5%	58.8%	93.8%
17th	98.2%	88.5%	90.8%	92.4%	93.2%
18th	103.9%	144.8%	101.3%	89.4%	148.9%
19th	92.4%	96.9%	99.9%	98.7%	106.0%
20th	117.8%	111.3%	97.7%	92.9%	98.8%
21st	82.9%	82.5%	81.1%	59.7%	82.3%
22nd	95.4%	99.9%	103.0%	95.5%	96.4%
23rd	96.0%	102.9%	97.6%	96.9%	95.9%
24th	94.1%	-	-	-	-
DOWNSTATE TOTAL	95.2%	104.3%	99.0%	93.9%	102.9%
COOK COUNTY	63.5%	98.7%	74.2%	74.1%	92.0%
STATE TOTAL	83.5%	102.4%	91.0%	87.7%	99.3%

Note: Clearance Rate Percentage equals the number of closed cases divided by the sum of new filed and reinstated cases, with the total multiplied by 100.

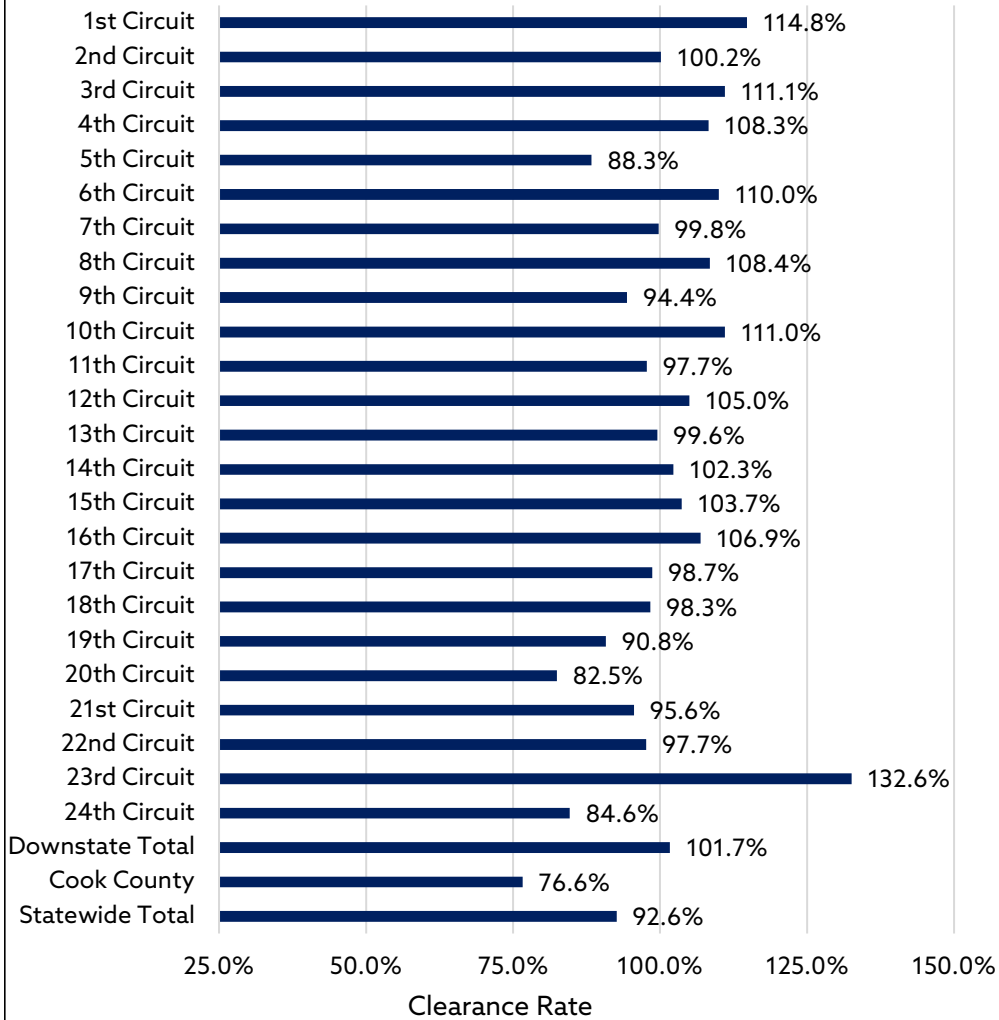
\*Previously Domestic Relations Category. Includes Adoption, Dissolution of Marriage, Family, Order of Protection

# CLEARANCE RATES BY CIRCUIT

## CRIMINAL CATEGORY

(Criminal Felony, Criminal Misdemeanor, Domestic Violence, DUI, Ordinance Violation, Quasi-Criminal)

2023 Clearance Rates: Criminal Category



## FIVE YEAR TREND CLEARANCE RATES: CRIMINAL CATEGORY

Circuit	2023	2022	2021*	2020*	2019*
1st	114.8%	107.0%	87.5%	80.4%	88.3%
2nd	100.2%	102.6%	104.4%	70.4%	85.8%
3rd	111.1%	129.7%	110.1%	65.3%	86.6%
4th	108.3%	93.3%	90.5%	78.5%	93.2%
5th	88.3%	107.4%	100.9%	59.5%	87.3%
6th	110.0%	99.4%	111.2%	89.7%	101.7%
7th	99.8%	108.8%	145.1%	97.4%	119.7%
8th	108.4%	103.9%	112.2%	87.1%	91.4%
9th	94.4%	108.9%	97.1%	94.2%	94.0%
10th	111.0%	103.5%	97.8%	80.6%	93.0%
11th	97.7%	97.2%	100.7%	79.7%	98.4%
12th	105.0%	105.5%	105.5%	58.2%	91.5%
13th	99.6%	97.1%	96.9%	88.4%	92.3%
14th	102.3%	109.8%	98.9%	78.2%	89.2%
15th	103.7%	111.4%	104.2%	81.7%	92.5%
16th	106.9%	155.7%	136.3%	54.6%	114.0%
17th	98.7%	101.3%	102.2%	98.8%	103.0%
18th	98.3%	104.1%	107.7%	78.3%	97.2%
19th	90.8%	114.5%	102.4%	86.0%	97.3%
20th	82.5%	102.2%	94.7%	80.5%	93.9%
21st	95.6%	79.9%	46.8%	43.6%	52.4%
22nd	97.7%	103.9%	99.2%	86.5%	105.6%
23rd	132.6%	118.5%	111.5%	71.1%	102.0%
24th	84.6%	-	-	-	-
DOWNSTATE TOTAL	101.7%	108.9%	104.9%	78.0%	95.8%
COOK COUNTY	76.6%	73.8%	101.5%	64.0%	59.9%
STATE TOTAL	92.6%	94.0%	103.5%	72.1%	78.6%

Note: Clearance Rate Percentage equals the number of closed cases divided by the sum of new filed and reinstated cases, with the total multiplied by 100.

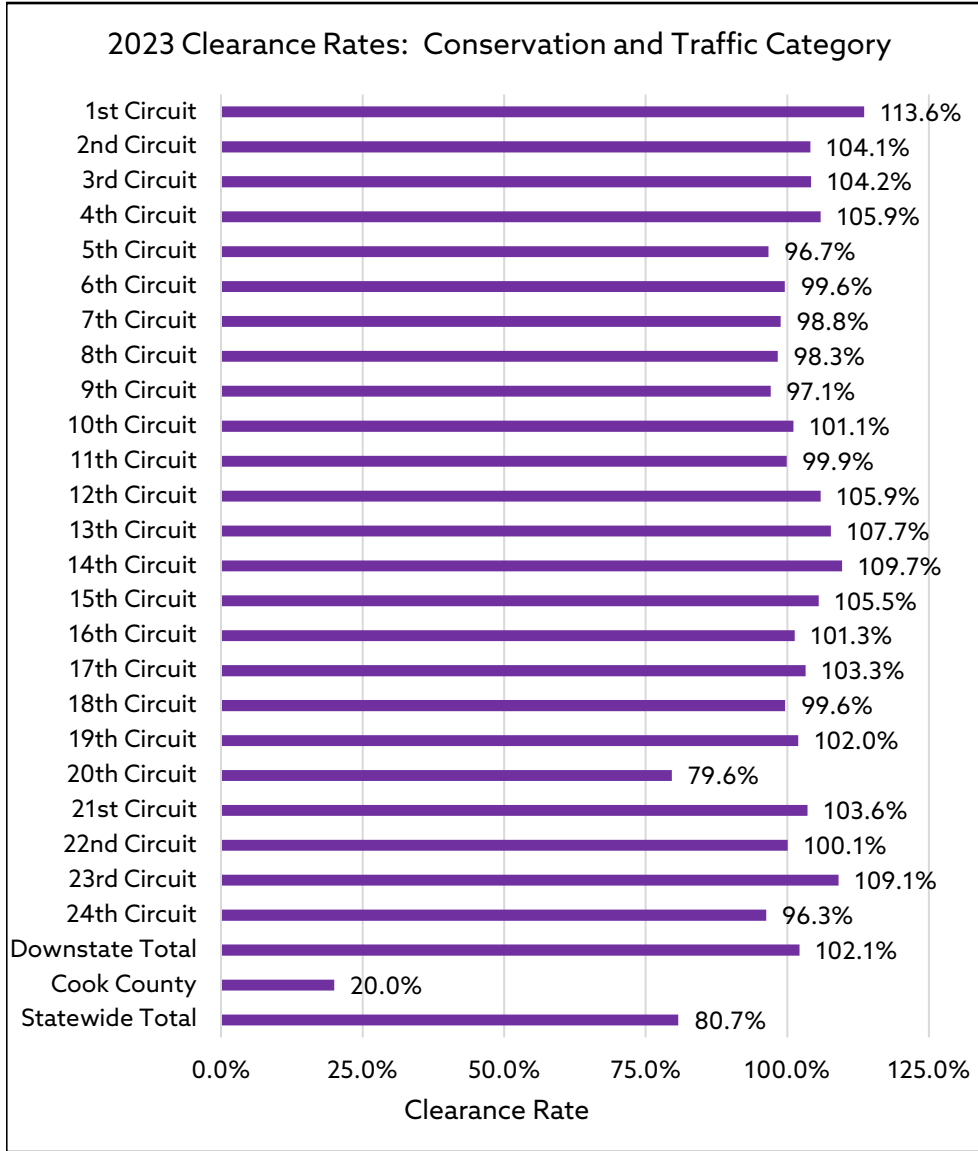
\* Includes Felony, Misdemeanor, DUI



# CLEARANCE RATES BY CIRCUIT

## CONSERVATION AND TRAFFIC CATEGORY

(Conservation Violation, Major Traffic, Minor Traffic)



## FIVE YEAR TREND CLEARANCE RATES: CONSERVATION AND TRAFFIC CATEGORY

Circuit	2023	2022	2021*	2020*	2019*
1st	113.6%	120.1%	104.6%	97.4%	89.9%
2nd	104.1%	114.4%	102.2%	90.3%	96.0%
3rd	104.2%	138.0%	112.3%	89.0%	93.1%
4th	105.9%	110.9%	101.1%	84.9%	98.0%
5th	96.7%	116.2%	96.1%	82.7%	89.9%
6th	99.6%	113.8%	95.1%	91.7%	95.2%
7th	98.8%	112.9%	133.4%	97.2%	108.7%
8th	98.3%	110.2%	108.1%	91.4%	98.0%
9th	97.1%	116.6%	96.0%	89.6%	101.3%
10th	101.1%	114.3%	92.2%	85.2%	97.0%
11th	99.9%	115.2%	99.1%	97.2%	99.7%
12th	105.9%	123.0%	100.6%	91.1%	97.7%
13th	107.7%	122.8%	97.6%	94.2%	96.8%
14th	109.7%	117.6%	93.3%	95.2%	93.7%
15th	105.5%	122.0%	104.0%	91.5%	97.8%
16th	101.3%	158.0%	103.5%	43.5%	66.0%
17th	103.3%	124.3%	105.7%	106.3%	98.5%
18th	99.6%	98.8%	113.3%	81.2%	100.0%
19th	102.0%	119.4%	103.5%	97.5%	101.2%
20th	79.6%	93.5%	121.3%	97.9%	98.1%
21st	103.6%	113.7%	68.0%	40.9%	65.1%
22nd	100.1%	109.8%	104.0%	95.0%	103.3%
23rd	109.1%	114.6%	115.9%	78.5%	99.6%
24th	96.3%	-	-	-	-
DOWNSTATE TOTAL	102.1%	116.5%	105.0%	87.7%	95.3%
COOK COUNTY	20.0%	71.8%	70.4%	67.9%	74.8%
STATE TOTAL	80.7%	102.2%	96.5%	82.3%	88.8%

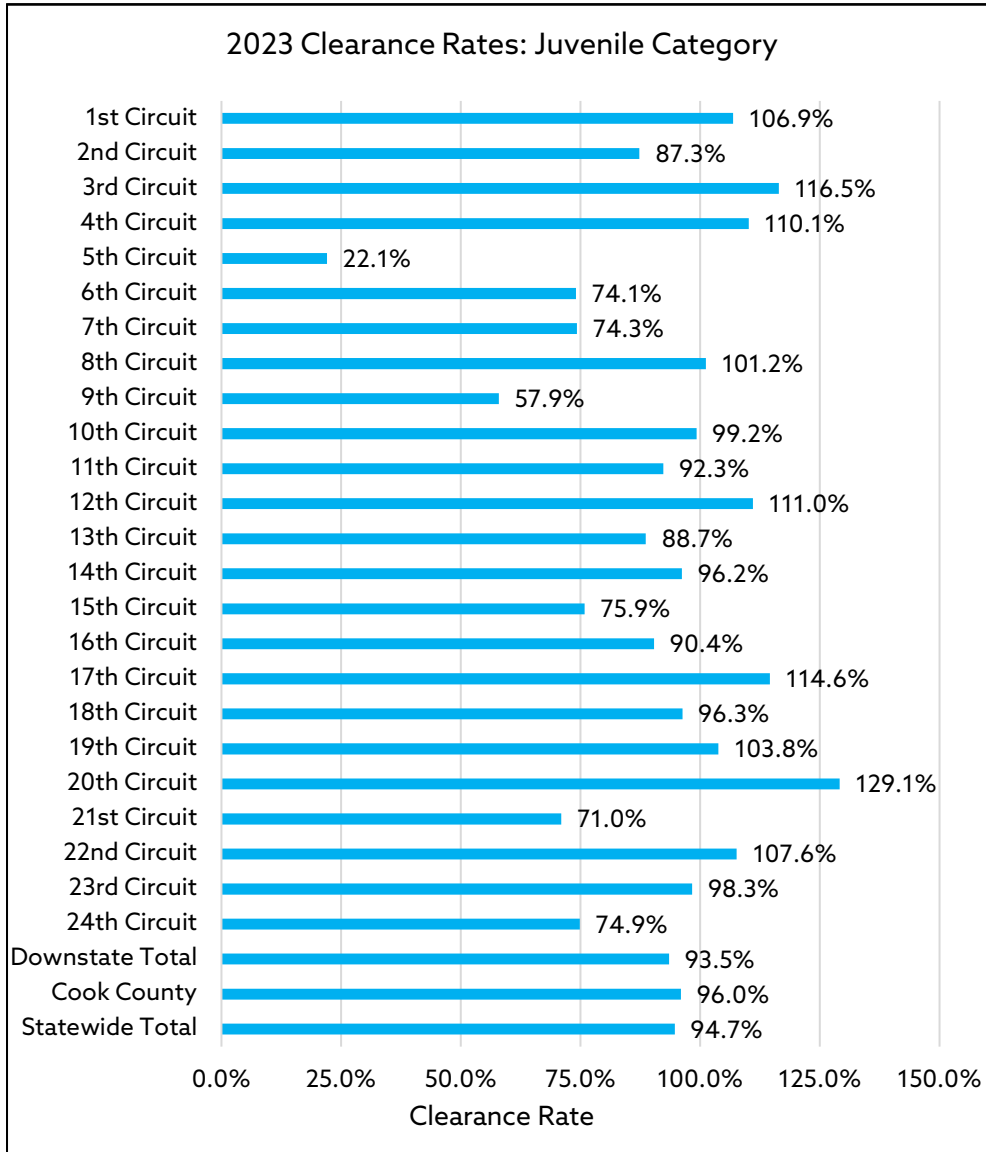
Note: Clearance Rate Percentage equals the number of closed cases divided by the sum of new filed and reinstated cases, with the total multiplied by 100.

\*Includes Civil Law Violation, Conservation, Ordinance Violation, Traffic

# CLEARANCE RATES BY CIRCUIT

## JUVENILE CATEGORY

(Juvenile, Juvenile Abuse & Neglect, Juvenile Delinquency)



## FIVE YEAR TREND CLEARANCE RATES: JUVENILE CATEGORY

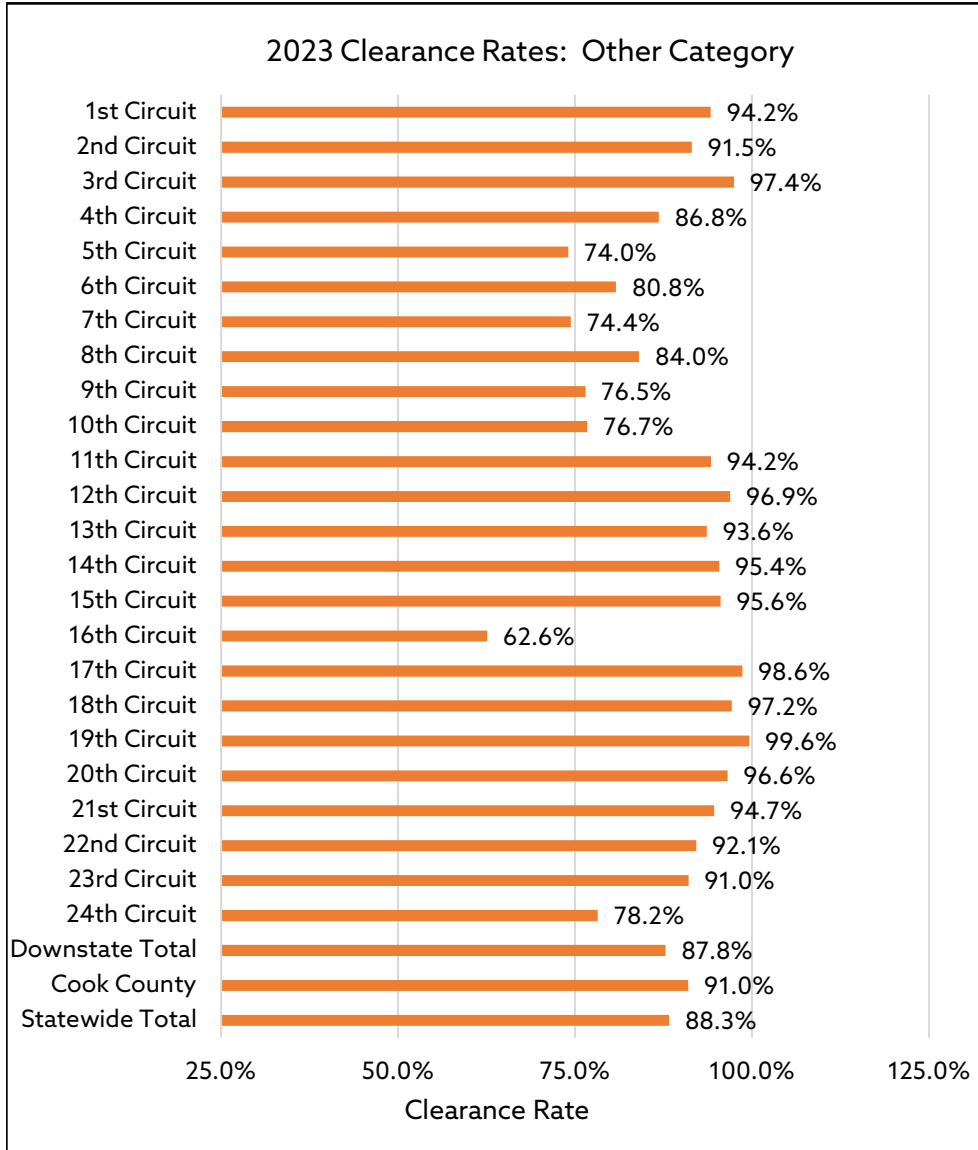
Circuit	2023	2022	2021	2020	2019
1st	106.9%	74.1%	81.3%	89.8%	66.7%
2nd	87.3%	86.9%	100.0%	65.7%	59.6%
3rd	116.5%	103.2%	128.6%	80.6%	88.5%
4th	110.1%	77.2%	93.0%	65.4%	73.3%
5th	22.1%	30.4%	41.1%	27.7%	23.2%
6th	74.1%	63.6%	83.6%	68.5%	64.9%
7th	74.3%	69.6%	146.1%	132.5%	106.6%
8th	101.2%	91.7%	101.8%	53.8%	55.7%
9th	57.9%	76.3%	108.3%	65.5%	67.8%
10th	99.2%	121.6%	101.9%	61.9%	77.9%
11th	92.3%	96.5%	90.8%	82.5%	93.5%
12th	111.0%	110.4%	94.2%	102.7%	98.3%
13th	88.7%	95.1%	83.2%	64.4%	96.7%
14th	96.2%	90.5%	61.3%	66.7%	68.9%
15th	75.9%	99.3%	91.4%	65.7%	57.3%
16th	90.4%	68.1%	75.1%	56.3%	79.7%
17th	114.6%	113.7%	120.9%	91.4%	75.2%
18th	96.3%	115.1%	116.2%	97.7%	107.0%
19th	103.8%	140.0%	125.5%	103.4%	111.7%
20th	129.1%	143.6%	65.4%	42.3%	49.7%
21st	71.0%	76.4%	90.1%	103.9%	79.0%
22nd	107.6%	95.1%	124.6%	87.3%	93.3%
23rd	98.3%	121.6%	177.8%	83.1%	78.4%
24th	74.9%	-	-	-	-
DOWNSTATE TOTAL	93.5%	95.6%	99.4%	76.5%	77.2%
COOK COUNTY	96.0%	92.2%	80.2%	56.9%	95.3%
STATE TOTAL	94.7%	94.9%	95.6%	72.3%	81.1%

Note: Clearance Rate Percentage equals the number of closed cases divided by the sum of new filed and reinstated cases, with the total multiplied by 100.

# CLEARANCE RATES BY CIRCUIT

## OTHER CATEGORY

(Civil Law Violation, Contempt of Court, Miscellaneous Criminal, Order of Protection)



## FIVE YEAR TREND CLEARANCE RATES: OTHER CATEGORY

Circuit	2023	2022	2021	2020	2019
1st	94.2%	87.7%	-	-	-
2nd	91.5%	90.1%	-	-	-
3rd	97.4%	99.0%	-	-	-
4th	86.8%	85.1%	-	-	-
5th	74.0%	73.2%	-	-	-
6th	80.8%	69.4%	-	-	-
7th	74.4%	70.7%	-	-	-
8th	84.0%	92.2%	-	-	-
9th	76.5%	77.8%	-	-	-
10th	76.7%	81.0%	-	-	-
11th	94.2%	92.9%	-	-	-
12th	96.9%	94.7%	-	-	-
13th	93.6%	95.8%	-	-	-
14th	95.4%	94.3%	-	-	-
15th	95.6%	93.9%	-	-	-
16th	62.6%	64.6%	-	-	-
17th	98.6%	98.3%	-	-	-
18th	97.2%	94.0%	-	-	-
19th	99.6%	97.2%	-	-	-
20th	96.6%	84.0%	-	-	-
21st	94.7%	83.9%	-	-	-
22nd	92.1%	87.8%	-	-	-
23rd	91.0%	97.0%	-	-	-
24th	78.2%	-	-	-	-
<b>DOWNSTATE TOTAL</b>	<b>87.8%</b>	<b>86.0%</b>	-	-	-
<b>COOK COUNTY</b>	<b>91.0%</b>	<b>54.5%</b>	-	-	-
<b>STATE TOTAL</b>	<b>88.3%</b>	<b>79.0%</b>	-	-	-

Note: Clearance Rate Percentage equals the number of closed cases divided by the sum of new filed and reinstated cases, with the total multiplied by 100.

# CASELOAD STATISTICS DEFINITIONS

**Beginning Open:** The number of “Open” cases from the last reporting period.

**New Filed:** A case shall be counted as “New Filed” when it is assigned a case number during the reporting period.

**Reinstated:** A case shall be counted as “Reinstated” when the case is closed and any of the following occurs during the reporting period.

- Return of a mandate from a reviewing court calling for a new trial or further proceedings;
- Entry of a court order vacating a dismissal order, final order

**Closed:** A case shall be counted as “Closed” if one of the following occurs during the reporting period.

- When a case is sent to another jurisdiction on change of venue or change of place of trial;
- When a foreign judgement is filed, it is closed for statistical purposes at the time of filing;
- When there is a filing of the final judgment resolving all issues or charges for all parties.
- In juvenile cases, when a minor attains age as specified in the Juvenile Court Act of 1987 (705 ILCS 405/Article 2) or as follows:
  - A JA case is closed upon the filing of the judgement that terminates the jurisdiction;
  - A Juvenile Delinquency case is closed upon the dismissal and upon imposition of the sentence;
  - A Juvenile case is closed upon the adjudication dismissing the minor, upon imposition of the sentence.

**Ending Open:** At the end of any reporting period, the number of “Open” cases shall be calculated in the following manner:

$$\begin{array}{r} \text{Open cases for the last reporting period:} \\ + \text{ new filed cases for the current reporting period;} \\ + \text{ reinstated cases for the current reporting period;} \\ - \text{ closed cases for the current reporting period;} \\ \hline = \text{ open cases for the current reporting period.} \end{array}$$

# CIVIL CASELOAD STATISTICS BY COUNTY

## CIRCUIT COURTS - CALENDAR YEAR 2023

CIRCUIT / COUNTY		ARBITRATION	CHANCERY	EMINENT DOMAIN	EVICTON	FORECLOSURE	GOVERNMENTAL CORPORATION	GUARDIANSHIP	LAW > \$50,000 (L)	LAW > \$50,000 (LA)	LAW < \$50,000	MENTAL HEALTH	MISCELLANEOUS REMEDY	MUNICIPAL CORPORATION	PROBATE (P)	PROBATE (PR)	SMALL CLAIM	TAX	TOTAL CIVIL CASES	TOTAL ALL CASES*	CIVIL CASES AS % OF ALL CASES
1st ALEXANDER	Beginning Open	0	133	7	16	4	0	2	97	6	298	2	1,190	1	281	6	919	361	3,323	37,000	9.0
	New Filed	0	3	0	27	8	0	4	0	5	14	0	7	0	0	10	51	14	143	2,086	6.9
	Reinstated	0	0	0	0	0	0	0	0	0	0	0	0	0	0	0	0	0	0	0	0.0
	Closed	0	2	0	34	7	0	0	3	3	13	0	5	0	1	2	53	23	146	2,960	4.9
	Ending Open	0	134	7	9	5	0	6	94	8	299	2	1,192	1	280	14	912	352	3,315	35,569	9.3
1st JACKSON	Beginning Open	0	23	0	110	44	3	16	117	60	35	18	33	2	127	63	149	24	824	3,593	22.9
	New Filed	0	14	0	486	50	1	41	0	89	83	13	69	0	0	70	430	167	1,513	8,114	18.6
	Reinstated	0	0	0	0	0	0	0	1	0	1	0	0	0	0	0	1	0	3	25	12.0
	Closed	0	20	0	492	49	2	17	54	36	64	0	73	0	46	30	354	92	1,329	7,478	17.8
	Ending Open	0	19	0	94	46	2	15	58	109	50	31	27	2	87	103	220	96	959	4,074	23.5
1st JOHNSON	Beginning Open	0	19	0	2	8	0	5	15	5	29	0	156	0	54	20	45	17	375	8,098	4.6
	New Filed	0	4	0	12	9	0	5	0	11	16	0	7	0	0	19	94	14	191	2,538	7.5
	Reinstated	0	0	0	0	0	0	0	0	0	0	0	0	0	0	0	0	0	0	1	0.0
	Closed	0	11	0	9	12	0	5	9	7	33	0	3	0	9	10	101	21	230	4,234	5.4
	Ending Open	0	12	0	5	5	0	2	6	9	8	0	154	0	42	29	39	9	320	6,340	5.0
1st MASSAC	Beginning Open	0	77	0	13	12	0	19	169	11	102	3	424	1	351	40	184	126	1,532	5,897	26.0
	New Filed	0	5	0	49	15	0	10	0	17	18	1	9	0	0	30	104	30	288	4,297	6.7
	Reinstated	0	0	0	0	0	0	0	0	0	0	0	0	0	0	0	0	0	0	0	0.0
	Closed	0	11	0	40	13	0	2	3	6	25	0	10	0	9	14	116	20	269	4,499	6.0
	Ending Open	0	67	0	19	14	0	27	165	22	93	4	421	1	341	56	174	135	1,539	5,675	27.1
1st POPE	Beginning Open	0	14	0	6	3	0	0	8	1	14	2	53	1	83	9	22	9	225	727	30.9
	New Filed	0	0	0	3	2	0	3	0	2	9	0	5	0	0	14	22	7	67	488	13.7
	Reinstated	0	0	0	0	0	0	0	0	0	0	0	0	0	0	0	0	0	0	0	0.0
	Closed	0	0	0	4	1	0	0	2	1	5	0	2	0	13	2	12	2	44	667	6.6
	Ending Open	0	12	0	5	4	0	3	6	2	18	2	56	1	60	21	32	14	236	519	45.5
1st PULASKI	Beginning Open	0	106	0	3	2	0	2	84	4	188	1	333	1	333	15	282	246	1,600	62,250	2.6
	New Filed	0	1	0	5	6	0	4	0	9	11	3	4	0	0	9	44	13	109	5,150	2.1
	Reinstated	0	0	0	0	0	0	0	0	0	0	0	0	0	0	0	0	0	0	0	0.0
	Closed	0	3	0	3	4	0	1	3	3	9	2	3	0	1	11	65	20	128	5,500	2.3
	Ending Open	0	93	0	3	4	0	3	74	10	172	1	212	1	326	5	200	238	1,342	61,471	2.2

\* TOTAL OF ALL CASES IN ALL CATEGORIES: CIVIL, FAMILY, CRIMINAL, CONSERVATION & TRAFFIC, JUVENILE, AND OTHER

# CIVIL CASELOAD CONTINUED

CIRCUIT / COUNTY		ARBITRATION	CHANCERY	EMINENT DOMAIN	EVICTON	FORECLOSURE	GOVERNMENTAL CORPORATION	GUARDIANSHIP	LAW > \$50,000 (L)	LAW > \$50,000 (LA)	LAW < \$50,000	MENTAL HEALTH	MISCELLANEOUS REMEDY	MUNICIPAL CORPORATION	PROBATE (P)	PROBATE (PR)	SMALL CLAIM	TAX	TOTAL CIVIL CASES	TOTAL ALL CASES*	CIVIL CASES AS % OF ALL CASES
1st SALINE	Beginning Open	0	10	0	24	11	0	3	46	24	166	1	15	0	0	7	178	17	502	3,711	13.5
	New Filed	0	6	0	111	30	0	24	0	31	43	6	18	0	0	44	207	81	601	3,253	18.5
	Reinstated	0	0	0	0	0	0	0	0	0	0	0	0	0	0	0	1	0	1	1	100.0
	Closed	0	8	0	103	25	0	15	27	11	107	5	15	0	4	36	199	53	608	4,496	13.5
	Ending Open	0	11	0	32	17	0	12	20	45	94	1	15	0	2	20	186	44	499	2,258	22.1
1st UNION	Beginning Open	0	6	0	11	12	0	8	29	12	19	12	11	0	38	22	39	4	223	1,714	13.0
	New Filed	0	4	0	33	21	0	13	0	14	18	63	19	0	0	33	113	26	357	2,321	15.4
	Reinstated	0	0	0	0	0	0	0	0	0	0	0	0	0	0	0	0	0	0	0	0.0
	Closed	0	5	0	39	18	0	19	10	8	23	70	20	0	15	18	106	29	380	2,798	13.6
	Ending Open	0	5	0	5	15	0	2	19	19	15	5	9	0	27	37	48	2	208	1,166	17.8
1st WILLIAMSON	Beginning Open	0	85	0	58	87	0	43	182	118	63	0	32	0	363	111	340	5	1,487	7,695	19.3
	New Filed	0	24	0	342	90	0	58	0	112	133	1	60	0	0	117	675	120	1,732	18,502	9.4
	Reinstated	0	0	0	2	3	0	0	0	0	2	0	1	0	0	0	4	0	12	20	60.0
	Closed	0	54	0	341	95	0	44	102	67	100	1	76	0	113	54	655	122	1,824	19,248	9.5
	Ending Open	0	33	0	51	84	0	16	79	163	80	0	15	0	118	174	235	4	1,052	6,493	16.2
1st CIRCUIT TOTAL	Beginning Open	0	473	7	243	183	3	98	747	241	914	39	2,247	6	1,630	293	2,158	809	10,091	130,685	7.7
	New Filed	0	61	0	1,068	231	1	162	0	290	345	87	198	0	0	346	1,740	472	5,001	46,749	10.7
	Reinstated	0	0	0	2	3	0	0	1	0	3	0	1	0	0	0	6	0	16	47	34.0
	Closed	0	114	0	1,065	224	2	103	213	142	379	78	207	0	211	177	1,661	382	4,958	51,880	9.6
	Ending Open	0	386	7	223	194	2	86	521	387	829	46	2,101	6	1,283	459	2,046	894	9,470	123,565	7.7
2nd CRAWFORD	Beginning Open	0	186	0	11	20	0	8	53	13	140	1	118	0	536	38	164	57	1,345	3,599	37.4
	New Filed	0	10	0	33	22	0	14	0	10	24	2	22	0	0	45	120	42	344	1,867	18.4
	Reinstated	0	0	0	0	0	0	0	0	0	0	0	0	0	0	0	2	0	2	4	50.0
	Closed	0	7	0	26	17	0	1	7	8	15	0	18	0	20	22	102	26	269	1,867	14.4
	Ending Open	0	188	0	18	25	0	21	46	15	149	3	122	0	516	61	184	73	1,421	3,643	39.0
2nd EDWARDS	Beginning Open	0	3	0	1	4	0	2	6	4	6	1	66	1	15	8	26	3	146	493	29.6
	New Filed	0	0	0	14	6	0	4	0	4	11	0	8	0	0	9	43	17	116	675	17.2
	Reinstated	0	0	0	0	0	0	0	0	0	0	0	0	0	0	0	0	0	0	0	0.0
	Closed	0	1	0	9	5	0	5	2	5	10	1	12	0	7	5	49	13	124	679	18.3
	Ending Open	0	2	0	6	5	0	1	3	3	5	0	55	1	10	12	19	5	127	459	27.7

\* TOTAL OF ALL CASES IN ALL CATEGORIES: CIVIL, FAMILY, CRIMINAL, CONSERVATION & TRAFFIC, JUVENILE, AND OTHER

# CIVIL CASELOAD CONTINUED

CIRCUIT / COUNTY		ARBITRATION	CHANCERY	EMINENT DOMAIN	EVICTON	FORECLOSURE	GOVERNMENTAL CORPORATION	GUARDIANSHIP	LAW > \$50,000 (L)	LAW > \$50,000 (LA)	LAW < \$50,000	MENTAL HEALTH	MISCELLANEOUS REMEDY	MUNICIPAL CORPORATION	PROBATE (P)	PROBATE (PR)	SMALL CLAIM	TAX	TOTAL CIVIL CASES	TOTAL ALL CASES*	CIVIL CASES AS % OF ALL CASES
2nd FRANKLIN	Beginning Open	0	12	0	52	36	0	21	111	49	82	0	29	0	453	61	254	346	1,506	8,212	18.3
	New Filed	0	11	0	115	60	0	45	0	58	56	2	48	0	0	78	395	130	998	5,965	16.7
	Reinstated	0	0	0	0	0	0	0	0	0	0	0	0	0	0	0	0	0	0	0	0.0
	Closed	0	6	0	89	64	0	8	31	23	48	1	36	0	33	39	326	72	776	5,826	13.3
	Ending Open	0	18	0	74	33	0	59	78	85	93	1	40	0	282	101	338	387	1,589	7,711	20.6
2nd GALLATIN	Beginning Open	0	44	1	4	3	0	4	29	3	68	0	132	5	110	6	125	50	584	1,533	38.1
	New Filed	0	1	0	5	7	0	6	0	5	7	1	5	0	0	9	42	20	108	699	15.5
	Reinstated	0	0	0	0	0	0	0	0	0	0	0	0	0	0	0	0	0	0	0	0.0
	Closed	0	0	1	1	6	0	1	3	1	11	1	3	0	1	2	34	4	69	601	11.5
	Ending Open	0	46	0	7	4	0	9	26	7	62	0	134	5	109	13	130	64	616	1,608	38.3
2nd HAMILTON	Beginning Open	0	11	0	6	5	0	1	13	3	9	0	43	2	95	8	24	6	226	805	28.1
	New Filed	0	1	1	14	6	0	13	0	3	11	0	8	0	0	16	47	47	167	1,458	11.5
	Reinstated	0	0	0	0	0	0	0	0	0	0	0	0	0	0	0	1	0	1	1	100.0
	Closed	0	7	1	15	5	0	7	3	2	13	0	9	0	4	7	46	44	163	1,406	11.6
	Ending Open	0	5	0	5	6	0	7	10	4	7	0	38	2	70	16	24	7	201	795	25.3
2nd HARDIN	Beginning Open	0	0	0	3	4	0	1	2	4	3	0	4	0	24	10	14	7	76	228	33.3
	New Filed	0	2	0	5	3	0	5	0	2	6	0	4	0	0	9	21	11	68	300	22.7
	Reinstated	0	0	0	0	0	0	0	0	0	0	0	0	0	0	0	0	0	0	0	0.0
	Closed	0	1	0	5	4	0	0	0	0	3	0	2	0	2	2	23	8	50	346	14.5
	Ending Open	0	1	0	1	1	0	6	2	5	6	0	4	0	21	16	10	2	75	136	55.1
2nd JEFFERSON	Beginning Open	0	63	18	27	36	0	17	136	37	1,029	3	656	0	374	46	1,719	220	4,381	10,793	40.6
	New Filed	0	15	0	146	45	0	52	0	67	64	1	65	0	0	66	532	60	1,113	4,762	23.4
	Reinstated	0	0	0	1	0	0	0	0	0	0	0	0	0	0	0	1	0	2	21	9.5
	Closed	0	25	0	113	48	0	22	32	26	53	1	48	0	59	34	499	47	1,007	4,587	22.0
	Ending Open	0	51	18	62	33	0	41	103	78	1,032	3	665	0	638	78	1,753	233	4,788	11,071	43.2
2nd LAWRENCE	Beginning Open	0	42	0	4	12	0	9	68	6	70	4	70	1	146	17	228	228	905	2,743	33.0
	New Filed	0	2	0	28	14	4	6	0	7	25	2	10	0	0	44	128	45	315	1,769	17.8
	Reinstated	0	0	0	0	0	0	0	0	0	0	0	0	0	0	0	0	0	0	0	0.0
	Closed	0	4	0	19	16	1	3	2	1	19	1	4	0	2	9	94	23	198	1,817	10.9
	Ending Open	0	39	0	11	8	3	7	65	11	69	5	76	1	146	51	251	221	964	2,749	35.1

\* TOTAL OF ALL CASES IN ALL CATEGORIES: CIVIL, FAMILY, CRIMINAL, CONSERVATION & TRAFFIC, JUVENILE, AND OTHER

# CIVIL CASELOAD CONTINUED

CIRCUIT / COUNTY		ARBITRATION	CHANCERY	EMINENT DOMAIN	EVICTON	FORECLOSURE	GOVERNMENTAL CORPORATION	GUARDIANSHIP	LAW > \$50,000 (L)	LAW > \$50,000 (LA)	LAW < \$50,000	MENTAL HEALTH	MISCELLANEOUS REMEDY	MUNICIPAL CORPORATION	PROBATE (P)	PROBATE (PR)	SMALL CLAIM	TAX	TOTAL CIVIL CASES	TOTAL ALL CASES*	CIVIL CASES AS % OF ALL CASES
2nd RICHLAND	Beginning Open	0	23	0	7	13	0	13	21	9	23	0	53	0	166	18	90	11	447	1,431	31.2
	New Filed	0	1	0	26	17	0	2	0	12	26	1	15	0	0	33	93	13	239	2,087	11.5
	Reinstated	0	0	0	0	0	0	0	0	0	0	0	0	0	0	0	0	0	0	0	0.0
	Closed	0	5	0	26	15	0	2	6	5	16	0	22	0	12	5	76	12	202	1,988	10.2
	Ending Open	0	18	0	6	14	0	12	14	15	31	1	45	0	151	46	96	12	461	1,504	30.7
2nd WABASH	Beginning Open	0	69	0	3	5	0	8	33	7	78	9	149	0	273	18	231	57	940	2,712	34.7
	New Filed	0	4	0	15	7	0	5	0	5	21	2	23	0	0	18	99	22	221	1,319	16.8
	Reinstated	0	0	0	0	0	0	0	0	0	0	0	0	0	0	0	0	0	0	0	0.0
	Closed	0	4	0	15	5	0	1	1	1	11	2	12	0	5	9	78	20	164	1,168	14.0
	Ending Open	0	69	0	3	6	0	12	32	11	88	9	160	0	268	27	252	59	996	2,862	34.8
2nd WAYNE	Beginning Open	0	75	1	10	14	0	5	19	10	11	5	119	2	229	36	59	164	759	4,924	15.4
	New Filed	0	7	0	23	12	0	10	0	11	28	2	9	0	0	46	115	30	293	1,954	15.0
	Reinstated	0	0	0	0	0	0	0	0	0	0	0	0	0	0	0	0	0	0	0	0.0
	Closed	0	11	0	24	13	0	5	7	8	25	0	10	0	18	19	119	11	270	2,020	13.4
	Ending Open	0	65	1	7	14	0	10	10	13	12	7	118	2	182	63	52	184	740	4,791	15.4
2nd WHITE	Beginning Open	0	53	1	5	13	0	3	39	8	40	2	41	4	137	22	125	25	518	6,551	7.9
	New Filed	0	10	0	8	18	0	11	0	10	26	1	5	0	0	45	152	69	355	2,283	15.5
	Reinstated	0	0	0	0	0	0	0	0	0	0	0	0	0	0	0	0	0	0	0	0.0
	Closed	0	12	0	9	16	0	8	6	3	24	1	8	0	9	26	113	27	262	2,181	12.0
	Ending Open	0	51	1	4	15	0	6	33	15	42	2	42	6	127	41	164	67	616	4,881	12.6
2nd CIRCUIT TOTAL	Beginning Open	0	581	21	133	165	0	92	530	153	1,559	25	1,480	15	2,558	288	3,059	1,174	11,833	44,024	26.9
	New Filed	0	64	1	432	217	4	173	0	194	305	14	222	0	0	418	1,787	506	4,337	25,138	17.3
	Reinstated	0	0	0	1	0	0	0	0	0	0	0	0	0	0	0	4	0	5	26	19.2
	Closed	0	83	2	351	214	1	63	100	83	248	8	184	0	172	179	1,559	307	3,554	24,486	14.5
	Ending Open	0	553	20	204	164	3	191	422	262	1,596	31	1,499	17	2,520	525	3,273	1,314	12,594	42,210	29.8
3rd BOND	Beginning Open	0	225	1	13	17	2	5	403	12	417	100	834	3	604	6	1,192	86	3,920	10,766	36.4
	New Filed	0	7	0	43	17	0	11	0	5	18	1	7	0	0	37	103	17	266	1,239	21.5
	Reinstated	0	0	0	0	0	0	0	0	0	0	0	0	0	0	0	0	0	0	0	0.0
	Closed	0	4	0	16	2	0	2	4	5	8	1	2	0	4	3	45	5	101	1,200	8.4
	Ending Open	0	228	1	39	32	2	14	413	12	426	100	839	3	601	43	1,246	98	4,097	10,216	40.1

\* TOTAL OF ALL CASES IN ALL CATEGORIES: CIVIL, FAMILY, CRIMINAL, CONSERVATION & TRAFFIC, JUVENILE, AND OTHER



# CIVIL CASELOAD CONTINUED

CIRCUIT / COUNTY		ARBITRATION	CHANCERY	EMINENT DOMAIN	EVICTON	FORECLOSURE	GOVERNMENTAL CORPORATION	GUARDIANSHIP	LAW > \$50,000 (L)	LAW > \$50,000 (LA)	LAW < \$50,000	MENTAL HEALTH	MISCELLANEOUS REMEDY	MUNICIPAL CORPORATION	PROBATE (P)	PROBATE (PR)	SMALL CLAIM	TAX	TOTAL CIVIL CASES	TOTAL ALL CASES*	CIVIL CASES AS % OF ALL CASES
3rd MADISON	Beginning Open	249	710	11	349	417	4	163	4,780	1,512	1,480	480	1,131	13	2,707	439	3,582	484	18,511	59,374	31.2
	New Filed	515	84	3	1,177	493	6	268	0	1,785	71	334	328	0	0	487	2,341	267	8,159	45,207	18.0
	Reinstated	21	2	0	8	2	0	0	13	12	5	0	2	0	11	6	17	0	99	229	43.2
	Closed	538	288	6	1,214	538	5	167	1,574	337	1,495	254	323	3	323	280	4,661	472	12,478	51,845	24.1
	Ending Open	247	497	8	319	372	3	259	3,186	2,970	66	552	1,144	3	2,405	649	1,302	234	14,216	53,169	26.7
3rd CIRCUIT TOTAL	Beginning Open	249	935	12	362	434	6	168	5,183	1,524	1,897	580	1,965	16	3,311	445	4,774	570	22,431	70,140	32.0
	New Filed	515	91	3	1,220	510	6	279	0	1,790	89	335	335	0	0	524	2,444	284	8,425	46,446	18.1
	Reinstated	21	2	0	8	2	0	0	13	12	5	0	2	0	11	6	17	0	99	229	43.2
	Closed	538	292	6	1,230	540	5	169	1,578	342	1,503	255	325	3	327	283	4,706	477	12,579	53,045	23.7
	Ending Open	247	725	9	358	404	5	273	3,599	2,982	492	652	1,983	6	3,006	692	2,548	332	18,313	63,385	28.9
4th CHRISTIAN	Beginning Open	0	21	0	41	36	1	18	29	24	24	0	276	12	180	80	176	19	937	4,438	21.1
	New Filed	0	4	0	102	50	0	37	0	33	41	0	68	0	0	81	597	51	1,064	3,559	29.9
	Reinstated	0	0	0	0	0	0	0	1	0	0	0	0	0	0	0	3	0	4	4	100.0
	Closed	0	8	0	100	43	1	16	11	16	30	0	72	0	31	54	545	34	961	4,028	23.9
	Ending Open	0	17	0	41	43	0	40	19	40	36	0	269	13	159	107	229	35	1,048	3,982	26.3
4th CLAY	Beginning Open	0	12	0	3	12	0	6	14	5	29	0	54	0	41	25	79	10	290	961	30.2
	New Filed	0	4	0	12	16	0	12	0	12	25	1	13	0	0	31	148	25	299	1,469	20.4
	Reinstated	0	0	0	0	0	0	0	0	0	0	0	0	0	0	0	0	0	0	0	0.0
	Closed	0	4	0	13	14	0	4	1	6	26	0	31	0	1	18	139	18	275	1,373	20.0
	Ending Open	0	10	0	2	12	0	14	10	12	20	1	19	0	43	39	88	17	287	924	31.1
4th CLINTON	Beginning Open	0	26	0	11	24	0	14	38	21	46	2	273	0	340	47	107	19	968	3,428	28.2
	New Filed	0	7	0	57	29	0	18	0	19	60	15	26	0	0	36	212	22	501	2,851	17.6
	Reinstated	0	0	0	0	0	0	0	0	0	0	0	0	0	0	0	0	0	0	0	0.0
	Closed	0	6	0	39	33	0	11	11	12	47	7	22	0	17	15	170	16	406	2,653	15.3
	Ending Open	0	27	0	29	21	0	23	27	28	62	12	277	0	333	68	151	25	1,083	3,641	29.7
4th EFFINGHAM	Beginning Open	0	20	3	17	21	0	8	70	29	19	0	15	4	76	90	146	9	527	9,578	5.5
	New Filed	0	12	1	38	23	0	15	0	40	64	1	23	0	0	86	378	20	701	5,159	13.6
	Reinstated	0	0	0	0	0	0	0	3	0	4	0	0	0	1	1	1	0	10	14	71.4
	Closed	0	14	3	41	33	0	15	29	11	59	1	20	0	32	67	348	20	693	5,135	13.5
	Ending Open	0	18	3	14	10	0	5	44	59	28	0	16	4	47	111	180	9	548	9,511	5.8

\* TOTAL OF ALL CASES IN ALL CATEGORIES: CIVIL, FAMILY, CRIMINAL, CONSERVATION & TRAFFIC, JUVENILE, AND OTHER

# CIVIL CASELOAD CONTINUED

CIRCUIT / COUNTY		ARBITRATION	CHANCERY	EMINENT DOMAIN	EVICTON	FORECLOSURE	GOVERNMENTAL CORPORATION	GUARDIANSHIP	LAW > \$50,000 (L)	LAW > \$50,000 (LA)	LAW < \$50,000	MENTAL HEALTH	MISCELLANEOUS REMEDY	MUNICIPAL CORPORATION	PROBATE (P)	PROBATE (PR)	SMALL CLAIM	TAX	TOTAL CIVIL CASES	TOTAL ALL CASES*	CIVIL CASES AS % OF ALL CASES
4th FAYETTE	Beginning Open	0	53	0	11	20	0	9	59	12	86	2	495	7	82	65	89	60	1,050	5,166	20.3
	New Filed	0	5	0	32	17	0	17	0	17	28	0	29	0	0	60	181	48	434	4,226	10.3
	Reinstated	0	1	0	0	0	0	0	0	0	0	0	0	0	0	0	0	0	1	1	100.0
	Closed	0	9	0	31	23	0	12	8	5	22	1	44	0	27	34	200	29	445	4,556	9.8
	Ending Open	0	51	0	11	14	0	14	50	24	93	0	361	7	59	91	66	79	920	4,620	19.9
4th JASPER	Beginning Open	0	13	0	2	4	0	2	10	7	8	0	110	0	71	27	36	21	311	1,075	28.9
	New Filed	0	4	0	10	8	1	4	0	4	11	1	5	0	0	39	75	12	174	1,022	17.0
	Reinstated	0	0	0	0	0	0	0	0	0	0	0	0	0	0	0	1	0	1	1	100.0
	Closed	0	1	0	8	4	0	1	2	0	9	0	3	0	6	10	69	14	127	969	13.1
	Ending Open	0	13	0	4	8	1	5	8	11	10	1	112	0	67	56	43	19	358	1,124	31.9
4th MARION	Beginning Open	0	23	0	25	43	0	17	55	40	52	0	93	0	165	87	130	15	745	4,369	17.1
	New Filed	0	9	1	131	60	0	24	0	35	79	69	50	0	0	90	317	129	994	6,195	16.0
	Reinstated	0	2	0	3	0	0	0	1	1	4	0	0	0	1	0	10	0	22	24	91.7
	Closed	0	22	1	119	62	0	31	31	26	73	68	51	0	88	92	317	102	1,083	6,130	17.7
	Ending Open	0	14	0	29	29	0	3	25	49	55	1	33	0	8	7	137	37	427	3,950	10.8
4th MONTGOMERY	Beginning Open	0	19	1	13	24	0	12	34	17	47	0	43	0	222	62	128	31	653	7,723	8.5
	New Filed	0	4	1	42	35	1	26	0	21	34	4	27	0	0	41	242	19	497	5,698	8.7
	Reinstated	0	1	0	0	0	0	0	0	0	1	0	0	0	0	0	10	0	12	12	100.0
	Closed	0	11	1	44	27	0	21	16	7	58	3	31	0	30	36	272	21	578	6,323	9.1
	Ending Open	0	14	0	8	29	1	14	17	30	16	0	39	0	190	69	103	23	553	7,022	7.9
4th SHELBY	Beginning Open	0	17	0	8	15	0	9	17	10	13	1	26	0	147	51	76	12	402	1,403	28.7
	New Filed	0	8	0	22	21	1	11	0	10	12	1	18	0	0	60	136	33	333	1,609	20.7
	Reinstated	0	0	0	0	0	0	0	0	0	0	0	0	0	0	0	0	0	0	1	0.0
	Closed	0	5	0	14	24	0	6	5	4	13	1	16	0	57	37	100	29	311	1,612	19.3
	Ending Open	0	20	0	14	12	1	12	12	15	12	1	28	0	91	74	110	16	418	1,390	30.1
4th CIRCUIT TOTAL	Beginning Open	0	204	4	131	199	1	95	326	165	324	5	1,385	23	1,324	534	967	196	5,883	38,141	15.4
	New Filed	0	57	3	446	259	3	164	0	191	354	92	259	0	0	524	2,286	359	4,997	31,788	15.7
	Reinstated	0	4	0	3	0	0	0	5	1	9	0	0	0	2	1	25	0	50	57	87.7
	Closed	0	80	5	409	263	1	117	114	87	337	81	290	0	289	363	2,160	283	4,879	32,779	14.9
	Ending Open	0	184	3	152	178	3	130	212	268	332	16	1,154	24	997	622	1,107	260	5,642	36,164	15.6

\* TOTAL OF ALL CASES IN ALL CATEGORIES: CIVIL, FAMILY, CRIMINAL, CONSERVATION & TRAFFIC, JUVENILE, AND OTHER

# CIVIL CASELOAD CONTINUED

CIRCUIT / COUNTY		ARBITRATION	CHANCERY	EMINENT DOMAIN	EVICTON	FORECLOSURE	GOVERNMENTAL CORPORATION	GUARDIANSHIP	LAW > \$50,000 (L)	LAW > \$50,000 (LA)	LAW < \$50,000	MENTAL HEALTH	MISCELLANEOUS REMEDY	MUNICIPAL CORPORATION	PROBATE (P)	PROBATE (PR)	SMALL CLAIM	TAX	TOTAL CIVIL CASES	TOTAL ALL CASES*	CIVIL CASES AS % OF ALL CASES
5th CLARK	Beginning Open	0	47	1	4	10	0	5	66	12	98	1	107	0	258	31	220	20	880	3,735	23.6
	New Filed	0	2	1	25	12	0	9	0	23	18	1	25	0	0	41	137	17	311	2,010	15.5
	Reinstated	0	0	0	0	0	0	0	0	0	1	0	0	0	0	0	4	0	5	5	100.0
	Closed	0	0	0	18	1	0	5	9	10	8	0	48	0	16	15	120	16	266	1,888	14.1
	Ending Open	0	49	2	11	19	0	8	58	25	108	2	18	0	165	56	231	21	773	3,688	21.0
5th COLES	Beginning Open	0	491	6	213	59	48	39	439	44	1,857	91	1,821	4	722	108	2,866	252	9,060	23,267	38.9
	New Filed	0	14	0	225	56	3	34	0	51	127	59	66	0	0	81	512	41	1,269	7,546	16.8
	Reinstated	0	0	0	0	0	0	0	0	0	0	0	0	0	0	0	0	0	0	0	0.0
	Closed	0	2	0	114	22	0	2	9	8	78	45	27	0	9	11	423	14	764	6,226	12.3
	Ending Open	0	458	6	318	87	51	69	364	87	1,893	2	130	4	199	172	2,844	279	6,963	20,417	34.1
5th CUMBERLAND	Beginning Open	0	156	0	6	12	3	8	82	13	206	6	225	0	414	24	402	93	1,650	4,972	33.2
	New Filed	0	6	1	11	12	0	6	0	11	13	0	16	0	0	23	66	7	172	1,640	10.5
	Reinstated	0	0	0	0	0	0	0	0	0	0	0	0	0	0	0	0	0	0	0	0.0
	Closed	0	1	0	10	5	0	1	0	0	3	0	5	0	2	3	73	3	106	1,430	7.4
	Ending Open	0	161	1	7	17	3	13	80	24	215	6	233	0	404	44	331	95	1,634	4,976	32.8
5th EDGAR	Beginning Open	0	154	2	54	28	0	13	124	14	381	0	346	57	224	40	569	68	2,074	4,370	47.5
	New Filed	0	3	0	61	21	0	15	0	13	24	0	26	0	0	60	104	26	353	2,589	13.6
	Reinstated	0	0	0	0	0	0	0	0	0	0	0	0	0	0	0	0	0	0	0	0.0
	Closed	0	2	0	16	5	0	0	0	1	7	0	10	0	14	13	63	10	141	2,327	6.1
	Ending Open	0	154	2	97	38	0	28	124	26	395	0	360	57	211	87	439	74	2,092	4,382	47.7
5th VERMILION	Beginning Open	0	73	11	355	99	0	63	304	68	2,541	58	383	7	841	175	1,502	123	6,603	22,098	29.9
	New Filed	0	18	0	829	113	0	64	0	75	174	2	68	0	0	147	1,035	235	2,760	12,126	22.8
	Reinstated	0	0	0	0	0	0	0	0	0	0	0	0	0	0	0	0	0	0	103	0.0
	Closed	0	18	0	492	84	0	20	161	17	140	0	49	1	456	47	761	87	2,333	10,383	22.5
	Ending Open	0	72	11	690	107	0	104	116	123	2,580	59	397	6	369	274	1,850	262	7,020	23,329	30.1
5th CIRCUIT TOTAL	Beginning Open	0	921	20	632	208	51	128	1,015	151	5,083	156	2,882	68	2,459	378	5,559	556	20,267	58,442	34.7
	New Filed	0	43	2	1,151	214	3	128	0	173	356	62	201	0	0	352	1,854	326	4,865	25,911	18.8
	Reinstated	0	0	0	0	0	0	0	0	0	1	0	0	0	0	0	4	0	5	108	4.6
	Closed	0	23	0	650	117	0	28	179	36	236	45	139	1	497	89	1,440	130	3,610	22,254	16.2
	Ending Open	0	894	22	1,123	268	54	222	742	285	5,191	69	1,138	67	1,348	633	5,695	731	18,482	56,792	32.5

\* TOTAL OF ALL CASES IN ALL CATEGORIES: CIVIL, FAMILY, CRIMINAL, CONSERVATION & TRAFFIC, JUVENILE, AND OTHER

# CIVIL CASELOAD CONTINUED

CIRCUIT / COUNTY		ARBITRATION	CHANCERY	EMINENT DOMAIN	EVICTON	FORECLOSURE	GOVERNMENTAL CORPORATION	GUARDIANSHIP	LAW > \$50,000 (L)	LAW > \$50,000 (LA)	LAW < \$50,000	MENTAL HEALTH	MISCELLANEOUS REMEDY	MUNICIPAL CORPORATION	PROBATE (P)	PROBATE (PR)	SMALL CLAIM	TAX	TOTAL CIVIL CASES	TOTAL ALL CASES*	CIVIL CASES AS % OF ALL CASES
6th CHAMPAIGN	Beginning Open	0	2,116	48	1,141	143	1	70	2,606	171	8,253	398	8,221	14	3,510	256	6,473	1,174	34,595	192,006	18.0
	New Filed	0	49	0	1,679	139	2	130	0	186	269	114	204	0	0	280	1,754	131	4,937	25,380	19.5
	Reinstated	0	0	0	6	0	0	0	0	0	3	0	0	0	0	0	11	0	20	256	7.8
	Closed	0	33	0	1,479	98	0	67	31	30	272	0	90	0	81	59	1,812	68	4,120	24,977	16.5
	Ending Open	1	2,133	48	1,387	185	3	137	2,576	327	8,293	512	8,319	14	3,440	473	6,734	1,237	35,819	194,528	18.4
6th DEWITT	Beginning Open	0	49	5	13	16	0	6	70	10	39	1	665	1	216	34	116	70	1,311	2,884	45.5
	New Filed	0	10	0	23	28	0	8	0	14	23	0	18	0	0	44	116	14	298	2,113	14.1
	Reinstated	0	0	0	0	0	0	0	0	0	0	0	0	0	0	0	0	0	0	0	0.0
	Closed	0	3	0	13	11	0	1	3	6	8	0	11	0	11	12	106	10	195	1,800	10.8
	Ending Open	0	56	5	23	32	0	13	67	18	54	1	669	1	207	65	126	74	1,411	3,160	44.7
6th DOUGLAS	Beginning Open	0	7	0	13	13	0	4	17	7	31	0	18	0	43	43	74	6	276	2,981	9.3
	New Filed	0	3	0	50	18	0	13	0	19	28	0	12	0	0	34	149	18	344	2,527	13.6
	Reinstated	0	0	0	0	0	0	0	0	1	0	0	0	0	0	0	0	0	1	1	100.0
	Closed	0	5	0	44	19	0	4	6	9	33	0	16	0	17	20	146	12	331	2,234	14.8
	Ending Open	0	4	0	18	12	0	13	8	18	24	0	13	0	27	56	73	12	278	3,231	8.6
6th MACON	Beginning Open	0	65	1	181	126	2	101	289	98	668	23	1,163	27	915	228	1,155	46	5,088	16,151	31.5
	New Filed	0	30	2	774	163	0	125	0	105	233	18	471	0	0	192	1,358	235	3,706	17,760	20.9
	Reinstated	0	0	0	1	0	0	0	0	0	0	0	0	0	0	0	0	0	1	1	100.0
	Closed	0	39	2	718	161	1	93	32	35	196	8	388	0	79	148	1,216	157	3,273	16,568	19.8
	Ending Open	0	44	1	214	129	0	73	256	168	684	10	847	16	528	199	1,249	90	4,508	14,963	30.1
6th MOULTRIE	Beginning Open	0	9	0	14	14	0	0	8	5	9	1	27	0	45	29	49	3	213	938	22.7
	New Filed	0	0	0	39	16	0	11	0	5	14	0	11	0	0	36	87	15	234	1,160	20.2
	Reinstated	0	0	0	0	0	0	0	0	0	1	0	0	0	0	0	3	0	4	5	80.0
	Closed	0	3	0	34	15	0	4	1	0	14	0	11	0	20	21	81	9	213	1,161	18.3
	Ending Open	0	2	0	16	14	0	7	4	10	9	1	13	0	25	44	51	8	204	839	24.3
6th PIATT	Beginning Open	0	136	2	6	10	1	10	37	9	18	0	70	0	459	34	355	36	1,183	2,995	39.5
	New Filed	0	10	0	11	30	0	12	0	3	25	0	11	0	0	42	94	11	249	1,314	18.9
	Reinstated	0	0	0	0	0	0	0	0	0	0	0	0	0	0	0	0	0	0	0	0.0
	Closed	0	1	0	2	25	0	0	2	3	8	0	0	0	7	10	82	1	141	1,244	11.3
	Ending Open	0	148	2	15	16	1	22	38	9	35	0	82	0	452	66	369	46	1,301	3,182	40.9

\* TOTAL OF ALL CASES IN ALL CATEGORIES: CIVIL, FAMILY, CRIMINAL, CONSERVATION & TRAFFIC, JUVENILE, AND OTHER

# CIVIL CASELOAD CONTINUED

CIRCUIT / COUNTY		ARBITRATION	CHANCERY	EMINENT DOMAIN	EVICTON	FORECLOSURE	GOVERNMENTAL CORPORATION	GUARDIANSHIP	LAW > \$50,000 (L)	LAW > \$50,000 (LA)	LAW < \$50,000	MENTAL HEALTH	MISCELLANEOUS REMEDY	MUNICIPAL CORPORATION	PROBATE (P)	PROBATE (PR)	SMALL CLAIM	TAX	TOTAL CIVIL CASES	TOTAL ALL CASES*	CIVIL CASES AS % OF ALL CASES
6th CIRCUIT TOTAL	Beginning Open	0	2,382	56	1,368	322	4	191	3,027	300	9,018	423	10,164	42	5,188	624	8,222	1,335	42,666	217,955	19.6
	New Filed	0	102	2	2,576	394	2	299	0	332	592	132	727	0	0	628	3,558	424	9,768	50,254	19.4
	Reinstated	0	0	0	7	0	0	0	0	1	4	0	0	0	0	0	14	0	26	263	9.9
	Closed	0	84	2	2,290	329	1	169	75	83	531	8	516	0	215	270	3,443	257	8,273	47,984	17.2
	Ending Open	1	2,387	56	1,673	388	4	265	2,949	550	9,099	524	9,943	31	4,679	903	8,602	1,467	43,521	219,903	19.8
7th GREENE	Beginning Open	0	5	0	2	7	0	4	14	4	7	0	3	0	33	28	41	0	148	814	18.2
	New Filed	0	5	0	21	23	2	10	0	8	12	4	4	0	0	34	97	28	248	1,316	18.8
	Reinstated	0	0	0	0	0	0	0	0	0	0	0	0	0	0	0	1	0	1	5	20.0
	Closed	0	5	0	16	22	1	8	8	4	12	4	6	0	21	19	101	25	252	1,493	16.9
	Ending Open	0	5	0	6	8	1	3	6	8	8	0	0	0	12	43	39	4	143	640	22.3
7th JERSEY	Beginning Open	0	27	0	8	11	0	18	56	20	43	10	74	0	399	46	134	28	874	3,920	22.3
	New Filed	0	8	1	26	40	0	20	0	16	35	1	17	0	0	48	277	21	510	2,735	18.6
	Reinstated	0	0	0	0	0	0	0	0	0	0	0	0	0	0	0	0	0	0	0	0.0
	Closed	0	4	0	23	32	0	2	7	7	28	0	7	0	11	20	212	6	359	2,890	12.4
	Ending Open	0	76	1	11	20	0	36	48	29	50	11	84	0	539	74	200	43	1,222	4,053	30.2
7th MACOUPIN	Beginning Open	0	23	1	13	51	1	46	88	19	62	19	123	22	783	100	175	32	1,558	10,394	15.0
	New Filed	0	6	1	80	63	0	50	0	33	64	21	52	0	0	115	369	62	916	5,364	17.1
	Reinstated	0	1	0	1	0	0	0	0	1	0	0	0	0	1	1	0	0	5	5	100.0
	Closed	0	7	1	82	74	0	8	22	20	59	0	41	0	42	48	305	49	758	5,372	14.1
	Ending Open	0	24	1	13	42	1	88	67	34	69	27	137	22	682	168	223	43	1,641	10,190	16.1
7th MORGAN	Beginning Open	0	13	0	28	24	0	12	30	19	20	0	51	0	143	82	262	12	696	1,957	35.6
	New Filed	0	3	0	145	55	1	24	0	22	59	2	39	0	0	66	379	31	826	3,841	21.5
	Reinstated	0	0	0	0	0	0	0	0	0	1	0	0	0	0	0	0	0	1	1	100.0
	Closed	0	4	0	128	47	0	21	5	5	35	1	30	0	29	48	338	5	696	3,546	19.6
	Ending Open	0	12	0	43	35	1	7	26	36	45	1	60	0	116	99	291	38	810	2,241	36.1
7th SANGAMON	Beginning Open	0	2,468	12	405	182	1	232	1,333	200	4,312	61	4,154	17	6,081	459	18,240	1,187	39,344	75,932	51.8
	New Filed	0	55	2	1,841	227	0	276	0	280	469	398	421	0	0	479	3,591	204	8,243	37,739	21.8
	Reinstated	0	0	0	0	0	0	0	1	0	0	0	0	0	0	0	0	0	1	1	100.0
	Closed	0	36	0	1,570	243	0	25	137	82	375	402	304	0	139	211	3,451	85	7,060	34,438	20.5
	Ending Open	0	2,482	14	712	172	1	481	1,220	406	4,444	60	4,286	17	5,957	725	19,165	1,306	41,448	80,479	51.5

\* TOTAL OF ALL CASES IN ALL CATEGORIES: CIVIL, FAMILY, CRIMINAL, CONSERVATION & TRAFFIC, JUVENILE, AND OTHER

# CIVIL CASELOAD CONTINUED

CIRCUIT / COUNTY		ARBITRATION	CHANCERY	EMINENT DOMAIN	EVICTON	FORECLOSURE	GOVERNMENTAL CORPORATION	GUARDIANSHIP	LAW > \$50,000 (L)	LAW > \$50,000 (LA)	LAW < \$50,000	MENTAL HEALTH	MISCELLANEOUS REMEDY	MUNICIPAL CORPORATION	PROBATE (P)	PROBATE (PR)	SMALL CLAIM	TAX	TOTAL CIVIL CASES	TOTAL ALL CASES*	CIVIL CASES AS % OF ALL CASES
7th SCOTT	Beginning Open	0	17	0	3	1	0	3	73	2	30	2	84	0	193	23	112	22	565	1,596	35.4
	New Filed	0	0	0	13	9	0	4	0	4	3	0	8	0	0	14	39	12	106	1,156	9.2
	Reinstated	0	0	0	0	0	0	0	0	0	0	0	0	0	0	0	0	0	0	0	0.0
	Closed	0	2	0	6	3	0	3	0	2	0	0	3	0	0	6	34	1	60	1,107	5.4
	Ending Open	0	15	0	10	7	0	3	73	4	33	2	89	0	198	27	116	32	609	1,633	37.3
7th CIRCUIT TOTAL	Beginning Open	0	2,553	13	459	276	2	315	1,594	264	4,474	92	4,489	39	7,632	738	18,964	1,281	43,185	94,613	45.6
	New Filed	0	77	4	2,126	417	3	384	0	363	642	426	541	0	0	756	4,752	358	10,849	52,151	20.8
	Reinstated	0	1	0	1	0	0	0	1	1	1	0	0	0	1	1	1	0	8	12	66.7
	Closed	0	58	1	1,825	421	1	67	179	120	509	407	391	0	242	352	4,441	171	9,185	48,846	18.8
	Ending Open	0	2,614	16	795	284	4	618	1,440	517	4,649	101	4,656	39	7,504	1,136	20,034	1,466	45,873	99,236	46.2
8th ADAMS	Beginning Open	0	32	1	60	45	0	7	126	33	154	67	95	3	260	139	1,257	54	2,333	6,001	38.9
	New Filed	0	23	1	339	96	1	57	0	50	129	255	57	0	0	131	882	43	2,064	9,926	20.8
	Reinstated	0	0	0	0	0	0	0	0	0	0	0	0	0	2	0	0	0	2	2	100.0
	Closed	0	15	1	286	93	1	49	28	22	112	253	33	0	30	62	754	46	1,785	9,762	18.3
	Ending Open	0	38	1	109	44	0	16	97	59	170	68	109	3	225	208	1,387	50	2,584	6,004	43.0
8th BROWN	Beginning Open	0	4	0	3	4	0	2	10	2	9	0	69	0	81	8	50	7	249	817	30.5
	New Filed	0	3	0	2	4	0	3	0	3	11	0	20	0	0	12	29	9	96	874	11.0
	Reinstated	0	0	0	0	0	0	0	0	0	0	0	0	0	0	0	0	0	0	0	0.0
	Closed	0	2	0	3	2	0	0	1	1	10	0	27	0	11	2	48	4	111	885	12.5
	Ending Open	0	5	0	2	6	0	5	9	4	11	0	59	0	69	18	31	12	231	795	29.1
8th CALHOUN	Beginning Open	0	5	1	0	3	0	1	2	0	4	0	29	0	41	16	18	17	137	491	27.9
	New Filed	0	3	0	6	2	0	1	0	4	8	0	7	0	0	12	28	4	75	365	20.5
	Reinstated	0	0	0	0	0	0	0	0	0	0	0	0	0	0	0	0	0	0	0	0.0
	Closed	0	2	0	5	3	0	0	0	1	8	0	8	0	9	11	30	4	81	407	19.9
	Ending Open	0	7	1	1	2	0	2	2	3	4	0	27	0	33	16	15	17	130	422	30.8
8th CASS	Beginning Open	0	6	0	9	16	0	4	8	6	23	0	13	0	47	37	70	7	246	1,666	14.8
	New Filed	0	4	0	44	17	1	10	0	7	11	1	11	0	0	20	116	17	259	1,748	14.8
	Reinstated	0	0	0	2	0	0	0	0	0	0	0	0	0	1	0	2	0	5	6	83.3
	Closed	0	2	0	42	18	1	5	4	6	25	1	10	0	9	17	141	15	296	1,763	16.8
	Ending Open	0	7	0	7	15	0	7	4	7	7	0	11	0	39	40	43	10	197	1,622	12.1

\* TOTAL OF ALL CASES IN ALL CATEGORIES: CIVIL, FAMILY, CRIMINAL, CONSERVATION & TRAFFIC, JUVENILE, AND OTHER

# CIVIL CASELOAD CONTINUED

CIRCUIT / COUNTY		ARBITRATION	CHANCERY	EMINENT DOMAIN	EVICTON	FORECLOSURE	GOVERNMENTAL CORPORATION	GUARDIANSHIP	LAW > \$50,000 (L)	LAW > \$50,000 (LA)	LAW < \$50,000	MENTAL HEALTH	MISCELLANEOUS REMEDY	MUNICIPAL CORPORATION	PROBATE (P)	PROBATE (PR)	SMALL CLAIM	TAX	TOTAL CIVIL CASES	TOTAL ALL CASES*	CIVIL CASES AS % OF ALL CASES
8th MASON	Beginning Open	0	120	1	8	25	0	13	17	8	42	4	73	15	477	37	206	60	1,106	3,872	28.6
	New Filed	0	6	0	27	24	0	5	0	3	25	0	7	0	0	48	92	32	269	1,966	13.7
	Reinstated	0	0	0	0	0	0	0	0	0	0	0	0	0	0	0	0	0	0	0	0.0
	Closed	0	4	0	12	20	0	2	0	0	17	0	4	0	4	2	75	23	163	1,791	9.1
	Ending Open	0	122	1	22	29	0	16	17	10	50	4	76	15	473	80	219	70	1,204	3,912	30.8
8th MENARD	Beginning Open	0	11	0	4	9	0	6	4	3	16	0	23	1	134	39	54	4	308	855	36.0
	New Filed	0	1	2	12	17	0	20	0	4	8	0	13	0	0	37	94	7	215	1,272	16.9
	Reinstated	0	0	0	0	0	0	0	0	0	1	0	0	0	0	0	0	0	1	1	100.0
	Closed	0	2	0	9	9	0	11	3	1	8	0	12	0	17	20	84	5	181	909	19.9
	Ending Open	0	10	2	6	17	0	13	1	6	17	0	24	1	118	56	63	6	340	1,214	28.0
8th PIKE	Beginning Open	0	37	1	4	16	0	7	43	4	87	28	260	21	326	43	292	120	1,289	5,989	21.5
	New Filed	0	4	0	22	11	1	9	0	8	29	0	12	0	0	34	136	25	291	2,072	14.0
	Reinstated	0	0	0	0	0	0	0	0	0	0	0	0	0	1	0	0	0	1	3	33.3
	Closed	0	4	0	19	6	0	5	5	1	23	0	18	0	15	29	115	7	247	2,108	11.7
	Ending Open	0	37	1	7	20	1	12	38	11	94	10	254	21	311	48	316	138	1,319	5,506	24.0
8th SCHUYLER	Beginning Open	0	9	0	2	6	0	3	11	9	16	2	22	4	66	18	88	32	288	1,412	20.4
	New Filed	0	5	0	7	4	0	2	0	6	13	0	12	0	0	19	128	3	199	971	20.5
	Reinstated	0	0	0	0	0	0	0	0	0	0	0	0	0	1	0	6	0	7	7	100.0
	Closed	0	6	0	6	6	0	0	2	4	13	0	8	0	9	7	103	9	173	861	20.1
	Ending Open	0	8	0	3	4	0	5	9	11	16	2	26	4	58	30	119	26	321	1,523	21.1
8th CIRCUIT TOTAL	Beginning Open	0	224	4	90	124	0	43	221	65	351	101	584	44	1,432	337	2,035	301	5,956	21,103	28.2
	New Filed	0	49	3	459	175	3	107	0	85	234	256	139	0	0	313	1,505	140	3,468	19,194	18.1
	Reinstated	0	0	0	2	0	0	0	0	0	1	0	0	0	5	0	8	0	16	19	84.2
	Closed	0	37	1	382	157	2	72	43	36	216	254	120	0	104	150	1,350	113	3,037	18,486	16.4
	Ending Open	0	234	6	157	137	1	76	177	111	369	84	586	44	1,326	496	2,193	329	6,326	20,998	30.1
9th FULTON	Beginning Open	0	76	4	14	56	0	27	55	18	124	1	102	0	562	70	438	53	1,600	4,992	32.1
	New Filed	0	10	0	94	78	0	29	0	18	38	0	50	0	0	81	256	55	709	3,893	18.2
	Reinstated	0	0	0	0	0	0	0	0	0	0	0	0	0	0	0	0	0	0	0	0.0
	Closed	0	21	0	79	65	0	0	29	9	77	0	44	0	57	34	229	47	691	4,042	17.1
	Ending Open	0	64	4	30	68	0	55	25	27	84	1	109	0	505	117	472	62	1,623	4,839	33.5

\* TOTAL OF ALL CASES IN ALL CATEGORIES: CIVIL, FAMILY, CRIMINAL, CONSERVATION & TRAFFIC, JUVENILE, AND OTHER

# CIVIL CASELOAD CONTINUED

CIRCUIT / COUNTY		ARBITRATION	CHANCERY	EMINENT DOMAIN	EVICTON	FORECLOSURE	GOVERNMENTAL CORPORATION	GUARDIANSHIP	LAW > \$50,000 (L)	LAW > \$50,000 (LA)	LAW < \$50,000	MENTAL HEALTH	MISCELLANEOUS REMEDY	MUNICIPAL CORPORATION	PROBATE (P)	PROBATE (PR)	SMALL CLAIM	TAX	TOTAL CIVIL CASES	TOTAL ALL CASES*	CIVIL CASES AS % OF ALL CASES
9th HANCOCK	Beginning Open	0	84	4	9	15	0	13	28	6	140	4	194	2	139	61	613	82	1,394	3,462	40.3
	New Filed	0	4	0	25	19	0	9	0	15	30	1	9	0	0	57	205	30	404	1,811	22.3
	Reinstated	0	0	0	0	0	0	0	0	0	0	0	0	0	1	0	1	0	2	2	100.0
	Closed	0	1	0	9	6	0	3	0	0	19	0	6	0	17	19	119	16	215	1,349	15.9
	Ending Open	0	91	2	29	27	0	19	32	20	144	7	195	2	124	99	699	100	1,590	4,512	35.2
9th HENDERSON	Beginning Open	0	9	1	1	3	0	1	12	1	18	1	43	0	189	26	53	18	376	1,666	22.6
	New Filed	0	3	0	3	15	0	0	0	1	12	1	6	0	0	28	52	16	137	1,527	9.0
	Reinstated	0	0	0	0	0	0	0	0	0	0	0	0	0	0	0	0	0	0	0	0.0
	Closed	0	3	0	3	8	0	1	6	1	19	1	7	0	14	8	62	11	144	1,628	8.8
	Ending Open	0	9	1	1	10	0	0	4	1	10	0	42	0	175	46	40	23	362	1,694	21.4
9th KNOX	Beginning Open	0	41	0	129	43	0	23	92	28	182	1	160	0	845	147	380	28	2,099	13,813	15.2
	New Filed	0	17	0	346	68	0	50	0	37	84	5	37	0	0	168	409	85	1,306	7,373	17.7
	Reinstated	0	0	0	0	0	0	0	0	0	0	0	0	0	0	0	0	0	0	0	0.0
	Closed	0	14	0	303	56	0	33	25	14	75	6	31	0	55	82	442	46	1,182	6,312	18.7
	Ending Open	0	44	0	172	55	0	32	54	51	188	0	162	0	793	233	355	68	2,207	14,765	14.9
9th MCDONOUGH	Beginning Open	0	77	9	72	30	0	7	31	6	72	5	985	2	326	64	226	23	1,935	4,536	42.7
	New Filed	0	14	0	180	27	0	17	0	15	34	0	21	0	0	59	244	48	659	3,510	18.8
	Reinstated	0	0	0	0	0	0	0	0	0	1	0	0	0	0	0	0	0	1	1	100.0
	Closed	0	9	0	113	25	0	11	5	2	28	0	19	0	48	38	197	39	534	3,167	16.9
	Ending Open	0	82	9	140	32	0	13	26	19	80	5	987	2	273	85	285	24	2,062	5,073	40.6
9th WARREN	Beginning Open	0	25	3	5	13	0	1	36	8	18	3	40	0	73	53	96	35	409	2,258	18.1
	New Filed	0	4	0	23	20	0	18	0	8	23	1	27	0	0	44	110	42	320	2,271	14.1
	Reinstated	0	0	0	0	0	0	0	0	0	1	0	0	0	0	0	2	0	3	3	100.0
	Closed	0	5	0	21	21	0	6	11	4	16	0	20	0	32	20	110	28	294	2,138	13.8
	Ending Open	0	24	3	7	11	0	13	16	12	26	4	27	0	38	76	79	45	381	2,607	14.6
9th CIRCUIT TOTAL	Beginning Open	0	312	21	230	160	0	72	254	67	554	15	1,524	4	2,134	421	1,806	239	7,813	30,727	25.4
	New Filed	0	52	0	671	227	0	123	0	94	221	8	150	0	0	437	1,276	276	3,535	20,385	17.3
	Reinstated	0	0	0	0	0	0	0	0	0	2	0	0	0	1	0	3	0	6	6	100.0
	Closed	0	53	0	528	181	0	54	76	30	234	7	127	0	223	201	1,159	187	3,060	18,636	16.4
	Ending Open	0	314	19	379	203	0	132	157	130	532	17	1,522	4	1,908	656	1,930	322	8,225	33,490	24.6

\* TOTAL OF ALL CASES IN ALL CATEGORIES: CIVIL, FAMILY, CRIMINAL, CONSERVATION & TRAFFIC, JUVENILE, AND OTHER



# CIVIL CASELOAD CONTINUED

CIRCUIT / COUNTY		ARBITRATION	CHANCERY	EMINENT DOMAIN	EVICTON	FORECLOSURE	GOVERNMENTAL CORPORATION	GUARDIANSHIP	LAW > \$50,000 (L)	LAW > \$50,000 (LA)	LAW < \$50,000	MENTAL HEALTH	MISCELLANEOUS REMEDY	MUNICIPAL CORPORATION	PROBATE (P)	PROBATE (PR)	SMALL CLAIM	TAX	TOTAL CIVIL CASES	TOTAL ALL CASES*	CIVIL CASES AS % OF ALL CASES
10th MARSHALL	Beginning Open	0	5	0	4	7	0	2	10	8	6	0	9	0	7	5	42	6	111	997	11.1
	New Filed	0	5	0	22	16	0	10	0	13	14	0	18	0	0	37	76	7	218	1,087	20.1
	Reinstated	0	0	0	0	0	0	0	0	0	0	0	0	0	0	0	2	0	2	2	100.0
	Closed	0	5	0	22	13	0	5	7	7	12	0	17	0	5	30	98	11	232	1,205	19.3
	Ending Open	0	4	0	4	10	0	7	3	14	8	0	8	0	1	7	22	2	90	855	10.5
10th PEORIA	Beginning Open	0	95	4	283	211	0	90	549	202	600	39	1,530	0	70	28	1,569	66	5,336	36,868	14.5
	New Filed	0	27	0	1,547	285	0	176	0	289	393	246	335	0	0	363	1,961	249	5,871	26,314	22.3
	Reinstated	0	0	0	0	0	0	0	0	0	0	0	0	0	0	0	0	0	0	16	0.0
	Closed	0	51	1	1,555	350	0	106	116	135	377	227	281	0	4	343	1,869	227	5,642	23,600	23.9
	Ending Open	0	75	3	275	150	0	160	432	356	616	58	1,591	0	68	48	1,658	88	5,578	39,617	14.1
10th PUTNAM	Beginning Open	0	8	0	3	5	0	0	13	3	14	0	79	0	57	15	82	30	309	733	42.2
	New Filed	0	3	0	6	7	0	4	0	4	9	0	12	0	0	15	50	19	129	759	17.0
	Reinstated	0	0	0	0	0	0	0	0	0	0	0	0	0	0	0	1	0	1	1	100.0
	Closed	0	3	0	7	6	0	3	2	2	6	0	6	0	3	4	75	8	125	716	17.5
	Ending Open	0	8	0	1	6	0	1	10	6	16	0	86	0	54	26	52	41	307	764	40.2
10th STARK	Beginning Open	0	1	0	2	4	0	2	3	4	5	0	3	0	63	19	30	10	146	555	26.3
	New Filed	0	1	0	4	7	0	2	0	3	4	0	3	0	0	8	46	7	85	689	12.3
	Reinstated	0	0	0	0	0	0	0	0	0	0	0	0	0	0	0	0	0	0	0	0.0
	Closed	0	1	0	5	5	0	2	2	2	7	0	2	0	31	1	40	8	106	714	14.8
	Ending Open	0	1	0	1	5	0	1	1	5	1	0	4	0	20	26	32	6	103	493	20.9
10th TAZEVELL	Beginning Open	0	316	4	62	179	0	62	272	81	654	0	423	0	1,842	266	1,117	167	5,445	14,709	37.0
	New Filed	0	26	0	292	183	0	86	0	80	216	0	99	0	0	253	934	106	2,275	11,338	20.1
	Reinstated	0	0	0	0	0	0	0	0	0	0	0	0	0	0	0	0	0	0	94	0.0
	Closed	0	45	0	261	148	0	28	116	49	178	0	65	0	61	104	843	58	1,956	13,404	14.6
	Ending Open	0	198	2	88	201	0	118	81	126	656	0	401	0	1,760	393	990	226	5,240	12,024	43.6
10th CIRCUIT TOTAL	Beginning Open	0	425	8	354	406	0	156	847	298	1,279	39	2,044	0	2,039	333	2,840	279	11,347	53,862	21.1
	New Filed	0	62	0	1,871	498	0	278	0	389	636	246	467	0	0	676	3,067	388	8,578	40,187	21.3
	Reinstated	0	0	0	0	0	0	0	0	0	0	0	0	0	0	0	3	0	3	113	2.7
	Closed	0	105	1	1,850	522	0	144	243	195	580	227	371	0	104	482	2,925	312	8,061	39,639	20.3
	Ending Open	0	286	5	369	372	0	287	527	507	1,297	58	2,090	0	1,903	500	2,754	363	11,318	53,753	21.1

\* TOTAL OF ALL CASES IN ALL CATEGORIES: CIVIL, FAMILY, CRIMINAL, CONSERVATION & TRAFFIC, JUVENILE, AND OTHER

# CIVIL CASELOAD CONTINUED

CIRCUIT / COUNTY		ARBITRATION	CHANCERY	EMINENT DOMAIN	EVICTON	FORECLOSURE	GOVERNMENTAL CORPORATION	GUARDIANSHIP	LAW > \$50,000 (L)	LAW > \$50,000 (LA)	LAW < \$50,000	MENTAL HEALTH	MISCELLANEOUS REMEDY	MUNICIPAL CORPORATION	PROBATE (P)	PROBATE (PR)	SMALL CLAIM	TAX	TOTAL CIVIL CASES	TOTAL ALL CASES*	CIVIL CASES AS % OF ALL CASES
11th FORD	Beginning Open	9	14	1	11	9	0	4	23	8	20	0	108	0	44	29	82	46	408	1,419	28.8
	New Filed	10	3	0	18	25	0	7	0	8	4	1	8	0	0	27	116	34	261	1,328	19.7
	Reinstated	0	0	0	0	0	0	0	0	0	0	0	0	0	0	0	0	0	0	0	0.0
	Closed	11	11	0	13	17	0	6	11	5	17	1	8	0	11	15	130	15	271	1,262	21.5
	Ending Open	8	5	1	16	17	0	4	13	11	7	0	31	0	37	41	69	65	325	1,294	25.1
11th LIVINGSTON	Beginning Open	0	101	6	37	46	0	31	73	41	57	3	71	8	344	112	167	28	1,125	6,819	16.5
	New Filed	0	20	0	88	46	0	11	0	33	52	2	24	0	0	87	292	34	689	5,629	12.2
	Reinstated	0	0	0	0	0	0	0	0	0	0	0	0	0	0	1	0	0	1	2	50.0
	Closed	0	8	0	83	24	0	3	27	11	66	0	17	0	37	43	304	10	633	5,198	12.2
	Ending Open	0	111	5	43	35	0	39	33	61	40	5	77	0	238	155	142	49	1,033	7,051	14.7
11th LOGAN	Beginning Open	0	45	0	15	28	0	13	54	12	50	1	100	31	1,173	45	245	23	1,835	6,778	27.1
	New Filed	0	7	0	61	42	0	15	0	12	33	5	19	0	0	76	635	24	929	4,508	20.6
	Reinstated	0	0	0	0	0	0	0	0	0	1	0	0	0	0	0	0	0	1	1	100.0
	Closed	0	10	1	55	41	0	3	6	5	28	5	21	0	17	24	574	27	817	4,545	18.0
	Ending Open	0	42	0	18	29	0	25	49	19	41	1	96	31	1,157	97	253	20	1,878	6,485	29.0
11th MCLEAN	Beginning Open	233	179	10	155	120	0	39	346	150	148	7	174	0	1,083	219	1,193	268	4,324	13,464	32.1
	New Filed	225	46	1	884	139	0	126	0	170	43	603	186	0	0	230	1,386	518	4,557	26,694	17.1
	Reinstated	0	0	0	0	0	0	0	0	1	0	0	1	0	0	0	3	0	5	562	0.9
	Closed	182	78	9	767	153	0	123	154	68	40	610	122	0	192	126	1,267	379	4,270	26,855	15.9
	Ending Open	274	144	2	241	105	0	37	192	250	151	0	173	0	891	323	1,168	398	4,349	13,368	32.5
11th WOODFORD	Beginning Open	0	58	0	9	27	0	7	23	16	39	0	64	0	370	110	147	22	892	6,106	14.6
	New Filed	0	6	0	52	45	0	24	0	18	32	2	23	0	0	98	190	21	511	4,515	11.3
	Reinstated	0	1	0	1	3	0	0	0	1	5	0	0	0	1	0	1	0	13	13	100.0
	Closed	0	14	0	41	45	0	13	9	14	32	1	19	0	67	64	175	16	510	4,339	11.8
	Ending Open	0	50	0	20	31	0	14	14	21	44	1	58	0	133	144	126	25	681	6,063	11.2
11th CIRCUIT TOTAL	Beginning Open	242	397	17	227	230	0	94	519	227	314	11	517	39	3,014	515	1,834	387	8,584	34,586	24.8
	New Filed	235	82	1	1,103	297	0	183	0	241	164	613	260	0	0	518	2,619	631	6,947	42,674	16.3
	Reinstated	0	1	0	1	3	0	0	0	2	6	0	1	0	1	1	4	0	20	578	3.5
	Closed	193	121	10	959	280	0	148	207	103	183	617	187	0	324	272	2,450	447	6,501	42,199	15.4
	Ending Open	282	352	8	338	217	0	119	301	362	283	7	435	31	2,456	760	1,758	557	8,266	34,261	24.1

\* TOTAL OF ALL CASES IN ALL CATEGORIES: CIVIL, FAMILY, CRIMINAL, CONSERVATION & TRAFFIC, JUVENILE, AND OTHER

# CIVIL CASELOAD CONTINUED

CIRCUIT / COUNTY		ARBITRATION	CHANCERY	EMINENT DOMAIN	EVICTON	FORECLOSURE	GOVERNMENTAL CORPORATION	GUARDIANSHIP	LAW > \$50,000 (L)	LAW > \$50,000 (LA)	LAW < \$50,000	MENTAL HEALTH	MISCELLANEOUS REMEDY	MUNICIPAL CORPORATION	PROBATE (P)	PROBATE (PR)	SMALL CLAIM	TAX	TOTAL CIVIL CASES	TOTAL ALL CASES*	CIVIL CASES AS % OF ALL CASES
12th WILL	Beginning Open	698	735	3	551	940	2	97	1,023	678	100	4	255	0	1,106	767	2,779	176	9,914	79,623	12.5
	New Filed	1,588	244	23	2,935	1,280	1	474	0	938	91	254	437	0	0	808	6,672	237	15,982	89,750	17.8
	Reinstated	48	30	0	76	6	0	3	71	105	19	0	15	0	22	16	109	8	528	2,704	19.5
	Closed	1,401	564	17	2,953	1,309	2	479	678	603	145	247	519	0	450	424	6,986	350	17,127	96,685	17.7
	Ending Open	941	445	9	609	917	1	99	416	1,121	66	11	200	0	678	1,167	2,636	71	9,387	75,497	12.4
12th CIRCUIT TOTAL	Beginning Open	698	735	3	551	940	2	97	1,023	678	100	4	255	0	1,106	767	2,779	176	9,914	79,623	12.5
	New Filed	1,588	244	23	2,935	1,280	1	474	0	938	91	254	437	0	0	808	6,672	237	15,982	89,750	17.8
	Reinstated	48	30	0	76	6	0	3	71	105	19	0	15	0	22	16	109	8	528	2,704	19.5
	Closed	1,401	564	17	2,953	1,309	2	479	678	603	145	247	519	0	450	424	6,986	350	17,127	96,685	17.7
	Ending Open	941	445	9	609	917	1	99	416	1,121	66	11	200	0	678	1,167	2,636	71	9,387	75,497	12.4
13th BUREAU	Beginning Open	0	39	0	26	33	0	6	50	30	58	1	65	1	172	80	367	54	982	4,556	21.6
	New Filed	0	7	0	67	44	0	8	0	33	53	0	27	0	0	95	352	34	720	3,203	22.5
	Reinstated	0	0	0	0	0	0	0	0	0	0	0	0	0	0	0	0	0	0	0	0.0
	Closed	0	6	0	57	37	0	11	5	6	51	0	15	0	45	33	367	21	654	2,875	22.7
	Ending Open	0	39	0	36	39	0	2	45	57	59	1	76	1	123	141	321	67	1,007	4,752	21.2
13th GRUNDY	Beginning Open	0	52	0	16	69	0	10	85	54	82	0	30	0	186	93	524	24	1,225	4,113	29.8
	New Filed	0	13	0	136	101	0	34	0	64	76	3	36	0	0	86	901	39	1,489	6,628	22.5
	Reinstated	0	2	0	1	1	0	0	0	2	0	0	0	0	1	0	44	1	52	55	94.5
	Closed	0	39	0	125	113	0	33	36	32	107	3	36	0	93	50	1,197	37	1,901	7,394	25.7
	Ending Open	0	21	0	27	57	0	7	42	89	49	0	20	0	82	129	268	23	814	3,301	24.7
13th LASALLE	Beginning Open	0	58	1	83	121	0	32	156	112	116	0	59	0	267	206	476	42	1,729	10,409	16.6
	New Filed	0	25	0	517	153	0	66	0	128	220	8	81	0	0	216	1,465	149	3,028	16,622	18.2
	Reinstated	0	2	0	22	1	0	0	1	1	9	0	0	0	4	1	40	0	81	428	18.9
	Closed	0	45	0	504	165	0	77	77	55	220	7	82	0	146	128	1,461	65	3,032	17,823	17.0
	Ending Open	0	42	1	102	110	0	29	79	180	123	1	55	0	152	293	524	127	1,818	9,533	19.1
13th CIRCUIT TOTAL	Beginning Open	0	149	1	125	223	0	48	291	196	256	1	154	1	625	379	1,367	120	3,936	19,078	20.6
	New Filed	0	45	0	720	298	0	108	0	225	349	11	144	0	0	397	2,718	222	5,237	26,453	19.8
	Reinstated	0	4	0	23	2	0	0	1	3	9	0	0	0	5	1	84	1	133	483	27.5
	Closed	0	90	0	686	315	0	121	118	93	378	10	133	0	284	211	3,025	123	5,587	28,092	19.9
	Ending Open	0	102	1	165	206	0	38	166	326	231	2	151	1	357	563	1,113	217	3,639	17,586	20.7

\* TOTAL OF ALL CASES IN ALL CATEGORIES: CIVIL, FAMILY, CRIMINAL, CONSERVATION & TRAFFIC, JUVENILE, AND OTHER

# CIVIL CASELOAD CONTINUED

CIRCUIT / COUNTY		ARBITRATION	CHANCERY	EMINENT DOMAIN	EVICTON	FORECLOSURE	GOVERNMENTAL CORPORATION	GUARDIANSHIP	LAW > \$50,000 (L)	LAW > \$50,000 (LA)	LAW < \$50,000	MENTAL HEALTH	MISCELLANEOUS REMEDY	MUNICIPAL CORPORATION	PROBATE (P)	PROBATE (PR)	SMALL CLAIM	TAX	TOTAL CIVIL CASES	TOTAL ALL CASES*	CIVIL CASES AS % OF ALL CASES
14th HENRY	Beginning Open	30	73	1	24	51	0	14	72	12	30	4	114	1	39	16	163	18	662	10,197	6.5
	New Filed	29	10	0	149	60	0	20	0	24	17	3	32	0	0	97	380	55	876	5,486	16.0
	Reinstated	0	0	0	0	0	0	0	0	0	0	0	0	0	0	0	0	0	0	0	0.0
	Closed	32	25	0	133	49	0	7	23	3	13	5	23	0	0	87	307	30	737	5,792	12.7
	Ending Open	26	19	0	36	56	0	27	26	33	28	1	41	1	40	34	225	36	629	9,605	6.5
14th MERCER	Beginning Open	7	27	3	4	21	0	1	10	2	27	14	190	0	201	38	109	11	665	1,372	48.5
	New Filed	7	1	0	26	32	0	16	0	9	17	0	8	0	0	72	109	24	321	1,417	22.7
	Reinstated	0	0	0	0	0	0	0	0	0	0	0	0	0	0	0	0	0	0	0	0.0
	Closed	7	2	0	18	35	0	7	1	2	20	0	5	0	12	27	103	17	256	1,262	20.3
	Ending Open	7	18	3	11	20	0	8	9	9	24	14	187	0	186	83	119	17	715	1,478	48.4
14th ROCK ISLAND	Beginning Open	294	332	9	265	202	0	40	336	102	858	23	500	3	1,332	362	1,328	93	6,079	36,189	16.8
	New Filed	230	43	0	1,026	219	0	85	0	121	29	22	124	0	0	309	1,996	131	4,335	20,101	21.6
	Reinstated	2	0	0	2	0	0	0	0	1	0	0	0	0	0	1	9	1	16	18	88.9
	Closed	223	70	2	1,007	208	0	40	61	50	29	12	133	0	192	235	2,073	132	4,467	21,313	21.0
	Ending Open	295	258	5	276	194	0	63	252	172	840	32	423	3	1,063	428	1,136	83	5,523	34,253	16.1
14th WHITESIDE	Beginning Open	70	23	1	48	72	0	53	102	46	12	0	38	0	207	119	637	18	1,446	9,218	15.7
	New Filed	190	20	1	201	107	0	49	0	50	17	12	45	0	0	126	1,761	52	2,631	9,561	27.5
	Reinstated	0	0	0	0	0	0	0	0	0	0	0	0	0	2	0	0	0	2	2	100.0
	Closed	189	29	2	195	127	0	22	33	33	20	11	45	0	59	56	1,806	55	2,682	9,811	27.3
	Ending Open	69	15	0	38	54	0	75	69	63	9	1	38	0	158	189	560	15	1,353	8,872	15.3
14th CIRCUIT TOTAL	Beginning Open	401	455	14	341	346	0	108	520	162	927	41	842	4	1,779	535	2,237	140	8,852	56,976	15.5
	New Filed	456	74	1	1,402	418	0	170	0	204	80	37	209	0	0	604	4,246	262	8,163	36,565	22.3
	Reinstated	2	0	0	2	0	0	0	0	1	0	0	0	0	2	1	9	1	18	20	90.0
	Closed	451	126	4	1,353	419	0	76	118	88	82	28	206	0	263	405	4,289	234	8,142	38,178	21.3
	Ending Open	397	310	8	361	324	0	173	356	277	901	48	689	4	1,447	734	2,040	151	8,220	54,208	15.2
15th CARROLL	Beginning Open	0	34	4	7	23	0	4	14	8	38	0	94	0	90	43	47	45	451	2,231	20.2
	New Filed	0	4	0	23	20	1	13	0	8	15	1	12	0	0	35	176	24	332	1,439	23.1
	Reinstated	0	0	0	0	0	0	0	0	0	0	0	0	0	0	0	0	0	0	0	0.0
	Closed	0	7	0	21	11	0	7	2	4	11	0	4	0	13	20	140	8	248	1,414	17.5
	Ending Open	0	31	2	8	32	1	10	12	13	38	1	101	0	75	57	72	61	514	2,163	23.8

\* TOTAL OF ALL CASES IN ALL CATEGORIES: CIVIL, FAMILY, CRIMINAL, CONSERVATION & TRAFFIC, JUVENILE, AND OTHER

# CIVIL CASELOAD CONTINUED

CIRCUIT / COUNTY		ARBITRATION	CHANCERY	EMINENT DOMAIN	EVICTON	FORECLOSURE	GOVERNMENTAL CORPORATION	GUARDIANSHIP	LAW > \$50,000 (L)	LAW > \$50,000 (LA)	LAW < \$50,000	MENTAL HEALTH	MISCELLANEOUS REMEDY	MUNICIPAL CORPORATION	PROBATE (P)	PROBATE (PR)	SMALL CLAIM	TAX	TOTAL CIVIL CASES	TOTAL ALL CASES*	CIVIL CASES AS % OF ALL CASES
15th JO DAVIESS	Beginning Open	0	21	8	5	56	0	0	27	9	19	0	19	0	44	48	73	7	336	2,131	15.8
	New Filed	0	7	0	15	31	0	13	0	14	26	0	10	0	0	66	159	26	367	2,615	14.0
	Reinstated	0	0	0	0	0	0	0	0	0	0	0	0	0	0	0	0	0	0	0	0.0
	Closed	0	14	2	16	56	0	10	10	5	28	0	15	0	14	37	166	22	395	2,807	14.1
	Ending Open	0	15	6	4	31	0	3	17	20	16	0	14	0	33	77	70	11	317	2,164	14.6
15th LEE	Beginning Open	0	24	0	28	25	0	14	69	25	61	2	130	0	182	57	619	35	1,271	5,425	23.4
	New Filed	0	8	0	77	45	0	29	0	31	59	14	39	0	0	56	907	44	1,309	5,016	26.1
	Reinstated	0	0	0	0	0	0	0	0	0	3	0	0	0	0	0	2	0	5	7	71.4
	Closed	0	6	0	64	38	0	7	20	13	34	7	22	0	44	31	621	25	932	4,752	19.6
	Ending Open	0	26	0	39	31	0	36	49	43	86	9	145	0	138	81	857	54	1,594	5,361	29.7
15th OGLE	Beginning Open	0	11	0	32	38	0	11	43	37	28	0	12	0	255	69	161	20	717	10,022	7.2
	New Filed	0	15	0	110	82	0	31	0	22	77	12	44	0	0	82	422	28	925	6,837	13.5
	Reinstated	0	0	0	0	0	0	0	0	0	0	0	0	0	0	0	1	0	1	2	50.0
	Closed	0	12	0	117	90	0	11	19	23	63	10	40	0	59	39	426	35	944	7,166	13.2
	Ending Open	0	13	0	19	41	0	24	25	37	40	1	18	0	97	109	163	13	600	9,539	6.3
15th STEPHENSON	Beginning Open	0	22	0	44	51	0	12	36	29	27	0	18	3	140	87	215	11	695	5,455	12.7
	New Filed	0	15	0	234	62	0	48	0	40	89	0	37	0	0	79	407	43	1,054	6,853	15.4
	Reinstated	0	0	0	0	1	0	0	0	0	0	0	0	0	2	0	2	0	5	8	62.5
	Closed	0	15	0	247	57	0	27	13	26	68	0	31	0	34	49	495	34	1,096	6,980	15.7
	Ending Open	0	17	0	30	52	0	28	22	43	48	0	23	1	93	113	130	17	617	5,287	11.7
15th CIRCUIT TOTAL	Beginning Open	0	112	12	116	193	0	41	189	108	173	2	273	3	711	304	1,115	118	3,470	25,264	13.7
	New Filed	0	49	0	459	240	1	134	0	115	266	27	142	0	0	318	2,071	165	3,987	22,760	17.5
	Reinstated	0	0	0	0	1	0	0	0	0	3	0	0	0	2	0	5	0	11	17	64.7
	Closed	0	54	2	465	252	0	62	64	71	204	17	112	0	164	176	1,848	124	3,615	23,119	15.6
	Ending Open	0	102	8	100	187	1	101	125	156	228	11	301	1	436	437	1,292	156	3,642	24,514	14.9
16th KANE	Beginning Open	361	227	30	384	401	0	181	596	408	53	58	2,565	0	2,767	489	1,819	22	10,361	52,178	19.9
	New Filed	916	163	19	1,715	650	1	171	0	556	165	216	356	0	0	261	4,296	133	9,618	59,773	16.1
	Reinstated	61	43	0	53	50	0	4	15	4	11	0	4	0	6	2	159	0	412	3,779	10.9
	Closed	888	247	10	1,779	795	1	100	291	326	133	103	379	0	70	86	4,534	67	9,809	62,101	15.8
	Ending Open	450	186	39	373	306	0	259	320	642	96	128	1,732	0	2,678	789	1,740	88	9,826	51,221	19.2

\* TOTAL OF ALL CASES IN ALL CATEGORIES: CIVIL, FAMILY, CRIMINAL, CONSERVATION & TRAFFIC, JUVENILE, AND OTHER

# CIVIL CASELOAD CONTINUED

CIRCUIT / COUNTY		ARBITRATION	CHANCERY	EMINENT DOMAIN	EVICTON	FORECLOSURE	GOVERNMENTAL CORPORATION	GUARDIANSHIP	LAW > \$50,000 (L)	LAW > \$50,000 (LA)	LAW < \$50,000	MENTAL HEALTH	MISCELLANEOUS REMEDY	MUNICIPAL CORPORATION	PROBATE (P)	PROBATE (PR)	SMALL CLAIM	TAX	TOTAL CIVIL CASES	TOTAL ALL CASES*	CIVIL CASES AS % OF ALL CASES
16th CIRCUIT TOTAL	Beginning Open	361	227	30	384	401	0	181	596	408	53	58	2,565	0	2,767	489	1,819	22	10,361	52,178	19.9
	New Filed	916	163	19	1,715	650	1	171	0	556	165	216	356	0	0	261	4,296	133	9,618	59,773	16.1
	Reinstated	61	43	0	53	50	0	4	15	4	11	0	4	0	6	2	159	0	412	3,779	10.9
	Closed	888	247	10	1,779	795	1	100	291	326	133	103	379	0	70	86	4,534	67	9,809	62,101	15.8
	Ending Open	450	186	39	373	306	0	259	320	642	96	128	1,732	0	2,678	789	1,740	88	9,826	51,221	19.2
17th BOONE	Beginning Open	29	32	0	8	68	0	13	36	16	4	0	8	0	73	51	129	8	475	11,453	4.1
	New Filed	81	17	0	108	93	1	34	0	65	12	0	40	0	0	67	489	21	1,028	7,500	13.7
	Reinstated	0	1	0	0	0	0	0	0	0	0	0	0	0	0	0	2	0	3	4	75.0
	Closed	75	30	0	93	96	1	9	19	28	13	0	36	0	20	38	449	28	935	8,052	11.6
	Ending Open	37	19	0	23	62	0	38	18	53	3	0	13	0	53	81	181	1	582	10,915	5.3
17th WINNEBAGO	Beginning Open	339	213	3	444	371	0	135	455	347	393	68	388	0	5,227	382	3,198	95	12,058	61,815	19.5
	New Filed	652	100	2	2,165	476	2	280	0	480	73	435	670	0	0	354	3,082	339	9,110	42,450	21.5
	Reinstated	28	3	0	34	2	0	0	2	3	2	0	5	0	4	2	73	0	158	175	90.3
	Closed	576	129	4	2,187	509	2	174	176	247	59	420	519	0	154	199	3,003	133	8,491	41,880	20.3
	Ending Open	438	177	1	295	313	0	240	280	578	409	83	544	0	5,072	536	3,333	301	12,600	61,783	20.4
17th CIRCUIT TOTAL	Beginning Open	368	245	3	452	439	0	148	491	363	397	68	396	0	5,300	433	3,327	103	12,533	73,268	17.1
	New Filed	733	117	2	2,273	569	3	314	0	545	85	435	710	0	0	421	3,571	360	10,138	49,950	20.3
	Reinstated	28	4	0	34	2	0	0	2	3	2	0	5	0	4	2	75	0	161	179	89.9
	Closed	651	159	4	2,280	605	3	183	195	275	72	420	555	0	174	237	3,452	161	9,426	49,932	18.9
	Ending Open	475	196	1	318	375	0	278	298	631	412	83	557	0	5,125	617	3,514	302	13,182	72,698	18.1
18th DUPAGE	Beginning Open	1,178	425	28	840	550	1	117	1,189	875	47	20	286	1	982	921	2,639	48	10,147	100,038	10.1
	New Filed	2,039	306	15	4,714	847	4	488	0	1,420	59	882	751	0	0	960	6,644	163	19,292	118,533	16.3
	Reinstated	73	23	3	57	53	0	0	40	56	3	0	7	0	31	2	125	2	475	633	75.0
	Closed	1,889	368	20	4,777	952	2	424	668	823	74	864	752	0	412	516	6,366	130	19,037	117,961	16.1
	Ending Open	1,401	386	26	834	498	3	181	561	1,528	35	38	292	1	601	1,367	3,042	83	10,877	101,244	10.7
18th CIRCUIT TOTAL	Beginning Open	1,178	425	28	840	550	1	117	1,189	875	47	20	286	1	982	921	2,639	48	10,147	100,038	10.1
	New Filed	2,039	306	15	4,714	847	4	488	0	1,420	59	882	751	0	0	960	6,644	163	19,292	118,533	16.3
	Reinstated	73	23	3	57	53	0	0	40	56	3	0	7	0	31	2	125	2	475	633	75.0
	Closed	1,889	368	20	4,777	952	2	424	668	823	74	864	752	0	412	516	6,366	130	19,037	117,961	16.1
	Ending Open	1,401	386	26	834	498	3	181	561	1,528	35	38	292	1	601	1,367	3,042	83	10,877	101,244	10.7

\* TOTAL OF ALL CASES IN ALL CATEGORIES: CIVIL, FAMILY, CRIMINAL, CONSERVATION & TRAFFIC, JUVENILE, AND OTHER

# CIVIL CASELOAD CONTINUED

CIRCUIT / COUNTY		ARBITRATION	CHANCERY	EMINENT DOMAIN	EVICTON	FORECLOSURE	GOVERNMENTAL CORPORATION	GUARDIANSHIP	LAW > \$50,000 (L)	LAW > \$50,000 (LA)	LAW < \$50,000	MENTAL HEALTH	MISCELLANEOUS REMEDY	MUNICIPAL CORPORATION	PROBATE (P)	PROBATE (PR)	SMALL CLAIM	TAX	TOTAL CIVIL CASES	TOTAL ALL CASES*	CIVIL CASES AS % OF ALL CASES
19th LAKE	Beginning Open	710	630	26	496	696	0	177	440	555	75	5	217	0	3,133	624	1,790	478	10,052	27,452	36.6
	New Filed	1,177	238	21	2,065	912	4	521	0	899	90	159	512	0	0	729	5,207	474	13,008	73,500	17.7
	Reinstated	121	27	0	112	20	0	13	19	45	19	0	10	0	28	3	735	2	1,154	4,962	23.3
	Closed	1,148	499	22	2,199	896	2	297	321	600	125	157	549	0	921	264	5,617	672	14,289	78,394	18.2
	Ending Open	861	395	25	472	731	2	417	140	896	58	7	237	0	2,243	1,091	2,117	282	9,974	554,586	1.8
19th CIRCUIT TOTAL	Beginning Open	710	630	26	496	696	0	177	440	555	75	5	217	0	3,133	624	1,790	478	10,052	27,452	36.6
	New Filed	1,177	238	21	2,065	912	4	521	0	899	90	159	512	0	0	729	5,207	474	13,008	73,500	17.7
	Reinstated	121	27	0	112	20	0	13	19	45	19	0	10	0	28	3	735	2	1,154	4,962	23.3
	Closed	1,148	499	22	2,199	896	2	297	321	600	125	157	549	0	921	264	5,617	672	14,289	78,394	18.2
	Ending Open	861	395	25	472	731	2	417	140	896	58	7	237	0	2,243	1,091	2,117	282	9,974	554,586	1.8
20th ST. CLAIR	Beginning Open	382	270	4	545	369	1	145	2,479	1,020	210	48	321	1	743	432	1,615	517	9,102	95,390	9.5
	New Filed	560	81	0	2,019	479	0	346	0	1,469	148	37	259	0	0	458	2,332	155	8,343	36,667	22.8
	Reinstated	5	0	0	5	0	0	0	4	2	4	0	0	0	8	0	16	0	44	62	71.0
	Closed	577	125	1	2,063	421	0	267	373	338	153	72	188	0	167	227	2,606	1	7,579	31,546	24.0
	Ending Open	421	251	3	538	445	1	225	2,157	2,181	107	13	366	1	586	663	1,881	671	10,510	100,994	10.4
20th CIRCUIT TOTAL	Beginning Open	382	270	4	545	369	1	145	2,479	1,020	210	48	321	1	743	432	1,615	517	9,102	95,390	9.5
	New Filed	560	81	0	2,019	479	0	346	0	1,469	148	37	259	0	0	458	2,332	155	8,343	36,667	22.8
	Reinstated	5	0	0	5	0	0	0	4	2	4	0	0	0	8	0	16	0	44	62	71.0
	Closed	577	125	1	2,063	421	0	267	373	338	153	72	188	0	167	227	2,606	1	7,579	31,546	24.0
	Ending Open	421	251	3	538	445	1	225	2,157	2,181	107	13	366	1	586	663	1,881	671	10,510	100,994	10.4
21st IROQUOIS	Beginning Open	0	69	1	18	20	0	20	75	18	99	2	51	0	324	96	448	57	1,298	10,759	12.1
	New Filed	0	11	0	63	39	1	19	0	31	25	1	33	0	0	62	187	58	530	3,248	16.3
	Reinstated	0	0	0	0	0	0	0	0	0	0	0	0	0	0	0	1	0	1	1	100.0
	Closed	0	3	0	55	34	0	14	12	10	15	1	21	0	98	41	328	32	664	3,320	20.0
	Ending Open	0	39	1	25	26	1	15	61	39	101	2	60	0	115	116	295	83	979	10,424	9.4
21st KANKAKEE	Beginning Open	0	439	2	333	162	0	117	349	86	674	121	1,187	2	1,246	204	2,612	215	7,749	33,752	23.0
	New Filed	0	40	0	676	171	0	120	0	112	276	164	90	0	0	186	1,307	175	3,317	16,731	19.8
	Reinstated	0	0	0	0	0	0	0	0	0	0	0	0	0	0	0	0	0	0	0	0.0
	Closed	0	53	0	385	69	0	42	93	65	186	119	85	0	89	64	734	234	2,218	15,685	14.1
	Ending Open	0	426	2	624	264	0	195	256	133	764	166	1,192	2	1,157	326	3,185	156	8,848	34,798	25.4

\* TOTAL OF ALL CASES IN ALL CATEGORIES: CIVIL, FAMILY, CRIMINAL, CONSERVATION & TRAFFIC, JUVENILE, AND OTHER

Note: Due to changes in Lake County's case management system, there are noticeable differences in the number of open cases at the end of 2023 when compared to prior years.

# CIVIL CASELOAD CONTINUED

CIRCUIT / COUNTY		ARBITRATION	CHANCERY	EMINENT DOMAIN	EVICTON	FORECLOSURE	GOVERNMENTAL CORPORATION	GUARDIANSHIP	LAW > \$50,000 (L)	LAW > \$50,000 (LA)	LAW < \$50,000	MENTAL HEALTH	MISCELLANEOUS REMEDY	MUNICIPAL CORPORATION	PROBATE (P)	PROBATE (PR)	SMALL CLAIM	TAX	TOTAL CIVIL CASES	TOTAL ALL CASES*	CIVIL CASES AS % OF ALL CASES
21st CIRCUIT TOTAL	Beginning Open	0	508	3	351	182	0	137	424	104	773	123	1,238	2	1,570	300	3,060	272	9,047	44,511	20.3
	New Filed	0	51	0	739	210	1	139	0	143	301	165	123	0	0	248	1,494	233	3,847	19,979	19.3
	Reinstated	0	0	0	0	0	0	0	0	0	0	0	0	0	0	0	1	0	1	1	100.0
	Closed	0	56	0	440	103	0	56	105	75	201	120	106	0	187	105	1,062	266	2,882	19,005	15.2
	Ending Open	0	465	3	649	290	1	210	317	172	865	168	1,252	2	1,272	442	3,480	239	9,827	45,222	21.7
22nd MCHENRY	Beginning Open	223	166	99	116	302	1	30	310	226	14	0	647	0	253	284	869	7	3,547	14,545	24.4
	New Filed	545	95	134	664	519	4	182	0	337	28	37	246	0	0	372	2,715	132	6,010	43,131	13.9
	Reinstated	48	29	3	25	42	0	1	15	14	5	0	3	0	8	2	130	0	325	1,072	30.3
	Closed	525	156	123	658	574	4	176	189	227	35	37	256	0	153	216	2,645	52	6,026	43,546	13.8
	Ending Open	303	135	112	150	287	1	38	140	367	13	0	641	0	114	442	1,082	87	3,912	15,420	25.4
22nd CIRCUIT TOTAL	Beginning Open	223	166	99	116	302	1	30	310	226	14	0	647	0	253	284	869	7	3,547	14,545	24.4
	New Filed	545	95	134	664	519	4	182	0	337	28	37	246	0	0	372	2,715	132	6,010	43,131	13.9
	Reinstated	48	29	3	25	42	0	1	15	14	5	0	3	0	8	2	130	0	325	1,072	30.3
	Closed	525	156	123	658	574	4	176	189	227	35	37	256	0	153	216	2,645	52	6,026	43,546	13.8
	Ending Open	303	135	112	150	287	1	38	140	367	13	0	641	0	114	442	1,082	87	3,912	15,420	25.4
23rd DEKALB	Beginning Open	0	28	0	135	74	2	9	77	51	118	0	50	0	99	82	349	9	1,083	10,249	10.6
	New Filed	0	27	0	594	129	0	86	0	93	188	17	76	0	0	91	979	48	2,328	12,894	18.1
	Reinstated	0	2	0	0	19	0	0	1	1	15	0	0	0	1	0	21	0	60	101	59.4
	Closed	0	35	0	638	159	1	69	33	43	175	17	94	0	34	49	891	30	2,268	14,599	15.5
	Ending Open	0	22	0	79	63	1	25	43	100	151	0	33	0	67	124	458	26	1,192	8,924	13.4
23rd KENDALL	Beginning Open	0	156	32	106	163	0	11	85	89	124	0	141	0	136	95	511	9	1,658	8,685	19.1
	New Filed	0	29	5	579	234	0	73	0	115	268	3	77	0	0	104	1,333	52	2,872	12,064	23.8
	Reinstated	0	5	2	22	2	0	1	4	12	19	0	0	0	3	1	62	0	133	170	78.2
	Closed	0	91	14	630	265	0	68	37	63	284	3	78	0	50	83	1,499	33	3,198	12,803	25.0
	Ending Open	0	98	22	98	140	0	22	47	150	161	0	142	0	102	126	540	28	1,676	8,949	18.7
23rd CIRCUIT TOTAL	Beginning Open	0	184	32	241	237	2	20	162	140	242	0	191	0	235	177	860	18	2,741	18,934	14.5
	New Filed	0	56	5	1,173	363	0	159	0	208	456	20	153	0	0	195	2,312	100	5,200	24,958	20.8
	Reinstated	0	7	2	22	21	0	1	5	13	34	0	0	0	4	1	83	0	193	271	71.2
	Closed	0	126	14	1,268	424	1	137	70	106	459	20	172	0	84	132	2,390	63	5,466	27,402	19.9
	Ending Open	0	120	22	177	203	1	47	90	250	312	0	175	0	169	250	998	54	2,868	17,873	16.0
24th MONROE	Beginning Open	0	21	0	4	16	5	2	38	23	36	1	52	0	54	31	59	4	346	2,519	13.7
	New Filed	0	6	1	29	32	5	23	0	48	48	0	21	0	0	25	189	13	440	3,767	11.7
	Reinstated	0	0	0	0	0	0	0	0	0	1	0	0	0	0	0	4	0	5	6	83.3
	Closed	0	8	1	26	33	5	11	14	18	42	0	16	0	15	16	167	10	382	3,576	10.7
	Ending Open	0	18	0	5	17	0	13	23	52	44	1	52	0	42	38	89	7	401	2,678	15.0

\* TOTAL OF ALL CASES IN ALL CATEGORIES: CIVIL, FAMILY, CRIMINAL, CONSERVATION & TRAFFIC, JUVENILE, AND OTHER



# CIVIL CASELOAD CONTINUED

CIRCUIT / COUNTY		ARBITRATION	CHANCERY	EMINENT DOMAIN	EVICTON	FORECLOSURE	GOVERNMENTAL CORPORATION	GUARDIANSHIP	LAW > \$50,000 (L)	LAW > \$50,000 (LA)	LAW < \$50,000	MENTAL HEALTH	MISCELLANEOUS REMEDY	MUNICIPAL CORPORATION	PROBATE (P)	PROBATE (PR)	SMALL CLAIM	TAX	TOTAL CIVIL CASES	TOTAL ALL CASES*	CIVIL CASES AS % OF ALL CASES
24th PERRY	Beginning Open	0	67	2	9	22	0	15	84	13	134	5	666	0	617	31	118	87	1,870	3,132	59.7
	New Filed	0	0	0	46	27	0	16	0	14	18	6	24	0	0	38	138	32	359	2,135	16.8
	Reinstated	0	0	0	0	0	0	0	0	0	0	0	0	0	0	0	0	0	0	0	0.0
	Closed	0	3	0	46	21	0	1	5	6	17	4	26	0	8	10	155	5	307	1,817	16.9
	Ending Open	0	58	2	10	28	0	30	76	21	134	5	647	0	609	59	103	111	1,893	3,416	55.4
24th RANDOLPH	Beginning Open	0	22	1	19	20	0	10	38	29	33	15	99	1	420	49	102	25	883	2,706	32.6
	New Filed	0	5	2	83	37	0	26	0	40	54	142	42	0	0	55	221	28	735	4,130	17.8
	Reinstated	0	0	0	0	0	0	0	0	0	0	0	0	0	0	0	0	0	0	0	0.0
	Closed	0	13	1	77	36	0	10	20	19	53	135	30	0	291	46	209	18	958	3,976	24.1
	Ending Open	0	11	2	17	20	0	11	12	49	27	10	108	0	7	52	102	33	461	2,439	18.9
24th WASHINGTON	Beginning Open	0	27	0	2	21	0	3	28	7	50	1	52	0	149	32	53	27	452	2,772	16.3
	New Filed	0	5	0	24	17	0	11	0	9	29	0	7	0	0	24	105	15	246	1,299	18.9
	Reinstated	0	0	0	0	0	0	0	0	0	0	0	0	0	0	0	0	0	0	0	0.0
	Closed	0	3	0	18	18	0	1	8	1	18	0	4	0	16	14	85	6	192	1,192	16.1
	Ending Open	0	28	0	7	20	0	13	20	15	61	1	55	0	133	42	70	36	501	2,779	18.0
24th CIRCUIT TOTAL	Beginning Open	0	137	3	34	79	5	30	188	72	253	22	869	1	1,240	143	332	143	3,551	11,129	31.9
	New Filed	0	16	3	182	113	5	76	0	111	149	148	94	0	0	142	653	88	1,780	11,331	15.7
	Reinstated	0	0	0	0	0	0	0	0	0	1	0	0	0	0	0	4	0	5	6	83.3
	Closed	0	27	2	167	108	5	23	47	44	130	139	76	0	330	86	616	39	1,839	10,561	17.4
	Ending Open	0	115	4	39	85	0	67	131	137	266	17	862	0	791	191	364	187	3,256	11,312	28.8
DOWNSTATE TOTAL	Beginning Open	4,812	13,650	441	8,821	7,664	79	2,731	22,565	8,362	29,287	1,878	37,535	309	53,165	10,694	76,027	9,289	287,309	1,412,664	20.3
	New Filed	8,764	2,275	242	34,183	10,337	49	5,562	0	11,312	6,205	4,699	7,635	0	0	11,405	71,819	6,888	181,375	1,014,227	17.9
	Reinstated	407	175	8	434	205	0	22	192	263	142	0	48	0	141	39	1,624	14	3,714	15,647	23.7
	Closed	8,261	3,647	247	32,627	10,421	33	3,535	6,244	4,926	7,147	4,221	6,860	4	6,367	5,903	72,730	5,348	178,521	1,026,756	17.4
	Ending Open	5,779	12,137	432	10,556	7,663	87	4,532	16,264	15,045	28,259	2,131	34,562	279	45,427	16,135	77,239	10,623	287,150	1,926,132	14.9
COOK	Beginning Open	21	3,106	359	11,787	7,253	9	5,903	0	13,951	49,462	406	12,324	49	0	7,593	10,521	19,420	142,164	302,613	47.0
	New Filed	36	3,034	74	30,130	6,488	3	3,406	0	13,107	60,453	5,603	15,207	0	0	5,621	5,957	11,945	161,064	491,625	32.8
	Reinstated	0	40	0	298	21	0	0	0	175	432	0	72	0	0	1	228	16	1,283	4,607	27.8
	Closed	33	3,012	221	27,060	9,529	0	1,906	0	16,184	55,381	5,267	15,373	0	0	4,635	8,953	11,349	158,903	300,467	52.9
	Ending Open	24	3,168	212	15,155	4,233	12	7,403	0	11,049	54,966	742	12,230	49	0	8,580	7,753	20,032	145,608	498,378	29.2
STATE TOTAL	Beginning Open	4,833	16,756	800	20,608	14,917	88	8,634	22,565	22,313	78,749	2,284	49,859	358	53,165	18,287	86,548	28,709	429,473	1,715,277	25.0
	New Filed	8,800	5,309	316	64,313	16,825	52	8,968	0	24,419	66,658	10,302	22,842	0	0	17,026	77,776	18,833	342,439	1,505,852	22.7
	Reinstated	407	215	8	732	226	0	22	192	438	574	0	120	0	141	40	1,852	30	4,997	20,254	24.7
	Closed	8,294	6,659	468	59,687	19,950	33	5,441	6,244	21,110	62,528	9,488	22,233	4	6,367	10,538	81,683	16,697	337,424	1,327,223	25.4
	Ending Open	5,803	15,305	644	25,711	11,896	99	11,935	16,264	26,094	83,225	2,873	46,792	328	45,427	24,715	84,992	30,655	432,758	2,424,510	17.8

\* TOTAL OF ALL CASES IN ALL CATEGORIES: CIVIL, FAMILY, CRIMINAL, CONSERVATION & TRAFFIC, JUVENILE, AND OTHER

Note: Due to changes in Cook County's case management system, there are variances in the number of cases being reported as open on January 1, 2023, when compared to the number of cases reported as open on December 31, 2022. There will also be noticeable differences in the number of cases filed and closed in 2023 when compared to prior years.

# FAMILY CASELOAD STATISTICS BY COUNTY

## CIRCUIT COURTS - CALENDAR YEAR 2023

CIRCUIT / COUNTY		ADOPTION	DISSOLUTION OF MARRIAGE (D)	DISSOLUTION WITH CHILDREN	DISSOLUTION WITHOUT CHILDREN	FAMILY (F)	FAMILY (FA)	TOTAL FAMILY CASES	TOTAL ALL CASES*	FAMILY CASES AS % OF ALL CASES
1st ALEXANDER	Beginning Open	45	172	5	5	693	22	942	37,000	2.5
	New Filed	0	0	7	12	0	15	34	2,086	1.6
	Reinstated	0	0	0	0	0	0	0	0	0.0
	Closed	1	4	2	4	6	13	30	2,960	1.0
	Ending Open	44	168	9	13	687	24	945	35,569	2.7
1st JACKSON	Beginning Open	4	38	39	36	19	62	198	3,593	5.5
	New Filed	11	0	90	92	0	115	308	8,114	3.8
	Reinstated	0	2	0	0	7	6	15	25	60.0
	Closed	9	28	73	88	21	114	333	7,478	4.5
	Ending Open	6	18	53	37	12	66	192	4,074	4.7
1st JOHNSON	Beginning Open	8	14	14	9	31	7	83	8,098	1.0
	New Filed	2	0	22	18	0	12	54	2,538	2.1
	Reinstated	0	0	0	0	0	1	1	1	100.0
	Closed	3	10	18	18	6	14	69	4,234	1.6
	Ending Open	6	8	18	9	16	5	62	6,340	1.0
1st MASSAC	Beginning Open	42	144	11	20	189	29	435	5,897	7.4
	New Filed	1	0	29	35	0	25	90	4,297	2.1
	Reinstated	0	0	0	0	0	0	0	0	0.0
	Closed	2	8	14	19	8	1	52	4,499	1.2
	Ending Open	41	139	27	35	189	53	484	5,675	8.5
1st POPE	Beginning Open	0	12	4	3	23	2	44	727	6.1
	New Filed	0	0	6	10	0	5	21	488	4.3
	Reinstated	0	0	0	0	0	0	0	0	0.0
	Closed	0	0	5	7	0	3	15	667	2.2
	Ending Open	0	11	5	6	22	4	48	519	9.2
1st PULASKI	Beginning Open	8	126	3	7	231	8	383	62,250	0.6
	New Filed	1	0	4	13	0	15	33	5,150	0.6
	Reinstated	0	0	0	0	0	0	0	0	0.0
	Closed	1	8	5	11	3	11	39	5,500	0.7
	Ending Open	7	86	3	9	223	10	338	61,471	0.5

\* TOTAL OF ALL CASES IN ALL CATEGORIES: CIVIL, FAMILY, CRIMINAL, CONSERVATION & TRAFFIC, JUVENILE, AND OTHER

# FAMILY CASELOAD CONTINUED

CIRCUIT / COUNTY		ADOPTION	DISSOLUTION OF MARRIAGE (D)	DISSOLUTION WITH CHILDREN	DISSOLUTION WITHOUT CHILDREN	FAMILY (F)	FAMILY (FA)	TOTAL FAMILY CASES	TOTAL ALL CASES*	FAMILY CASES AS % OF ALL CASES
1st SALINE	Beginning Open	8	23	24	29	75	22	181	3,711	4.9
	New Filed	17	0	50	67	0	47	181	3,253	5.6
	Reinstated	0	0	0	0	0	0	0	1	0.0
	Closed	20	19	39	61	16	38	193	4,496	4.3
	Ending Open	5	14	35	35	62	30	181	2,258	8.0
1st UNION	Beginning Open	2	12	13	8	9	10	54	1,714	3.2
	New Filed	6	0	24	47	0	31	108	2,321	4.7
	Reinstated	0	0	0	0	0	0	0	0	0.0
	Closed	5	8	23	45	18	23	122	2,798	4.4
	Ending Open	3	7	14	10	3	18	55	1,166	4.7
1st WILLIAMSON	Beginning Open	8	67	76	60	23	58	292	7,695	3.8
	New Filed	112	0	133	207	0	120	572	18,502	3.1
	Reinstated	0	0	0	1	0	1	2	20	10.0
	Closed	109	70	134	185	36	103	637	19,248	3.3
	Ending Open	9	15	80	83	4	75	266	6,493	4.1
1st CIRCUIT TOTAL	Beginning Open	125	608	189	177	1,293	220	2,612	130,685	2.0
	New Filed	150	0	365	501	0	385	1,401	46,749	3.0
	Reinstated	0	2	0	1	7	8	18	47	38.3
	Closed	150	155	313	438	114	320	1,490	51,880	2.9
	Ending Open	121	466	244	237	1,218	285	2,571	123,565	2.1
2nd CRAWFORD	Beginning Open	23	107	14	15	84	16	259	3,599	7.2
	New Filed	17	0	41	55	0	26	139	1,867	7.4
	Reinstated	0	0	0	0	0	0	0	4	0.0
	Closed	20	10	25	47	3	12	117	1,867	6.3
	Ending Open	20	101	30	22	85	31	289	3,643	7.9
2nd EDWARDS	Beginning Open	3	13	7	8	12	2	45	493	9.1
	New Filed	4	0	4	12	0	8	28	675	4.1
	Reinstated	0	0	0	0	0	0	0	0	0.0
	Closed	2	8	7	12	0	2	31	679	4.6
	Ending Open	4	3	4	8	11	8	38	459	8.3

\* TOTAL OF ALL CASES IN ALL CATEGORIES: CIVIL, FAMILY, CRIMINAL, CONSERVATION & TRAFFIC, JUVENILE, AND OTHER

# FAMILY CASELOAD CONTINUED

CIRCUIT / COUNTY		ADOPTION	DISSOLUTION OF MARRIAGE (D)	DISSOLUTION WITH CHILDREN	DISSOLUTION WITHOUT CHILDREN	FAMILY (F)	FAMILY (FA)	TOTAL FAMILY CASES	TOTAL ALL CASES*	FAMILY CASES AS % OF ALL CASES
2nd FRANKLIN	Beginning Open	18	49	37	39	79	79	301	8,212	3.7
	New Filed	21	0	72	90	0	80	263	5,965	4.4
	Reinstated	0	0	0	0	0	0	0	0	0.0
	Closed	14	34	54	80	10	35	227	5,826	3.9
	Ending Open	24	17	47	40	25	73	226	7,711	2.9
2nd GALLATIN	Beginning Open	22	76	3	4	78	9	192	1,533	12.5
	New Filed	6	0	7	9	0	9	31	699	4.4
	Reinstated	0	0	0	0	0	0	0	0	0.0
	Closed	9	4	3	11	1	3	31	601	5.2
	Ending Open	17	75	7	2	78	15	194	1,608	12.1
2nd HAMILTON	Beginning Open	4	8	12	13	9	8	54	805	6.7
	New Filed	5	0	13	21	0	10	49	1,458	3.4
	Reinstated	0	0	0	0	0	0	0	1	0.0
	Closed	4	2	14	24	0	5	49	1,406	3.5
	Ending Open	3	3	12	9	5	6	38	795	4.8
2nd HARDIN	Beginning Open	1	4	6	3	4	0	18	228	7.9
	New Filed	2	0	6	11	0	3	22	300	7.3
	Reinstated	0	0	0	0	0	0	0	0	0.0
	Closed	0	3	6	12	1	2	24	346	6.9
	Ending Open	2	1	5	2	2	0	12	136	8.8
2nd JEFFERSON	Beginning Open	74	1,078	30	29	407	53	1,671	10,793	15.5
	New Filed	45	0	66	84	0	66	261	4,762	5.5
	Reinstated	1	9	2	0	3	3	18	21	85.7
	Closed	40	31	54	79	37	62	303	4,587	6.6
	Ending Open	75	1,066	37	26	255	56	1,515	11,071	13.7
2nd LAWRENCE	Beginning Open	17	64	6	17	92	16	212	2,743	7.7
	New Filed	9	0	24	38	0	23	94	1,769	5.3
	Reinstated	0	0	0	0	0	0	0	0	0.0
	Closed	3	4	15	33	1	21	77	1,817	4.2
	Ending Open	23	65	15	21	96	16	236	2,749	8.6

\* TOTAL OF ALL CASES IN ALL CATEGORIES: CIVIL, FAMILY, CRIMINAL, CONSERVATION & TRAFFIC, JUVENILE, AND OTHER

# FAMILY CASELOAD CONTINUED

CIRCUIT / COUNTY		ADOPTION	DISSOLUTION OF MARRIAGE (D)	DISSOLUTION WITH CHILDREN	DISSOLUTION WITHOUT CHILDREN	FAMILY (F)	FAMILY (FA)	TOTAL FAMILY CASES	TOTAL ALL CASES*	FAMILY CASES AS % OF ALL CASES
2nd RICHLAND	Beginning Open	6	19	14	11	22	14	86	1,431	6.0
	New Filed	25	0	23	36	0	25	109	2,087	5.2
	Reinstated	0	0	0	0	0	0	0	0	0.0
	Closed	27	9	12	29	8	14	99	1,988	5.0
	Ending Open	3	14	26	18	21	25	107	1,504	7.1
2nd WABASH	Beginning Open	19	78	11	5	135	8	256	2,712	9.4
	New Filed	5	0	22	21	0	11	59	1,319	4.5
	Reinstated	0	0	0	0	0	0	0	0	0.0
	Closed	4	4	20	16	5	3	52	1,168	4.5
	Ending Open	20	76	13	10	133	16	268	2,862	9.4
2nd WAYNE	Beginning Open	17	24	10	9	15	9	84	4,924	1.7
	New Filed	3	0	29	37	0	28	97	1,954	5.0
	Reinstated	0	0	0	0	0	0	0	0	0.0
	Closed	4	18	19	29	6	18	94	2,020	4.7
	Ending Open	8	11	18	15	7	19	78	4,791	1.6
2nd WHITE	Beginning Open	11	42	12	15	66	11	157	6,551	2.4
	New Filed	10	0	27	24	0	16	77	2,283	3.4
	Reinstated	0	0	0	0	0	0	0	0	0.0
	Closed	7	10	25	20	2	11	75	2,181	3.4
	Ending Open	14	22	14	19	64	16	149	4,881	3.1
2nd CIRCUIT TOTAL	Beginning Open	215	1,562	162	168	1,003	225	3,335	44,024	7.6
	New Filed	152	0	334	438	0	305	1,229	25,138	4.9
	Reinstated	1	9	2	0	3	3	18	26	69.2
	Closed	134	137	254	392	74	188	1,179	24,486	4.8
	Ending Open	213	1,454	228	192	782	281	3,150	42,210	7.5
3rd BOND	Beginning Open	14	256	14	14	370	13	681	10,766	6.3
	New Filed	8	0	19	37	0	19	83	1,239	6.7
	Reinstated	0	0	0	0	0	0	0	0	0.0
	Closed	6	64	24	36	46	18	194	1,200	16.2
	Ending Open	9	184	8	14	323	10	548	10,216	5.4

\* TOTAL OF ALL CASES IN ALL CATEGORIES: CIVIL, FAMILY, CRIMINAL, CONSERVATION & TRAFFIC, JUVENILE, AND OTHER

# FAMILY CASELOAD CONTINUED

CIRCUIT / COUNTY		ADOPTION	DISSOLUTION OF MARRIAGE (D)	DISSOLUTION WITH CHILDREN	DISSOLUTION WITHOUT CHILDREN	FAMILY (F)	FAMILY (FA)	TOTAL FAMILY CASES	TOTAL ALL CASES*	FAMILY CASES AS % OF ALL CASES
3rd MADISON	Beginning Open	85	109	158	165	88	266	871	59,374	1.5
	New Filed	131	0	401	491	0	503	1,526	45,207	3.4
	Reinstated	0	4	3	8	5	20	40	229	17.5
	Closed	185	90	367	477	60	500	1,679	51,845	3.2
	Ending Open	31	28	194	180	35	283	751	53,169	1.4
3rd CIRCUIT TOTAL	Beginning Open	99	365	172	179	458	279	1,552	70,140	2.2
	New Filed	139	0	420	528	0	522	1,609	46,446	3.5
	Reinstated	0	4	3	8	5	20	40	229	17.5
	Closed	191	154	391	513	106	518	1,873	53,045	3.5
	Ending Open	40	212	202	194	358	293	1,299	63,385	2.0
4th CHRISTIAN	Beginning Open	5	37	28	38	375	35	518	4,438	11.7
	New Filed	35	0	67	58	0	58	218	3,559	6.1
	Reinstated	0	0	0	0	0	0	0	4	0.0
	Closed	28	31	54	41	16	36	206	4,028	5.1
	Ending Open	12	19	40	55	380	58	564	3,982	14.2
4th CLAY	Beginning Open	4	40	12	14	40	22	132	961	13.7
	New Filed	8	0	24	26	0	24	82	1,469	5.6
	Reinstated	0	0	0	0	0	0	0	0	0.0
	Closed	6	13	14	24	10	18	85	1,373	6.2
	Ending Open	4	25	22	15	28	15	109	924	11.8
4th CLINTON	Beginning Open	10	191	19	19	167	28	434	3,428	12.7
	New Filed	9	0	42	43	0	34	128	2,851	4.5
	Reinstated	0	0	0	0	0	0	0	0	0.0
	Closed	1	14	20	19	2	5	61	2,653	2.3
	Ending Open	18	183	41	43	167	57	509	3,641	14.0
4th EFFINGHAM	Beginning Open	7	27	26	23	12	24	119	9,578	1.2
	New Filed	22	0	47	50	0	39	158	5,159	3.1
	Reinstated	0	0	0	1	0	2	3	14	21.4
	Closed	19	22	38	50	14	34	177	5,135	3.4
	Ending Open	10	6	34	24	7	32	113	9,511	1.2

\* TOTAL OF ALL CASES IN ALL CATEGORIES: CIVIL, FAMILY, CRIMINAL, CONSERVATION & TRAFFIC, JUVENILE, AND OTHER

# FAMILY CASELOAD CONTINUED

CIRCUIT / COUNTY		ADOPTION	DISSOLUTION OF MARRIAGE (D)	DISSOLUTION WITH CHILDREN	DISSOLUTION WITHOUT CHILDREN	FAMILY (F)	FAMILY (FA)	TOTAL FAMILY CASES	TOTAL ALL CASES*	FAMILY CASES AS % OF ALL CASES
4th FAYETTE	Beginning Open	10	76	25	12	33	14	170	5,166	3.3
	New Filed	24	0	42	36	0	37	139	4,226	3.3
	Reinstated	0	0	0	0	0	0	0	1	0.0
	Closed	26	13	32	28	24	19	142	4,556	3.1
	Ending Open	8	73	35	20	5	30	171	4,620	3.7
4th JASPER	Beginning Open	6	27	4	5	29	4	75	1,075	7.0
	New Filed	3	0	13	8	0	2	26	1,022	2.5
	Reinstated	0	0	0	0	0	0	0	1	0.0
	Closed	1	6	10	6	1	1	25	969	2.6
	Ending Open	8	23	8	7	28	5	79	1,124	7.0
4th MARION	Beginning Open	14	27	41	30	25	42	179	4,369	4.1
	New Filed	27	0	80	89	0	110	306	6,195	4.9
	Reinstated	0	0	0	1	0	0	1	24	4.2
	Closed	25	34	56	59	37	94	305	6,130	5.0
	Ending Open	16	9	68	61	7	55	216	3,950	5.5
4th MONTGOMERY	Beginning Open	20	51	26	28	27	31	183	7,723	2.4
	New Filed	17	0	47	62	0	53	179	5,698	3.1
	Reinstated	0	0	0	0	0	0	0	12	0.0
	Closed	29	51	48	62	9	39	238	6,323	3.8
	Ending Open	5	5	24	27	26	43	130	7,022	1.9
4th SHELBY	Beginning Open	2	9	14	10	3	12	50	1,403	3.6
	New Filed	6	0	33	35	0	33	107	1,609	6.7
	Reinstated	0	0	0	0	0	1	1	1	100.0
	Closed	6	10	23	24	9	17	89	1,612	5.5
	Ending Open	2	3	25	21	2	22	75	1,390	5.4
4th CIRCUIT TOTAL	Beginning Open	78	485	195	179	711	212	1,860	38,141	4.9
	New Filed	151	0	395	407	0	390	1,343	31,788	4.2
	Reinstated	0	0	0	2	0	3	5	57	8.8
	Closed	141	194	295	313	122	263	1,328	32,779	4.1
	Ending Open	83	346	297	273	650	317	1,966	36,164	5.4

\* TOTAL OF ALL CASES IN ALL CATEGORIES: CIVIL, FAMILY, CRIMINAL, CONSERVATION & TRAFFIC, JUVENILE, AND OTHER

# FAMILY CASELOAD CONTINUED

CIRCUIT / COUNTY		ADOPTION	DISSOLUTION OF MARRIAGE (D)	DISSOLUTION WITH CHILDREN	DISSOLUTION WITHOUT CHILDREN	FAMILY (F)	FAMILY (FA)	TOTAL FAMILY CASES	TOTAL ALL CASES*	FAMILY CASES AS % OF ALL CASES
5th CLARK	Beginning Open	12	56	11	11	61	16	167	3,735	4.5
	New Filed	2	0	21	31	0	25	79	2,010	3.9
	Reinstated	0	0	0	0	0	0	0	5	0.0
	Closed	0	5	6	10	3	0	24	1,888	1.3
	Ending Open	14	54	26	32	64	40	230	3,688	6.2
5th COLES	Beginning Open	251	750	50	43	1,394	132	2,620	23,267	11.3
	New Filed	86	0	79	109	0	131	405	7,546	5.4
	Reinstated	0	0	0	0	0	0	0	0	0.0
	Closed	55	24	44	78	5	3	209	6,226	3.4
	Ending Open	282	245	86	73	1,396	260	2,342	20,417	11.5
5th CUMBERLAND	Beginning Open	39	172	13	10	174	8	416	4,972	8.4
	New Filed	4	0	15	21	0	15	55	1,640	3.4
	Reinstated	0	0	0	0	0	0	0	0	0.0
	Closed	1	3	12	19	2	5	42	1,430	2.9
	Ending Open	40	164	13	10	172	17	416	4,976	8.4
5th EDGAR	Beginning Open	21	40	10	16	52	32	171	4,370	3.9
	New Filed	2	0	28	40	0	28	98	2,589	3.8
	Reinstated	0	0	0	0	0	0	0	0	0.0
	Closed	2	8	12	31	3	3	59	2,327	2.5
	Ending Open	20	40	23	23	58	57	221	4,382	5.0
5th VERMILION	Beginning Open	101	178	71	62	354	92	858	22,098	3.9
	New Filed	29	0	120	147	0	218	514	12,126	4.2
	Reinstated	0	0	0	0	0	0	0	103	0.0
	Closed	14	35	90	115	18	37	309	10,383	3.0
	Ending Open	109	151	102	94	249	271	976	23,329	4.2
5th CIRCUIT TOTAL	Beginning Open	424	1,196	155	142	2,035	280	4,232	58,442	7.2
	New Filed	123	0	263	348	0	417	1,151	25,911	4.4
	Reinstated	0	0	0	0	0	0	0	108	0.0
	Closed	72	75	164	253	31	48	643	22,254	2.9
	Ending Open	465	654	250	232	1,939	645	4,185	56,792	7.4

\* TOTAL OF ALL CASES IN ALL CATEGORIES: CIVIL, FAMILY, CRIMINAL, CONSERVATION & TRAFFIC, JUVENILE, AND OTHER



# FAMILY CASELOAD CONTINUED

CIRCUIT / COUNTY		ADOPTION	DISSOLUTION OF MARRIAGE (D)	DISSOLUTION WITH CHILDREN	DISSOLUTION WITHOUT CHILDREN	FAMILY (F)	FAMILY (FA)	TOTAL FAMILY CASES	TOTAL ALL CASES*	FAMILY CASES AS % OF ALL CASES
6th CHAMPAIGN	Beginning Open	183	1,951	159	145	5,726	320	8,484	192,006	4.4
	New Filed	68	0	235	252	0	377	932	25,380	3.7
	Reinstated	0	0	1	0	0	0	1	256	0.4
	Closed	41	78	127	204	46	109	605	24,977	2.4
	Ending Open	198	1,881	268	239	5,682	592	8,860	194,528	4.6
6th DEWITT	Beginning Open	14	31	18	17	36	16	132	2,884	4.6
	New Filed	1	0	35	32	0	16	84	2,113	4.0
	Reinstated	0	0	0	0	0	0	0	0	0.0
	Closed	1	6	12	11	5	0	35	1,800	1.9
	Ending Open	14	29	42	37	42	32	196	3,160	6.2
6th DOUGLAS	Beginning Open	8	21	21	12	23	18	103	2,981	3.5
	New Filed	2	0	31	19	0	13	65	2,527	2.6
	Reinstated	0	0	0	0	0	0	0	1	0.0
	Closed	2	8	20	11	2	3	46	2,234	2.1
	Ending Open	8	11	29	18	19	28	113	3,231	3.5
6th MACON	Beginning Open	58	400	107	106	1,229	274	2,174	16,151	13.5
	New Filed	66	0	160	267	0	301	794	17,760	4.5
	Reinstated	0	0	0	0	0	0	0	1	0.0
	Closed	66	71	92	163	80	141	613	16,568	3.7
	Ending Open	47	361	181	201	456	378	1,624	14,963	10.9
6th MOULTRIE	Beginning Open	1	11	15	12	12	5	56	938	6.0
	New Filed	5	0	22	26	0	22	75	1,160	6.5
	Reinstated	0	0	0	0	0	0	0	5	0.0
	Closed	3	6	20	20	8	14	71	1,161	6.1
	Ending Open	3	4	15	10	4	11	47	839	5.6
6th PIATT	Beginning Open	10	241	17	5	228	20	521	2,995	17.4
	New Filed	5	0	17	16	0	12	50	1,314	3.8
	Reinstated	0	0	0	0	0	0	0	0	0.0
	Closed	1	5	15	17	0	4	42	1,244	3.4
	Ending Open	14	359	19	4	228	28	652	3,182	20.5

\* TOTAL OF ALL CASES IN ALL CATEGORIES: CIVIL, FAMILY, CRIMINAL, CONSERVATION & TRAFFIC, JUVENILE, AND OTHER

# FAMILY CASELOAD CONTINUED

CIRCUIT / COUNTY		ADOPTION	DISSOLUTION OF MARRIAGE (D)	DISSOLUTION WITH CHILDREN	DISSOLUTION WITHOUT CHILDREN	FAMILY (F)	FAMILY (FA)	TOTAL FAMILY CASES	TOTAL ALL CASES*	FAMILY CASES AS % OF ALL CASES
6th CIRCUIT TOTAL	Beginning Open	274	2,655	337	297	7,254	653	11,470	217,955	5.3
	New Filed	147	0	500	612	0	741	2,000	50,254	4.0
	Reinstated	0	0	1	0	0	0	1	263	0.4
	Closed	114	174	286	426	141	271	1,412	47,984	2.9
	Ending Open	284	2,645	554	509	6,431	1,069	11,492	219,903	5.2
7th GREENE	Beginning Open	0	6	6	8	3	13	36	814	4.4
	New Filed	2	0	27	25	0	21	75	1,316	5.7
	Reinstated	0	1	0	1	0	0	2	5	40.0
	Closed	1	13	25	26	9	19	93	1,493	6.2
	Ending Open	1	3	9	6	2	13	34	640	5.3
7th JERSEY	Beginning Open	13	35	14	10	44	25	141	3,920	3.6
	New Filed	19	0	27	40	0	31	117	2,735	4.3
	Reinstated	0	0	0	0	0	0	0	0	0.0
	Closed	8	128	21	36	0	2	195	2,890	6.7
	Ending Open	24	55	18	12	44	54	207	4,053	5.1
7th MACOUPIN	Beginning Open	22	29	24	21	405	45	546	10,394	5.3
	New Filed	27	0	62	65	0	63	217	5,364	4.0
	Reinstated	0	0	0	0	0	0	0	5	0.0
	Closed	17	23	53	61	15	19	188	5,372	3.5
	Ending Open	32	15	38	24	398	92	599	10,190	5.9
7th MORGAN	Beginning Open	3	28	32	31	14	32	140	1,957	7.2
	New Filed	7	0	62	69	0	54	192	3,841	5.0
	Reinstated	0	0	0	0	0	0	0	1	0.0
	Closed	2	28	62	61	13	34	200	3,546	5.6
	Ending Open	8	7	36	39	20	51	161	2,241	7.2
7th SANGAMON	Beginning Open	146	1,493	182	169	2,755	285	5,030	75,932	6.6
	New Filed	118	0	342	378	0	542	1,380	37,739	3.7
	Reinstated	0	0	0	0	0	0	0	1	0.0
	Closed	100	312	265	286	325	212	1,500	34,438	4.4
	Ending Open	160	1,394	282	264	2,623	644	5,367	80,479	6.7

\* TOTAL OF ALL CASES IN ALL CATEGORIES: CIVIL, FAMILY, CRIMINAL, CONSERVATION & TRAFFIC, JUVENILE, AND OTHER

# FAMILY CASELOAD CONTINUED

CIRCUIT / COUNTY		ADOPTION	DISSOLUTION OF MARRIAGE (D)	DISSOLUTION WITH CHILDREN	DISSOLUTION WITHOUT CHILDREN	FAMILY (F)	FAMILY (FA)	TOTAL FAMILY CASES	TOTAL ALL CASES*	FAMILY CASES AS % OF ALL CASES
7th SCOTT	Beginning Open	9	68	8	2	84	5	176	1,596	11.0
	New Filed	1	0	6	11	0	6	24	1,156	2.1
	Reinstated	0	0	0	0	0	0	0	0	0.0
	Closed	0	2	6	9	0	0	17	1,107	1.5
	Ending Open	10	70	7	4	84	11	186	1,633	11.4
7th CIRCUIT TOTAL	Beginning Open	193	1,659	266	241	3,305	405	6,069	94,613	6.4
	New Filed	174	0	526	588	0	717	2,005	52,151	3.8
	Reinstated	0	1	0	1	0	0	2	12	16.7
	Closed	128	506	432	479	362	286	2,193	48,846	4.5
	Ending Open	235	1,544	390	349	3,171	865	6,554	99,236	6.6
8th ADAMS	Beginning Open	10	17	50	49	14	84	224	6,001	3.7
	New Filed	47	0	115	111	0	115	388	9,926	3.9
	Reinstated	0	0	0	0	0	0	0	2	0.0
	Closed	37	18	89	101	8	78	331	9,762	3.4
	Ending Open	11	5	82	59	6	100	263	6,004	4.4
8th BROWN	Beginning Open	14	25	2	1	37	7	86	817	10.5
	New Filed	4	0	6	13	0	8	31	874	3.5
	Reinstated	0	0	0	0	0	0	0	0	0.0
	Closed	0	3	5	9	2	3	22	885	2.5
	Ending Open	17	22	3	5	36	12	95	795	11.9
8th CALHOUN	Beginning Open	0	6	0	1	9	1	17	491	3.5
	New Filed	2	0	3	4	0	3	12	365	3.3
	Reinstated	0	0	0	0	0	0	0	0	0.0
	Closed	0	3	3	1	3	0	10	407	2.5
	Ending Open	2	3	0	4	6	4	19	422	4.5
8th CASS	Beginning Open	0	16	11	6	12	15	60	1,666	3.6
	New Filed	6	0	27	31	0	30	94	1,748	5.4
	Reinstated	0	0	0	0	0	0	0	6	0.0
	Closed	5	15	20	20	5	16	81	1,763	4.6
	Ending Open	1	10	16	16	11	22	76	1,622	4.7

\* TOTAL OF ALL CASES IN ALL CATEGORIES: CIVIL, FAMILY, CRIMINAL, CONSERVATION & TRAFFIC, JUVENILE, AND OTHER

# FAMILY CASELOAD CONTINUED

CIRCUIT / COUNTY		ADOPTION	DISSOLUTION OF MARRIAGE (D)	DISSOLUTION WITH CHILDREN	DISSOLUTION WITHOUT CHILDREN	FAMILY (F)	FAMILY (FA)	TOTAL FAMILY CASES	TOTAL ALL CASES*	FAMILY CASES AS % OF ALL CASES
8th MASON	Beginning Open	28	51	8	12	226	7	332	3,872	8.6
	New Filed	2	0	14	18	0	19	53	1,966	2.7
	Reinstated	0	0	0	0	0	0	0	0	0.0
	Closed	0	2	11	16	0	5	34	1,791	1.9
	Ending Open	30	52	12	13	229	21	357	3,912	9.1
8th MENARD	Beginning Open	4	10	10	11	13	7	55	855	6.4
	New Filed	5	0	22	16	0	23	66	1,272	5.2
	Reinstated	0	0	0	0	0	0	0	1	0.0
	Closed	4	7	10	12	3	10	46	909	5.1
	Ending Open	5	7	20	14	12	21	79	1,214	6.5
8th PIKE	Beginning Open	2	91	22	12	66	14	207	5,989	3.5
	New Filed	6	0	22	26	0	28	82	2,072	4.0
	Reinstated	0	0	0	0	0	0	0	3	0.0
	Closed	4	12	25	28	5	13	87	2,108	4.1
	Ending Open	4	86	24	10	64	29	217	5,506	3.9
8th SCHUYLER	Beginning Open	5	12	7	6	14	3	47	1,412	3.3
	New Filed	1	0	11	10	0	7	29	971	3.0
	Reinstated	0	0	0	0	0	0	0	7	0.0
	Closed	3	5	11	7	0	2	28	861	3.3
	Ending Open	3	10	8	9	14	8	52	1,523	3.4
8th CIRCUIT TOTAL	Beginning Open	63	228	110	98	391	138	1,028	21,103	4.9
	New Filed	73	0	220	229	0	233	755	19,194	3.9
	Reinstated	0	0	0	0	0	0	0	19	0.0
	Closed	53	65	174	194	26	127	639	18,486	3.5
	Ending Open	73	195	165	130	378	217	1,158	20,998	5.5
9th FULTON	Beginning Open	12	72	16	20	52	18	190	4,992	3.8
	New Filed	8	0	68	67	0	43	186	3,893	4.8
	Reinstated	0	0	0	0	0	0	0	0	0.0
	Closed	8	19	46	56	6	35	170	4,042	4.2
	Ending Open	3	66	38	29	69	26	231	4,839	4.8

\* TOTAL OF ALL CASES IN ALL CATEGORIES: CIVIL, FAMILY, CRIMINAL, CONSERVATION & TRAFFIC, JUVENILE, AND OTHER

# FAMILY CASELOAD CONTINUED

CIRCUIT / COUNTY		ADOPTION	DISSOLUTION OF MARRIAGE (D)	DISSOLUTION WITH CHILDREN	DISSOLUTION WITHOUT CHILDREN	FAMILY (F)	FAMILY (FA)	TOTAL FAMILY CASES	TOTAL ALL CASES*	FAMILY CASES AS % OF ALL CASES
9th HANCOCK	Beginning Open	23	66	12	10	80	33	224	3,462	6.5
	New Filed	7	0	29	38	0	39	113	1,811	6.2
	Reinstated	0	0	0	0	0	0	0	2	0.0
	Closed	3	7	13	17	2	2	44	1,349	3.3
	Ending Open	24	58	28	25	82	72	289	4,512	6.4
9th HENDERSON	Beginning Open	3	4	1	2	15	5	30	1,666	1.8
	New Filed	0	0	4	10	0	9	23	1,527	1.5
	Reinstated	0	0	0	0	0	0	0	0	0.0
	Closed	0	2	4	6	0	5	17	1,628	1.0
	Ending Open	3	4	1	5	17	8	38	1,694	2.2
9th KNOX	Beginning Open	12	224	36	34	43	42	391	13,813	2.8
	New Filed	19	0	70	67	0	108	264	7,373	3.6
	Reinstated	0	0	0	0	0	0	0	0	0.0
	Closed	9	10	46	54	18	79	216	6,312	3.4
	Ending Open	22	198	60	47	23	62	412	14,765	2.8
9th MCDONOUGH	Beginning Open	10	57	25	12	267	37	408	4,536	9.0
	New Filed	14	0	25	46	0	44	129	3,510	3.7
	Reinstated	0	0	0	0	0	0	0	1	0.0
	Closed	12	7	18	40	4	28	109	3,167	3.4
	Ending Open	17	57	34	18	277	53	456	5,073	9.0
9th WARREN	Beginning Open	3	18	15	9	11	16	72	2,258	3.2
	New Filed	5	0	33	33	0	24	95	2,271	4.2
	Reinstated	0	0	0	0	0	0	0	3	0.0
	Closed	3	4	20	20	2	5	54	2,138	2.5
	Ending Open	5	17	25	18	13	35	113	2,607	4.3
9th CIRCUIT TOTAL	Beginning Open	63	441	105	87	468	151	1,315	30,727	4.3
	New Filed	53	0	229	261	0	267	810	20,385	4.0
	Reinstated	0	0	0	0	0	0	0	6	0.0
	Closed	35	49	147	193	32	154	610	18,636	3.3
	Ending Open	74	400	186	142	481	256	1,539	33,490	4.6

\* TOTAL OF ALL CASES IN ALL CATEGORIES: CIVIL, FAMILY, CRIMINAL, CONSERVATION & TRAFFIC, JUVENILE, AND OTHER

# FAMILY CASELOAD CONTINUED

CIRCUIT / COUNTY		ADOPTION	DISSOLUTION OF MARRIAGE (D)	DISSOLUTION WITH CHILDREN	DISSOLUTION WITHOUT CHILDREN	FAMILY (F)	FAMILY (FA)	TOTAL FAMILY CASES	TOTAL ALL CASES*	FAMILY CASES AS % OF ALL CASES
10th MARSHALL	Beginning Open	0	7	11	6	6	10	40	997	4.0
	New Filed	2	0	16	22	0	18	58	1,087	5.3
	Reinstated	0	0	0	0	0	0	0	2	0.0
	Closed	2	8	20	17	7	18	72	1,205	6.0
	Ending Open	0	0	7	11	0	10	28	855	3.3
10th PEORIA	Beginning Open	82	210	112	148	1,499	278	2,329	36,868	6.3
	New Filed	168	0	242	347	0	473	1,230	26,314	4.7
	Reinstated	0	0	0	0	0	0	0	16	0.0
	Closed	207	80	196	279	167	312	1,241	23,600	5.3
	Ending Open	43	130	157	216	1,332	439	2,317	39,617	5.8
10th PUTNAM	Beginning Open	3	18	7	6	24	5	63	733	8.6
	New Filed	3	0	9	8	0	3	23	759	3.0
	Reinstated	0	0	0	0	0	0	0	1	0.0
	Closed	1	2	5	7	0	4	19	716	2.7
	Ending Open	5	18	12	7	24	4	70	764	9.2
10th STARK	Beginning Open	2	7	4	1	5	7	26	555	4.7
	New Filed	2	0	5	3	0	6	16	689	2.3
	Reinstated	0	0	0	0	0	0	0	0	0.0
	Closed	2	6	6	2	5	4	25	714	3.5
	Ending Open	2	1	2	2	0	6	13	493	2.6
10th TAZEWELL	Beginning Open	88	499	94	91	406	69	1,247	14,709	8.5
	New Filed	14	0	152	169	0	63	398	11,338	3.5
	Reinstated	0	0	0	0	0	0	0	94	0.0
	Closed	16	22	122	154	8	48	370	13,404	2.8
	Ending Open	73	460	133	136	396	90	1,288	12,024	10.7
10th CIRCUIT TOTAL	Beginning Open	175	741	228	252	1,940	369	3,705	53,862	6.9
	New Filed	189	0	424	549	0	563	1,725	40,187	4.3
	Reinstated	0	0	0	0	0	0	0	113	0.0
	Closed	228	118	349	459	187	386	1,727	39,639	4.4
	Ending Open	123	609	311	372	1,752	549	3,716	53,753	6.9

\* TOTAL OF ALL CASES IN ALL CATEGORIES: CIVIL, FAMILY, CRIMINAL, CONSERVATION & TRAFFIC, JUVENILE, AND OTHER

# FAMILY CASELOAD CONTINUED

CIRCUIT / COUNTY		ADOPTION	DISSOLUTION OF MARRIAGE (D)	DISSOLUTION WITH CHILDREN	DISSOLUTION WITHOUT CHILDREN	FAMILY (F)	FAMILY (FA)	TOTAL FAMILY CASES	TOTAL ALL CASES*	FAMILY CASES AS % OF ALL CASES
11th FORD	Beginning Open	4	15	13	7	15	9	63	1,419	4.4
	New Filed	4	0	29	14	0	25	72	1,328	5.4
	Reinstated	0	0	0	0	0	0	0	0	0.0
	Closed	5	2	16	16	8	2	49	1,262	3.9
	Ending Open	2	12	27	5	8	32	86	1,294	6.6
11th LIVINGSTON	Beginning Open	4	31	28	26	14	29	132	6,819	1.9
	New Filed	19	0	47	52	0	53	171	5,629	3.0
	Reinstated	0	0	0	0	0	0	0	2	0.0
	Closed	13	22	26	51	11	31	154	5,198	3.0
	Ending Open	10	8	49	27	6	49	149	7,051	2.1
11th LOGAN	Beginning Open	14	87	18	15	86	23	243	6,778	3.6
	New Filed	20	0	42	51	0	37	150	4,508	3.3
	Reinstated	0	0	0	0	0	0	0	1	0.0
	Closed	8	15	20	27	4	9	83	4,545	1.8
	Ending Open	25	77	38	34	91	52	317	6,485	4.9
11th MCLEAN	Beginning Open	30	55	118	57	50	115	425	13,464	3.2
	New Filed	55	0	181	247	0	263	746	26,694	2.8
	Reinstated	0	0	5	2	29	33	69	562	12.3
	Closed	64	28	161	199	41	190	683	26,855	2.5
	Ending Open	20	23	114	87	33	176	453	13,368	3.4
11th WOODFORD	Beginning Open	30	1,123	25	14	44	28	1,264	6,106	20.7
	New Filed	2	0	52	40	0	37	131	4,515	2.9
	Reinstated	0	0	0	0	0	0	0	13	0.0
	Closed	3	29	33	36	9	21	131	4,339	3.0
	Ending Open	23	1,110	44	18	44	43	1,282	6,063	21.1
11th CIRCUIT TOTAL	Beginning Open	82	1,311	202	119	209	204	2,127	34,586	6.1
	New Filed	100	0	351	404	0	415	1,270	42,674	3.0
	Reinstated	0	0	5	2	29	33	69	578	11.9
	Closed	93	96	256	329	73	253	1,100	42,199	2.6
	Ending Open	80	1,230	272	171	182	352	2,287	34,261	6.7

\* TOTAL OF ALL CASES IN ALL CATEGORIES: CIVIL, FAMILY, CRIMINAL, CONSERVATION & TRAFFIC, JUVENILE, AND OTHER

# FAMILY CASELOAD CONTINUED

CIRCUIT / COUNTY		ADOPTION	DISSOLUTION OF MARRIAGE (D)	DISSOLUTION WITH CHILDREN	DISSOLUTION WITHOUT CHILDREN	FAMILY (F)	FAMILY (FA)	TOTAL FAMILY CASES	TOTAL ALL CASES*	FAMILY CASES AS % OF ALL CASES
12th WILL	Beginning Open	64	461	597	404	114	347	1,987	79,623	2.5
	New Filed	143	0	1,015	943	0	962	3,063	89,750	3.4
	Reinstated	1	4	27	34	1	12	79	2,704	2.9
	Closed	151	351	796	863	83	822	3,066	96,685	3.2
	Ending Open	57	114	846	519	32	501	2,069	75,497	2.7
12th CIRCUIT TOTAL	Beginning Open	64	461	597	404	114	347	1,987	79,623	2.5
	New Filed	143	0	1,015	943	0	962	3,063	89,750	3.4
	Reinstated	1	4	27	34	1	12	79	2,704	2.9
	Closed	151	351	796	863	83	822	3,066	96,685	3.2
	Ending Open	57	114	846	519	32	501	2,069	75,497	2.7
13th BUREAU	Beginning Open	15	57	27	17	57	37	210	4,556	4.6
	New Filed	9	0	63	51	0	56	179	3,203	5.6
	Reinstated	0	0	0	0	0	0	0	0	0.0
	Closed	2	5	45	39	0	28	119	2,875	4.1
	Ending Open	22	51	45	28	57	63	266	4,752	5.6
13th GRUNDY	Beginning Open	10	95	67	40	29	31	272	4,113	6.6
	New Filed	10	0	80	70	0	70	230	6,628	3.5
	Reinstated	0	0	0	0	1	2	3	55	5.5
	Closed	13	89	62	52	22	63	301	7,394	4.1
	Ending Open	5	18	88	57	8	36	212	3,301	6.4
13th LASALLE	Beginning Open	15	89	86	89	32	109	420	10,409	4.0
	New Filed	24	0	167	179	0	228	598	16,622	3.6
	Reinstated	0	2	1	1	4	2	10	428	2.3
	Closed	29	68	123	165	24	196	605	17,823	3.4
	Ending Open	11	22	133	104	10	141	421	9,533	4.4
13th CIRCUIT TOTAL	Beginning Open	40	241	180	146	118	177	902	19,078	4.7
	New Filed	43	0	310	300	0	354	1,007	26,453	3.8
	Reinstated	0	2	1	1	5	4	13	483	2.7
	Closed	44	162	230	256	46	287	1,025	28,092	3.6
	Ending Open	38	91	266	189	75	240	899	17,586	5.1

\* TOTAL OF ALL CASES IN ALL CATEGORIES: CIVIL, FAMILY, CRIMINAL, CONSERVATION & TRAFFIC, JUVENILE, AND OTHER



# FAMILY CASELOAD CONTINUED

CIRCUIT / COUNTY		ADOPTION	DISSOLUTION OF MARRIAGE (D)	DISSOLUTION WITH CHILDREN	DISSOLUTION WITHOUT CHILDREN	FAMILY (F)	FAMILY (FA)	TOTAL FAMILY CASES	TOTAL ALL CASES*	FAMILY CASES AS % OF ALL CASES
14th HENRY	Beginning Open	16	167	47	39	210	50	529	10,197	5.2
	New Filed	19	0	66	68	0	65	218	5,486	4.0
	Reinstated	0	0	0	0	0	0	0	0	0.0
	Closed	16	22	39	53	43	32	205	5,792	3.5
	Ending Open	19	124	73	51	167	66	500	9,605	5.2
14th MERCER	Beginning Open	14	27	17	10	41	22	131	1,372	9.5
	New Filed	7	0	28	28	0	20	83	1,417	5.9
	Reinstated	0	0	0	0	0	0	0	0	0.0
	Closed	6	6	24	25	2	10	73	1,262	5.8
	Ending Open	13	14	21	11	41	30	130	1,478	8.8
14th ROCK ISLAND	Beginning Open	36	211	106	93	531	127	1,104	36,189	3.1
	New Filed	43	0	192	251	0	296	782	20,101	3.9
	Reinstated	0	0	0	0	0	0	0	18	0.0
	Closed	45	60	163	208	92	147	715	21,313	3.4
	Ending Open	34	158	136	133	466	252	1,179	34,253	3.4
14th WHITESIDE	Beginning Open	9	56	41	23	30	48	207	9,218	2.2
	New Filed	17	0	88	104	0	114	323	9,561	3.4
	Reinstated	0	0	0	0	0	0	0	2	0.0
	Closed	11	34	75	80	14	102	316	9,811	3.2
	Ending Open	14	26	55	46	17	59	217	8,872	2.4
14th CIRCUIT TOTAL	Beginning Open	75	461	211	165	812	247	1,971	56,976	3.5
	New Filed	86	0	374	451	0	495	1,406	36,565	3.8
	Reinstated	0	0	0	0	0	0	0	20	0.0
	Closed	78	122	301	366	151	291	1,309	38,178	3.4
	Ending Open	80	322	285	241	691	407	2,026	54,208	3.7
15th CARROLL	Beginning Open	20	39	16	9	114	17	215	2,231	9.6
	New Filed	8	0	26	21	0	17	72	1,439	5.0
	Reinstated	0	0	0	0	0	0	0	0	0.0
	Closed	6	4	22	20	7	3	62	1,414	4.4
	Ending Open	22	28	20	10	110	31	221	2,163	10.2

\* TOTAL OF ALL CASES IN ALL CATEGORIES: CIVIL, FAMILY, CRIMINAL, CONSERVATION & TRAFFIC, JUVENILE, AND OTHER

# FAMILY CASELOAD CONTINUED

CIRCUIT / COUNTY		ADOPTION	DISSOLUTION OF MARRIAGE (D)	DISSOLUTION WITH CHILDREN	DISSOLUTION WITHOUT CHILDREN	FAMILY (F)	FAMILY (FA)	TOTAL FAMILY CASES	TOTAL ALL CASES*	FAMILY CASES AS % OF ALL CASES
15th JO DAVIESS	Beginning Open	5	9	14	11	3	7	49	2,131	2.3
	New Filed	8	0	43	20	0	12	83	2,615	3.2
	Reinstated	0	0	0	0	0	0	0	0	0.0
	Closed	10	14	35	21	6	13	99	2,807	3.5
	Ending Open	3	0	21	10	1	6	41	2,164	1.9
15th LEE	Beginning Open	9	190	28	37	216	50	530	5,425	9.8
	New Filed	7	0	50	45	0	63	165	5,016	3.3
	Reinstated	0	0	0	1	0	0	1	7	14.3
	Closed	6	7	37	54	10	46	160	4,752	3.4
	Ending Open	10	36	25	9	111	63	254	5,361	4.7
15th OGLE	Beginning Open	7	43	43	28	12	25	158	10,022	1.6
	New Filed	9	0	86	73	0	75	243	6,837	3.6
	Reinstated	0	0	0	1	0	0	1	2	50.0
	Closed	8	41	76	69	19	62	275	7,166	3.8
	Ending Open	7	17	56	33	11	40	164	9,539	1.7
15th STEPHENSON	Beginning Open	3	21	32	15	17	46	134	5,455	2.5
	New Filed	14	0	43	54	0	133	244	6,853	3.6
	Reinstated	0	1	0	0	1	0	2	8	25.0
	Closed	12	20	45	50	41	105	273	6,980	3.9
	Ending Open	5	9	30	19	7	63	133	5,287	2.5
15th CIRCUIT TOTAL	Beginning Open	44	302	133	100	362	145	1,086	25,264	4.3
	New Filed	46	0	248	213	0	300	807	22,760	3.5
	Reinstated	0	1	0	2	1	0	4	17	23.5
	Closed	42	86	215	214	83	229	869	23,119	3.8
	Ending Open	47	90	152	81	240	203	813	24,514	3.3
16th KANE	Beginning Open	118	437	400	329	850	445	2,579	52,178	4.9
	New Filed	162	0	735	767	0	542	2,206	59,773	3.7
	Reinstated	0	0	3	1	1	1	6	3,779	0.2
	Closed	227	196	517	662	28	240	1,870	62,101	3.0
	Ending Open	45	157	604	421	817	637	2,681	51,221	5.2

\* TOTAL OF ALL CASES IN ALL CATEGORIES: CIVIL, FAMILY, CRIMINAL, CONSERVATION & TRAFFIC, JUVENILE, AND OTHER

# FAMILY CASELOAD CONTINUED

CIRCUIT / COUNTY		ADOPTION	DISSOLUTION OF MARRIAGE (D)	DISSOLUTION WITH CHILDREN	DISSOLUTION WITHOUT CHILDREN	FAMILY (F)	FAMILY (FA)	TOTAL FAMILY CASES	TOTAL ALL CASES*	FAMILY CASES AS % OF ALL CASES
16th CIRCUIT TOTAL	Beginning Open	118	437	400	329	850	445	2,579	52,178	4.9
	New Filed	162	0	735	767	0	542	2,206	59,773	3.7
	Reinstated	0	0	3	1	1	1	6	3,779	0.2
	Closed	227	196	517	662	28	240	1,870	62,101	3.0
	Ending Open	45	157	604	421	817	637	2,681	51,221	5.2
17th BOONE	Beginning Open	3	19	46	28	7	39	142	11,453	1.2
	New Filed	12	0	83	68	0	73	236	7,500	3.1
	Reinstated	0	0	0	0	0	1	1	4	25.0
	Closed	11	26	66	67	16	69	255	8,052	3.2
	Ending Open	4	9	65	28	1	43	150	10,915	1.4
17th WINNEBAGO	Beginning Open	70	344	256	275	1,154	491	2,590	61,815	4.2
	New Filed	234	0	416	530	0	922	2,102	42,450	5.0
	Reinstated	0	3	4	0	0	2	9	175	5.1
	Closed	239	142	370	509	78	712	2,050	41,880	4.9
	Ending Open	56	155	268	254	702	496	1,931	61,783	3.1
17th CIRCUIT TOTAL	Beginning Open	73	363	302	303	1,161	530	2,732	73,268	3.7
	New Filed	246	0	499	598	0	995	2,338	49,950	4.7
	Reinstated	0	3	4	0	0	3	10	179	5.6
	Closed	250	168	436	576	94	781	2,305	49,932	4.6
	Ending Open	60	164	333	282	703	539	2,081	72,698	2.9
18th DUPAGE	Beginning Open	24	313	630	412	207	273	1,859	100,038	1.9
	New Filed	76	0	1,128	1,061	0	732	2,997	118,533	2.5
	Reinstated	0	9	32	33	2	12	88	633	13.9
	Closed	75	244	975	1,047	133	730	3,204	117,961	2.7
	Ending Open	25	78	815	459	76	287	1,740	101,244	1.7
18th CIRCUIT TOTAL	Beginning Open	24	313	630	412	207	273	1,859	100,038	1.9
	New Filed	76	0	1,128	1,061	0	732	2,997	118,533	2.5
	Reinstated	0	9	32	33	2	12	88	633	13.9
	Closed	75	244	975	1,047	133	730	3,204	117,961	2.7
	Ending Open	25	78	815	459	76	287	1,740	101,244	1.7

\* TOTAL OF ALL CASES IN ALL CATEGORIES: CIVIL, FAMILY, CRIMINAL, CONSERVATION & TRAFFIC, JUVENILE, AND OTHER

# FAMILY CASELOAD CONTINUED

CIRCUIT / COUNTY		ADOPTION	DISSOLUTION OF MARRIAGE (D)	DISSOLUTION WITH CHILDREN	DISSOLUTION WITHOUT CHILDREN	FAMILY (F)	FAMILY (FA)	TOTAL FAMILY CASES	TOTAL ALL CASES*	FAMILY CASES AS % OF ALL CASES
19th LAKE	Beginning Open	42	229	520	376	57	332	1,556	27,452	5.7
	New Filed	78	0	1,006	999	0	847	2,930	73,500	4.0
	Reinstated	1	12	30	29	4	21	97	4,962	2.0
	Closed	84	210	788	870	52	792	2,796	78,394	3.6
	Ending Open	36	35	766	540	12	409	1,798	554,586	0.3
19th CIRCUIT TOTAL	Beginning Open	42	229	520	376	57	332	1,556	27,452	5.7
	New Filed	78	0	1,006	999	0	847	2,930	73,500	4.0
	Reinstated	1	12	30	29	4	21	97	4,962	2.0
	Closed	84	210	788	870	52	792	2,796	78,394	3.6
	Ending Open	36	35	766	540	12	409	1,798	554,586	0.3
20th ST. CLAIR	Beginning Open	28	133	214	172	452	329	1,328	95,390	1.4
	New Filed	76	0	412	535	0	675	1,698	36,667	4.6
	Reinstated	0	0	0	2	2	2	6	62	9.7
	Closed	78	90	347	469	441	583	2,008	31,546	6.4
	Ending Open	20	48	267	231	60	395	1,021	100,994	1.0
20th CIRCUIT TOTAL	Beginning Open	28	133	214	172	452	329	1,328	95,390	1.4
	New Filed	76	0	412	535	0	675	1,698	36,667	4.6
	Reinstated	0	0	0	2	2	2	6	62	9.7
	Closed	78	90	347	469	441	583	2,008	31,546	6.4
	Ending Open	20	48	267	231	60	395	1,021	100,994	1.0
21st IROQUOIS	Beginning Open	13	80	26	16	84	12	231	10,759	2.1
	New Filed	6	0	38	34	0	36	114	3,248	3.5
	Reinstated	0	0	0	0	0	0	0	1	0.0
	Closed	8	16	32	27	3	23	109	3,320	3.3
	Ending Open	11	42	31	21	82	19	206	10,424	2.0
21st KANKAKEE	Beginning Open	35	364	106	76	663	132	1,376	33,752	4.1
	New Filed	24	0	165	184	0	150	523	16,731	3.1
	Reinstated	0	0	0	0	0	0	0	0	0.0
	Closed	20	37	130	144	11	77	419	15,685	2.7
	Ending Open	39	327	141	116	652	205	1,480	34,798	4.3

\* TOTAL OF ALL CASES IN ALL CATEGORIES: CIVIL, FAMILY, CRIMINAL, CONSERVATION & TRAFFIC, JUVENILE, AND OTHER

Note: Due to changes in Lake County's case management system, there are noticeable differences in the number of open cases at the end of 2023 when compared to prior years.

# FAMILY CASELOAD CONTINUED

CIRCUIT / COUNTY		ADOPTION	DISSOLUTION OF MARRIAGE (D)	DISSOLUTION WITH CHILDREN	DISSOLUTION WITHOUT CHILDREN	FAMILY (F)	FAMILY (FA)	TOTAL FAMILY CASES	TOTAL ALL CASES*	FAMILY CASES AS % OF ALL CASES
21st CIRCUIT TOTAL	Beginning Open	48	444	132	92	747	144	1,607	44,511	3.6
	New Filed	30	0	203	218	0	186	637	19,979	3.2
	Reinstated	0	0	0	0	0	0	0	1	0.0
	Closed	28	53	162	171	14	100	528	19,005	2.8
	Ending Open	50	369	172	137	734	224	1,686	45,222	3.7
22nd MCHENRY	Beginning Open	15	109	246	166	24	120	680	14,545	4.7
	New Filed	35	0	532	482	0	259	1,308	43,131	3.0
	Reinstated	0	0	5	4	0	1	10	1,072	0.9
	Closed	40	98	426	457	16	220	1,257	43,546	2.9
	Ending Open	10	13	357	196	6	152	734	15,420	4.8
22nd CIRCUIT TOTAL	Beginning Open	15	109	246	166	24	120	680	14,545	4.7
	New Filed	35	0	532	482	0	259	1,308	43,131	3.0
	Reinstated	0	0	5	4	0	1	10	1,072	0.9
	Closed	40	98	426	457	16	220	1,257	43,546	2.9
	Ending Open	10	13	357	196	6	152	734	15,420	4.8
23rd DEKALB	Beginning Open	9	51	85	73	19	67	304	10,249	3.0
	New Filed	17	0	137	115	0	206	475	12,894	3.7
	Reinstated	0	0	1	0	1	3	5	101	5.0
	Closed	15	50	113	129	8	176	491	14,599	3.4
	Ending Open	11	11	108	57	15	98	300	8,924	3.4
23rd KENDALL	Beginning Open	7	97	114	73	170	82	543	8,685	6.3
	New Filed	17	0	223	195	0	142	577	12,064	4.8
	Reinstated	0	1	3	2	1	2	9	170	5.3
	Closed	23	82	166	162	18	81	532	12,803	4.2
	Ending Open	3	50	175	102	163	138	631	8,949	7.1
23rd CIRCUIT TOTAL	Beginning Open	16	148	199	146	189	149	847	18,934	4.5
	New Filed	34	0	360	310	0	348	1,052	24,958	4.2
	Reinstated	0	1	4	2	2	5	14	271	5.2
	Closed	38	132	279	291	26	257	1,023	27,402	3.7
	Ending Open	14	61	283	159	178	236	931	17,873	5.2
24th MONROE	Beginning Open	6	24	24	13	14	16	97	2,519	3.9
	New Filed	8	0	60	48	0	17	133	3,767	3.5
	Reinstated	0	0	0	0	0	1	1	6	16.7
	Closed	10	10	49	47	6	10	132	3,576	3.7
	Ending Open	4	17	30	15	20	22	108	2,678	4.0

\* TOTAL OF ALL CASES IN ALL CATEGORIES: CIVIL, FAMILY, CRIMINAL, CONSERVATION & TRAFFIC, JUVENILE, AND OTHER

# FAMILY CASELOAD CONTINUED

CIRCUIT / COUNTY		ADOPTION	DISSOLUTION OF MARRIAGE (D)	DISSOLUTION WITH CHILDREN	DISSOLUTION WITHOUT CHILDREN	FAMILY (F)	FAMILY (FA)	TOTAL FAMILY CASES	TOTAL ALL CASES*	FAMILY CASES AS % OF ALL CASES
24th PERRY	Beginning Open	16	11	15	5	48	24	119	3,132	3.8
	New Filed	15	0	22	31	0	35	103	2,135	4.8
	Reinstated	0	0	0	0	0	0	0	0	0.0
	Closed	14	3	19	24	4	12	76	1,817	4.2
	Ending Open	17	8	18	12	45	47	147	3,416	4.3
24th RANDOLPH	Beginning Open	6	34	16	18	41	41	156	2,706	5.8
	New Filed	6	0	46	60	0	56	168	4,130	4.1
	Reinstated	0	0	0	0	0	0	0	0	0.0
	Closed	9	20	36	55	19	42	181	3,976	4.6
	Ending Open	1	13	24	21	14	36	109	2,439	4.5
24th WASHINGTON	Beginning Open	74	34	8	5	69	8	198	2,772	7.1
	New Filed	70	0	16	22	0	13	121	1,299	9.3
	Reinstated	0	0	0	0	0	0	0	0	0.0
	Closed	58	5	17	20	3	3	106	1,192	8.9
	Ending Open	78	24	7	6	66	17	198	2,779	7.1
24th CIRCUIT TOTAL	Beginning Open	102	103	63	41	172	89	570	11,129	5.1
	New Filed	99	0	144	161	0	121	525	11,331	4.6
	Reinstated	0	0	0	0	0	1	1	6	16.7
	Closed	91	38	121	146	32	67	495	10,561	4.7
	Ending Open	100	62	79	54	145	122	562	11,312	5.0
DOWNSTATE TOTAL	Beginning Open	2,480	14,995	5,948	4,791	24,332	6,463	59,009	1,412,664	4.2
	New Filed	2,605	0	10,993	11,903	0	11,771	37,272	1,014,227	3.7
	Reinstated	3	48	117	122	62	129	481	15,647	3.1
	Closed	2,565	3,673	8,654	10,377	2,467	8,213	35,949	1,026,756	3.5
	Ending Open	2,373	11,359	8,324	6,310	21,111	9,481	58,958	1,926,132	3.1
COOK	Beginning Open	108	0	2,441	2,387	0	4,312	9,248	302,613	3.1
	New Filed	704	0	5,319	7,638	0	8,447	22,108	491,625	4.5
	Reinstated	0	0	3	0	0	8	11	4,607	0.2
	Closed	743	0	2,879	5,555	0	4,876	14,053	300,467	4.7
	Ending Open	69	0	4,884	4,470	0	7,891	17,314	498,378	3.5
STATE TOTAL	Beginning Open	2,588	14,995	8,389	7,178	24,332	10,775	68,257	1,715,277	4.0
	New Filed	3,309	0	16,312	19,541	0	20,218	59,380	1,505,852	3.9
	Reinstated	3	48	120	122	62	137	492	20,254	2.4
	Closed	3,308	3,673	11,533	15,932	2,467	13,089	50,002	1,327,223	3.8
	Ending Open	2,442	11,359	13,208	10,780	21,111	17,372	76,272	2,424,510	3.1

\* TOTAL OF ALL CASES IN ALL CATEGORIES: CIVIL, FAMILY, CRIMINAL, CONSERVATION & TRAFFIC, JUVENILE, AND OTHER

Note: Due to changes in Cook County's case management system, there are variances in the number of cases being reported as open on January 1, 2023, when compared to the number of cases reported as open on December 31, 2022. There will also be noticeable differences in the number of cases filed and closed in 2023 when compared to prior years.

# CRIMINAL CASELOAD STATISTICS BY COUNTY

## CIRCUIT COURTS - CALENDAR YEAR 2023

CIRCUIT / COUNTY		CRIMINAL FELONY	CRIMINAL MISDEMEANOR	DOMESTIC VIOLENCE	DRIVING UNDER INFLUENCE	ORDINANCE VIOLATION	QUASI-CRIMINAL	TOTAL CRIMINAL CASES	TOTAL ALL CASES*	CRIMINAL CASES AS % OF ALL CASES
1st ALEXANDER	Beginning Open	272	379	3	150	323	0	1,127	37,000	3.0
	New Filed	80	13	3	5	4	0	105	2,086	5.0
	Reinstated	0	0	0	0	0	0	0	0	0.0
	Closed	94	17	4	10	32	0	157	2,960	5.3
	Ending Open	256	374	1	145	270	0	1,046	35,569	2.9
1st JACKSON	Beginning Open	751	595	80	97	120	0	1,643	3,593	45.7
	New Filed	761	506	106	156	650	0	2,179	8,114	26.9
	Reinstated	0	0	0	0	0	0	0	25	0.0
	Closed	590	516	90	113	586	0	1,895	7,478	25.3
	Ending Open	897	559	88	137	182	0	1,863	4,074	45.7
1st JOHNSON	Beginning Open	220	117	14	60	27	0	438	8,098	5.4
	New Filed	65	54	11	17	9	1	157	2,538	6.2
	Reinstated	0	0	0	0	0	0	0	1	0.0
	Closed	112	75	11	21	8	1	228	4,234	5.4
	Ending Open	174	98	14	56	28	0	370	6,340	5.8
1st MASSAC	Beginning Open	288	299	20	98	31	0	736	5,897	12.5
	New Filed	126	106	29	37	11	0	309	4,297	7.2
	Reinstated	0	0	0	0	0	0	0	0	0.0
	Closed	162	148	24	45	8	0	387	4,499	8.6
	Ending Open	251	256	25	90	32	0	654	5,675	11.5
1st POPE	Beginning Open	67	29	1	6	0	0	103	727	14.2
	New Filed	17	13	4	5	0	1	40	488	8.2
	Reinstated	0	0	0	0	0	0	0	0	0.0
	Closed	51	25	2	10	0	1	89	667	13.3
	Ending Open	32	16	3	1	0	0	52	519	10.0
1st PULASKI	Beginning Open	197	130	3	60	123	0	513	62,250	0.8
	New Filed	91	20	4	8	0	0	123	5,150	2.4
	Reinstated	0	0	0	0	0	0	0	0	0.0
	Closed	98	15	3	14	0	0	130	5,500	2.4
	Ending Open	189	136	4	54	123	0	506	61,471	0.8

\* TOTAL OF ALL CASES IN ALL CATEGORIES: CIVIL, FAMILY, CRIMINAL, CONSERVATION & TRAFFIC, JUVENILE, AND OTHER

# CRIMINAL CASELOAD CONTINUED

CIRCUIT / COUNTY		CRIMINAL FELONY	CRIMINAL MISDEMEANOR	DOMESTIC VIOLENCE	DRIVING UNDER INFLUENCE	ORDINANCE VIOLATION	QUASI-CRIMINAL	TOTAL CRIMINAL CASES	TOTAL ALL CASES*	CRIMINAL CASES AS % OF ALL CASES
1st SALINE	Beginning Open	991	365	32	38	241	0	1,667	3,711	44.9
	New Filed	344	177	50	20	224	3	818	3,253	25.1
	Reinstated	0	0	0	0	0	0	0	1	0.0
	Closed	851	316	55	36	231	3	1,492	4,496	33.2
	Ending Open	448	204	27	22	223	0	924	2,258	40.9
1st UNION	Beginning Open	437	134	16	44	9	0	640	1,714	37.3
	New Filed	191	95	14	36	29	0	365	2,321	15.7
	Reinstated	0	0	0	0	0	0	0	0	0.0
	Closed	283	119	17	43	31	0	493	2,798	17.6
	Ending Open	317	101	11	37	7	0	473	1,166	40.6
1st WILLIAMSON	Beginning Open	1,116	886	109	181	27	0	2,319	7,695	30.1
	New Filed	1,027	516	254	200	237	8	2,242	18,502	12.1
	Reinstated	0	2	0	0	0	0	2	20	10.0
	Closed	879	833	243	206	238	8	2,407	19,248	12.5
	Ending Open	1,261	557	120	173	22	0	2,133	6,493	32.9
1st CIRCUIT TOTAL	Beginning Open	4,339	2,934	278	734	901	0	9,186	130,685	7.0
	New Filed	2,702	1,500	475	484	1,164	13	6,338	46,749	13.6
	Reinstated	0	2	0	0	0	0	2	47	4.3
	Closed	3,120	2,064	449	498	1,134	13	7,278	51,880	14.0
	Ending Open	3,825	2,301	293	715	887	0	8,021	123,565	6.5
2nd CRAWFORD	Beginning Open	337	232	17	131	161	0	878	3,599	24.4
	New Filed	278	131	39	39	76	0	563	1,867	30.2
	Reinstated	0	0	0	1	0	0	1	4	25.0
	Closed	284	140	45	61	79	0	609	1,867	32.6
	Ending Open	331	222	11	110	156	0	830	3,643	22.8
2nd EDWARDS	Beginning Open	57	37	6	16	34	0	150	493	30.4
	New Filed	80	34	10	11	7	0	142	675	21.0
	Reinstated	0	0	0	0	0	0	0	0	0.0
	Closed	56	39	9	11	32	0	147	679	21.6
	Ending Open	81	32	7	16	7	0	143	459	31.2

\* TOTAL OF ALL CASES IN ALL CATEGORIES: CIVIL, FAMILY, CRIMINAL, CONSERVATION & TRAFFIC, JUVENILE, AND OTHER



# CRIMINAL CASELOAD CONTINUED

CIRCUIT / COUNTY		CRIMINAL FELONY	CRIMINAL MISDEMEANOR	DOMESTIC VIOLENCE	DRIVING UNDER INFLUENCE	ORDINANCE VIOLATION	QUASI-CRIMINAL	TOTAL CRIMINAL CASES	TOTAL ALL CASES*	CRIMINAL CASES AS % OF ALL CASES
2nd FRANKLIN	Beginning Open	742	644	56	140	184	0	1,766	8,212	21.5
	New Filed	493	391	99	81	50	0	1,114	5,965	18.7
	Reinstated	0	0	0	0	0	0	0	0	0.0
	Closed	459	405	79	78	68	0	1,089	5,826	18.7
	Ending Open	757	619	73	140	163	0	1,752	7,711	22.7
2nd GALLATIN	Beginning Open	144	150	0	29	10	0	333	1,533	21.7
	New Filed	59	30	10	4	3	0	106	699	15.2
	Reinstated	0	0	0	0	0	0	0	0	0.0
	Closed	67	36	6	2	4	0	115	601	19.1
	Ending Open	136	144	4	31	9	0	324	1,608	20.1
2nd HAMILTON	Beginning Open	86	34	3	29	1	1	154	805	19.1
	New Filed	96	42	10	36	4	0	188	1,458	12.9
	Reinstated	0	0	0	0	0	0	0	1	0.0
	Closed	108	40	10	35	4	1	198	1,406	14.1
	Ending Open	75	35	3	29	1	0	143	795	18.0
2nd HARDIN	Beginning Open	39	14	2	6	6	0	67	228	29.4
	New Filed	29	7	3	1	1	7	48	300	16.0
	Reinstated	0	0	0	0	0	0	0	0	0.0
	Closed	54	9	5	6	5	5	84	346	24.3
	Ending Open	12	12	0	0	1	2	27	136	19.9
2nd JEFFERSON	Beginning Open	561	426	25	132	72	0	1,216	10,793	11.3
	New Filed	376	217	26	133	10	0	762	4,762	16.0
	Reinstated	1	0	0	0	0	0	1	21	4.8
	Closed	414	196	23	97	5	0	735	4,587	16.0
	Ending Open	510	436	25	168	77	0	1,216	11,071	11.0
2nd LAWRENCE	Beginning Open	173	218	9	96	64	0	560	2,743	20.4
	New Filed	202	79	28	23	4	0	336	1,769	19.0
	Reinstated	0	0	0	0	0	0	0	0	0.0
	Closed	133	165	30	32	3	0	363	1,817	20.0
	Ending Open	231	208	6	84	65	0	594	2,749	21.6

\* TOTAL OF ALL CASES IN ALL CATEGORIES: CIVIL, FAMILY, CRIMINAL, CONSERVATION & TRAFFIC, JUVENILE, AND OTHER

# CRIMINAL CASELOAD CONTINUED

CIRCUIT / COUNTY		CRIMINAL FELONY	CRIMINAL MISDEMEANOR	DOMESTIC VIOLENCE	DRIVING UNDER INFLUENCE	ORDINANCE VIOLATION	QUASI-CRIMINAL	TOTAL CRIMINAL CASES	TOTAL ALL CASES*	CRIMINAL CASES AS % OF ALL CASES
2nd RICHLAND	Beginning Open	292	112	14	57	8	0	483	1,431	33.8
	New Filed	279	179	43	36	79	2	618	2,087	29.6
	Reinstated	0	0	0	0	0	0	0	0	0.0
	Closed	258	149	37	52	73	2	571	1,988	28.7
	Ending Open	311	144	20	41	13	0	529	1,504	35.2
2nd WABASH	Beginning Open	254	153	13	72	75	0	567	2,712	20.9
	New Filed	107	54	19	32	13	0	225	1,319	17.1
	Reinstated	0	0	0	0	0	0	0	0	0.0
	Closed	83	43	17	17	14	0	174	1,168	14.9
	Ending Open	277	164	15	87	73	0	616	2,862	21.5
2nd WAYNE	Beginning Open	334	170	19	48	17	0	588	4,924	11.9
	New Filed	206	93	26	28	0	10	363	1,954	18.6
	Reinstated	0	0	0	0	0	0	0	0	0.0
	Closed	216	121	25	25	2	4	393	2,020	19.5
	Ending Open	320	137	20	51	15	6	549	4,791	11.5
2nd WHITE	Beginning Open	157	66	9	22	67	0	321	6,551	4.9
	New Filed	168	133	29	18	48	0	396	2,283	17.3
	Reinstated	0	0	0	0	0	0	0	0	0.0
	Closed	166	118	34	22	53	0	393	2,181	18.0
	Ending Open	158	81	3	18	37	0	297	4,881	6.1
2nd CIRCUIT TOTAL	Beginning Open	3,176	2,256	173	778	699	1	7,083	44,024	16.1
	New Filed	2,373	1,390	342	442	295	19	4,861	25,138	19.3
	Reinstated	1	0	0	1	0	0	2	26	7.7
	Closed	2,298	1,461	320	438	342	12	4,871	24,486	19.9
	Ending Open	3,199	2,234	187	775	617	8	7,020	42,210	16.6
3rd BOND	Beginning Open	235	195	3	32	122	0	587	10,766	5.5
	New Filed	150	42	7	15	45	0	259	1,239	20.9
	Reinstated	0	0	0	0	0	0	0	0	0.0
	Closed	134	57	10	19	28	0	248	1,200	20.7
	Ending Open	252	180	0	28	141	0	601	10,216	5.9

\* TOTAL OF ALL CASES IN ALL CATEGORIES: CIVIL, FAMILY, CRIMINAL, CONSERVATION & TRAFFIC, JUVENILE, AND OTHER

# CRIMINAL CASELOAD CONTINUED

CIRCUIT / COUNTY		CRIMINAL FELONY	CRIMINAL MISDEMEANOR	DOMESTIC VIOLENCE	DRIVING UNDER INFLUENCE	ORDINANCE VIOLATION	QUASI-CRIMINAL	TOTAL CRIMINAL CASES	TOTAL ALL CASES*	CRIMINAL CASES AS % OF ALL CASES
3rd MADISON	Beginning Open	4,749	8,841	307	1,514	1,159	28	16,598	59,374	28.0
	New Filed	2,997	2,997	416	773	2,927	26	10,136	45,207	22.4
	Reinstated	74	8	0	1	0	0	83	229	36.2
	Closed	3,769	3,607	243	772	2,970	27	11,388	51,845	22.0
	Ending Open	4,214	8,237	475	1,514	1,152	29	15,621	53,169	29.4
3rd CIRCUIT TOTAL	Beginning Open	4,984	9,036	310	1,546	1,281	28	17,185	70,140	24.5
	New Filed	3,147	3,039	423	788	2,972	26	10,395	46,446	22.4
	Reinstated	74	8	0	1	0	0	83	229	36.2
	Closed	3,903	3,664	253	791	2,998	27	11,636	53,045	21.9
	Ending Open	4,466	8,417	475	1,542	1,293	29	16,222	63,385	25.6
4th CHRISTIAN	Beginning Open	536	203	19	96	85	0	939	4,438	21.2
	New Filed	197	44	34	40	91	1	407	3,559	11.4
	Reinstated	0	0	0	0	0	0	0	4	0.0
	Closed	344	125	36	63	102	0	670	4,028	16.6
	Ending Open	386	121	17	73	73	1	671	3,982	16.9
4th CLAY	Beginning Open	112	65	7	24	2	0	210	961	21.9
	New Filed	126	78	28	26	42	0	300	1,469	20.4
	Reinstated	0	0	0	0	0	0	0	0	0.0
	Closed	119	85	23	29	34	0	290	1,373	21.1
	Ending Open	121	56	12	21	10	0	220	924	23.8
4th CLINTON	Beginning Open	301	158	16	46	54	0	575	3,428	16.8
	New Filed	250	153	18	44	17	0	482	2,851	16.9
	Reinstated	0	0	0	0	0	0	0	0	0.0
	Closed	250	130	20	42	65	0	507	2,653	19.1
	Ending Open	299	182	14	48	6	0	549	3,641	15.1
4th EFFINGHAM	Beginning Open	701	586	34	200	43	1	1,565	9,578	16.3
	New Filed	423	244	59	94	109	1	930	5,159	18.0
	Reinstated	0	0	0	0	0	0	0	14	0.0
	Closed	428	293	44	80	95	1	941	5,135	18.3
	Ending Open	693	535	47	214	42	1	1,532	9,511	16.1

\* TOTAL OF ALL CASES IN ALL CATEGORIES: CIVIL, FAMILY, CRIMINAL, CONSERVATION & TRAFFIC, JUVENILE, AND OTHER

# CRIMINAL CASELOAD CONTINUED

CIRCUIT / COUNTY		CRIMINAL FELONY	CRIMINAL MISDEMEANOR	DOMESTIC VIOLENCE	DRIVING UNDER INFLUENCE	ORDINANCE VIOLATION	QUASI-CRIMINAL	TOTAL CRIMINAL CASES	TOTAL ALL CASES*	CRIMINAL CASES AS % OF ALL CASES
4th FAYETTE	Beginning Open	717	376	17	118	19	0	1,247	5,166	24.1
	New Filed	373	184	31	41	94	0	723	4,226	17.1
	Reinstated	0	0	0	0	0	0	0	1	0.0
	Closed	450	206	31	40	87	0	814	4,556	17.9
	Ending Open	629	353	17	119	25	0	1,143	4,620	24.7
4th JASPER	Beginning Open	99	73	11	33	13	0	229	1,075	21.3
	New Filed	75	53	21	27	35	0	211	1,022	20.6
	Reinstated	0	0	0	0	0	0	0	1	0.0
	Closed	77	63	23	35	39	0	237	969	24.5
	Ending Open	95	63	8	25	9	0	200	1,124	17.8
4th MARION	Beginning Open	573	286	28	165	58	0	1,110	4,369	25.4
	New Filed	456	245	68	102	175	1	1,047	6,195	16.9
	Reinstated	0	0	0	0	0	0	0	24	0.0
	Closed	483	161	47	58	184	1	934	6,130	15.2
	Ending Open	558	369	49	211	29	0	1,216	3,950	30.8
4th MONTGOMERY	Beginning Open	775	278	23	115	51	0	1,242	7,723	16.1
	New Filed	349	75	40	87	150	0	701	5,698	12.3
	Reinstated	0	0	0	0	0	0	0	12	0.0
	Closed	428	113	44	82	137	0	804	6,323	12.7
	Ending Open	690	235	19	120	58	0	1,122	7,022	16.0
4th SHELBY	Beginning Open	238	90	5	45	69	0	447	1,403	31.9
	New Filed	154	32	14	37	17	1	255	1,609	15.8
	Reinstated	0	0	0	0	0	0	0	1	0.0
	Closed	180	43	8	27	18	1	277	1,612	17.2
	Ending Open	212	78	11	54	67	0	422	1,390	30.4
4th CIRCUIT TOTAL	Beginning Open	4,052	2,115	160	842	394	1	7,564	38,141	19.8
	New Filed	2,403	1,108	313	498	730	4	5,056	31,788	15.9
	Reinstated	0	0	0	0	0	0	0	57	0.0
	Closed	2,759	1,219	276	456	761	3	5,474	32,779	16.7
	Ending Open	3,683	1,992	194	885	319	2	7,075	36,164	19.6

\* TOTAL OF ALL CASES IN ALL CATEGORIES: CIVIL, FAMILY, CRIMINAL, CONSERVATION & TRAFFIC, JUVENILE, AND OTHER

# CRIMINAL CASELOAD CONTINUED

CIRCUIT / COUNTY		CRIMINAL FELONY	CRIMINAL MISDEMEANOR	DOMESTIC VIOLENCE	DRIVING UNDER INFLUENCE	ORDINANCE VIOLATION	QUASI-CRIMINAL	TOTAL CRIMINAL CASES	TOTAL ALL CASES*	CRIMINAL CASES AS % OF ALL CASES
5th CLARK	Beginning Open	75	230	23	83	29	0	440	3,735	11.8
	New Filed	77	197	36	32	36	0	378	2,010	18.8
	Reinstated	0	0	0	0	0	0	0	5	0.0
	Closed	94	187	38	34	33	0	386	1,888	20.4
	Ending Open	55	240	21	80	32	0	428	3,688	11.6
5th COLES	Beginning Open	976	909	40	232	4,082	1	6,240	23,267	26.8
	New Filed	684	351	99	172	174	0	1,480	7,546	19.6
	Reinstated	0	0	0	0	0	0	0	0	0.0
	Closed	574	182	37	118	166	0	1,077	6,226	17.3
	Ending Open	992	1,054	102	275	3,642	0	6,065	20,417	29.7
5th CUMBERLAND	Beginning Open	90	69	1	52	39	0	251	4,972	5.0
	New Filed	101	54	19	32	7	0	213	1,640	13.0
	Reinstated	0	0	0	0	0	0	0	0	0.0
	Closed	64	44	10	28	19	0	165	1,430	11.5
	Ending Open	125	78	10	55	18	0	286	4,976	5.7
5th EDGAR	Beginning Open	414	268	16	75	32	0	805	4,370	18.4
	New Filed	214	187	35	40	90	0	566	2,589	21.9
	Reinstated	0	0	0	0	0	0	0	0	0.0
	Closed	327	220	35	37	47	0	666	2,327	28.6
	Ending Open	299	232	16	76	67	0	690	4,382	15.7
5th VERMILION	Beginning Open	1,489	1,341	90	447	386	0	3,753	22,098	17.0
	New Filed	819	684	136	98	38	1	1,776	12,126	14.6
	Reinstated	1	1	0	1	2	0	5	103	4.9
	Closed	650	634	144	145	35	0	1,608	10,383	15.5
	Ending Open	1,609	1,367	82	396	388	1	3,843	23,329	16.5
5th CIRCUIT TOTAL	Beginning Open	3,044	2,817	170	889	4,568	1	11,489	58,442	19.7
	New Filed	1,895	1,473	325	374	345	1	4,413	25,911	17.0
	Reinstated	1	1	0	1	2	0	5	108	4.6
	Closed	1,709	1,267	264	362	300	0	3,902	22,254	17.5
	Ending Open	3,080	2,971	231	882	4,147	1	11,312	56,792	19.9

\* TOTAL OF ALL CASES IN ALL CATEGORIES: CIVIL, FAMILY, CRIMINAL, CONSERVATION & TRAFFIC, JUVENILE, AND OTHER

# CRIMINAL CASELOAD CONTINUED

CIRCUIT / COUNTY		CRIMINAL FELONY	CRIMINAL MISDEMEANOR	DOMESTIC VIOLENCE	DRIVING UNDER INFLUENCE	ORDINANCE VIOLATION	QUASI-CRIMINAL	TOTAL CRIMINAL CASES	TOTAL ALL CASES*	CRIMINAL CASES AS % OF ALL CASES
6th CHAMPAIGN	Beginning Open	5,609	2,655	118	2,797	1,050	0	12,229	192,006	6.4
	New Filed	1,659	489	222	554	253	0	3,177	25,380	12.5
	Reinstated	68	5	4	4	9	0	90	256	35.2
	Closed	2,839	708	263	544	274	0	4,628	24,977	18.5
	Ending Open	5,472	2,611	120	2,855	1,035	0	12,093	194,528	6.2
6th DEWITT	Beginning Open	112	92	5	33	19	0	261	2,884	9.0
	New Filed	144	65	10	38	95	0	352	2,113	16.7
	Reinstated	0	0	0	0	0	0	0	0	0.0
	Closed	119	73	13	26	74	0	305	1,800	16.9
	Ending Open	129	79	2	45	32	0	287	3,160	9.1
6th DOUGLAS	Beginning Open	258	100	10	68	12	0	448	2,981	15.0
	New Filed	270	110	20	56	30	2	488	2,527	19.3
	Reinstated	0	0	0	0	0	0	0	1	0.0
	Closed	176	78	20	49	26	1	350	2,234	15.7
	Ending Open	351	129	10	73	16	1	580	3,231	18.0
6th MACON	Beginning Open	1,597	790	71	295	466	0	3,219	16,151	19.9
	New Filed	2,010	613	158	370	190	0	3,341	17,760	18.8
	Reinstated	0	0	0	0	0	0	0	1	0.0
	Closed	1,604	546	150	400	135	0	2,835	16,568	17.1
	Ending Open	1,865	736	76	247	518	0	3,442	14,963	23.0
6th MOULTRIE	Beginning Open	97	53	9	45	11	0	215	938	22.9
	New Filed	65	31	18	30	33	0	177	1,160	15.3
	Reinstated	0	0	0	0	0	0	0	5	0.0
	Closed	81	39	13	32	32	0	197	1,161	17.0
	Ending Open	80	45	13	43	9	0	190	839	22.6
6th PIATT	Beginning Open	114	54	10	65	81	0	324	2,995	10.8
	New Filed	64	22	7	35	11	0	139	1,314	10.6
	Reinstated	0	0	0	0	0	0	0	0	0.0
	Closed	106	46	10	58	6	0	226	1,244	18.2
	Ending Open	69	63	7	37	85	0	261	3,182	8.2

\* TOTAL OF ALL CASES IN ALL CATEGORIES: CIVIL, FAMILY, CRIMINAL, CONSERVATION & TRAFFIC, JUVENILE, AND OTHER

# CRIMINAL CASELOAD CONTINUED

CIRCUIT / COUNTY		CRIMINAL FELONY	CRIMINAL MISDEMEANOR	DOMESTIC VIOLENCE	DRIVING UNDER INFLUENCE	ORDINANCE VIOLATION	QUASI-CRIMINAL	TOTAL CRIMINAL CASES	TOTAL ALL CASES*	CRIMINAL CASES AS % OF ALL CASES
6th CIRCUIT TOTAL	Beginning Open	7,787	3,744	223	3,303	1,639	0	16,696	217,955	7.7
	New Filed	4,212	1,330	435	1,083	612	2	7,674	50,254	15.3
	Reinstated	68	5	4	4	9	0	90	263	34.2
	Closed	4,925	1,490	469	1,109	547	1	8,541	47,984	17.8
	Ending Open	7,966	3,663	228	3,300	1,695	1	16,853	219,903	7.7
7th GREENE	Beginning Open	119	64	5	15	1	0	204	814	25.1
	New Filed	90	80	10	25	47	0	252	1,316	19.1
	Reinstated	1	0	0	0	0	0	1	5	20.0
	Closed	129	83	10	26	38	0	286	1,493	19.2
	Ending Open	79	60	5	15	8	0	167	640	26.1
7th JERSEY	Beginning Open	330	184	15	76	46	0	651	3,920	16.6
	New Filed	192	145	27	56	113	0	533	2,735	19.5
	Reinstated	0	0	0	0	0	0	0	0	0.0
	Closed	218	161	37	64	125	0	605	2,890	20.9
	Ending Open	304	166	5	66	33	0	574	4,053	14.2
7th MACOUPIN	Beginning Open	790	891	24	196	350	0	2,251	10,394	21.7
	New Filed	281	228	61	122	211	0	903	5,364	16.8
	Reinstated	0	0	0	0	0	0	0	5	0.0
	Closed	380	226	45	116	207	0	974	5,372	18.1
	Ending Open	688	890	40	202	352	0	2,172	10,190	21.3
7th MORGAN	Beginning Open	241	182	13	44	17	0	497	1,957	25.4
	New Filed	205	240	38	42	62	2	589	3,841	15.3
	Reinstated	0	0	0	0	0	0	0	1	0.0
	Closed	205	253	33	36	58	0	585	3,546	16.5
	Ending Open	243	176	17	50	20	1	507	2,241	22.6
7th SANGAMON	Beginning Open	2,170	1,291	141	1,308	1,026	0	5,936	75,932	7.8
	New Filed	1,290	572	193	733	109	2	2,899	37,739	7.7
	Reinstated	0	0	0	0	0	0	0	1	0.0
	Closed	1,305	610	152	611	46	1	2,725	34,438	7.9
	Ending Open	2,099	1,192	178	1,382	1,091	1	5,943	80,479	7.4

\* TOTAL OF ALL CASES IN ALL CATEGORIES: CIVIL, FAMILY, CRIMINAL, CONSERVATION & TRAFFIC, JUVENILE, AND OTHER

# CRIMINAL CASELOAD CONTINUED

CIRCUIT / COUNTY		CRIMINAL FELONY	CRIMINAL MISDEMEANOR	DOMESTIC VIOLENCE	DRIVING UNDER INFLUENCE	ORDINANCE VIOLATION	QUASI-CRIMINAL	TOTAL CRIMINAL CASES	TOTAL ALL CASES*	CRIMINAL CASES AS % OF ALL CASES
7th SCOTT	Beginning Open	31	27	1	11	3	0	73	1,596	4.6
	New Filed	19	17	7	11	1	0	55	1,156	4.8
	Reinstated	0	0	0	0	0	0	0	0	0.0
	Closed	11	20	6	7	0	0	44	1,107	4.0
	Ending Open	38	24	2	15	4	0	83	1,633	5.1
7th CIRCUIT TOTAL	Beginning Open	3,681	2,639	199	1,650	1,443	0	9,612	94,613	10.2
	New Filed	2,077	1,282	336	989	543	4	5,231	52,151	10.0
	Reinstated	1	0	0	0	0	0	1	12	8.3
	Closed	2,248	1,353	283	860	474	1	5,219	48,846	10.7
	Ending Open	3,451	2,508	247	1,730	1,508	2	9,446	99,236	9.5
8th ADAMS	Beginning Open	887	365	43	133	52	0	1,480	6,001	24.7
	New Filed	755	244	87	117	534	1	1,738	9,926	17.5
	Reinstated	0	0	0	0	0	0	0	2	0.0
	Closed	877	357	87	130	507	0	1,958	9,762	20.1
	Ending Open	764	251	43	120	77	1	1,256	6,004	20.9
8th BROWN	Beginning Open	45	71	3	14	10	0	143	817	17.5
	New Filed	31	14	2	7	3	0	57	874	6.5
	Reinstated	0	0	0	0	0	0	0	0	0.0
	Closed	22	15	3	6	4	0	50	885	5.6
	Ending Open	52	70	2	15	9	0	148	795	18.6
8th CALHOUN	Beginning Open	50	22	2	8	3	0	85	491	17.3
	New Filed	53	17	1	7	1	0	79	365	21.6
	Reinstated	0	0	0	0	0	0	0	0	0.0
	Closed	51	20	3	9	1	0	84	407	20.6
	Ending Open	51	16	0	6	3	0	76	422	18.0
8th CASS	Beginning Open	198	134	10	53	21	0	416	1,666	25.0
	New Filed	60	64	14	24	41	1	204	1,748	11.7
	Reinstated	0	0	0	0	0	0	0	6	0.0
	Closed	78	87	20	19	24	0	228	1,763	12.9
	Ending Open	180	111	4	57	29	1	382	1,622	23.6

\* TOTAL OF ALL CASES IN ALL CATEGORIES: CIVIL, FAMILY, CRIMINAL, CONSERVATION & TRAFFIC, JUVENILE, AND OTHER



# CRIMINAL CASELOAD CONTINUED

CIRCUIT / COUNTY		CRIMINAL FELONY	CRIMINAL MISDEMEANOR	DOMESTIC VIOLENCE	DRIVING UNDER INFLUENCE	ORDINANCE VIOLATION	QUASI-CRIMINAL	TOTAL CRIMINAL CASES	TOTAL ALL CASES*	CRIMINAL CASES AS % OF ALL CASES
8th MASON	Beginning Open	117	163	20	39	59	0	398	3,872	10.3
	New Filed	76	86	26	30	66	0	284	1,966	14.4
	Reinstated	0	0	0	0	0	0	0	0	0.0
	Closed	86	104	34	24	51	0	299	1,791	16.7
	Ending Open	100	141	9	44	71	0	365	3,912	9.3
8th MENARD	Beginning Open	36	21	1	19	9	0	86	855	10.1
	New Filed	38	30	12	29	12	0	121	1,272	9.5
	Reinstated	0	0	0	0	0	0	0	1	0.0
	Closed	31	33	8	13	8	0	93	909	10.2
	Ending Open	43	17	5	35	13	0	113	1,214	9.3
8th PIKE	Beginning Open	290	301	8	85	28	0	712	5,989	11.9
	New Filed	171	61	20	39	0	0	291	2,072	14.0
	Reinstated	0	0	0	0	0	0	0	3	0.0
	Closed	224	65	22	43	2	0	356	2,108	16.9
	Ending Open	237	297	6	80	26	0	646	5,506	11.7
8th SCHUYLER	Beginning Open	69	61	4	22	7	0	163	1,412	11.5
	New Filed	70	37	3	15	1	0	126	971	13.0
	Reinstated	0	0	0	0	0	0	0	7	0.0
	Closed	37	23	3	12	2	0	77	861	8.9
	Ending Open	101	74	4	25	6	0	210	1,523	13.8
8th CIRCUIT TOTAL	Beginning Open	1,692	1,138	91	373	189	0	3,483	21,103	16.5
	New Filed	1,254	553	165	268	658	2	2,900	19,194	15.1
	Reinstated	0	0	0	0	0	0	0	19	0.0
	Closed	1,406	704	180	256	599	0	3,145	18,486	17.0
	Ending Open	1,528	977	73	382	234	2	3,196	20,998	15.2
9th FULTON	Beginning Open	694	560	53	129	77	0	1,513	4,992	30.3
	New Filed	263	251	62	69	179	0	824	3,893	21.2
	Reinstated	0	0	0	0	0	0	0	0	0.0
	Closed	329	276	57	76	170	0	908	4,042	22.5
	Ending Open	627	530	57	127	85	0	1,426	4,839	29.5

\* TOTAL OF ALL CASES IN ALL CATEGORIES: CIVIL, FAMILY, CRIMINAL, CONSERVATION & TRAFFIC, JUVENILE, AND OTHER

# CRIMINAL CASELOAD CONTINUED

CIRCUIT / COUNTY		CRIMINAL FELONY	CRIMINAL MISDEMEANOR	DOMESTIC VIOLENCE	DRIVING UNDER INFLUENCE	ORDINANCE VIOLATION	QUASI-CRIMINAL	TOTAL CRIMINAL CASES	TOTAL ALL CASES*	CRIMINAL CASES AS % OF ALL CASES
9th HANCOCK	Beginning Open	132	150	0	70	38	0	390	3,462	11.3
	New Filed	107	78	14	63	4	1	267	1,811	14.7
	Reinstated	0	0	0	0	0	0	0	2	0.0
	Closed	74	109	6	46	2	0	237	1,349	17.6
	Ending Open	162	114	7	104	40	1	428	4,512	9.5
9th HENDERSON	Beginning Open	89	74	2	110	78	0	353	1,666	21.2
	New Filed	40	27	10	21	5	0	103	1,527	6.7
	Reinstated	0	0	0	0	0	0	0	0	0.0
	Closed	56	23	6	28	4	0	117	1,628	7.2
	Ending Open	71	80	6	103	79	0	339	1,694	20.0
9th KNOX	Beginning Open	1,460	1,259	59	300	135	6	3,219	13,813	23.3
	New Filed	672	485	151	144	102	4	1,558	7,373	21.1
	Reinstated	0	0	0	0	0	0	0	0	0.0
	Closed	563	421	104	104	106	4	1,302	6,312	20.6
	Ending Open	1,575	1,320	105	338	129	6	3,473	14,765	23.5
9th MCDONOUGH	Beginning Open	346	264	26	80	66	0	782	4,536	17.2
	New Filed	169	210	45	120	303	0	847	3,510	24.1
	Reinstated	0	0	0	0	0	0	0	1	0.0
	Closed	172	188	39	107	305	0	811	3,167	25.6
	Ending Open	473	375	30	111	42	0	1,031	5,073	20.3
9th WARREN	Beginning Open	223	146	14	79	92	1	555	2,258	24.6
	New Filed	160	69	33	29	317	2	610	2,271	26.9
	Reinstated	0	0	0	0	0	0	0	3	0.0
	Closed	131	71	26	28	340	2	598	2,138	28.0
	Ending Open	249	146	19	80	59	0	553	2,607	21.2
9th CIRCUIT TOTAL	Beginning Open	2,944	2,453	154	768	486	7	6,812	30,727	22.2
	New Filed	1,411	1,120	315	446	910	7	4,209	20,385	20.6
	Reinstated	0	0	0	0	0	0	0	6	0.0
	Closed	1,325	1,088	238	389	927	6	3,973	18,636	21.3
	Ending Open	3,157	2,565	224	863	434	7	7,250	33,490	21.6

\* TOTAL OF ALL CASES IN ALL CATEGORIES: CIVIL, FAMILY, CRIMINAL, CONSERVATION & TRAFFIC, JUVENILE, AND OTHER

# CRIMINAL CASELOAD CONTINUED

CIRCUIT / COUNTY		CRIMINAL FELONY	CRIMINAL MISDEMEANOR	DOMESTIC VIOLENCE	DRIVING UNDER INFLUENCE	ORDINANCE VIOLATION	QUASI-CRIMINAL	TOTAL CRIMINAL CASES	TOTAL ALL CASES*	CRIMINAL CASES AS % OF ALL CASES
10th MARSHALL	Beginning Open	76	90	8	52	5	2	233	997	23.4
	New Filed	71	63	23	34	14	7	212	1,087	19.5
	Reinstated	0	0	0	0	0	0	0	2	0.0
	Closed	69	68	21	35	13	9	215	1,205	17.8
	Ending Open	78	85	10	51	5	0	229	855	26.8
10th PEORIA	Beginning Open	1,364	909	137	698	256	0	3,364	36,868	9.1
	New Filed	1,021	1,075	147	345	729	0	3,317	26,314	12.6
	Reinstated	0	0	0	0	16	0	16	16	100.0
	Closed	1,102	1,164	203	308	774	0	3,551	23,600	15.0
	Ending Open	1,269	808	82	728	227	0	3,114	39,617	7.9
10th PUTNAM	Beginning Open	23	58	4	8	9	0	102	733	13.9
	New Filed	22	22	4	13	28	0	89	759	11.7
	Reinstated	0	0	0	0	0	0	0	1	0.0
	Closed	15	29	3	5	21	0	73	716	10.2
	Ending Open	29	50	5	16	16	0	116	764	15.2
10th STARK	Beginning Open	52	21	6	13	0	0	92	555	16.6
	New Filed	18	13	5	6	10	0	52	689	7.5
	Reinstated	0	0	0	0	0	0	0	0	0.0
	Closed	27	17	8	8	8	0	68	714	9.5
	Ending Open	42	17	3	9	1	0	72	493	14.6
10th TAZEWELL	Beginning Open	874	468	68	400	120	0	1,930	14,709	13.1
	New Filed	471	530	112	220	215	0	1,548	11,338	13.7
	Reinstated	0	0	0	0	0	0	0	94	0.0
	Closed	569	673	142	296	224	0	1,904	13,404	14.2
	Ending Open	813	384	45	330	104	0	1,676	12,024	13.9
10th CIRCUIT TOTAL	Beginning Open	2,389	1,546	223	1,171	390	2	5,721	53,862	10.6
	New Filed	1,603	1,703	291	618	996	7	5,218	40,187	13.0
	Reinstated	0	0	0	0	16	0	16	113	14.2
	Closed	1,782	1,951	377	652	1,040	9	5,811	39,639	14.7
	Ending Open	2,231	1,344	145	1,134	353	0	5,207	53,753	9.7

\* TOTAL OF ALL CASES IN ALL CATEGORIES: CIVIL, FAMILY, CRIMINAL, CONSERVATION & TRAFFIC, JUVENILE, AND OTHER

# CRIMINAL CASELOAD CONTINUED

CIRCUIT / COUNTY		CRIMINAL FELONY	CRIMINAL MISDEMEANOR	DOMESTIC VIOLENCE	DRIVING UNDER INFLUENCE	ORDINANCE VIOLATION	QUASI-CRIMINAL	TOTAL CRIMINAL CASES	TOTAL ALL CASES*	CRIMINAL CASES AS % OF ALL CASES
11th FORD	Beginning Open	229	129	4	65	65	1	493	1,419	34.7
	New Filed	93	42	17	35	13	0	200	1,328	15.1
	Reinstated	0	0	0	0	0	0	0	0	0.0
	Closed	94	42	4	26	7	0	173	1,262	13.7
	Ending Open	222	128	17	73	29	0	469	1,294	36.2
11th LIVINGSTON	Beginning Open	404	215	40	138	459	1	1,257	6,819	18.4
	New Filed	440	195	57	115	32	0	839	5,629	14.9
	Reinstated	1	0	0	0	0	0	1	2	50.0
	Closed	405	203	47	109	22	1	787	5,198	15.1
	Ending Open	437	208	50	144	468	0	1,307	7,051	18.5
11th LOGAN	Beginning Open	403	486	39	118	70	0	1,116	6,778	16.5
	New Filed	212	139	37	58	178	0	624	4,508	13.8
	Reinstated	0	0	0	0	0	0	0	1	0.0
	Closed	262	221	38	86	183	0	790	4,545	17.4
	Ending Open	351	402	38	90	49	0	930	6,485	14.3
11th MCLEAN	Beginning Open	1,239	911	175	503	57	0	2,885	13,464	21.4
	New Filed	1,335	958	251	701	352	0	3,597	26,694	13.5
	Reinstated	84	47	1	17	12	0	161	562	28.6
	Closed	1,311	1,001	226	666	353	0	3,557	26,855	13.2
	Ending Open	1,347	915	201	547	66	0	3,076	13,368	23.0
11th WOODFORD	Beginning Open	234	200	12	83	31	0	560	6,106	9.2
	New Filed	320	91	20	113	15	0	559	4,515	12.4
	Reinstated	0	0	0	0	0	0	0	13	0.0
	Closed	295	109	25	95	15	0	539	4,339	12.4
	Ending Open	250	182	7	99	30	0	568	6,063	9.4
11th CIRCUIT TOTAL	Beginning Open	2,509	1,941	270	907	682	2	6,311	34,586	18.2
	New Filed	2,400	1,425	382	1,022	590	0	5,819	42,674	13.6
	Reinstated	85	47	1	17	12	0	162	578	28.0
	Closed	2,367	1,576	340	982	580	1	5,846	42,199	13.9
	Ending Open	2,607	1,835	313	953	642	0	6,350	34,261	18.5

\* TOTAL OF ALL CASES IN ALL CATEGORIES: CIVIL, FAMILY, CRIMINAL, CONSERVATION & TRAFFIC, JUVENILE, AND OTHER

# CRIMINAL CASELOAD CONTINUED

CIRCUIT / COUNTY		CRIMINAL FELONY	CRIMINAL MISDEMEANOR	DOMESTIC VIOLENCE	DRIVING UNDER INFLUENCE	ORDINANCE VIOLATION	QUASI-CRIMINAL	TOTAL CRIMINAL CASES	TOTAL ALL CASES*	CRIMINAL CASES AS % OF ALL CASES
12th WILL	Beginning Open	4,569	2,770	486	3,624	4,437	12	15,898	79,623	20.0
	New Filed	2,302	1,366	585	1,066	2,351	41	7,711	89,750	8.6
	Reinstated	13	9	1	5	58	3	89	2,704	3.3
	Closed	2,265	1,705	489	1,404	2,278	50	8,191	96,685	8.5
	Ending Open	4,611	2,448	583	3,287	4,568	6	15,503	75,497	20.5
12th CIRCUIT TOTAL	Beginning Open	4,569	2,770	486	3,624	4,437	12	15,898	79,623	20.0
	New Filed	2,302	1,366	585	1,066	2,351	41	7,711	89,750	8.6
	Reinstated	13	9	1	5	58	3	89	2,704	3.3
	Closed	2,265	1,705	489	1,404	2,278	50	8,191	96,685	8.5
	Ending Open	4,611	2,448	583	3,287	4,568	6	15,503	75,497	20.5
13th BUREAU	Beginning Open	73	161	14	73	48	0	369	4,556	8.1
	New Filed	56	135	35	71	65	0	362	3,203	11.3
	Reinstated	0	0	0	0	0	0	0	0	0.0
	Closed	65	138	15	61	70	0	349	2,875	12.1
	Ending Open	60	153	33	82	43	0	371	4,752	7.8
13th GRUNDY	Beginning Open	462	241	46	348	65	0	1,162	4,113	28.3
	New Filed	394	254	77	210	279	5	1,219	6,628	18.4
	Reinstated	0	0	0	0	0	0	0	55	0.0
	Closed	364	253	57	298	282	5	1,259	7,394	17.0
	Ending Open	509	242	66	256	46	0	1,119	3,301	33.9
13th LASALLE	Beginning Open	554	327	111	308	92	0	1,392	10,409	13.4
	New Filed	454	686	266	374	236	0	2,016	16,622	12.1
	Reinstated	19	13	1	3	6	0	42	428	9.8
	Closed	474	639	271	360	271	0	2,015	17,823	11.3
	Ending Open	561	391	107	316	54	0	1,429	9,533	15.0
13th CIRCUIT TOTAL	Beginning Open	1,089	729	171	729	205	0	2,923	19,078	15.3
	New Filed	904	1,075	378	655	580	5	3,597	26,453	13.6
	Reinstated	19	13	1	3	6	0	42	483	8.7
	Closed	903	1,030	343	719	623	5	3,623	28,092	12.9
	Ending Open	1,130	786	206	654	143	0	2,919	17,586	16.6

\* TOTAL OF ALL CASES IN ALL CATEGORIES: CIVIL, FAMILY, CRIMINAL, CONSERVATION & TRAFFIC, JUVENILE, AND OTHER

# CRIMINAL CASELOAD CONTINUED

CIRCUIT / COUNTY		CRIMINAL FELONY	CRIMINAL MISDEMEANOR	DOMESTIC VIOLENCE	DRIVING UNDER INFLUENCE	ORDINANCE VIOLATION	QUASI-CRIMINAL	TOTAL CRIMINAL CASES	TOTAL ALL CASES*	CRIMINAL CASES AS % OF ALL CASES
14th HENRY	Beginning Open	671	513	31	299	39	2	1,555	10,197	15.2
	New Filed	370	204	45	120	116	1	856	5,486	15.6
	Reinstated	0	0	0	0	0	0	0	0	0.0
	Closed	349	168	50	148	98	2	815	5,792	14.1
	Ending Open	681	539	26	268	53	1	1,568	9,605	16.3
14th MERCER	Beginning Open	150	82	6	28	73	1	340	1,372	24.8
	New Filed	172	73	25	21	155	0	446	1,417	31.5
	Reinstated	0	0	0	0	0	0	0	0	0.0
	Closed	134	51	16	31	158	0	390	1,262	30.9
	Ending Open	189	98	15	17	69	1	389	1,478	26.3
14th ROCK ISLAND	Beginning Open	1,329	1,914	118	720	2,052	0	6,133	36,189	16.9
	New Filed	959	418	244	351	192	0	2,164	20,101	10.8
	Reinstated	0	0	0	1	0	0	1	18	5.6
	Closed	969	578	221	421	185	0	2,374	21,313	11.1
	Ending Open	1,302	1,804	140	646	2,052	0	5,944	34,253	17.4
14th WHITESIDE	Beginning Open	897	534	13	264	105	0	1,813	9,218	19.7
	New Filed	446	232	41	143	133	0	995	9,561	10.4
	Reinstated	0	0	0	0	0	0	0	2	0.0
	Closed	425	219	36	182	123	0	985	9,811	10.0
	Ending Open	908	546	17	223	114	0	1,808	8,872	20.4
14th CIRCUIT TOTAL	Beginning Open	3,047	3,043	168	1,311	2,269	3	9,841	56,976	17.3
	New Filed	1,947	927	355	635	596	1	4,461	36,565	12.2
	Reinstated	0	0	0	1	0	0	1	20	5.0
	Closed	1,877	1,016	323	782	564	2	4,564	38,178	12.0
	Ending Open	3,080	2,987	198	1,154	2,288	2	9,709	54,208	17.9
15th CARROLL	Beginning Open	127	219	16	69	39	0	470	2,231	21.1
	New Filed	92	86	25	33	10	0	246	1,439	17.1
	Reinstated	0	0	0	0	0	0	0	0	0.0
	Closed	87	101	25	46	16	0	275	1,414	19.4
	Ending Open	132	204	16	55	9	0	416	2,163	19.2

\* TOTAL OF ALL CASES IN ALL CATEGORIES: CIVIL, FAMILY, CRIMINAL, CONSERVATION & TRAFFIC, JUVENILE, AND OTHER

# CRIMINAL CASELOAD CONTINUED

CIRCUIT / COUNTY		CRIMINAL FELONY	CRIMINAL MISDEMEANOR	DOMESTIC VIOLENCE	DRIVING UNDER INFLUENCE	ORDINANCE VIOLATION	QUASI-CRIMINAL	TOTAL CRIMINAL CASES	TOTAL ALL CASES*	CRIMINAL CASES AS % OF ALL CASES
15th JO DAVIESS	Beginning Open	81	161	17	106	36	0	401	2,131	18.8
	New Filed	79	101	26	84	71	0	361	2,615	13.8
	Reinstated	0	0	0	0	0	0	0	0	0.0
	Closed	78	101	23	92	69	0	363	2,807	12.9
	Ending Open	84	166	20	100	38	0	408	2,164	18.9
15th LEE	Beginning Open	462	226	27	130	38	0	883	5,425	16.3
	New Filed	292	127	39	131	134	0	723	5,016	14.4
	Reinstated	1	0	0	0	0	0	1	7	14.3
	Closed	292	117	39	140	126	0	714	4,752	15.0
	Ending Open	469	233	27	122	47	0	898	5,361	16.8
15th OGLE	Beginning Open	379	683	35	255	110	0	1,462	10,022	14.6
	New Filed	281	164	42	185	21	0	693	6,837	10.1
	Reinstated	0	0	0	0	0	0	0	2	0.0
	Closed	281	205	50	194	29	0	759	7,166	10.6
	Ending Open	375	637	27	246	101	0	1,386	9,539	14.5
15th STEPHENSON	Beginning Open	431	551	55	136	41	1	1,215	5,455	22.3
	New Filed	344	481	133	107	192	7	1,264	6,853	18.4
	Reinstated	0	0	0	0	0	0	0	8	0.0
	Closed	371	540	126	101	156	4	1,298	6,980	18.6
	Ending Open	405	496	62	141	75	4	1,183	5,287	22.4
15th CIRCUIT TOTAL	Beginning Open	1,480	1,840	150	696	264	1	4,431	25,264	17.5
	New Filed	1,088	959	265	540	428	7	3,287	22,760	14.4
	Reinstated	1	0	0	0	0	0	1	17	5.9
	Closed	1,109	1,064	263	573	396	4	3,409	23,119	14.7
	Ending Open	1,465	1,736	152	664	270	4	4,291	24,514	17.5
16th KANE	Beginning Open	5,947	6,794	763	2,350	1,844	3	17,701	52,178	33.9
	New Filed	2,780	2,093	1,048	1,063	1,801	23	8,808	59,773	14.7
	Reinstated	94	156	2	298	84	0	634	3,779	16.8
	Closed	2,365	3,551	643	1,633	1,882	17	10,091	62,101	16.2
	Ending Open	6,214	5,492	1,170	2,078	1,847	9	16,810	51,221	32.8

\* TOTAL OF ALL CASES IN ALL CATEGORIES: CIVIL, FAMILY, CRIMINAL, CONSERVATION & TRAFFIC, JUVENILE, AND OTHER

# CRIMINAL CASELOAD CONTINUED

CIRCUIT / COUNTY		CRIMINAL FELONY	CRIMINAL MISDEMEANOR	DOMESTIC VIOLENCE	DRIVING UNDER INFLUENCE	ORDINANCE VIOLATION	QUASI-CRIMINAL	TOTAL CRIMINAL CASES	TOTAL ALL CASES*	CRIMINAL CASES AS % OF ALL CASES
16th CIRCUIT TOTAL	Beginning Open	5,947	6,794	763	2,350	1,844	3	17,701	52,178	33.9
	New Filed	2,780	2,093	1,048	1,063	1,801	23	8,808	59,773	14.7
	Reinstated	94	156	2	298	84	0	634	3,779	16.8
	Closed	2,365	3,551	643	1,633	1,882	17	10,091	62,101	16.2
	Ending Open	6,214	5,492	1,170	2,078	1,847	9	16,810	51,221	32.8
17th BOONE	Beginning Open	466	705	41	379	67	0	1,658	11,453	14.5
	New Filed	374	156	69	202	265	0	1,066	7,500	14.2
	Reinstated	0	0	0	0	0	0	0	4	0.0
	Closed	331	193	70	216	301	0	1,111	8,052	13.8
	Ending Open	514	672	40	366	30	0	1,622	10,915	14.9
17th WINNEBAGO	Beginning Open	4,161	6,326	322	1,760	479	0	13,048	61,815	21.1
	New Filed	3,092	2,584	575	791	534	5	7,581	42,450	17.9
	Reinstated	2	1	0	0	0	0	3	175	1.7
	Closed	2,871	2,681	486	831	554	2	7,425	41,880	17.7
	Ending Open	4,414	6,193	412	1,733	463	3	13,218	61,783	21.4
17th CIRCUIT TOTAL	Beginning Open	4,627	7,031	363	2,139	546	0	14,706	73,268	20.1
	New Filed	3,466	2,740	644	993	799	5	8,647	49,950	17.3
	Reinstated	2	1	0	0	0	0	3	179	1.7
	Closed	3,202	2,874	556	1,047	855	2	8,536	49,932	17.1
	Ending Open	4,928	6,865	452	2,099	493	3	14,840	72,698	20.4
18th DUPAGE	Beginning Open	7,076	11,784	2,259	8,740	3,594	7	33,460	100,038	33.4
	New Filed	2,954	2,203	1,894	2,617	2,320	22	12,010	118,533	10.1
	Reinstated	22	4	6	4	1	0	37	633	5.8
	Closed	2,870	2,211	1,831	2,681	2,229	24	11,846	117,961	10.0
	Ending Open	7,182	11,780	2,328	8,681	3,686	5	33,662	101,244	33.2
18th CIRCUIT TOTAL	Beginning Open	7,076	11,784	2,259	8,740	3,594	7	33,460	100,038	33.4
	New Filed	2,954	2,203	1,894	2,617	2,320	22	12,010	118,533	10.1
	Reinstated	22	4	6	4	1	0	37	633	5.8
	Closed	2,870	2,211	1,831	2,681	2,229	24	11,846	117,961	10.0
	Ending Open	7,182	11,780	2,328	8,681	3,686	5	33,662	101,244	33.2

\* TOTAL OF ALL CASES IN ALL CATEGORIES: CIVIL, FAMILY, CRIMINAL, CONSERVATION & TRAFFIC, JUVENILE, AND OTHER



# CRIMINAL CASELOAD CONTINUED

CIRCUIT / COUNTY		CRIMINAL FELONY	CRIMINAL MISDEMEANOR	DOMESTIC VIOLENCE	DRIVING UNDER INFLUENCE	ORDINANCE VIOLATION	QUASI-CRIMINAL	TOTAL CRIMINAL CASES	TOTAL ALL CASES*	CRIMINAL CASES AS % OF ALL CASES
19th LAKE	Beginning Open	1,771	1,149	292	1,347	454	4	5,017	27,452	18.3
	New Filed	2,597	2,087	603	1,823	1,267	33	8,410	73,500	11.4
	Reinstated	587	385	61	181	76	1	1,291	4,962	26.0
	Closed	2,777	2,085	698	1,913	1,303	30	8,806	78,394	11.2
	Ending Open	34,034	30,121	339	18,679	38,352	10	121,535	554,586	21.9
19th CIRCUIT TOTAL	Beginning Open	1,771	1,149	292	1,347	454	4	5,017	27,452	18.3
	New Filed	2,597	2,087	603	1,823	1,267	33	8,410	73,500	11.4
	Reinstated	587	385	61	181	76	1	1,291	4,962	26.0
	Closed	2,777	2,085	698	1,913	1,303	30	8,806	78,394	11.2
	Ending Open	34,034	30,121	339	18,679	38,352	10	121,535	554,586	21.9
20th ST. CLAIR	Beginning Open	1,987	16,234	68	2,569	9,752	3	30,613	95,390	32.1
	New Filed	2,274	2,632	159	605	2,209	34	7,913	36,667	21.6
	Reinstated	2	3	0	3	0	0	8	62	12.9
	Closed	1,546	2,273	92	454	2,158	9	6,532	31,546	20.7
	Ending Open	2,626	16,890	142	1,936	10,292	32	31,918	100,994	31.6
20th CIRCUIT TOTAL	Beginning Open	1,987	16,234	68	2,569	9,752	3	30,613	95,390	32.1
	New Filed	2,274	2,632	159	605	2,209	34	7,913	36,667	21.6
	Reinstated	2	3	0	3	0	0	8	62	12.9
	Closed	1,546	2,273	92	454	2,158	9	6,532	31,546	20.7
	Ending Open	2,626	16,890	142	1,936	10,292	32	31,918	100,994	31.6
21st IROQUOIS	Beginning Open	262	528	21	198	183	0	1,192	10,759	11.1
	New Filed	131	129	42	59	45	0	406	3,248	12.5
	Reinstated	0	0	0	0	0	0	0	1	0.0
	Closed	112	105	22	51	39	0	329	3,320	9.9
	Ending Open	274	545	41	203	189	0	1,252	10,424	12.0
21st KANKAKEE	Beginning Open	2,330	2,105	209	2,499	1,354	0	8,497	33,752	25.2
	New Filed	889	618	211	308	323	0	2,349	16,731	14.0
	Reinstated	0	0	0	0	0	0	0	0	0.0
	Closed	776	720	119	403	286	0	2,304	15,685	14.7
	Ending Open	2,443	2,003	301	2,404	1,391	0	8,542	34,798	24.5

\* TOTAL OF ALL CASES IN ALL CATEGORIES: CIVIL, FAMILY, CRIMINAL, CONSERVATION & TRAFFIC, JUVENILE, AND OTHER

Note: Due to changes in Lake County's case management system, there are noticeable differences in the number of open cases at the end of 2023 when compared to prior years.

# CRIMINAL CASELOAD CONTINUED

CIRCUIT / COUNTY		CRIMINAL FELONY	CRIMINAL MISDEMEANOR	DOMESTIC VIOLENCE	DRIVING UNDER INFLUENCE	ORDINANCE VIOLATION	QUASI-CRIMINAL	TOTAL CRIMINAL CASES	TOTAL ALL CASES*	CRIMINAL CASES AS % OF ALL CASES
21st CIRCUIT TOTAL	Beginning Open	2,592	2,633	230	2,697	1,537	0	9,689	44,511	21.8
	New Filed	1,020	747	253	367	368	0	2,755	19,979	13.8
	Reinstated	0	0	0	0	0	0	0	1	0.0
	Closed	888	825	141	454	325	0	2,633	19,005	13.9
	Ending Open	2,717	2,548	342	2,607	1,580	0	9,794	45,222	21.7
22nd MCHENRY	Beginning Open	1,495	992	361	673	336	3	3,860	14,545	26.5
	New Filed	1,221	893	500	699	1,226	20	4,559	43,131	10.6
	Reinstated	21	25	1	9	11	0	67	1,072	6.3
	Closed	988	1,019	405	773	1,315	18	4,518	43,546	10.4
	Ending Open	1,775	901	458	613	260	5	4,012	15,420	26.0
22nd CIRCUIT TOTAL	Beginning Open	1,495	992	361	673	336	3	3,860	14,545	26.5
	New Filed	1,221	893	500	699	1,226	20	4,559	43,131	10.6
	Reinstated	21	25	1	9	11	0	67	1,072	6.3
	Closed	988	1,019	405	773	1,315	18	4,518	43,546	10.4
	Ending Open	1,775	901	458	613	260	5	4,012	15,420	26.0
23rd DEKALB	Beginning Open	1,230	1,387	206	452	11	1	3,287	10,249	32.1
	New Filed	717	768	268	260	10	3	2,026	12,894	15.7
	Reinstated	4	8	0	0	0	0	12	101	11.9
	Closed	962	1,423	259	349	17	4	3,014	14,599	20.6
	Ending Open	1,099	1,099	221	369	8	1	2,797	8,924	31.3
23rd KENDALL	Beginning Open	765	718	115	375	61	0	2,034	8,685	23.4
	New Filed	506	380	188	254	11	0	1,339	12,064	11.1
	Reinstated	3	2	0	1	0	0	6	170	3.5
	Closed	518	515	154	271	13	0	1,471	12,803	11.5
	Ending Open	779	657	150	369	61	0	2,016	8,949	22.5
23rd CIRCUIT TOTAL	Beginning Open	1,995	2,105	321	827	72	1	5,321	18,934	28.1
	New Filed	1,223	1,148	456	514	21	3	3,365	24,958	13.5
	Reinstated	7	10	0	1	0	0	18	271	6.6
	Closed	1,480	1,938	413	620	30	4	4,485	27,402	16.4
	Ending Open	1,878	1,756	371	738	69	1	4,813	17,873	26.9
24th MONROE	Beginning Open	355	191	15	81	49	3	694	2,519	27.6
	New Filed	323	113	23	88	101	1	649	3,767	17.2
	Reinstated	0	0	0	0	0	0	0	6	0.0
	Closed	273	100	25	85	86	0	569	3,576	15.9
	Ending Open	407	206	13	84	59	1	770	2,678	28.8

\* TOTAL OF ALL CASES IN ALL CATEGORIES: CIVIL, FAMILY, CRIMINAL, CONSERVATION & TRAFFIC, JUVENILE, AND OTHER

# CRIMINAL CASELOAD CONTINUED

CIRCUIT / COUNTY		CRIMINAL FELONY	CRIMINAL MISDEMEANOR	DOMESTIC VIOLENCE	DRIVING UNDER INFLUENCE	ORDINANCE VIOLATION	QUASI-CRIMINAL	TOTAL CRIMINAL CASES	TOTAL ALL CASES*	CRIMINAL CASES AS % OF ALL CASES
24th PERRY	Beginning Open	167	74	7	40	34	0	322	3,132	10.3
	New Filed	138	122	19	40	125	0	444	2,135	20.8
	Reinstated	0	0	0	0	0	0	0	0	0.0
	Closed	141	106	20	33	120	0	420	1,817	23.1
	Ending Open	167	89	6	47	39	0	348	3,416	10.2
24th RANDOLPH	Beginning Open	282	157	15	56	98	0	608	2,706	22.5
	New Filed	413	224	51	65	170	1	924	4,130	22.4
	Reinstated	0	0	0	0	0	0	0	0	0.0
	Closed	247	184	43	55	171	0	700	3,976	17.6
	Ending Open	396	181	22	66	95	1	761	2,439	31.2
24th WASHINGTON	Beginning Open	118	81	5	36	10	0	250	2,772	9.0
	New Filed	122	75	8	19	24	0	248	1,299	19.1
	Reinstated	0	0	0	0	0	0	0	0	0.0
	Closed	91	89	10	26	12	0	228	1,192	19.1
	Ending Open	149	67	3	29	22	0	270	2,779	9.7
24th CIRCUIT TOTAL	Beginning Open	922	503	42	213	191	3	1,874	11,129	16.8
	New Filed	996	534	101	212	420	2	2,265	11,331	20.0
	Reinstated	0	0	0	0	0	0	0	6	0.0
	Closed	752	479	98	199	389	0	1,917	10,561	18.2
	Ending Open	1,119	543	44	226	215	2	2,149	11,312	19.0
DOWNSSTATE TOTAL	Beginning Open	79,194	90,226	7,925	40,876	38,173	82	256,476	1,412,664	18.2
	New Filed	50,249	35,327	11,043	18,801	24,201	281	139,902	1,014,227	13.8
	Reinstated	998	669	77	529	275	4	2,552	15,647	16.3
	Closed	50,864	39,907	9,744	20,045	24,049	238	144,847	1,026,756	14.1
	Ending Open	111,952	115,660	9,395	56,577	76,192	131	369,907	1,926,132	19.2
COOK	Beginning Open	23,731	14,893	5,341	13,735	125	0	57,825	302,613	19.1
	New Filed	16,188	51,350	9,643	3,346	35	0	80,562	491,625	16.4
	Reinstated	12	117	20	172	0	0	321	4,607	7.0
	Closed	12,383	40,660	8,601	340	0	0	61,984	300,467	20.6
	Ending Open	27,548	25,700	6,403	16,913	160	0	76,724	498,378	15.4
STATE TOTAL	Beginning Open	102,925	105,119	13,266	54,611	38,298	82	314,301	1,715,277	18.3
	New Filed	66,437	86,677	20,686	22,147	24,236	281	220,464	1,505,852	14.6
	Reinstated	1,010	786	97	701	275	4	2,873	20,254	14.2
	Closed	63,247	80,567	18,345	20,385	24,049	238	206,831	1,327,223	15.6
	Ending Open	139,500	141,360	15,798	73,490	76,352	131	446,631	2,424,510	18.4

\* TOTAL OF ALL CASES IN ALL CATEGORIES: CIVIL, FAMILY, CRIMINAL, CONSERVATION & TRAFFIC, JUVENILE, AND OTHER

Note: Due to changes in Cook County's case management system, there are variances in the number of cases being reported as open on January 1, 2023, when compared to the number of cases reported as open on December 31, 2022. There will also be noticeable differences in the number of cases filed and closed in 2023 when compared to prior years.

# CONSERVATION & TRAFFIC CASELOAD STATISTICS BY COUNTY

## CIRCUIT COURTS - CALENDAR YEAR 2023

CIRCUIT / COUNTY		CONSERVATION	MAJOR TRAFFIC	MINOR TRAFFIC	TOTAL CONSERVATION & TRAFFIC CASES	TOTAL ALL CASES*	ALL CONSERVATION & TRAFFIC CASES AS % OF ALL CASES
1st ALEXANDER	Beginning Open	212	76	30,101	30,389	37,000	82.1
	New Filed	33	198	1,471	1,702	2,086	81.6
	Reinstated	0	0	0	0	0	0.0
	Closed	38	155	2,382	2,575	2,960	87.0
	Ending Open	206	116	28,676	28,998	35,569	81.5
1st JACKSON	Beginning Open	11	244	382	637	3,593	17.7
	New Filed	34	891	2,631	3,556	8,114	43.8
	Reinstated	0	0	0	0	25	0.0
	Closed	35	684	2,658	3,377	7,478	45.2
	Ending Open	10	436	343	789	4,074	19.4
1st JOHNSON	Beginning Open	35	96	6,959	7,090	8,098	87.6
	New Filed	17	181	1,729	1,927	2,538	75.9
	Reinstated	0	0	0	0	1	0.0
	Closed	19	165	3,345	3,529	4,234	83.3
	Ending Open	33	112	5,303	5,448	6,340	85.9
1st MASSAC	Beginning Open	13	203	2,640	2,856	5,897	48.4
	New Filed	29	362	2,991	3,382	4,297	78.7
	Reinstated	0	0	0	0	0	0.0
	Closed	19	347	3,241	3,607	4,499	80.2
	Ending Open	23	216	2,376	2,615	5,675	46.1
1st POPE	Beginning Open	23	18	258	299	727	41.1
	New Filed	13	42	268	323	488	66.2
	Reinstated	0	0	0	0	0	0.0
	Closed	18	41	433	492	667	73.8
	Ending Open	18	18	89	125	519	24.1
1st PULASKI	Beginning Open	60	269	58,766	59,095	62,250	94.9
	New Filed	7	856	3,934	4,797	5,150	93.1
	Reinstated	0	0	0	0	0	0.0
	Closed	4	943	4,179	5,126	5,500	93.2
	Ending Open	63	181	58,494	58,738	61,471	95.6

\* TOTAL OF ALL CASES IN ALL CATEGORIES: CIVIL, FAMILY, CRIMINAL, CONSERVATION & TRAFFIC, JUVENILE, AND OTHER

# CONSERVATION & TRAFFIC CASELOAD CONTINUED

CIRCUIT / COUNTY		CONSERVATION	MAJOR TRAFFIC	MINOR TRAFFIC	TOTAL CONSERVATION & TRAFFIC CASES	TOTAL ALL CASES*	ALL CONSERVATION & TRAFFIC CASES AS % OF ALL CASES
1st SALINE	Beginning Open	14	242	979	1,235	3,711	33.3
	New Filed	36	291	956	1,283	3,253	39.4
	Reinstated	0	0	0	0	1	0.0
	Closed	40	267	1,501	1,808	4,496	40.2
	Ending Open	8	260	294	562	2,258	24.9
1st UNION	Beginning Open	14	148	447	609	1,714	35.5
	New Filed	28	287	944	1,259	2,321	54.2
	Reinstated	0	0	0	0	0	0.0
	Closed	31	323	1,203	1,557	2,798	55.6
	Ending Open	11	110	184	305	1,166	26.2
1st WILLIAMSON	Beginning Open	17	884	2,412	3,313	7,695	43.1
	New Filed	32	1,899	11,014	12,945	18,502	70.0
	Reinstated	0	0	0	0	20	0.0
	Closed	33	1,388	11,921	13,342	19,248	69.3
	Ending Open	16	1,374	1,447	2,837	6,493	43.7
1st CIRCUIT TOTAL	Beginning Open	399	2,180	102,944	105,523	130,685	80.7
	New Filed	229	5,007	25,938	31,174	46,749	66.7
	Reinstated	0	0	0	0	47	0.0
	Closed	237	4,313	30,863	35,413	51,880	68.3
	Ending Open	388	2,823	97,206	100,417	123,565	81.3
2nd CRAWFORD	Beginning Open	19	65	714	798	3,599	22.2
	New Filed	8	210	347	565	1,867	30.3
	Reinstated	0	0	0	0	4	0.0
	Closed	10	188	375	573	1,867	30.7
	Ending Open	17	85	683	785	3,643	21.5
2nd EDWARDS	Beginning Open	0	13	125	138	493	28.0
	New Filed	5	62	271	338	675	50.1
	Reinstated	0	0	0	0	0	0.0
	Closed	4	40	302	346	679	51.0
	Ending Open	1	35	85	121	459	26.4

\* TOTAL OF ALL CASES IN ALL CATEGORIES: CIVIL, FAMILY, CRIMINAL, CONSERVATION & TRAFFIC, JUVENILE, AND OTHER

# CONSERVATION & TRAFFIC CASELOAD CONTINUED

CIRCUIT / COUNTY		CONSERVATION	MAJOR TRAFFIC	MINOR TRAFFIC	TOTAL CONSERVATION & TRAFFIC CASES	TOTAL ALL CASES*	ALL CONSERVATION & TRAFFIC CASES AS % OF ALL CASES
2nd FRANKLIN	Beginning Open	115	375	3,886	4,376	8,212	53.3
	New Filed	47	725	2,025	2,797	5,965	46.9
	Reinstated	0	0	0	0	0	0.0
	Closed	99	511	2,395	3,005	5,826	51.6
	Ending Open	19	585	3,268	3,872	7,711	50.2
2nd GALLATIN	Beginning Open	8	29	228	265	1,533	17.3
	New Filed	8	80	255	343	699	49.1
	Reinstated	0	0	0	0	0	0.0
	Closed	7	68	218	293	601	48.8
	Ending Open	8	37	255	300	1,608	18.7
2nd HAMILTON	Beginning Open	18	47	257	322	805	40.0
	New Filed	51	212	695	958	1,458	65.7
	Reinstated	0	0	0	0	1	0.0
	Closed	61	182	659	902	1,406	64.2
	Ending Open	7	76	285	368	795	46.3
2nd HARDIN	Beginning Open	2	20	30	52	228	22.8
	New Filed	6	34	91	131	300	43.7
	Reinstated	0	0	0	0	0	0.0
	Closed	6	45	108	159	346	46.0
	Ending Open	2	6	8	16	136	11.8
2nd JEFFERSON	Beginning Open	27	294	2,484	2,805	10,793	26.0
	New Filed	42	633	1,460	2,135	4,762	44.8
	Reinstated	0	0	0	0	21	0.0
	Closed	35	503	1,558	2,096	4,587	45.7
	Ending Open	34	411	2,359	2,804	11,071	25.3
2nd LAWRENCE	Beginning Open	47	18	754	819	2,743	29.9
	New Filed	12	161	517	690	1,769	39.0
	Reinstated	0	0	0	0	0	0.0
	Closed	12	122	791	925	1,817	50.9
	Ending Open	47	53	545	645	2,749	23.5

\* TOTAL OF ALL CASES IN ALL CATEGORIES: CIVIL, FAMILY, CRIMINAL, CONSERVATION & TRAFFIC, JUVENILE, AND OTHER

# CONSERVATION & TRAFFIC CASELOAD CONTINUED

CIRCUIT / COUNTY		CONSERVATION	MAJOR TRAFFIC	MINOR TRAFFIC	TOTAL CONSERVATION & TRAFFIC CASES	TOTAL ALL CASES*	ALL CONSERVATION & TRAFFIC CASES AS % OF ALL CASES
2nd RICHLAND	Beginning Open	5	94	198	297	1,431	20.8
	New Filed	6	176	567	749	2,087	35.9
	Reinstated	0	0	0	0	0	0.0
	Closed	10	185	586	781	1,988	39.3
	Ending Open	1	86	175	262	1,504	17.4
2nd WABASH	Beginning Open	3	42	622	667	2,712	24.6
	New Filed	6	178	466	650	1,319	49.3
	Reinstated	0	0	0	0	0	0.0
	Closed	6	155	477	638	1,168	54.6
	Ending Open	3	65	610	678	2,862	23.7
2nd WAYNE	Beginning Open	23	102	3,223	3,348	4,924	68.0
	New Filed	27	167	816	1,010	1,954	51.7
	Reinstated	0	0	0	0	0	0.0
	Closed	19	159	921	1,099	2,020	54.4
	Ending Open	31	109	3,112	3,252	4,791	67.9
2nd WHITE	Beginning Open	64	73	5,233	5,370	6,551	82.0
	New Filed	9	230	917	1,156	2,283	50.6
	Reinstated	0	0	0	0	0	0.0
	Closed	16	222	934	1,172	2,181	53.7
	Ending Open	32	80	3,548	3,660	4,881	75.0
2nd CIRCUIT TOTAL	Beginning Open	331	1,172	17,754	19,257	44,024	43.7
	New Filed	227	2,868	8,427	11,522	25,138	45.8
	Reinstated	0	0	0	0	26	0.0
	Closed	285	2,380	9,324	11,989	24,486	49.0
	Ending Open	202	1,628	14,933	16,763	42,210	39.7
3rd BOND	Beginning Open	19	22	4,822	4,863	10,766	45.2
	New Filed	27	95	297	419	1,239	33.8
	Reinstated	0	0	0	0	0	0.0
	Closed	24	91	360	475	1,200	39.6
	Ending Open	22	26	4,755	4,803	10,216	47.0

\* TOTAL OF ALL CASES IN ALL CATEGORIES: CIVIL, FAMILY, CRIMINAL, CONSERVATION & TRAFFIC, JUVENILE, AND OTHER

# CONSERVATION & TRAFFIC CASELOAD CONTINUED

CIRCUIT / COUNTY		CONSERVATION	MAJOR TRAFFIC	MINOR TRAFFIC	TOTAL CONSERVATION & TRAFFIC CASES	TOTAL ALL CASES*	ALL CONSERVATION & TRAFFIC CASES AS % OF ALL CASES
3rd MADISON	Beginning Open	58	1,893	20,763	22,714	59,374	38.3
	New Filed	124	4,064	17,165	21,353	45,207	47.2
	Reinstated	0	0	2	2	229	0.9
	Closed	104	2,564	19,548	22,216	51,845	42.9
	Ending Open	79	3,398	18,431	21,908	53,169	41.2
3rd CIRCUIT TOTAL	Beginning Open	77	1,915	25,585	27,577	70,140	39.3
	New Filed	151	4,159	17,462	21,772	46,446	46.9
	Reinstated	0	0	2	2	229	0.9
	Closed	128	2,655	19,908	22,691	53,045	42.8
	Ending Open	101	3,424	23,186	26,711	63,385	42.1
4th CHRISTIAN	Beginning Open	18	230	1,508	1,756	4,438	39.6
	New Filed	25	329	1,028	1,382	3,559	38.8
	Reinstated	0	0	0	0	4	0.0
	Closed	19	311	1,388	1,718	4,028	42.7
	Ending Open	24	242	1,136	1,402	3,982	35.2
4th CLAY	Beginning Open	4	49	159	212	961	22.1
	New Filed	14	95	456	565	1,469	38.5
	Reinstated	0	0	0	0	0	0.0
	Closed	15	98	451	564	1,373	41.1
	Ending Open	3	40	145	188	924	20.3
4th CLINTON	Beginning Open	22	101	1,079	1,202	3,428	35.1
	New Filed	60	351	1,030	1,441	2,851	50.5
	Reinstated	0	0	0	0	0	0.0
	Closed	63	327	1,066	1,456	2,653	54.9
	Ending Open	19	123	1,034	1,176	3,641	32.3
4th EFFINGHAM	Beginning Open	7	314	6,703	7,024	9,578	73.3
	New Filed	10	588	2,355	2,953	5,159	57.2
	Reinstated	0	0	0	0	14	0.0
	Closed	8	448	2,490	2,946	5,135	57.4
	Ending Open	10	447	6,544	7,001	9,511	73.6

\* TOTAL OF ALL CASES IN ALL CATEGORIES: CIVIL, FAMILY, CRIMINAL, CONSERVATION & TRAFFIC, JUVENILE, AND OTHER



# CONSERVATION & TRAFFIC CASELOAD CONTINUED

CIRCUIT / COUNTY		CONSERVATION	MAJOR TRAFFIC	MINOR TRAFFIC	TOTAL CONSERVATION & TRAFFIC CASES	TOTAL ALL CASES*	ALL CONSERVATION & TRAFFIC CASES AS % OF ALL CASES
4th FAYETTE	Beginning Open	31	170	2,328	2,529	5,166	49.0
	New Filed	62	360	2,143	2,565	4,226	60.7
	Reinstated	0	0	0	0	1	0.0
	Closed	67	285	2,459	2,811	4,556	61.7
	Ending Open	26	243	1,970	2,239	4,620	48.5
4th JASPER	Beginning Open	8	36	342	386	1,075	35.9
	New Filed	37	143	330	510	1,022	49.9
	Reinstated	0	0	0	0	1	0.0
	Closed	39	121	344	504	969	52.0
	Ending Open	6	57	327	390	1,124	34.7
4th MARION	Beginning Open	16	322	1,500	1,838	4,369	42.1
	New Filed	45	695	2,450	3,190	6,195	51.5
	Reinstated	0	0	0	0	24	0.0
	Closed	42	587	2,563	3,192	6,130	52.1
	Ending Open	19	428	1,287	1,734	3,950	43.9
4th MONTGOMERY	Beginning Open	7	467	4,952	5,426	7,723	70.3
	New Filed	59	704	3,050	3,813	5,698	66.9
	Reinstated	0	0	0	0	12	0.0
	Closed	50	647	3,519	4,216	6,323	66.7
	Ending Open	16	515	4,474	5,005	7,022	71.3
4th SHELBY	Beginning Open	2	57	276	335	1,403	23.9
	New Filed	35	191	453	679	1,609	42.2
	Reinstated	0	0	0	0	1	0.0
	Closed	34	166	496	696	1,612	43.2
	Ending Open	1	82	233	316	1,390	22.7
4th CIRCUIT TOTAL	Beginning Open	115	1,746	18,847	20,708	38,141	54.3
	New Filed	347	3,456	13,295	17,098	31,788	53.8
	Reinstated	0	0	0	0	57	0.0
	Closed	337	2,990	14,776	18,103	32,779	55.2
	Ending Open	124	2,177	17,150	19,451	36,164	53.8

\* TOTAL OF ALL CASES IN ALL CATEGORIES: CIVIL, FAMILY, CRIMINAL, CONSERVATION & TRAFFIC, JUVENILE, AND OTHER

# CONSERVATION & TRAFFIC CASELOAD CONTINUED

CIRCUIT / COUNTY		CONSERVATION	MAJOR TRAFFIC	MINOR TRAFFIC	TOTAL CONSERVATION & TRAFFIC CASES	TOTAL ALL CASES*	ALL CONSERVATION & TRAFFIC CASES AS % OF ALL CASES
5th CLARK	Beginning Open	10	151	1,962	2,123	3,735	56.8
	New Filed	30	246	849	1,125	2,010	56.0
	Reinstated	0	0	0	0	5	0.0
	Closed	20	237	872	1,129	1,888	59.8
	Ending Open	19	159	1,921	2,099	3,688	56.9
5th COLES	Beginning Open	52	385	3,554	3,991	23,267	17.2
	New Filed	12	753	2,714	3,479	7,546	46.1
	Reinstated	0	0	0	0	0	0.0
	Closed	18	554	2,810	3,382	6,226	54.3
	Ending Open	38	556	3,381	3,975	20,417	19.5
5th CUMBERLAND	Beginning Open	10	129	2,292	2,431	4,972	48.9
	New Filed	5	238	837	1,080	1,640	65.9
	Reinstated	0	0	0	0	0	0.0
	Closed	4	184	834	1,022	1,430	71.5
	Ending Open	11	183	2,285	2,479	4,976	49.8
5th EDGAR	Beginning Open	2	151	810	963	4,370	22.0
	New Filed	15	340	1,015	1,370	2,589	52.9
	Reinstated	0	0	0	0	0	0.0
	Closed	14	272	1,067	1,353	2,327	58.1
	Ending Open	3	211	736	950	4,382	21.7
5th VERMILION	Beginning Open	102	740	8,039	8,881	22,098	40.2
	New Filed	42	1,369	3,961	5,372	12,126	44.3
	Reinstated	0	10	88	98	103	95.1
	Closed	43	943	4,238	5,224	10,383	50.3
	Ending Open	95	1,163	7,588	8,846	23,329	37.9
5th CIRCUIT TOTAL	Beginning Open	176	1,556	16,657	18,389	58,442	31.5
	New Filed	104	2,946	9,376	12,426	25,911	48.0
	Reinstated	0	10	88	98	108	90.7
	Closed	99	2,190	9,821	12,110	22,254	54.4
	Ending Open	166	2,272	15,911	18,349	56,792	32.3

\* TOTAL OF ALL CASES IN ALL CATEGORIES: CIVIL, FAMILY, CRIMINAL, CONSERVATION & TRAFFIC, JUVENILE, AND OTHER

# CONSERVATION & TRAFFIC CASELOAD CONTINUED

CIRCUIT / COUNTY		CONSERVATION	MAJOR TRAFFIC	MINOR TRAFFIC	TOTAL CONSERVATION & TRAFFIC CASES	TOTAL ALL CASES*	ALL CONSERVATION & TRAFFIC CASES AS % OF ALL CASES
6th CHAMPAIGN	Beginning Open	29	1,051	129,487	130,567	192,006	68.0
	New Filed	5	2,543	11,244	13,792	25,380	54.3
	Reinstated	0	20	118	138	256	53.9
	Closed	10	2,347	11,360	13,717	24,977	54.9
	Ending Open	26	1,241	129,357	130,624	194,528	67.1
6th DEWITT	Beginning Open	36	74	513	623	2,884	21.6
	New Filed	70	303	765	1,138	2,113	53.9
	Reinstated	0	0	0	0	0	0.0
	Closed	64	256	754	1,074	1,800	59.7
	Ending Open	40	114	520	674	3,160	21.3
6th DOUGLAS	Beginning Open	4	142	1,935	2,081	2,981	69.8
	New Filed	15	564	799	1,378	2,527	54.5
	Reinstated	0	0	0	0	1	0.0
	Closed	12	389	902	1,303	2,234	58.3
	Ending Open	7	315	1,818	2,140	3,231	66.2
6th MACON	Beginning Open	8	488	3,765	4,261	16,151	26.4
	New Filed	8	1,626	6,248	7,882	17,760	44.4
	Reinstated	0	0	0	0	1	0.0
	Closed	15	1,578	6,470	8,063	16,568	48.7
	Ending Open	1	533	3,360	3,894	14,963	26.0
6th MOULTRIE	Beginning Open	5	54	275	334	938	35.6
	New Filed	16	152	344	512	1,160	44.1
	Reinstated	0	0	0	0	5	0.0
	Closed	13	134	381	528	1,161	45.5
	Ending Open	6	72	234	312	839	37.2
6th PIATT	Beginning Open	4	44	776	824	2,995	27.5
	New Filed	2	156	508	666	1,314	50.7
	Reinstated	0	0	0	0	0	0.0
	Closed	0	149	566	715	1,244	57.5
	Ending Open	6	49	657	712	3,182	22.4

\* TOTAL OF ALL CASES IN ALL CATEGORIES: CIVIL, FAMILY, CRIMINAL, CONSERVATION & TRAFFIC, JUVENILE, AND OTHER

# CONSERVATION & TRAFFIC CASELOAD CONTINUED

CIRCUIT / COUNTY		CONSERVATION	MAJOR TRAFFIC	MINOR TRAFFIC	TOTAL CONSERVATION & TRAFFIC CASES	TOTAL ALL CASES*	ALL CONSERVATION & TRAFFIC CASES AS % OF ALL CASES
6th CIRCUIT TOTAL	Beginning Open	86	1,853	136,751	138,690	217,955	63.6
	New Filed	116	5,344	19,908	25,368	50,254	50.5
	Reinstated	0	20	118	138	263	52.5
	Closed	114	4,853	20,433	25,400	47,984	52.9
	Ending Open	86	2,324	135,946	138,356	219,903	62.9
7th GREENE	Beginning Open	1	42	326	369	814	45.3
	New Filed	6	147	357	510	1,316	38.8
	Reinstated	0	0	1	1	5	20.0
	Closed	5	143	498	646	1,493	43.3
	Ending Open	2	45	179	226	640	35.3
7th JERSEY	Beginning Open	16	151	1,688	1,855	3,920	47.3
	New Filed	25	421	813	1,259	2,735	46.0
	Reinstated	0	0	0	0	0	0.0
	Closed	24	402	1,052	1,478	2,890	51.1
	Ending Open	10	165	1,418	1,593	4,053	39.3
7th MACOUPIN	Beginning Open	25	372	4,902	5,299	10,394	51.0
	New Filed	13	672	2,104	2,789	5,364	52.0
	Reinstated	0	0	0	0	5	0.0
	Closed	19	518	2,426	2,963	5,372	55.2
	Ending Open	19	525	4,512	5,056	10,190	49.6
7th MORGAN	Beginning Open	3	135	380	518	1,957	26.5
	New Filed	10	431	1,273	1,714	3,841	44.6
	Reinstated	0	0	0	0	1	0.0
	Closed	10	372	1,298	1,680	3,546	47.4
	Ending Open	3	194	354	551	2,241	24.6
7th SANGAMON	Beginning Open	62	1,409	21,028	22,499	75,932	29.6
	New Filed	42	4,135	16,879	21,056	37,739	55.8
	Reinstated	0	0	0	0	1	0.0
	Closed	33	3,336	16,844	20,213	34,438	58.7
	Ending Open	71	2,305	20,916	23,292	80,479	28.9

\* TOTAL OF ALL CASES IN ALL CATEGORIES: CIVIL, FAMILY, CRIMINAL, CONSERVATION & TRAFFIC, JUVENILE, AND OTHER

# CONSERVATION & TRAFFIC CASELOAD CONTINUED

CIRCUIT / COUNTY		CONSERVATION	MAJOR TRAFFIC	MINOR TRAFFIC	TOTAL CONSERVATION & TRAFFIC CASES	TOTAL ALL CASES*	ALL CONSERVATION & TRAFFIC CASES AS % OF ALL CASES
7th SCOTT	Beginning Open	2	47	563	612	1,596	38.3
	New Filed	2	100	812	914	1,156	79.1
	Reinstated	0	0	0	0	0	0.0
	Closed	2	74	860	936	1,107	84.6
	Ending Open	2	72	510	584	1,633	35.8
7th CIRCUIT TOTAL	Beginning Open	109	2,156	28,887	31,152	94,613	32.9
	New Filed	98	5,906	22,238	28,242	52,151	54.2
	Reinstated	0	0	1	1	12	8.3
	Closed	93	4,845	22,978	27,916	48,846	57.2
	Ending Open	107	3,306	27,889	31,302	99,236	31.5
8th ADAMS	Beginning Open	10	377	1,251	1,638	6,001	27.3
	New Filed	5	772	4,109	4,886	9,926	49.2
	Reinstated	0	0	0	0	2	0.0
	Closed	9	685	4,270	4,964	9,762	50.9
	Ending Open	6	462	1,080	1,548	6,004	25.8
8th BROWN	Beginning Open	7	32	265	304	817	37.2
	New Filed	9	64	546	619	874	70.8
	Reinstated	0	0	0	0	0	0.0
	Closed	15	62	571	648	885	73.2
	Ending Open	1	34	235	270	795	34.0
8th CALHOUN	Beginning Open	17	13	197	227	491	46.2
	New Filed	13	28	103	144	365	39.5
	Reinstated	0	0	0	0	0	0.0
	Closed	22	31	128	181	407	44.5
	Ending Open	8	10	156	174	422	41.2
8th CASS	Beginning Open	20	82	769	871	1,666	52.3
	New Filed	27	256	772	1,055	1,748	60.4
	Reinstated	0	0	0	0	6	0.0
	Closed	32	200	780	1,012	1,763	57.4
	Ending Open	15	137	760	912	1,622	56.2

\* TOTAL OF ALL CASES IN ALL CATEGORIES: CIVIL, FAMILY, CRIMINAL, CONSERVATION & TRAFFIC, JUVENILE, AND OTHER

# CONSERVATION & TRAFFIC CASELOAD CONTINUED

CIRCUIT / COUNTY		CONSERVATION	MAJOR TRAFFIC	MINOR TRAFFIC	TOTAL CONSERVATION & TRAFFIC CASES	TOTAL ALL CASES*	ALL CONSERVATION & TRAFFIC CASES AS % OF ALL CASES
8th MASON	Beginning Open	47	69	1,666	1,782	3,872	46.0
	New Filed	25	128	968	1,121	1,966	57.0
	Reinstated	0	0	0	0	0	0.0
	Closed	39	113	933	1,085	1,791	60.6
	Ending Open	32	78	1,667	1,777	3,912	45.4
8th MENARD	Beginning Open	2	46	311	359	855	42.0
	New Filed	14	142	557	713	1,272	56.1
	Reinstated	0	0	0	0	1	0.0
	Closed	8	77	399	484	909	53.2
	Ending Open	8	110	467	585	1,214	48.2
8th PIKE	Beginning Open	92	112	2,834	3,038	5,989	50.7
	New Filed	40	282	795	1,117	2,072	53.9
	Reinstated	0	0	0	0	3	0.0
	Closed	35	226	885	1,146	2,108	54.4
	Ending Open	97	167	2,744	3,008	5,506	54.6
8th SCHUYLER	Beginning Open	12	44	787	843	1,412	59.7
	New Filed	19	91	453	563	971	58.0
	Reinstated	0	0	0	0	7	0.0
	Closed	8	65	454	527	861	61.2
	Ending Open	23	68	782	873	1,523	57.3
8th CIRCUIT TOTAL	Beginning Open	207	775	8,080	9,062	21,103	42.9
	New Filed	152	1,763	8,303	10,218	19,194	53.2
	Reinstated	0	0	0	0	19	0.0
	Closed	168	1,459	8,420	10,047	18,486	54.3
	Ending Open	190	1,066	7,891	9,147	20,998	43.6
9th FULTON	Beginning Open	24	173	1,134	1,331	4,992	26.7
	New Filed	52	391	1,172	1,615	3,893	41.5
	Reinstated	0	0	0	0	0	0.0
	Closed	55	343	1,359	1,757	4,042	43.5
	Ending Open	21	216	924	1,161	4,839	24.0

\* TOTAL OF ALL CASES IN ALL CATEGORIES: CIVIL, FAMILY, CRIMINAL, CONSERVATION & TRAFFIC, JUVENILE, AND OTHER

# CONSERVATION & TRAFFIC CASELOAD CONTINUED

CIRCUIT / COUNTY		CONSERVATION	MAJOR TRAFFIC	MINOR TRAFFIC	TOTAL CONSERVATION & TRAFFIC CASES	TOTAL ALL CASES*	ALL CONSERVATION & TRAFFIC CASES AS % OF ALL CASES
9th HANCOCK	Beginning Open	40	0	1,141	1,181	3,462	34.1
	New Filed	25	171	592	788	1,811	43.5
	Reinstated	0	0	0	0	2	0.0
	Closed	21	80	677	778	1,349	57.7
	Ending Open	42	89	1,267	1,398	4,512	31.0
9th HENDERSON	Beginning Open	9	91	777	877	1,666	52.6
	New Filed	22	175	977	1,174	1,527	76.9
	Reinstated	0	0	0	0	0	0.0
	Closed	20	151	1,095	1,266	1,628	77.8
	Ending Open	11	117	796	924	1,694	54.5
9th KNOX	Beginning Open	6	366	6,555	6,927	13,813	50.1
	New Filed	42	1,000	2,626	3,668	7,373	49.7
	Reinstated	0	0	0	0	0	0.0
	Closed	36	683	2,471	3,190	6,312	50.5
	Ending Open	11	666	6,668	7,345	14,765	49.7
9th MCDONOUGH	Beginning Open	2	115	808	925	4,536	20.4
	New Filed	34	327	1,153	1,514	3,510	43.1
	Reinstated	0	0	0	0	1	0.0
	Closed	28	280	1,174	1,482	3,167	46.8
	Ending Open	7	162	761	930	5,073	18.3
9th WARREN	Beginning Open	5	71	816	892	2,258	39.5
	New Filed	6	221	819	1,046	2,271	46.1
	Reinstated	0	0	0	0	3	0.0
	Closed	5	169	869	1,043	2,138	48.8
	Ending Open	6	121	1,089	1,216	2,607	46.6
9th CIRCUIT TOTAL	Beginning Open	86	816	11,231	12,133	30,727	39.5
	New Filed	181	2,285	7,339	9,805	20,385	48.1
	Reinstated	0	0	0	0	6	0.0
	Closed	165	1,706	7,645	9,516	18,636	51.1
	Ending Open	98	1,371	11,505	12,974	33,490	38.7

\* TOTAL OF ALL CASES IN ALL CATEGORIES: CIVIL, FAMILY, CRIMINAL, CONSERVATION & TRAFFIC, JUVENILE, AND OTHER

# CONSERVATION & TRAFFIC CASELOAD CONTINUED

CIRCUIT / COUNTY		CONSERVATION	MAJOR TRAFFIC	MINOR TRAFFIC	TOTAL CONSERVATION & TRAFFIC CASES	TOTAL ALL CASES*	ALL CONSERVATION & TRAFFIC CASES AS % OF ALL CASES
10th MARSHALL	Beginning Open	1	53	520	574	997	57.6
	New Filed	23	167	283	473	1,087	43.5
	Reinstated	0	0	0	0	2	0.0
	Closed	20	143	390	553	1,205	45.9
	Ending Open	3	77	397	477	855	55.8
10th PEORIA	Beginning Open	19	1,097	22,360	23,476	36,868	63.7
	New Filed	35	3,131	9,081	12,247	26,314	46.5
	Reinstated	0	0	0	0	16	0.0
	Closed	34	2,195	8,132	10,361	23,600	43.9
	Ending Open	20	2,040	23,343	25,403	39,617	64.1
10th PUTNAM	Beginning Open	6	14	190	210	733	28.6
	New Filed	22	41	409	472	759	62.2
	Reinstated	0	0	0	0	1	0.0
	Closed	23	36	404	463	716	64.7
	Ending Open	5	19	194	218	764	28.5
10th STARK	Beginning Open	1	54	224	279	555	50.3
	New Filed	2	130	366	498	689	72.3
	Reinstated	0	0	0	0	0	0.0
	Closed	2	105	370	477	714	66.8
	Ending Open	1	79	214	294	493	59.6
10th TAZEWELL	Beginning Open	20	573	4,406	4,999	14,709	34.0
	New Filed	41	1,092	4,837	5,970	11,338	52.7
	Reinstated	0	0	94	94	94	100.0
	Closed	33	1,378	6,702	8,113	13,404	60.5
	Ending Open	21	398	2,395	2,814	12,024	23.4
10th CIRCUIT TOTAL	Beginning Open	47	1,791	27,700	29,538	53,862	54.8
	New Filed	123	4,561	14,976	19,660	40,187	48.9
	Reinstated	0	0	94	94	113	83.2
	Closed	112	3,857	15,998	19,967	39,639	50.4
	Ending Open	50	2,613	26,543	29,206	53,753	54.3

\* TOTAL OF ALL CASES IN ALL CATEGORIES: CIVIL, FAMILY, CRIMINAL, CONSERVATION & TRAFFIC, JUVENILE, AND OTHER



# CONSERVATION & TRAFFIC CASELOAD CONTINUED

CIRCUIT / COUNTY		CONSERVATION	MAJOR TRAFFIC	MINOR TRAFFIC	TOTAL CONSERVATION & TRAFFIC CASES	TOTAL ALL CASES*	ALL CONSERVATION & TRAFFIC CASES AS % OF ALL CASES
11th FORD	Beginning Open	2	58	304	364	1,419	25.7
	New Filed	4	162	502	668	1,328	50.3
	Reinstated	0	0	0	0	0	0.0
	Closed	3	132	490	625	1,262	49.5
	Ending Open	3	85	276	364	1,294	28.1
11th LIVINGSTON	Beginning Open	2	234	3,810	4,046	6,819	59.3
	New Filed	4	695	2,759	3,458	5,629	61.4
	Reinstated	0	0	0	0	2	0.0
	Closed	3	575	2,704	3,282	5,198	63.1
	Ending Open	3	348	3,852	4,203	7,051	59.6
11th LOGAN	Beginning Open	5	271	3,033	3,309	6,778	48.8
	New Filed	6	522	1,714	2,242	4,508	49.7
	Reinstated	0	0	0	0	1	0.0
	Closed	3	467	1,881	2,351	4,545	51.7
	Ending Open	8	324	2,796	3,128	6,485	48.2
11th MCLEAN	Beginning Open	8	721	4,725	5,454	13,464	40.5
	New Filed	20	2,374	13,971	16,365	26,694	61.3
	Reinstated	0	6	321	327	562	58.2
	Closed	23	1,854	15,100	16,977	26,855	63.2
	Ending Open	2	1,242	3,850	5,094	13,368	38.1
11th WOODFORD	Beginning Open	26	193	2,983	3,202	6,106	52.4
	New Filed	19	617	2,332	2,968	4,515	65.7
	Reinstated	0	0	0	0	13	0.0
	Closed	14	477	2,269	2,760	4,339	63.6
	Ending Open	31	323	3,039	3,393	6,063	56.0
11th CIRCUIT TOTAL	Beginning Open	43	1,477	14,855	16,375	34,586	47.3
	New Filed	53	4,370	21,278	25,701	42,674	60.2
	Reinstated	0	6	321	327	578	56.6
	Closed	46	3,505	22,444	25,995	42,199	61.6
	Ending Open	47	2,322	13,813	16,182	34,261	47.2

\* TOTAL OF ALL CASES IN ALL CATEGORIES: CIVIL, FAMILY, CRIMINAL, CONSERVATION & TRAFFIC, JUVENILE, AND OTHER

# CONSERVATION & TRAFFIC CASELOAD CONTINUED

CIRCUIT / COUNTY		CONSERVATION	MAJOR TRAFFIC	MINOR TRAFFIC	TOTAL CONSERVATION & TRAFFIC CASES	TOTAL ALL CASES*	ALL CONSERVATION & TRAFFIC CASES AS % OF ALL CASES
12th WILL	Beginning Open	9	4,468	46,211	50,688	79,623	63.7
	New Filed	65	10,012	46,230	56,307	89,750	62.7
	Reinstated	0	11	1,937	1,948	2,704	72.0
	Closed	70	8,411	53,193	61,674	96,685	63.8
	Ending Open	4	6,090	41,185	47,279	75,497	62.6
12th CIRCUIT TOTAL	Beginning Open	9	4,468	46,211	50,688	79,623	63.7
	New Filed	65	10,012	46,230	56,307	89,750	62.7
	Reinstated	0	11	1,937	1,948	2,704	72.0
	Closed	70	8,411	53,193	61,674	96,685	63.8
	Ending Open	4	6,090	41,185	47,279	75,497	62.6
13th BUREAU	Beginning Open	17	158	2,377	2,552	4,556	56.0
	New Filed	57	463	1,101	1,621	3,203	50.6
	Reinstated	0	0	0	0	0	0.0
	Closed	50	403	1,122	1,575	2,875	54.8
	Ending Open	22	216	2,352	2,590	4,752	54.5
13th GRUNDY	Beginning Open	1	374	964	1,339	4,113	32.6
	New Filed	28	1,028	2,094	3,150	6,628	47.5
	Reinstated	0	0	0	0	55	0.0
	Closed	26	911	2,435	3,372	7,394	45.6
	Ending Open	2	482	583	1,067	3,301	32.3
13th LASALLE	Beginning Open	11	537	6,226	6,774	10,409	65.1
	New Filed	256	1,701	7,507	9,464	16,622	56.9
	Reinstated	0	4	291	295	428	68.9
	Closed	256	1,538	8,907	10,701	17,823	60.0
	Ending Open	11	698	4,900	5,609	9,533	58.8
13th CIRCUIT TOTAL	Beginning Open	29	1,069	9,567	10,665	19,078	55.9
	New Filed	341	3,192	10,702	14,235	26,453	53.8
	Reinstated	0	4	291	295	483	61.1
	Closed	332	2,852	12,464	15,648	28,092	55.7
	Ending Open	35	1,396	7,835	9,266	17,586	52.7

\* TOTAL OF ALL CASES IN ALL CATEGORIES: CIVIL, FAMILY, CRIMINAL, CONSERVATION & TRAFFIC, JUVENILE, AND OTHER

# CONSERVATION & TRAFFIC CASELOAD CONTINUED

CIRCUIT / COUNTY		CONSERVATION	MAJOR TRAFFIC	MINOR TRAFFIC	TOTAL CONSERVATION & TRAFFIC CASES	TOTAL ALL CASES*	ALL CONSERVATION & TRAFFIC CASES AS % OF ALL CASES
14th HENRY	Beginning Open	4	343	6,888	7,235	10,197	71.0
	New Filed	13	748	2,314	3,075	5,486	56.1
	Reinstated	0	0	0	0	0	0.0
	Closed	11	604	2,967	3,582	5,792	61.8
	Ending Open	6	471	6,214	6,691	9,605	69.7
14th MERCER	Beginning Open	7	33	127	167	1,372	12.2
	New Filed	32	107	288	427	1,417	30.1
	Reinstated	0	0	0	0	0	0.0
	Closed	33	104	299	436	1,262	34.5
	Ending Open	5	36	115	156	1,478	10.6
14th ROCK ISLAND	Beginning Open	71	1,443	20,319	21,833	36,189	60.3
	New Filed	174	2,180	7,835	10,189	20,101	50.7
	Reinstated	0	1	0	1	18	5.6
	Closed	156	1,964	9,135	11,255	21,313	52.8
	Ending Open	86	1,652	18,848	20,586	34,253	60.1
14th WHITESIDE	Beginning Open	29	491	5,043	5,563	9,218	60.3
	New Filed	53	794	4,086	4,933	9,561	51.6
	Reinstated	0	0	0	0	2	0.0
	Closed	49	675	4,432	5,156	9,811	52.6
	Ending Open	33	608	4,666	5,307	8,872	59.8
14th CIRCUIT TOTAL	Beginning Open	111	2,310	32,377	34,798	56,976	61.1
	New Filed	272	3,829	14,523	18,624	36,565	50.9
	Reinstated	0	1	0	1	20	5.0
	Closed	249	3,347	16,833	20,429	38,178	53.5
	Ending Open	130	2,767	29,843	32,740	54,208	60.4
15th CARROLL	Beginning Open	70	61	875	1,006	2,231	45.1
	New Filed	34	108	517	659	1,439	45.8
	Reinstated	0	0	0	0	0	0.0
	Closed	58	107	543	708	1,414	50.1
	Ending Open	25	62	841	928	2,163	42.9

\* TOTAL OF ALL CASES IN ALL CATEGORIES: CIVIL, FAMILY, CRIMINAL, CONSERVATION & TRAFFIC, JUVENILE, AND OTHER

# CONSERVATION & TRAFFIC CASELOAD CONTINUED

CIRCUIT / COUNTY		CONSERVATION	MAJOR TRAFFIC	MINOR TRAFFIC	TOTAL CONSERVATION & TRAFFIC CASES	TOTAL ALL CASES*	ALL CONSERVATION & TRAFFIC CASES AS % OF ALL CASES
15th JO DAVIESS	Beginning Open	8	238	1,046	1,292	2,131	60.6
	New Filed	51	385	1,192	1,628	2,615	62.3
	Reinstated	0	0	0	0	0	0.0
	Closed	54	326	1,405	1,785	2,807	63.6
	Ending Open	6	293	1,035	1,334	2,164	61.6
15th LEE	Beginning Open	21	101	2,545	2,667	5,425	49.2
	New Filed	78	307	1,952	2,337	5,016	46.6
	Reinstated	0	0	0	0	7	0.0
	Closed	88	280	2,112	2,480	4,752	52.2
	Ending Open	12	127	2,393	2,532	5,361	47.2
15th OGLE	Beginning Open	58	407	6,999	7,464	10,022	74.5
	New Filed	55	1,043	3,426	4,524	6,837	66.2
	Reinstated	0	0	0	0	2	0.0
	Closed	47	1,000	3,717	4,764	7,166	66.5
	Ending Open	66	439	6,664	7,169	9,539	75.2
15th STEPHENSON	Beginning Open	13	281	2,959	3,253	5,455	59.6
	New Filed	32	805	2,830	3,667	6,853	53.5
	Reinstated	0	0	0	0	8	0.0
	Closed	34	723	3,029	3,786	6,980	54.2
	Ending Open	11	357	2,756	3,124	5,287	59.1
15th CIRCUIT TOTAL	Beginning Open	170	1,088	14,424	15,682	25,264	62.1
	New Filed	250	2,648	9,917	12,815	22,760	56.3
	Reinstated	0	0	0	0	17	0.0
	Closed	281	2,436	10,806	13,523	23,119	58.5
	Ending Open	120	1,278	13,689	15,087	24,514	61.5
16th KANE	Beginning Open	3	2,889	15,787	18,679	52,178	35.8
	New Filed	34	8,597	24,781	33,412	59,773	55.9
	Reinstated	0	446	2,235	2,681	3,779	70.9
	Closed	34	7,637	28,888	36,559	62,101	58.9
	Ending Open	3	4,295	13,915	18,213	51,221	35.6

\* TOTAL OF ALL CASES IN ALL CATEGORIES: CIVIL, FAMILY, CRIMINAL, CONSERVATION & TRAFFIC, JUVENILE, AND OTHER

# CONSERVATION & TRAFFIC CASELOAD CONTINUED

CIRCUIT / COUNTY		CONSERVATION	MAJOR TRAFFIC	MINOR TRAFFIC	TOTAL CONSERVATION & TRAFFIC CASES	TOTAL ALL CASES*	ALL CONSERVATION & TRAFFIC CASES AS % OF ALL CASES
16th CIRCUIT TOTAL	Beginning Open	3	2,889	15,787	18,679	52,178	35.8
	New Filed	34	8,597	24,781	33,412	59,773	55.9
	Reinstated	0	446	2,235	2,681	3,779	70.9
	Closed	34	7,637	28,888	36,559	62,101	58.9
	Ending Open	3	4,295	13,915	18,213	51,221	35.6
17th BOONE	Beginning Open	1	223	8,787	9,011	11,453	78.7
	New Filed	7	805	3,815	4,627	7,500	61.7
	Reinstated	0	0	0	0	4	0.0
	Closed	7	759	4,423	5,189	8,052	64.4
	Ending Open	1	266	8,173	8,440	10,915	77.3
17th WINNEBAGO	Beginning Open	186	1,490	30,177	31,853	61,815	51.5
	New Filed	68	3,953	14,471	18,492	42,450	43.6
	Reinstated	0	0	0	0	175	0.0
	Closed	74	3,269	15,339	18,682	41,880	44.6
	Ending Open	180	2,213	29,469	31,862	61,783	51.6
17th CIRCUIT TOTAL	Beginning Open	187	1,713	38,964	40,864	73,268	55.8
	New Filed	75	4,758	18,286	23,119	49,950	46.3
	Reinstated	0	0	0	0	179	0.0
	Closed	81	4,028	19,762	23,871	49,932	47.8
	Ending Open	181	2,479	37,642	40,302	72,698	55.4
18th DUPAGE	Beginning Open	207	6,024	47,519	53,750	100,038	53.7
	New Filed	49	16,551	64,171	80,771	118,533	68.1
	Reinstated	0	5	14	19	633	3.0
	Closed	38	14,902	65,560	80,500	117,961	68.2
	Ending Open	218	7,678	46,144	54,040	101,244	53.4
18th CIRCUIT TOTAL	Beginning Open	207	6,024	47,519	53,750	100,038	53.7
	New Filed	49	16,551	64,171	80,771	118,533	68.1
	Reinstated	0	5	14	19	633	3.0
	Closed	38	14,902	65,560	80,500	117,961	68.2
	Ending Open	218	7,678	46,144	54,040	101,244	53.4

\* TOTAL OF ALL CASES IN ALL CATEGORIES: CIVIL, FAMILY, CRIMINAL, CONSERVATION & TRAFFIC, JUVENILE, AND OTHER

# CONSERVATION & TRAFFIC CASELOAD CONTINUED

CIRCUIT / COUNTY		CONSERVATION	MAJOR TRAFFIC	MINOR TRAFFIC	TOTAL CONSERVATION & TRAFFIC CASES	TOTAL ALL CASES*	ALL CONSERVATION & TRAFFIC CASES AS % OF ALL CASES
19th LAKE	Beginning Open	24	2,576	7,316	9,916	27,452	36.1
	New Filed	111	6,610	38,403	45,124	73,500	61.4
	Reinstated	2	384	1,999	2,385	4,962	48.1
	Closed	114	7,503	40,820	48,437	78,394	61.8
	Ending Open	3,102	5,879	408,150	417,131	554,586	75.2
19th CIRCUIT TOTAL	Beginning Open	24	2,576	7,316	9,916	27,452	36.1
	New Filed	111	6,610	38,403	45,124	73,500	61.4
	Reinstated	2	384	1,999	2,385	4,962	48.1
	Closed	114	7,503	40,820	48,437	78,394	61.8
	Ending Open	3,102	5,879	408,150	417,131	554,586	75.2
20th ST. CLAIR	Beginning Open	115	2,997	50,659	53,771	95,390	56.4
	New Filed	84	4,555	11,917	16,556	36,667	45.2
	Reinstated	1	1	2	4	62	6.5
	Closed	57	2,211	10,915	13,183	31,546	41.8
	Ending Open	129	5,236	51,637	57,002	100,994	56.4
20th CIRCUIT TOTAL	Beginning Open	115	2,997	50,659	53,771	95,390	56.4
	New Filed	84	4,555	11,917	16,556	36,667	45.2
	Reinstated	1	1	2	4	62	6.5
	Closed	57	2,211	10,915	13,183	31,546	41.8
	Ending Open	129	5,236	51,637	57,002	100,994	56.4
21st IROQUOIS	Beginning Open	47	116	7,727	7,890	10,759	73.3
	New Filed	5	496	1,321	1,822	3,248	56.1
	Reinstated	0	0	0	0	1	0.0
	Closed	40	374	1,459	1,873	3,320	56.4
	Ending Open	12	233	7,573	7,818	10,424	75.0
21st KANKAKEE	Beginning Open	105	1,346	13,223	14,674	33,752	43.5
	New Filed	27	2,345	6,619	8,991	16,731	53.7
	Reinstated	0	0	0	0	0	0.0
	Closed	54	1,398	7,873	9,325	15,685	59.5
	Ending Open	78	2,293	11,969	14,340	34,798	41.2

\* TOTAL OF ALL CASES IN ALL CATEGORIES: CIVIL, FAMILY, CRIMINAL, CONSERVATION & TRAFFIC, JUVENILE, AND OTHER

Note: Due to changes in Lake County's case management system, there are noticeable differences in the number of open cases at the end of 2023 when compared to prior years

# CONSERVATION & TRAFFIC CASELOAD CONTINUED

CIRCUIT / COUNTY		CONSERVATION	MAJOR TRAFFIC	MINOR TRAFFIC	TOTAL CONSERVATION & TRAFFIC CASES	TOTAL ALL CASES*	ALL CONSERVATION & TRAFFIC CASES AS % OF ALL CASES
21st CIRCUIT TOTAL	Beginning Open	152	1,462	20,950	22,564	44,511	50.7
	New Filed	32	2,841	7,940	10,813	19,979	54.1
	Reinstated	0	0	0	0	1	0.0
	Closed	94	1,772	9,332	11,198	19,005	58.9
	Ending Open	90	2,526	19,542	22,158	45,222	49.0
22nd MCHENRY	Beginning Open	9	1,213	4,561	5,783	14,545	39.8
	New Filed	95	3,607	24,549	28,251	43,131	65.5
	Reinstated	0	17	649	666	1,072	62.1
	Closed	87	2,906	25,939	28,932	43,546	66.4
	Ending Open	18	1,931	3,951	5,900	15,420	38.3
22nd CIRCUIT TOTAL	Beginning Open	9	1,213	4,561	5,783	14,545	39.8
	New Filed	95	3,607	24,549	28,251	43,131	65.5
	Reinstated	0	17	649	666	1,072	62.1
	Closed	87	2,906	25,939	28,932	43,546	66.4
	Ending Open	18	1,931	3,951	5,900	15,420	38.3
23rd DEKALB	Beginning Open	5	534	4,866	5,405	10,249	52.7
	New Filed	23	1,702	5,214	6,939	12,894	53.8
	Reinstated	0	3	21	24	101	23.8
	Closed	24	1,622	6,044	7,690	14,599	52.7
	Ending Open	4	609	3,824	4,437	8,924	49.7
23rd KENDALL	Beginning Open	3	587	3,266	3,856	8,685	44.4
	New Filed	21	2,033	4,240	6,294	12,064	52.2
	Reinstated	0	2	4	6	170	3.5
	Closed	21	1,844	4,909	6,774	12,803	52.9
	Ending Open	2	907	2,963	3,872	8,949	43.3
23rd CIRCUIT TOTAL	Beginning Open	8	1,121	8,132	9,261	18,934	48.9
	New Filed	44	3,735	9,454	13,233	24,958	53.0
	Reinstated	0	5	25	30	271	11.1
	Closed	45	3,466	10,953	14,464	27,402	52.8
	Ending Open	6	1,516	6,787	8,309	17,873	46.5
24th MONROE	Beginning Open	3	127	1,165	1,295	2,519	51.4
	New Filed	22	438	1,720	2,180	3,767	57.9
	Reinstated	0	0	0	0	6	0.0
	Closed	24	277	1,827	2,128	3,576	59.5
	Ending Open	1	285	1,038	1,324	2,678	49.4

\* TOTAL OF ALL CASES IN ALL CATEGORIES: CIVIL, FAMILY, CRIMINAL, CONSERVATION & TRAFFIC, JUVENILE, AND OTHER

# CONSERVATION & TRAFFIC CASELOAD CONTINUED

CIRCUIT / COUNTY		CONSERVATION	MAJOR TRAFFIC	MINOR TRAFFIC	TOTAL CONSERVATION & TRAFFIC CASES	TOTAL ALL CASES*	ALL CONSERVATION & TRAFFIC CASES AS % OF ALL CASES
24th PERRY	Beginning Open	44	36	350	430	3,132	13.7
	New Filed	45	280	713	1,038	2,135	48.6
	Reinstated	0	0	0	0	0	0.0
	Closed	51	237	660	948	1,817	52.2
	Ending Open	36	79	401	516	3,416	15.1
24th RANDOLPH	Beginning Open	11	114	742	867	2,706	32.0
	New Filed	69	456	1,468	1,993	4,130	48.3
	Reinstated	0	0	0	0	0	0.0
	Closed	70	397	1,406	1,873	3,976	47.1
	Ending Open	10	167	798	975	2,439	40.0
24th WASHINGTON	Beginning Open	13	83	1,611	1,707	2,772	61.6
	New Filed	25	152	300	477	1,299	36.7
	Reinstated	0	0	0	0	0	0.0
	Closed	22	141	365	528	1,192	44.3
	Ending Open	16	93	1,546	1,655	2,779	59.6
24th CIRCUIT TOTAL	Beginning Open	71	360	3,868	4,299	11,129	38.6
	New Filed	161	1,326	4,201	5,688	11,331	50.2
	Reinstated	0	0	0	0	6	0.0
	Closed	167	1,052	4,258	5,477	10,561	51.9
	Ending Open	63	624	3,783	4,470	11,312	39.5
DOWNSTATE TOTAL	Beginning Open	2,771	46,727	709,626	759,124	1,412,664	53.7
	New Filed	3,394	114,926	453,614	571,934	1,014,227	56.4
	Reinstated	3	910	7,776	8,689	15,647	55.5
	Closed	3,433	97,276	492,333	593,042	1,026,756	57.8
	Ending Open	5,658	69,021	1,076,076	1,150,755	1,926,132	59.7
COOK	Beginning Open	92	16,409	67,363	83,864	302,613	27.7
	New Filed	114	46,938	154,855	201,907	491,625	41.1
	Reinstated	1	932	1,601	2,534	4,607	55.0
	Closed	55	6,415	34,372	40,842	300,467	13.6
	Ending Open	152	57,864	189,447	247,463	498,378	49.7
STATE TOTAL	Beginning Open	2,863	63,136	776,989	842,988	1,715,277	49.1
	New Filed	3,508	161,864	608,469	773,841	1,505,852	51.4
	Reinstated	4	1,842	9,377	11,223	20,254	55.4
	Closed	3,488	103,691	526,705	633,884	1,327,223	47.8
	Ending Open	5,810	126,885	1,265,523	1,398,218	2,424,510	57.7

\* TOTAL OF ALL CASES IN ALL CATEGORIES: CIVIL, FAMILY, CRIMINAL, CONSERVATION & TRAFFIC, JUVENILE, AND OTHER

Note: Due to changes in Cook County's case management system, there are variances in the number of cases being reported as open on January 1, 2023, when compared to the number of cases reported as open on December 31, 2022. There will also be noticeable differences in the number of cases filed and closed in 2023 when compared to prior years.



# JUVENILE CASELOAD STATISTICS BY COUNTY

## CIRCUIT COURTS - CALENDAR YEAR 2023

CIRCUIT / COUNTY		JUVENILE (J)	JUVENILE (JV)	JUVENILE ABUSE	JUVENILE DELINQUENT	TOTAL JUVENILE CASES	TOTAL ALL CASES*	JUVENILE CASES AS % OF ALL CASES
1st ALEXANDER	Beginning Open	259	1	125	80	465	37,000	1.3
	New Filed	0	0	7	4	11	2,086	0.5
	Reinstated	0	0	0	0	0	0	0.0
	Closed	0	0	0	3	3	2,960	0.1
	Ending Open	259	1	132	80	472	35,569	1.3
1st JACKSON	Beginning Open	4	3	182	50	239	3,593	6.7
	New Filed	0	0	74	71	145	8,114	1.8
	Reinstated	0	0	0	0	0	25	0.0
	Closed	1	0	52	72	125	7,478	1.7
	Ending Open	3	3	198	24	228	4,074	5.6
1st JOHNSON	Beginning Open	0	0	67	11	78	8,098	1.0
	New Filed	0	1	31	1	33	2,538	1.3
	Reinstated	0	0	0	0	0	1	0.0
	Closed	0	0	23	8	31	4,234	0.7
	Ending Open	0	1	73	3	77	6,340	1.2
1st MASSAC	Beginning Open	10	5	175	45	235	5,897	4.0
	New Filed	0	6	32	4	42	4,297	1.0
	Reinstated	0	0	0	0	0	0	0.0
	Closed	1	10	27	2	40	4,499	0.9
	Ending Open	9	2	180	46	237	5,675	4.2
1st POPE	Beginning Open	0	0	21	16	37	727	5.1
	New Filed	0	0	10	2	12	488	2.5
	Reinstated	0	0	0	0	0	0	0.0
	Closed	0	0	7	2	9	667	1.3
	Ending Open	0	0	19	14	33	519	6.4
1st PULASKI	Beginning Open	55	0	159	216	430	62,250	0.7
	New Filed	0	0	22	6	28	5,150	0.5
	Reinstated	0	0	0	0	0	0	0.0
	Closed	0	0	8	11	19	5,500	0.3
	Ending Open	55	0	157	208	420	61,471	0.7

\* TOTAL OF ALL CASES IN ALL CATEGORIES: CIVIL, FAMILY, CRIMINAL, CONSERVATION & TRAFFIC, JUVENILE, AND OTHER

# JUVENILE CASELOAD CONTINUED

CIRCUIT / COUNTY		JUVENILE (J)	JUVENILE (JV)	JUVENILE ABUSE	JUVENILE DELINQUENT	TOTAL JUVENILE CASES	TOTAL ALL CASES*	JUVENILE CASES AS % OF ALL CASES
1st SALINE	Beginning Open	1	1	117	5	124	3,711	3.3
	New Filed	0	0	19	26	45	3,253	1.4
	Reinstated	0	0	0	0	0	1	0.0
	Closed	1	1	66	26	94	4,496	2.1
	Ending Open	0	0	69	8	77	2,258	3.4
1st UNION	Beginning Open	0	0	139	25	164	1,714	9.6
	New Filed	0	1	44	6	51	2,321	2.2
	Reinstated	0	0	0	0	0	0	0.0
	Closed	0	0	42	13	55	2,798	2.0
	Ending Open	0	1	111	6	118	1,166	10.1
1st WILLIAMSON	Beginning Open	14	13	185	3	215	7,695	2.8
	New Filed	0	11	69	32	112	18,502	0.6
	Reinstated	0	0	0	0	0	20	0.0
	Closed	5	11	100	20	136	19,248	0.7
	Ending Open	7	7	147	16	177	6,493	2.7
1st CIRCUIT TOTAL	Beginning Open	343	23	1,170	451	1,987	130,685	1.5
	New Filed	0	19	308	152	479	46,749	1.0
	Reinstated	0	0	0	0	0	47	0.0
	Closed	8	22	325	157	512	51,880	1.0
	Ending Open	333	15	1,086	405	1,839	123,565	1.5
2nd CRAWFORD	Beginning Open	2	2	114	175	293	3,599	8.1
	New Filed	0	1	21	30	52	1,867	2.8
	Reinstated	0	0	0	0	0	4	0.0
	Closed	0	2	25	72	99	1,867	5.3
	Ending Open	2	1	114	170	287	3,643	7.9
2nd EDWARDS	Beginning Open	0	0	7	2	9	493	1.8
	New Filed	0	0	6	3	9	675	1.3
	Reinstated	0	0	0	0	0	0	0.0
	Closed	0	0	0	0	0	679	0.0
	Ending Open	0	0	13	5	18	459	3.9

\* TOTAL OF ALL CASES IN ALL CATEGORIES: CIVIL, FAMILY, CRIMINAL, CONSERVATION & TRAFFIC, JUVENILE, AND OTHER

# JUVENILE CASELOAD CONTINUED

CIRCUIT / COUNTY		JUVENILE (J)	JUVENILE (JV)	JUVENILE ABUSE	JUVENILE DELINQUENT	TOTAL JUVENILE CASES	TOTAL ALL CASES*	JUVENILE CASES AS % OF ALL CASES
2nd FRANKLIN	Beginning Open	4	1	130	49	184	8,212	2.2
	New Filed	0	0	48	61	109	5,965	1.8
	Reinstated	0	0	0	0	0	0	0.0
	Closed	1	0	29	23	53	5,826	0.9
	Ending Open	4	0	126	69	199	7,711	2.6
2nd GALLATIN	Beginning Open	0	0	43	30	73	1,533	4.8
	New Filed	0	0	4	4	8	699	1.1
	Reinstated	0	0	0	0	0	0	0.0
	Closed	0	0	2	2	4	601	0.7
	Ending Open	0	0	44	32	76	1,608	4.7
2nd HAMILTON	Beginning Open	0	3	17	21	41	805	5.1
	New Filed	0	1	5	4	10	1,458	0.7
	Reinstated	0	0	0	0	0	1	0.0
	Closed	0	0	7	8	15	1,406	1.1
	Ending Open	0	4	11	16	31	795	3.9
2nd HARDIN	Beginning Open	0	0	6	0	6	228	2.6
	New Filed	0	0	0	1	1	300	0.3
	Reinstated	0	0	0	0	0	0	0.0
	Closed	0	0	0	1	1	346	0.3
	Ending Open	0	0	5	0	5	136	3.7
2nd JEFFERSON	Beginning Open	60	28	357	191	636	10,793	5.9
	New Filed	0	22	62	39	123	4,762	2.6
	Reinstated	0	0	0	0	0	21	0.0
	Closed	1	12	59	23	95	4,587	2.1
	Ending Open	59	37	356	207	659	11,071	6.0
2nd LAWRENCE	Beginning Open	0	1	161	72	234	2,743	8.5
	New Filed	0	0	17	22	39	1,769	2.2
	Reinstated	0	0	0	0	0	0	0.0
	Closed	0	0	0	1	1	1,817	0.1
	Ending Open	0	1	176	78	255	2,749	9.3

\* TOTAL OF ALL CASES IN ALL CATEGORIES: CIVIL, FAMILY, CRIMINAL, CONSERVATION & TRAFFIC, JUVENILE, AND OTHER

# JUVENILE CASELOAD CONTINUED

CIRCUIT / COUNTY		JUVENILE (J)	JUVENILE (JV)	JUVENILE ABUSE	JUVENILE DELINQUENT	TOTAL JUVENILE CASES	TOTAL ALL CASES*	JUVENILE CASES AS % OF ALL CASES
2nd RICHLAND	Beginning Open	0	0	93	14	107	1,431	7.5
	New Filed	0	0	34	81	115	2,087	5.5
	Reinstated	0	0	0	0	0	0	0.0
	Closed	0	0	31	62	93	1,988	4.7
	Ending Open	0	0	93	33	126	1,504	8.4
2nd WABASH	Beginning Open	2	0	124	69	195	2,712	7.2
	New Filed	0	0	3	16	19	1,319	1.4
	Reinstated	0	0	0	0	0	0	0.0
	Closed	0	0	14	16	30	1,168	2.6
	Ending Open	2	0	113	67	182	2,862	6.4
2nd WAYNE	Beginning Open	0	1	90	18	109	4,924	2.2
	New Filed	0	0	19	19	38	1,954	1.9
	Reinstated	0	0	0	0	0	0	0.0
	Closed	0	0	30	24	54	2,020	2.7
	Ending Open	0	1	79	14	94	4,791	2.0
2nd WHITE	Beginning Open	3	2	62	94	161	6,551	2.5
	New Filed	0	1	13	86	100	2,283	4.4
	Reinstated	0	0	0	0	0	0	0.0
	Closed	1	2	26	70	99	2,181	4.5
	Ending Open	2	1	49	65	117	4,881	2.4
2nd CIRCUIT TOTAL	Beginning Open	71	38	1,204	735	2,048	44,024	4.7
	New Filed	0	25	232	366	623	25,138	2.5
	Reinstated	0	0	0	0	0	26	0.0
	Closed	3	16	223	302	544	24,486	2.2
	Ending Open	69	45	1,179	756	2,049	42,210	4.9
3rd BOND	Beginning Open	541	4	90	24	659	10,766	6.1
	New Filed	0	0	38	14	52	1,239	4.2
	Reinstated	0	0	0	0	0	0	0.0
	Closed	20	0	21	20	61	1,200	5.1
	Ending Open	1	3	81	13	98	10,216	1.0

\* TOTAL OF ALL CASES IN ALL CATEGORIES: CIVIL, FAMILY, CRIMINAL, CONSERVATION & TRAFFIC, JUVENILE, AND OTHER

# JUVENILE CASELOAD CONTINUED

CIRCUIT / COUNTY		JUVENILE (J)	JUVENILE (JV)	JUVENILE ABUSE	JUVENILE DELINQUENT	TOTAL JUVENILE CASES	TOTAL ALL CASES*	JUVENILE CASES AS % OF ALL CASES
3rd MADISON	Beginning Open	5	2	153	285	445	59,374	0.7
	New Filed	0	17	288	298	603	45,207	1.3
	Reinstated	0	0	1	0	1	229	0.4
	Closed	4	12	348	339	703	51,845	1.4
	Ending Open	1	7	107	256	371	53,169	0.7
3rd CIRCUIT TOTAL	Beginning Open	546	6	243	309	1,104	70,140	1.6
	New Filed	0	17	326	312	655	46,446	1.4
	Reinstated	0	0	1	0	1	229	0.4
	Closed	24	12	369	359	764	53,045	1.4
	Ending Open	2	10	188	269	469	63,385	0.7
4th CHRISTIAN	Beginning Open	1	3	201	21	226	4,438	5.1
	New Filed	0	3	37	12	52	3,559	1.5
	Reinstated	0	0	0	0	0	4	0.0
	Closed	0	3	71	17	91	4,028	2.3
	Ending Open	1	3	165	14	183	3,982	4.6
4th CLAY	Beginning Open	3	0	35	13	51	961	5.3
	New Filed	0	2	32	9	43	1,469	2.9
	Reinstated	0	0	0	0	0	0	0.0
	Closed	0	2	10	12	24	1,373	1.7
	Ending Open	2	0	57	9	68	924	7.4
4th CLINTON	Beginning Open	7	2	126	29	164	3,428	4.8
	New Filed	0	1	34	36	71	2,851	2.5
	Reinstated	0	0	0	0	0	0	0.0
	Closed	3	2	23	31	59	2,653	2.2
	Ending Open	4	1	133	33	171	3,641	4.7
4th EFFINGHAM	Beginning Open	0	0	103	172	275	9,578	2.9
	New Filed	0	0	34	54	88	5,159	1.7
	Reinstated	0	0	0	0	0	14	0.0
	Closed	0	0	32	35	67	5,135	1.3
	Ending Open	0	0	104	141	245	9,511	2.6

\* TOTAL OF ALL CASES IN ALL CATEGORIES: CIVIL, FAMILY, CRIMINAL, CONSERVATION & TRAFFIC, JUVENILE, AND OTHER

# JUVENILE CASELOAD CONTINUED

CIRCUIT / COUNTY		JUVENILE (J)	JUVENILE (JV)	JUVENILE ABUSE	JUVENILE DELINQUENT	TOTAL JUVENILE CASES	TOTAL ALL CASES*	JUVENILE CASES AS % OF ALL CASES
4th FAYETTE	Beginning Open	0	0	56	26	82	5,166	1.6
	New Filed	0	0	60	15	75	4,226	1.8
	Reinstated	0	0	0	0	0	1	0.0
	Closed	0	0	84	25	109	4,556	2.4
	Ending Open	0	0	33	10	43	4,620	0.9
4th JASPER	Beginning Open	0	0	33	3	36	1,075	3.3
	New Filed	0	0	12	22	34	1,022	3.3
	Reinstated	0	0	0	0	0	1	0.0
	Closed	0	0	12	17	29	969	3.0
	Ending Open	0	0	33	8	41	1,124	3.6
4th MARION	Beginning Open	15	13	347	74	449	4,369	10.3
	New Filed	0	13	103	40	156	6,195	2.5
	Reinstated	0	0	0	0	0	24	0.0
	Closed	4	8	84	64	160	6,130	2.6
	Ending Open	8	18	283	23	332	3,950	8.4
4th MONTGOMERY	Beginning Open	0	0	112	21	133	7,723	1.7
	New Filed	0	1	30	10	41	5,698	0.7
	Reinstated	0	0	0	0	0	12	0.0
	Closed	0	0	39	19	58	6,323	0.9
	Ending Open	1	1	111	12	125	7,022	1.8
4th SHELBY	Beginning Open	0	1	146	12	159	1,403	11.3
	New Filed	0	0	11	1	12	1,609	0.7
	Reinstated	0	0	0	0	0	1	0.0
	Closed	0	1	24	8	33	1,612	2.0
	Ending Open	0	0	132	3	135	1,390	9.7
4th CIRCUIT TOTAL	Beginning Open	26	19	1,159	371	1,575	38,141	4.1
	New Filed	0	20	353	199	572	31,788	1.8
	Reinstated	0	0	0	0	0	57	0.0
	Closed	7	16	379	228	630	32,779	1.9
	Ending Open	16	23	1,051	253	1,343	36,164	3.7

\* TOTAL OF ALL CASES IN ALL CATEGORIES: CIVIL, FAMILY, CRIMINAL, CONSERVATION & TRAFFIC, JUVENILE, AND OTHER

# JUVENILE CASELOAD CONTINUED

CIRCUIT / COUNTY		JUVENILE (J)	JUVENILE (JV)	JUVENILE ABUSE	JUVENILE DELINQUENT	TOTAL JUVENILE CASES	TOTAL ALL CASES*	JUVENILE CASES AS % OF ALL CASES
5th CLARK	Beginning Open	0	0	39	10	49	3,735	1.3
	New Filed	0	0	7	9	16	2,010	0.8
	Reinstated	0	0	0	0	0	5	0.0
	Closed	0	0	1	7	8	1,888	0.4
	Ending Open	0	0	45	12	57	3,688	1.5
5th COLES	Beginning Open	4	2	581	130	717	23,267	3.1
	New Filed	0	4	61	67	132	7,546	1.7
	Reinstated	0	0	0	0	0	0	0.0
	Closed	0	1	7	52	60	6,226	1.0
	Ending Open	4	5	635	144	788	20,417	3.9
5th CUMBERLAND	Beginning Open	0	0	27	11	38	4,972	0.8
	New Filed	0	0	27	13	40	1,640	2.4
	Reinstated	0	0	0	0	0	0	0.0
	Closed	0	0	6	7	13	1,430	0.9
	Ending Open	0	0	44	17	61	4,976	1.2
5th EDGAR	Beginning Open	0	0	123	184	307	4,370	7.0
	New Filed	0	0	14	17	31	2,589	1.2
	Reinstated	0	0	0	0	0	0	0.0
	Closed	0	0	6	10	16	2,327	0.7
	Ending Open	0	0	129	182	311	4,382	7.1
5th VERMILION	Beginning Open	130	4	435	867	1,436	22,098	6.5
	New Filed	0	7	137	163	307	12,126	2.5
	Reinstated	0	0	0	0	0	103	0.0
	Closed	0	1	16	2	19	10,383	0.2
	Ending Open	130	7	500	1,011	1,648	23,329	7.1
5th CIRCUIT TOTAL	Beginning Open	134	6	1,205	1,202	2,547	58,442	4.4
	New Filed	0	11	246	269	526	25,911	2.0
	Reinstated	0	0	0	0	0	108	0.0
	Closed	0	2	36	78	116	22,254	0.5
	Ending Open	134	12	1,353	1,366	2,865	56,792	5.0

\* TOTAL OF ALL CASES IN ALL CATEGORIES: CIVIL, FAMILY, CRIMINAL, CONSERVATION & TRAFFIC, JUVENILE, AND OTHER

# JUVENILE CASELOAD CONTINUED

CIRCUIT / COUNTY		JUVENILE (J)	JUVENILE (JV)	JUVENILE ABUSE	JUVENILE DELINQUENT	TOTAL JUVENILE CASES	TOTAL ALL CASES*	JUVENILE CASES AS % OF ALL CASES
6th CHAMPAIGN	Beginning Open	141	0	1,198	1,953	3,292	192,006	1.7
	New Filed	0	0	74	126	200	25,380	0.8
	Reinstated	0	0	0	4	4	256	1.6
	Closed	3	0	29	28	60	24,977	0.2
	Ending Open	138	0	1,275	2,062	3,475	194,528	1.8
6th DEWITT	Beginning Open	11	1	106	359	477	2,884	16.5
	New Filed	0	0	23	15	38	2,113	1.8
	Reinstated	0	0	0	0	0	0	0.0
	Closed	0	0	10	16	26	1,800	1.4
	Ending Open	11	1	120	350	482	3,160	15.3
6th DOUGLAS	Beginning Open	1	3	19	5	28	2,981	0.9
	New Filed	0	2	14	22	38	2,527	1.5
	Reinstated	0	0	0	0	0	1	0.0
	Closed	0	2	16	6	24	2,234	1.1
	Ending Open	1	2	26	20	49	3,231	1.5
6th MACON	Beginning Open	9	2	742	118	871	16,151	5.4
	New Filed	0	2	252	126	380	17,760	2.1
	Reinstated	0	0	0	0	0	1	0.0
	Closed	4	0	241	127	372	16,568	2.2
	Ending Open	3	3	712	109	827	14,963	5.5
6th MOULTRIE	Beginning Open	0	0	59	21	80	938	8.5
	New Filed	0	0	12	4	16	1,160	1.4
	Reinstated	0	0	0	1	1	5	20.0
	Closed	0	0	19	8	27	1,161	2.3
	Ending Open	0	0	42	8	50	839	6.0
6th PIATT	Beginning Open	0	0	60	4	64	2,995	2.1
	New Filed	0	0	23	2	25	1,314	1.9
	Reinstated	0	0	0	0	0	0	0.0
	Closed	0	0	9	2	11	1,244	0.9
	Ending Open	0	0	77	5	82	3,182	2.6

\* TOTAL OF ALL CASES IN ALL CATEGORIES: CIVIL, FAMILY, CRIMINAL, CONSERVATION & TRAFFIC, JUVENILE, AND OTHER



# JUVENILE CASELOAD CONTINUED

CIRCUIT / COUNTY		JUVENILE (J)	JUVENILE (JV)	JUVENILE ABUSE	JUVENILE DELINQUENT	TOTAL JUVENILE CASES	TOTAL ALL CASES*	JUVENILE CASES AS % OF ALL CASES
6th CIRCUIT TOTAL	Beginning Open	162	6	2,184	2,460	4,812	217,955	2.2
	New Filed	0	4	398	295	697	50,254	1.4
	Reinstated	0	0	0	5	5	263	1.9
	Closed	7	2	324	187	520	47,984	1.1
	Ending Open	153	6	2,252	2,554	4,965	219,903	2.3
7th GREENE	Beginning Open	0	0	50	1	51	814	6.3
	New Filed	0	0	30	11	41	1,316	3.1
	Reinstated	0	0	0	0	0	5	0.0
	Closed	0	0	23	9	32	1,493	2.1
	Ending Open	0	0	58	3	61	640	9.5
7th JERSEY	Beginning Open	2	2	114	173	291	3,920	7.4
	New Filed	0	3	24	36	63	2,735	2.3
	Reinstated	0	0	0	0	0	0	0.0
	Closed	0	2	15	51	68	2,890	2.4
	Ending Open	2	3	123	152	280	4,053	6.9
7th MACOUPIN	Beginning Open	78	11	348	214	651	10,394	6.3
	New Filed	0	2	103	28	133	5,364	2.5
	Reinstated	0	0	0	0	0	5	0.0
	Closed	2	2	62	29	95	5,372	1.8
	Ending Open	75	11	322	214	622	10,190	6.1
7th MORGAN	Beginning Open	0	0	67	4	71	1,957	3.6
	New Filed	0	0	35	10	45	3,841	1.2
	Reinstated	0	0	0	0	0	1	0.0
	Closed	0	0	22	6	28	3,546	0.8
	Ending Open	0	0	81	6	87	2,241	3.9
7th SANGAMON	Beginning Open	35	4	699	389	1,127	75,932	1.5
	New Filed	0	8	273	108	389	37,739	1.0
	Reinstated	0	0	0	0	0	1	0.0
	Closed	5	1	208	60	274	34,438	0.8
	Ending Open	30	11	739	435	1,215	80,479	1.5

\* TOTAL OF ALL CASES IN ALL CATEGORIES: CIVIL, FAMILY, CRIMINAL, CONSERVATION & TRAFFIC, JUVENILE, AND OTHER

# JUVENILE CASELOAD CONTINUED

CIRCUIT / COUNTY		JUVENILE (J)	JUVENILE (JV)	JUVENILE ABUSE	JUVENILE DELINQUENT	TOTAL JUVENILE CASES	TOTAL ALL CASES*	JUVENILE CASES AS % OF ALL CASES
7th SCOTT	Beginning Open	0	0	36	107	143	1,596	9.0
	New Filed	0	0	1	4	5	1,156	0.4
	Reinstated	0	0	0	0	0	0	0.0
	Closed	0	0	3	2	5	1,107	0.5
	Ending Open	0	0	34	109	143	1,633	8.8
7th CIRCUIT TOTAL	Beginning Open	115	17	1,314	888	2,334	94,613	2.5
	New Filed	0	13	466	197	676	52,151	1.3
	Reinstated	0	0	0	0	0	12	0.0
	Closed	7	5	333	157	502	48,846	1.0
	Ending Open	107	25	1,357	919	2,408	99,236	2.4
8th ADAMS	Beginning Open	5	0	264	43	312	6,001	5.2
	New Filed	0	3	114	83	200	9,926	2.0
	Reinstated	0	0	0	0	0	2	0.0
	Closed	1	1	97	86	185	9,762	1.9
	Ending Open	4	2	255	40	301	6,004	5.0
8th BROWN	Beginning Open	0	0	17	4	21	817	2.6
	New Filed	0	0	9	2	11	874	1.3
	Reinstated	0	0	0	0	0	0	0.0
	Closed	0	0	5	0	5	885	0.6
	Ending Open	0	0	20	5	25	795	3.1
8th CALHOUN	Beginning Open	0	0	9	4	13	491	2.6
	New Filed	0	0	0	4	4	365	1.1
	Reinstated	0	0	0	0	0	0	0.0
	Closed	0	0	1	4	5	407	1.2
	Ending Open	0	0	8	3	11	422	2.6
8th CASS	Beginning Open	0	0	41	11	52	1,666	3.1
	New Filed	0	0	20	15	35	1,748	2.0
	Reinstated	0	0	0	0	0	6	0.0
	Closed	0	0	28	13	41	1,763	2.3
	Ending Open	0	0	33	8	41	1,622	2.5

\* TOTAL OF ALL CASES IN ALL CATEGORIES: CIVIL, FAMILY, CRIMINAL, CONSERVATION & TRAFFIC, JUVENILE, AND OTHER

# JUVENILE CASELOAD CONTINUED

CIRCUIT / COUNTY		JUVENILE (J)	JUVENILE (JV)	JUVENILE ABUSE	JUVENILE DELINQUENT	TOTAL JUVENILE CASES	TOTAL ALL CASES*	JUVENILE CASES AS % OF ALL CASES
8th MASON	Beginning Open	0	0	100	30	130	3,872	3.4
	New Filed	0	0	15	24	39	1,966	2.0
	Reinstated	0	0	0	0	0	0	0.0
	Closed	0	0	15	23	38	1,791	2.1
	Ending Open	0	0	102	31	133	3,912	3.4
8th MENARD	Beginning Open	0	0	33	2	35	855	4.1
	New Filed	0	0	4	3	7	1,272	0.6
	Reinstated	0	0	0	0	0	1	0.0
	Closed	0	0	7	2	9	909	1.0
	Ending Open	0	0	28	3	31	1,214	2.6
8th PIKE	Beginning Open	53	2	155	398	608	5,989	10.2
	New Filed	0	0	17	25	42	2,072	2.0
	Reinstated	0	0	0	0	0	3	0.0
	Closed	0	1	28	25	54	2,108	2.6
	Ending Open	53	1	65	33	152	5,506	2.8
8th SCHUYLER	Beginning Open	1	0	23	3	27	1,412	1.9
	New Filed	0	0	1	1	2	971	0.2
	Reinstated	0	0	0	0	0	7	0.0
	Closed	0	0	7	0	7	861	0.8
	Ending Open	1	0	17	4	22	1,523	1.4
8th CIRCUIT TOTAL	Beginning Open	59	2	642	495	1,198	21,103	5.7
	New Filed	0	3	180	157	340	19,194	1.8
	Reinstated	0	0	0	0	0	19	0.0
	Closed	1	2	188	153	344	18,486	1.9
	Ending Open	58	3	528	127	716	20,998	3.4
9th FULTON	Beginning Open	6	3	184	57	250	4,992	5.0
	New Filed	0	1	25	28	54	3,893	1.4
	Reinstated	0	0	0	0	0	0	0.0
	Closed	0	0	1	5	6	4,042	0.1
	Ending Open	1	4	208	78	291	4,839	6.0

\* TOTAL OF ALL CASES IN ALL CATEGORIES: CIVIL, FAMILY, CRIMINAL, CONSERVATION & TRAFFIC, JUVENILE, AND OTHER

# JUVENILE CASELOAD CONTINUED

CIRCUIT / COUNTY		JUVENILE (J)	JUVENILE (JV)	JUVENILE ABUSE	JUVENILE DELINQUENT	TOTAL JUVENILE CASES	TOTAL ALL CASES*	JUVENILE CASES AS % OF ALL CASES
9th HANCOCK	Beginning Open	40	0	42	18	100	3,462	2.9
	New Filed	0	0	23	19	42	1,811	2.3
	Reinstated	0	0	0	0	0	2	0.0
	Closed	0	0	17	8	25	1,349	1.9
	Ending Open	40	0	207	249	496	4,512	11.0
9th HENDERSON	Beginning Open	1	2	10	8	21	1,666	1.3
	New Filed	0	0	4	13	17	1,527	1.1
	Reinstated	0	0	0	0	0	0	0.0
	Closed	1	2	0	12	15	1,628	0.9
	Ending Open	0	0	14	4	18	1,694	1.1
9th KNOX	Beginning Open	0	0	314	233	547	13,813	4.0
	New Filed	0	0	79	78	157	7,373	2.1
	Reinstated	0	0	0	0	0	0	0.0
	Closed	0	0	25	69	94	6,312	1.5
	Ending Open	0	0	368	241	609	14,765	4.1
9th MCDONOUGH	Beginning Open	14	7	276	40	337	4,536	7.4
	New Filed	0	2	34	41	77	3,510	2.2
	Reinstated	0	0	0	0	0	1	0.0
	Closed	0	4	12	40	56	3,167	1.8
	Ending Open	12	5	272	50	339	5,073	6.7
9th WARREN	Beginning Open	1	12	123	163	299	2,258	13.2
	New Filed	0	17	12	14	43	2,271	1.9
	Reinstated	0	0	0	0	0	3	0.0
	Closed	0	14	6	10	30	2,138	1.4
	Ending Open	1	14	129	165	309	2,607	11.9
9th CIRCUIT TOTAL	Beginning Open	62	24	949	519	1,554	30,727	5.1
	New Filed	0	20	177	193	390	20,385	1.9
	Reinstated	0	0	0	0	0	6	0.0
	Closed	1	20	61	144	226	18,636	1.2
	Ending Open	54	23	1,198	787	2,062	33,490	6.2

\* TOTAL OF ALL CASES IN ALL CATEGORIES: CIVIL, FAMILY, CRIMINAL, CONSERVATION & TRAFFIC, JUVENILE, AND OTHER

# JUVENILE CASELOAD CONTINUED

CIRCUIT / COUNTY		JUVENILE (J)	JUVENILE (JV)	JUVENILE ABUSE	JUVENILE DELINQUENT	TOTAL JUVENILE CASES	TOTAL ALL CASES*	JUVENILE CASES AS % OF ALL CASES
10th MARSHALL	Beginning Open	0	0	30	6	36	997	3.6
	New Filed	0	1	8	11	20	1,087	1.8
	Reinstated	0	0	0	0	0	2	0.0
	Closed	0	0	11	17	28	1,205	2.3
	Ending Open	0	1	27	1	29	855	3.4
10th PEORIA	Beginning Open	10	0	997	157	1,164	36,868	3.2
	New Filed	0	0	294	445	739	26,314	2.8
	Reinstated	0	0	0	0	0	16	0.0
	Closed	5	0	329	401	735	23,600	3.1
	Ending Open	7	0	962	198	1,167	39,617	2.9
10th PUTNAM	Beginning Open	2	1	4	15	22	733	3.0
	New Filed	0	1	2	8	11	759	1.4
	Reinstated	0	0	0	0	0	1	0.0
	Closed	1	1	0	7	9	716	1.3
	Ending Open	1	1	6	11	19	764	2.5
10th STARK	Beginning Open	2	2	5	1	10	555	1.8
	New Filed	0	0	6	1	7	689	1.0
	Reinstated	0	0	0	0	0	0	0.0
	Closed	1	2	2	2	7	714	1.0
	Ending Open	1	0	9	0	10	493	2.0
10th TAZEWELL	Beginning Open	82	1	606	307	996	14,709	6.8
	New Filed	0	1	185	69	255	11,338	2.2
	Reinstated	0	0	0	0	0	94	0.0
	Closed	1	0	170	74	245	13,404	1.8
	Ending Open	81	2	569	205	857	12,024	7.1
10th CIRCUIT TOTAL	Beginning Open	96	4	1,642	486	2,228	53,862	4.1
	New Filed	0	3	495	534	1,032	40,187	2.6
	Reinstated	0	0	0	0	0	113	0.0
	Closed	8	3	512	501	1,024	39,639	2.6
	Ending Open	90	4	1,573	415	2,082	53,753	3.9

\* TOTAL OF ALL CASES IN ALL CATEGORIES: CIVIL, FAMILY, CRIMINAL, CONSERVATION & TRAFFIC, JUVENILE, AND OTHER

# JUVENILE CASELOAD CONTINUED

CIRCUIT / COUNTY		JUVENILE (J)	JUVENILE (JV)	JUVENILE ABUSE	JUVENILE DELINQUENT	TOTAL JUVENILE CASES	TOTAL ALL CASES*	JUVENILE CASES AS % OF ALL CASES
11th FORD	Beginning Open	2	0	36	6	44	1,419	3.1
	New Filed	0	0	12	3	15	1,328	1.1
	Reinstated	0	0	0	0	0	0	0.0
	Closed	0	0	29	2	31	1,262	2.5
	Ending Open	1	0	3	8	12	1,294	0.9
11th LIVINGSTON	Beginning Open	6	3	112	73	194	6,819	2.8
	New Filed	0	1	53	26	80	5,629	1.4
	Reinstated	0	0	0	0	0	2	0.0
	Closed	0	1	14	9	24	5,198	0.5
	Ending Open	6	3	149	82	240	7,051	3.4
11th LOGAN	Beginning Open	0	0	105	61	166	6,778	2.4
	New Filed	0	1	44	29	74	4,508	1.6
	Reinstated	0	0	0	0	0	1	0.0
	Closed	0	0	30	28	58	4,545	1.3
	Ending Open	0	1	118	17	136	6,485	2.1
11th MCLEAN	Beginning Open	0	0	248	110	358	13,464	2.7
	New Filed	0	1	146	145	292	26,694	1.1
	Reinstated	0	0	0	0	0	562	0.0
	Closed	0	1	97	145	243	26,855	0.9
	Ending Open	0	0	276	93	369	13,368	2.8
11th WOODFORD	Beginning Open	0	0	151	19	170	6,106	2.8
	New Filed	0	0	32	26	58	4,515	1.3
	Reinstated	0	0	0	0	0	13	0.0
	Closed	0	0	90	33	123	4,339	2.8
	Ending Open	0	0	104	12	116	6,063	1.9
11th CIRCUIT TOTAL	Beginning Open	8	3	652	269	932	34,586	2.7
	New Filed	0	3	287	229	519	42,674	1.2
	Reinstated	0	0	0	0	0	578	0.0
	Closed	0	2	260	217	479	42,199	1.1
	Ending Open	7	4	650	212	873	34,261	2.5

\* TOTAL OF ALL CASES IN ALL CATEGORIES: CIVIL, FAMILY, CRIMINAL, CONSERVATION & TRAFFIC, JUVENILE, AND OTHER

# JUVENILE CASELOAD CONTINUED

CIRCUIT / COUNTY		JUVENILE (J)	JUVENILE (JV)	JUVENILE ABUSE	JUVENILE DELINQUENT	TOTAL JUVENILE CASES	TOTAL ALL CASES*	JUVENILE CASES AS % OF ALL CASES
12th WILL	Beginning Open	5	10	585	182	782	79,623	1.0
	New Filed	0	29	205	334	568	89,750	0.6
	Reinstated	0	0	41	7	48	2,704	1.8
	Closed	2	11	315	356	684	96,685	0.7
	Ending Open	3	28	512	165	708	75,497	0.9
12th CIRCUIT TOTAL	Beginning Open	5	10	585	182	782	79,623	1.0
	New Filed	0	29	205	334	568	89,750	0.6
	Reinstated	0	0	41	7	48	2,704	1.8
	Closed	2	11	315	356	684	96,685	0.7
	Ending Open	3	28	512	165	708	75,497	0.9
13th BUREAU	Beginning Open	12	0	68	340	420	4,556	9.2
	New Filed	0	0	34	31	65	3,203	2.0
	Reinstated	0	0	0	0	0	0	0.0
	Closed	0	0	17	28	45	2,875	1.6
	Ending Open	12	0	70	327	409	4,752	8.6
13th GRUNDY	Beginning Open	0	0	62	36	98	4,113	2.4
	New Filed	0	5	15	30	50	6,628	0.8
	Reinstated	0	0	0	0	0	55	0.0
	Closed	0	1	21	50	72	7,394	1.0
	Ending Open	0	4	56	15	75	3,301	2.3
13th LASALLE	Beginning Open	1	6	32	28	67	10,409	0.6
	New Filed	0	1	71	139	211	16,622	1.3
	Reinstated	0	0	0	0	0	428	0.0
	Closed	1	6	52	113	172	17,823	1.0
	Ending Open	0	1	170	54	225	9,533	2.4
13th CIRCUIT TOTAL	Beginning Open	13	6	162	404	585	19,078	3.1
	New Filed	0	6	120	200	326	26,453	1.2
	Reinstated	0	0	0	0	0	483	0.0
	Closed	1	7	90	191	289	28,092	1.0
	Ending Open	12	5	296	396	709	17,586	4.0

\* TOTAL OF ALL CASES IN ALL CATEGORIES: CIVIL, FAMILY, CRIMINAL, CONSERVATION & TRAFFIC, JUVENILE, AND OTHER

# JUVENILE CASELOAD CONTINUED

CIRCUIT / COUNTY		JUVENILE (J)	JUVENILE (JV)	JUVENILE ABUSE	JUVENILE DELINQUENT	TOTAL JUVENILE CASES	TOTAL ALL CASES*	JUVENILE CASES AS % OF ALL CASES
14th HENRY	Beginning Open	0	2	156	21	179	10,197	1.8
	New Filed	0	4	22	22	48	5,486	0.9
	Reinstated	0	0	0	0	0	0	0.0
	Closed	0	3	41	15	59	5,792	1.0
	Ending Open	0	3	135	26	164	9,605	1.7
14th MERCER	Beginning Open	0	0	15	21	36	1,372	2.6
	New Filed	0	4	14	17	35	1,417	2.5
	Reinstated	0	0	0	0	0	0	0.0
	Closed	0	2	10	17	29	1,262	2.3
	Ending Open	0	2	19	19	40	1,478	2.7
14th ROCK ISLAND	Beginning Open	12	1	476	486	975	36,189	2.7
	New Filed	0	4	124	154	282	20,101	1.4
	Reinstated	0	0	0	0	0	18	0.0
	Closed	0	1	81	173	255	21,313	1.2
	Ending Open	11	4	450	431	896	34,253	2.6
14th WHITESIDE	Beginning Open	0	6	127	18	151	9,218	1.6
	New Filed	0	8	51	44	103	9,561	1.1
	Reinstated	0	0	0	0	0	2	0.0
	Closed	0	13	49	45	107	9,811	1.1
	Ending Open	0	1	128	23	152	8,872	1.7
14th CIRCUIT TOTAL	Beginning Open	12	9	774	546	1,341	56,976	2.4
	New Filed	0	20	211	237	468	36,565	1.3
	Reinstated	0	0	0	0	0	20	0.0
	Closed	0	19	181	250	450	38,178	1.2
	Ending Open	11	10	732	499	1,252	54,208	2.3
15th CARROLL	Beginning Open	4	2	60	4	70	2,231	3.1
	New Filed	0	0	4	6	10	1,439	0.7
	Reinstated	0	0	0	0	0	0	0.0
	Closed	0	0	5	7	12	1,414	0.8
	Ending Open	4	1	53	2	60	2,163	2.8

\* TOTAL OF ALL CASES IN ALL CATEGORIES: CIVIL, FAMILY, CRIMINAL, CONSERVATION & TRAFFIC, JUVENILE, AND OTHER



# JUVENILE CASELOAD CONTINUED

CIRCUIT / COUNTY		JUVENILE (J)	JUVENILE (JV)	JUVENILE ABUSE	JUVENILE DELINQUENT	TOTAL JUVENILE CASES	TOTAL ALL CASES*	JUVENILE CASES AS % OF ALL CASES
15th JO DAVIESS	Beginning Open	0	0	30	0	30	2,131	1.4
	New Filed	0	0	12	7	19	2,615	0.7
	Reinstated	0	0	0	0	0	0	0.0
	Closed	0	0	12	2	14	2,807	0.5
	Ending Open	0	0	29	5	34	2,164	1.6
15th LEE	Beginning Open	3	3	33	22	61	5,425	1.1
	New Filed	0	2	39	41	82	5,016	1.6
	Reinstated	0	0	0	0	0	7	0.0
	Closed	0	2	36	47	85	4,752	1.8
	Ending Open	3	3	31	18	55	5,361	1.0
15th OGLE	Beginning Open	31	1	60	116	208	10,022	2.1
	New Filed	0	1	28	59	88	6,837	1.3
	Reinstated	0	0	0	0	0	2	0.0
	Closed	0	1	20	51	72	7,166	1.0
	Ending Open	31	1	51	118	201	9,539	2.1
15th STEPHENSON	Beginning Open	1	0	72	64	137	5,455	2.5
	New Filed	0	3	90	109	202	6,853	2.9
	Reinstated	0	0	1	0	1	8	12.5
	Closed	0	2	39	81	122	6,980	1.7
	Ending Open	0	1	122	85	208	5,287	3.9
15th CIRCUIT TOTAL	Beginning Open	39	6	255	206	506	25,264	2.0
	New Filed	0	6	173	222	401	22,760	1.8
	Reinstated	0	0	1	0	1	17	5.9
	Closed	0	5	112	188	305	23,119	1.3
	Ending Open	38	6	286	228	558	24,514	2.3
16th KANE	Beginning Open	28	9	559	660	1,256	52,178	2.4
	New Filed	0	6	194	320	520	59,773	0.9
	Reinstated	0	0	1	40	41	3,779	1.1
	Closed	2	1	140	364	507	62,101	0.8
	Ending Open	14	12	528	258	812	51,221	1.6

\* TOTAL OF ALL CASES IN ALL CATEGORIES: CIVIL, FAMILY, CRIMINAL, CONSERVATION & TRAFFIC, JUVENILE, AND OTHER

# JUVENILE CASELOAD CONTINUED

CIRCUIT / COUNTY		JUVENILE (J)	JUVENILE (JV)	JUVENILE ABUSE	JUVENILE DELINQUENT	TOTAL JUVENILE CASES	TOTAL ALL CASES*	JUVENILE CASES AS % OF ALL CASES
16th CIRCUIT TOTAL	Beginning Open	28	9	559	660	1,256	52,178	2.4
	New Filed	0	6	194	320	520	59,773	0.9
	Reinstated	0	0	1	40	41	3,779	1.1
	Closed	2	1	140	364	507	62,101	0.8
	Ending Open	14	12	528	258	812	51,221	1.6
17th BOONE	Beginning Open	1	0	78	41	120	11,453	1.0
	New Filed	0	0	22	68	90	7,500	1.2
	Reinstated	0	0	0	0	0	4	0.0
	Closed	0	0	34	76	110	8,052	1.4
	Ending Open	1	0	65	33	99	10,915	0.9
17th WINNEBAGO	Beginning Open	117	11	1,281	705	2,114	61,815	3.4
	New Filed	0	6	458	442	906	42,450	2.1
	Reinstated	0	0	5	0	5	175	2.9
	Closed	5	8	590	434	1,037	41,880	2.5
	Ending Open	112	10	1,113	725	1,960	61,783	3.2
17th CIRCUIT TOTAL	Beginning Open	118	11	1,359	746	2,234	73,268	3.0
	New Filed	0	6	480	510	996	49,950	2.0
	Reinstated	0	0	5	0	5	179	2.8
	Closed	5	8	624	510	1,147	49,932	2.3
	Ending Open	113	10	1,178	758	2,059	72,698	2.8
18th DUPAGE	Beginning Open	2	4	219	246	471	100,038	0.5
	New Filed	0	1	90	368	459	118,533	0.4
	Reinstated	0	0	0	0	0	633	0.0
	Closed	0	4	103	335	442	117,961	0.4
	Ending Open	2	1	206	279	488	101,244	0.5
18th CIRCUIT TOTAL	Beginning Open	2	4	219	246	471	100,038	0.5
	New Filed	0	1	90	368	459	118,533	0.4
	Reinstated	0	0	0	0	0	633	0.0
	Closed	0	4	103	335	442	117,961	0.4
	Ending Open	2	1	206	279	488	101,244	0.5

\* TOTAL OF ALL CASES IN ALL CATEGORIES: CIVIL, FAMILY, CRIMINAL, CONSERVATION & TRAFFIC, JUVENILE, AND OTHER

# JUVENILE CASELOAD CONTINUED

CIRCUIT / COUNTY		JUVENILE (J)	JUVENILE (JV)	JUVENILE ABUSE	JUVENILE DELINQUENT	TOTAL JUVENILE CASES	TOTAL ALL CASES*	JUVENILE CASES AS % OF ALL CASES
19th LAKE	Beginning Open	0	0	618	158	776	27,452	2.8
	New Filed	0	4	110	315	429	73,500	0.6
	Reinstated	0	0	1	16	17	4,962	0.3
	Closed	0	3	167	293	463	78,394	0.6
	Ending Open	2	1	549	3,277	3,829	554,586	0.7
19th CIRCUIT TOTAL	Beginning Open	0	0	618	158	776	27,452	2.8
	New Filed	0	4	110	315	429	73,500	0.6
	Reinstated	0	0	1	16	17	4,962	0.3
	Closed	0	3	167	293	463	78,394	0.6
	Ending Open	2	1	549	3,277	3,829	554,586	0.7
20th ST. CLAIR	Beginning Open	0	4	252	205	461	95,390	0.5
	New Filed	0	4	282	208	494	36,667	1.3
	Reinstated	0	0	0	0	0	62	0.0
	Closed	0	4	368	266	638	31,546	2.0
	Ending Open	0	4	230	174	408	100,994	0.4
20th CIRCUIT TOTAL	Beginning Open	0	4	252	205	461	95,390	0.5
	New Filed	0	4	282	208	494	36,667	1.3
	Reinstated	0	0	0	0	0	62	0.0
	Closed	0	4	368	266	638	31,546	2.0
	Ending Open	0	4	230	174	408	100,994	0.4
21st IROQUOIS	Beginning Open	11	0	71	20	102	10,759	0.9
	New Filed	0	1	33	28	62	3,248	1.9
	Reinstated	0	0	0	0	0	1	0.0
	Closed	0	0	20	31	51	3,320	1.5
	Ending Open	11	1	84	17	113	10,424	1.1
21st KANKAKEE	Beginning Open	5	2	138	279	424	33,752	1.3
	New Filed	0	0	56	137	193	16,731	1.2
	Reinstated	0	0	0	0	0	0	0.0
	Closed	2	0	21	107	130	15,685	0.8
	Ending Open	3	2	173	309	487	34,798	1.4

\* TOTAL OF ALL CASES IN ALL CATEGORIES: CIVIL, FAMILY, CRIMINAL, CONSERVATION & TRAFFIC, JUVENILE, AND OTHER

Note: Due to changes in Lake County's case management system, there are noticeable differences in the number of open cases at the end of 2023 when compared to prior years.

# JUVENILE CASELOAD CONTINUED

CIRCUIT / COUNTY		JUVENILE (J)	JUVENILE (JV)	JUVENILE ABUSE	JUVENILE DELINQUENT	TOTAL JUVENILE CASES	TOTAL ALL CASES*	JUVENILE CASES AS % OF ALL CASES
21st CIRCUIT TOTAL	Beginning Open	16	2	209	299	526	44,511	1.2
	New Filed	0	1	89	165	255	19,979	1.3
	Reinstated	0	0	0	0	0	1	0.0
	Closed	2	0	41	138	181	19,005	1.0
	Ending Open	14	3	257	326	600	45,222	1.3
22nd MCHENRY	Beginning Open	1	6	228	99	334	14,545	2.3
	New Filed	0	9	123	139	271	43,131	0.6
	Reinstated	0	0	3	1	4	1,072	0.4
	Closed	1	9	113	173	296	43,546	0.7
	Ending Open	0	6	241	65	312	15,420	2.0
22nd CIRCUIT TOTAL	Beginning Open	1	6	228	99	334	14,545	2.3
	New Filed	0	9	123	139	271	43,131	0.6
	Reinstated	0	0	3	1	4	1,072	0.4
	Closed	1	9	113	173	296	43,546	0.7
	Ending Open	0	6	241	65	312	15,420	2.0
23rd DEKALB	Beginning Open	2	22	40	48	112	10,249	1.1
	New Filed	0	8	47	96	151	12,894	1.2
	Reinstated	0	0	0	0	0	101	0.0
	Closed	2	18	40	120	180	14,599	1.2
	Ending Open	1	11	50	62	124	8,924	1.4
23rd KENDALL	Beginning Open	16	5	132	259	412	8,685	4.7
	New Filed	0	6	140	106	252	12,064	2.1
	Reinstated	0	0	3	10	13	170	7.6
	Closed	4	7	100	118	229	12,803	1.8
	Ending Open	10	3	153	289	455	8,949	5.1
23rd CIRCUIT TOTAL	Beginning Open	18	27	172	307	524	18,934	2.8
	New Filed	0	14	187	202	403	24,958	1.6
	Reinstated	0	0	3	10	13	271	4.8
	Closed	6	25	140	238	409	27,402	1.5
	Ending Open	11	14	203	351	579	17,873	3.2
24th MONROE	Beginning Open	1	3	26	38	68	2,519	2.7
	New Filed	0	1	6	35	42	3,767	1.1
	Reinstated	0	0	0	0	0	6	0.0
	Closed	1	1	13	37	52	3,576	1.5
	Ending Open	0	3	16	38	57	2,678	2.1

\* TOTAL OF ALL CASES IN ALL CATEGORIES: CIVIL, FAMILY, CRIMINAL, CONSERVATION & TRAFFIC, JUVENILE, AND OTHER

# JUVENILE CASELOAD CONTINUED

CIRCUIT / COUNTY		JUVENILE (J)	JUVENILE (JV)	JUVENILE ABUSE	JUVENILE DELINQUENT	TOTAL JUVENILE CASES	TOTAL ALL CASES*	JUVENILE CASES AS % OF ALL CASES
24th PERRY	Beginning Open	17	2	209	81	309	3,132	9.9
	New Filed	0	0	38	12	50	2,135	2.3
	Reinstated	0	0	0	0	0	0	0.0
	Closed	0	0	8	14	22	1,817	1.2
	Ending Open	17	2	237	77	333	3,416	9.7
24th RANDOLPH	Beginning Open	0	0	120	19	139	2,706	5.1
	New Filed	0	0	24	36	60	4,130	1.5
	Reinstated	0	0	0	0	0	0	0.0
	Closed	0	0	27	20	47	3,976	1.2
	Ending Open	0	0	95	25	120	2,439	4.9
24th WASHINGTON	Beginning Open	3	0	88	12	103	2,772	3.7
	New Filed	0	2	18	11	31	1,299	2.4
	Reinstated	0	0	0	0	0	0	0.0
	Closed	0	0	8	8	16	1,192	1.3
	Ending Open	3	2	98	15	118	2,779	4.2
24th CIRCUIT TOTAL	Beginning Open	21	5	443	150	619	11,129	5.6
	New Filed	0	3	86	94	183	11,331	1.6
	Reinstated	0	0	0	0	0	6	0.0
	Closed	1	1	56	79	137	10,561	1.3
	Ending Open	20	7	446	155	628	11,312	5.6
DOWNSTATE TOTAL	Beginning Open	1,895	247	18,199	12,393	32,734	1,412,664	2.3
	New Filed	0	247	5,818	6,217	12,282	1,014,227	1.2
	Reinstated	0	0	56	79	135	15,647	0.9
	Closed	86	199	5,460	5,864	11,609	1,026,756	1.1
	Ending Open	1,263	277	18,079	14,994	34,613	1,926,132	1.8
COOK	Beginning Open	0	0	3,845	2,550	6,395	302,613	2.1
	New Filed	0	0	10,535	2,008	12,543	491,625	2.6
	Reinstated	0	0	0	0	0	4,607	0.0
	Closed	0	0	10,438	1,598	12,036	300,467	4.0
	Ending Open	0	0	3,942	2,960	6,902	498,378	1.4
STATE TOTAL	Beginning Open	1,895	247	22,044	14,943	39,129	1,715,277	2.3
	New Filed	0	247	16,353	8,225	24,825	1,505,852	1.6
	Reinstated	0	0	56	79	135	20,254	0.7
	Closed	86	199	15,898	7,462	23,645	1,327,223	1.8
	Ending Open	1,263	277	22,021	17,954	41,515	2,424,510	1.7

\* TOTAL OF ALL CASES IN ALL CATEGORIES: CIVIL, FAMILY, CRIMINAL, CONSERVATION & TRAFFIC, JUVENILE, AND OTHER

Note: Due to changes in Cook County's case management system, there are variances in the number of cases being reported as open on January 1, 2023, when compared to the number of cases reported as open on December 31, 2022. There will also be noticeable differences in the number of cases filed and closed in 2023 when compared to prior years.

# OTHER CASELOAD STATISTICS BY COUNTY

## CIRCUIT COURTS - CALENDAR YEAR 2023

CIRCUIT / COUNTY		CIVIL LAW VIOLATION	CONTEMPT OF COURT	MISCELLANEOUS CRIMINAL	ORDER OF PROTECTION	TOTAL OTHER CASES	TOTAL ALL CASES*	ALL OTHER CASES AS % OF ALL CASES
1st ALEXANDER	Beginning Open	31	0	35	688	754	37,000	2.0
	New Filed	1	0	58	32	91	2,086	4.4
	Reinstated	0	0	0	0	0	0	0.0
	Closed	5	0	17	27	49	2,960	1.7
	Ending Open	26	0	75	692	793	35,569	2.2
1st JACKSON	Beginning Open	1	0	26	25	52	3,593	1.4
	New Filed	15	0	83	315	413	8,114	5.1
	Reinstated	0	0	0	7	7	25	28.0
	Closed	9	0	92	318	419	7,478	5.6
	Ending Open	7	0	17	19	43	4,074	1.1
1st JOHNSON	Beginning Open	2	1	22	9	34	8,098	0.4
	New Filed	5	1	110	60	176	2,538	6.9
	Reinstated	0	0	0	0	0	1	0.0
	Closed	5	1	73	68	147	4,234	3.5
	Ending Open	2	1	59	1	63	6,340	1.0
1st MASSAC	Beginning Open	7	0	14	82	103	5,897	1.7
	New Filed	0	0	88	98	186	4,297	4.3
	Reinstated	0	0	0	0	0	0	0.0
	Closed	0	0	53	91	144	4,499	3.2
	Ending Open	7	0	49	90	146	5,675	2.6
1st POPE	Beginning Open	0	0	13	6	19	727	2.6
	New Filed	1	0	8	16	25	488	5.1
	Reinstated	0	0	0	0	0	0	0.0
	Closed	1	0	3	14	18	667	2.7
	Ending Open	0	0	18	7	25	519	4.8
1st PULASKI	Beginning Open	1	0	44	184	229	62,250	0.4
	New Filed	0	0	38	22	60	5,150	1.2
	Reinstated	0	0	0	0	0	0	0.0
	Closed	0	0	33	25	58	5,500	1.1
	Ending Open	0	0	11	116	127	61,471	0.2

\* TOTAL OF ALL CASES IN ALL CATEGORIES: CIVIL, FAMILY, CRIMINAL, CONSERVATION & TRAFFIC, JUVENILE, AND OTHER

# OTHER CASELOAD CONTINUED

CIRCUIT / COUNTY		CIVIL LAW VIOLATION	CONTEMPT OF COURT	MISCELLANEOUS CRIMINAL	ORDER OF PROTECTION	TOTAL OTHER CASES	TOTAL ALL CASES*	ALL OTHER CASES AS % OF ALL CASES
1st SALINE	Beginning Open	0	0	2	0	2	3,711	0.1
	New Filed	0	0	92	233	325	3,253	10.0
	Reinstated	0	0	0	0	0	1	0.0
	Closed	0	0	80	221	301	4,496	6.7
	Ending Open	0	0	9	6	15	2,258	0.7
1st UNION	Beginning Open	2	2	8	12	24	1,714	1.4
	New Filed	1	0	54	126	181	2,321	7.8
	Reinstated	0	0	0	0	0	0	0.0
	Closed	1	0	56	134	191	2,798	6.8
	Ending Open	2	1	2	2	7	1,166	0.6
1st WILLIAMSON	Beginning Open	7	3	12	47	69	7,695	0.9
	New Filed	0	19	301	579	899	18,502	4.9
	Reinstated	0	1	0	3	4	20	20.0
	Closed	5	20	289	588	902	19,248	4.7
	Ending Open	2	1	16	9	28	6,493	0.4
1st CIRCUIT TOTAL	Beginning Open	51	6	176	1,053	1,286	130,685	1.0
	New Filed	23	20	832	1,481	2,356	46,749	5.0
	Reinstated	0	1	0	10	11	47	23.4
	Closed	26	21	696	1,486	2,229	51,880	4.3
	Ending Open	46	3	256	942	1,247	123,565	1.0
2nd CRAWFORD	Beginning Open	0	0	15	11	26	3,599	0.7
	New Filed	0	0	18	186	204	1,867	10.9
	Reinstated	0	0	0	1	1	4	25.0
	Closed	0	0	13	187	200	1,867	10.7
	Ending Open	0	0	20	11	31	3,643	0.9
2nd EDWARDS	Beginning Open	1	0	2	2	5	493	1.0
	New Filed	1	0	16	25	42	675	6.2
	Reinstated	0	0	0	0	0	0	0.0
	Closed	1	0	9	21	31	679	4.6
	Ending Open	0	0	8	4	12	459	2.6

\* TOTAL OF ALL CASES IN ALL CATEGORIES: CIVIL, FAMILY, CRIMINAL, CONSERVATION & TRAFFIC, JUVENILE, AND OTHER

# OTHER CASELOAD CONTINUED

CIRCUIT / COUNTY		CIVIL LAW VIOLATION	CONTEMPT OF COURT	MISCELLANEOUS CRIMINAL	ORDER OF PROTECTION	TOTAL OTHER CASES	TOTAL ALL CASES*	ALL OTHER CASES AS % OF ALL CASES
2nd FRANKLIN	Beginning Open	30	1	3	45	79	8,212	1.0
	New Filed	0	0	158	526	684	5,965	11.5
	Reinstated	0	0	0	0	0	0	0.0
	Closed	2	0	144	530	676	5,826	11.6
	Ending Open	28	1	5	39	73	7,711	0.9
2nd GALLATIN	Beginning Open	0	3	18	65	86	1,533	5.6
	New Filed	1	0	37	65	103	699	14.7
	Reinstated	0	0	0	0	0	0	0.0
	Closed	1	0	25	63	89	601	14.8
	Ending Open	0	3	30	65	98	1,608	6.1
2nd HAMILTON	Beginning Open	0	0	5	3	8	805	1.0
	New Filed	1	0	14	71	86	1,458	5.9
	Reinstated	0	0	0	0	0	1	0.0
	Closed	1	0	8	70	79	1,406	5.6
	Ending Open	0	0	10	4	14	795	1.8
2nd HARDIN	Beginning Open	0	0	5	4	9	228	3.9
	New Filed	1	0	7	22	30	300	10.0
	Reinstated	0	0	0	0	0	0	0.0
	Closed	1	0	7	20	28	346	8.1
	Ending Open	0	0	0	1	1	136	0.7
2nd JEFFERSON	Beginning Open	11	0	4	69	84	10,793	0.8
	New Filed	0	2	65	301	368	4,762	7.7
	Reinstated	0	0	0	0	0	21	0.0
	Closed	0	1	62	288	351	4,587	7.7
	Ending Open	10	1	7	71	89	11,071	0.8
2nd LAWRENCE	Beginning Open	8	0	4	1	13	2,743	0.5
	New Filed	0	0	109	186	295	1,769	16.7
	Reinstated	0	0	0	0	0	0	0.0
	Closed	0	0	68	185	253	1,817	13.9
	Ending Open	8	0	46	1	55	2,749	2.0

\* TOTAL OF ALL CASES IN ALL CATEGORIES: CIVIL, FAMILY, CRIMINAL, CONSERVATION & TRAFFIC, JUVENILE, AND OTHER



# OTHER CASELOAD CONTINUED

CIRCUIT / COUNTY		CIVIL LAW VIOLATION	CONTEMPT OF COURT	MISCELLANEOUS CRIMINAL	ORDER OF PROTECTION	TOTAL OTHER CASES	TOTAL ALL CASES*	ALL OTHER CASES AS % OF ALL CASES
2nd RICHLAND	Beginning Open	3	0	5	3	11	1,431	0.8
	New Filed	0	5	105	147	257	2,087	12.3
	Reinstated	0	0	0	0	0	0	0.0
	Closed	0	1	97	144	242	1,988	12.2
	Ending Open	3	2	12	2	19	1,504	1.3
2nd WABASH	Beginning Open	0	0	8	79	87	2,712	3.2
	New Filed	0	0	34	111	145	1,319	11.0
	Reinstated	0	0	0	0	0	0	0.0
	Closed	0	0	3	107	110	1,168	9.4
	Ending Open	0	0	39	83	122	2,862	4.3
2nd WAYNE	Beginning Open	1	1	34	0	36	4,924	0.7
	New Filed	1	0	53	99	153	1,954	7.8
	Reinstated	0	0	0	0	0	0	0.0
	Closed	1	0	15	94	110	2,020	5.4
	Ending Open	1	1	73	3	78	4,791	1.6
2nd WHITE	Beginning Open	0	0	21	3	24	6,551	0.4
	New Filed	4	0	79	116	199	2,283	8.7
	Reinstated	0	0	0	0	0	0	0.0
	Closed	2	0	63	115	180	2,181	8.3
	Ending Open	2	0	36	4	42	4,881	0.9
2nd CIRCUIT TOTAL	Beginning Open	54	5	124	285	468	44,024	1.1
	New Filed	9	7	695	1,855	2,566	25,138	10.2
	Reinstated	0	0	0	1	1	26	3.8
	Closed	9	2	514	1,824	2,349	24,486	9.6
	Ending Open	52	8	286	288	634	42,210	1.5
3rd BOND	Beginning Open	2	0	33	21	56	10,766	0.5
	New Filed	0	0	29	131	160	1,239	12.9
	Reinstated	0	0	0	0	0	0	0.0
	Closed	0	0	8	113	121	1,200	10.1
	Ending Open	2	0	54	13	69	10,216	0.7

\* TOTAL OF ALL CASES IN ALL CATEGORIES: CIVIL, FAMILY, CRIMINAL, CONSERVATION & TRAFFIC, JUVENILE, AND OTHER

# OTHER CASELOAD CONTINUED

CIRCUIT / COUNTY		CIVIL LAW VIOLATION	CONTEMPT OF COURT	MISCELLANEOUS CRIMINAL	ORDER OF PROTECTION	TOTAL OTHER CASES	TOTAL ALL CASES*	ALL OTHER CASES AS % OF ALL CASES
3rd MADISON	Beginning Open	67	9	147	12	235	59,374	0.4
	New Filed	39	3	1,540	1,848	3,430	45,207	7.6
	Reinstated	0	0	0	4	4	229	1.7
	Closed	51	12	1,446	1,872	3,381	51,845	6.5
	Ending Open	54	0	239	9	302	53,169	0.6
3rd CIRCUIT TOTAL	Beginning Open	69	9	180	33	291	70,140	0.4
	New Filed	39	3	1,569	1,979	3,590	46,446	7.7
	Reinstated	0	0	0	4	4	229	1.7
	Closed	51	12	1,454	1,985	3,502	53,045	6.6
	Ending Open	56	0	293	22	371	63,385	0.6
4th CHRISTIAN	Beginning Open	3	2	40	17	62	4,438	1.4
	New Filed	1	0	104	331	436	3,559	12.3
	Reinstated	0	0	0	0	0	4	0.0
	Closed	2	0	62	318	382	4,028	9.5
	Ending Open	2	2	80	30	114	3,982	2.9
4th CLAY	Beginning Open	0	1	50	15	66	961	6.9
	New Filed	0	1	51	128	180	1,469	12.3
	Reinstated	0	0	0	0	0	0	0.0
	Closed	0	0	18	117	135	1,373	9.8
	Ending Open	0	2	42	8	52	924	5.6
4th CLINTON	Beginning Open	0	0	82	3	85	3,428	2.5
	New Filed	4	2	132	90	228	2,851	8.0
	Reinstated	0	0	0	0	0	0	0.0
	Closed	3	1	82	78	164	2,653	6.2
	Ending Open	1	1	136	15	153	3,641	4.2
4th EFFINGHAM	Beginning Open	41	0	21	6	68	9,578	0.7
	New Filed	1	0	121	207	329	5,159	6.4
	Reinstated	0	0	0	1	1	14	7.1
	Closed	11	0	107	193	311	5,135	6.1
	Ending Open	33	0	32	7	72	9,511	0.8

\* TOTAL OF ALL CASES IN ALL CATEGORIES: CIVIL, FAMILY, CRIMINAL, CONSERVATION & TRAFFIC, JUVENILE, AND OTHER

# OTHER CASELOAD CONTINUED

CIRCUIT / COUNTY		CIVIL LAW VIOLATION	CONTEMPT OF COURT	MISCELLANEOUS CRIMINAL	ORDER OF PROTECTION	TOTAL OTHER CASES	TOTAL ALL CASES*	ALL OTHER CASES AS % OF ALL CASES
4th FAYETTE	Beginning Open	7	2	71	8	88	5,166	1.7
	New Filed	0	1	137	152	290	4,226	6.9
	Reinstated	0	0	0	0	0	1	0.0
	Closed	1	1	89	144	235	4,556	5.2
	Ending Open	4	2	86	12	104	4,620	2.3
4th JASPER	Beginning Open	0	0	13	25	38	1,075	3.5
	New Filed	1	0	32	34	67	1,022	6.6
	Reinstated	0	0	0	0	0	1	0.0
	Closed	0	0	25	22	47	969	4.9
	Ending Open	1	0	19	36	56	1,124	5.0
4th MARION	Beginning Open	8	3	23	14	48	4,369	1.1
	New Filed	1	4	228	269	502	6,195	8.1
	Reinstated	0	0	0	1	1	24	4.2
	Closed	2	1	173	280	456	6,130	7.4
	Ending Open	7	5	11	2	25	3,950	0.6
4th MONTGOMERY	Beginning Open	39	0	42	5	86	7,723	1.1
	New Filed	7	1	170	289	467	5,698	8.2
	Reinstated	0	0	0	0	0	12	0.0
	Closed	9	1	128	291	429	6,323	6.8
	Ending Open	8	0	78	1	87	7,022	1.2
4th SHELBY	Beginning Open	0	0	5	5	10	1,403	0.7
	New Filed	0	1	87	135	223	1,609	13.9
	Reinstated	0	0	0	0	0	1	0.0
	Closed	0	1	77	128	206	1,612	12.8
	Ending Open	0	0	16	8	24	1,390	1.7
4th CIRCUIT TOTAL	Beginning Open	98	8	347	98	551	38,141	1.4
	New Filed	15	10	1,062	1,635	2,722	31,788	8.6
	Reinstated	0	0	0	2	2	57	3.5
	Closed	28	5	761	1,571	2,365	32,779	7.2
	Ending Open	56	12	500	119	687	36,164	1.9

\* TOTAL OF ALL CASES IN ALL CATEGORIES: CIVIL, FAMILY, CRIMINAL, CONSERVATION & TRAFFIC, JUVENILE, AND OTHER

# OTHER CASELOAD CONTINUED

CIRCUIT / COUNTY		CIVIL LAW VIOLATION	CONTEMPT OF COURT	MISCELLANEOUS CRIMINAL	ORDER OF PROTECTION	TOTAL OTHER CASES	TOTAL ALL CASES*	ALL OTHER CASES AS % OF ALL CASES
5th CLARK	Beginning Open	7	0	5	64	76	3,735	2.0
	New Filed	0	0	27	74	101	2,010	5.0
	Reinstated	0	0	0	0	0	5	0.0
	Closed	0	0	26	49	75	1,888	4.0
	Ending Open	7	0	6	88	101	3,688	2.7
5th COLES	Beginning Open	5	26	112	496	639	23,267	2.7
	New Filed	0	5	393	383	781	7,546	10.3
	Reinstated	0	0	0	0	0	0	0.0
	Closed	0	3	327	404	734	6,226	11.8
	Ending Open	5	14	137	128	284	20,417	1.4
5th CUMBERLAND	Beginning Open	1	0	24	161	186	4,972	3.7
	New Filed	0	0	20	60	80	1,640	4.9
	Reinstated	0	0	0	0	0	0	0.0
	Closed	0	0	3	79	82	1,430	5.7
	Ending Open	1	0	41	58	100	4,976	2.0
5th EDGAR	Beginning Open	0	0	45	5	50	4,370	1.1
	New Filed	1	0	77	93	171	2,589	6.6
	Reinstated	0	0	0	0	0	0	0.0
	Closed	0	0	17	75	92	2,327	4.0
	Ending Open	0	0	105	13	118	4,382	2.7
5th VERMILION	Beginning Open	7	23	419	118	567	22,098	2.6
	New Filed	1	0	460	936	1,397	12,126	11.5
	Reinstated	0	0	0	0	0	103	0.0
	Closed	1	1	5	883	890	10,383	8.6
	Ending Open	7	22	872	95	996	23,329	4.3
5th CIRCUIT TOTAL	Beginning Open	20	49	605	844	1,518	58,442	2.6
	New Filed	2	5	977	1,546	2,530	25,911	9.8
	Reinstated	0	0	0	0	0	108	0.0
	Closed	1	4	378	1,490	1,873	22,254	8.4
	Ending Open	20	36	1,161	382	1,599	56,792	2.8

\* TOTAL OF ALL CASES IN ALL CATEGORIES: CIVIL, FAMILY, CRIMINAL, CONSERVATION & TRAFFIC, JUVENILE, AND OTHER

# OTHER CASELOAD CONTINUED

CIRCUIT / COUNTY		CIVIL LAW VIOLATION	CONTEMPT OF COURT	MISCELLANEOUS CRIMINAL	ORDER OF PROTECTION	TOTAL OTHER CASES	TOTAL ALL CASES*	ALL OTHER CASES AS % OF ALL CASES
6th CHAMPAIGN	Beginning Open	17	16	1,082	1,724	2,839	192,006	1.5
	New Filed	0	17	1,099	1,226	2,342	25,380	9.2
	Reinstated	0	0	1	2	3	256	1.2
	Closed	5	16	271	1,555	1,847	24,977	7.4
	Ending Open	17	18	1,906	1,716	3,657	194,528	1.9
6th DEWITT	Beginning Open	39	5	29	7	80	2,884	2.8
	New Filed	5	1	55	142	203	2,113	9.6
	Reinstated	0	0	0	0	0	0	0.0
	Closed	4	1	30	130	165	1,800	9.2
	Ending Open	40	4	49	17	110	3,160	3.5
6th DOUGLAS	Beginning Open	13	0	21	11	45	2,981	1.5
	New Filed	1	0	89	124	214	2,527	8.5
	Reinstated	0	0	0	0	0	1	0.0
	Closed	1	0	57	122	180	2,234	8.1
	Ending Open	13	0	50	8	71	3,231	2.2
6th MACON	Beginning Open	27	10	71	430	538	16,151	3.3
	New Filed	1	0	718	938	1,657	17,760	9.3
	Reinstated	0	0	0	0	0	1	0.0
	Closed	2	0	618	792	1,412	16,568	8.5
	Ending Open	9	9	81	569	668	14,963	4.5
6th MOULTRIE	Beginning Open	0	4	31	5	40	938	4.3
	New Filed	0	0	66	80	146	1,160	12.6
	Reinstated	0	0	0	0	0	5	0.0
	Closed	0	1	56	68	125	1,161	10.8
	Ending Open	0	1	31	4	36	839	4.3
6th PIATT	Beginning Open	16	3	54	6	79	2,995	2.6
	New Filed	0	1	87	97	185	1,314	14.1
	Reinstated	0	0	0	0	0	0	0.0
	Closed	0	1	13	95	109	1,244	8.8
	Ending Open	16	3	128	27	174	3,182	5.5

\* TOTAL OF ALL CASES IN ALL CATEGORIES: CIVIL, FAMILY, CRIMINAL, CONSERVATION & TRAFFIC, JUVENILE, AND OTHER

# OTHER CASELOAD CONTINUED

CIRCUIT / COUNTY		CIVIL LAW VIOLATION	CONTEMPT OF COURT	MISCELLANEOUS CRIMINAL	ORDER OF PROTECTION	TOTAL OTHER CASES	TOTAL ALL CASES*	ALL OTHER CASES AS % OF ALL CASES
6th CIRCUIT TOTAL	Beginning Open	112	38	1,288	2,183	3,621	217,955	1.7
	New Filed	7	19	2,114	2,607	4,747	50,254	9.4
	Reinstated	0	0	1	2	3	263	1.1
	Closed	12	19	1,045	2,762	3,838	47,984	8.0
	Ending Open	95	35	2,245	2,341	4,716	219,903	2.1
7th GREENE	Beginning Open	0	0	0	6	6	814	0.7
	New Filed	0	0	75	115	190	1,316	14.4
	Reinstated	0	0	0	0	0	5	0.0
	Closed	0	0	73	111	184	1,493	12.3
	Ending Open	0	0	3	6	9	640	1.4
7th JERSEY	Beginning Open	2	0	65	41	108	3,920	2.8
	New Filed	0	1	76	176	253	2,735	9.3
	Reinstated	0	0	0	0	0	0	0.0
	Closed	0	1	25	159	185	2,890	6.4
	Ending Open	2	0	116	59	177	4,053	4.4
7th MACOUPIN	Beginning Open	1	2	26	60	89	10,394	0.9
	New Filed	0	0	59	347	406	5,364	7.6
	Reinstated	0	0	0	0	0	5	0.0
	Closed	0	2	51	341	394	5,372	7.3
	Ending Open	0	0	34	66	100	10,190	1.0
7th MORGAN	Beginning Open	0	0	10	25	35	1,957	1.8
	New Filed	0	0	137	338	475	3,841	12.4
	Reinstated	0	0	0	0	0	1	0.0
	Closed	0	0	70	287	357	3,546	10.1
	Ending Open	0	0	79	46	125	2,241	5.6
7th SANGAMON	Beginning Open	50	62	1,470	414	1,996	75,932	2.6
	New Filed	9	4	1,278	2,481	3,772	37,739	10.0
	Reinstated	0	0	0	0	0	1	0.0
	Closed	10	1	221	2,434	2,666	34,438	7.7
	Ending Open	45	65	2,524	580	3,214	80,479	4.0

\* TOTAL OF ALL CASES IN ALL CATEGORIES: CIVIL, FAMILY, CRIMINAL, CONSERVATION & TRAFFIC, JUVENILE, AND OTHER

# OTHER CASELOAD CONTINUED

CIRCUIT / COUNTY		CIVIL LAW VIOLATION	CONTEMPT OF COURT	MISCELLANEOUS CRIMINAL	ORDER OF PROTECTION	TOTAL OTHER CASES	TOTAL ALL CASES*	ALL OTHER CASES AS % OF ALL CASES
7th SCOTT	Beginning Open	10	1	0	16	27	1,596	1.7
	New Filed	0	0	2	50	52	1,156	4.5
	Reinstated	0	0	0	0	0	0	0.0
	Closed	0	0	0	45	45	1,107	4.1
	Ending Open	10	1	2	15	28	1,633	1.7
7th CIRCUIT TOTAL	Beginning Open	63	65	1,571	562	2,261	94,613	2.4
	New Filed	9	5	1,627	3,507	5,148	52,151	9.9
	Reinstated	0	0	0	0	0	12	0.0
	Closed	10	4	440	3,377	3,831	48,846	7.8
	Ending Open	57	66	2,758	772	3,653	99,236	3.7
8th ADAMS	Beginning Open	7	5	0	2	14	6,001	0.2
	New Filed	0	2	106	542	650	9,926	6.5
	Reinstated	0	0	0	0	0	2	0.0
	Closed	1	2	36	500	539	9,762	5.5
	Ending Open	6	5	10	31	52	6,004	0.9
8th BROWN	Beginning Open	7	0	2	5	14	817	1.7
	New Filed	0	0	36	24	60	874	6.9
	Reinstated	0	0	0	0	0	0	0.0
	Closed	0	0	25	24	49	885	5.5
	Ending Open	7	0	13	6	26	795	3.3
8th CALHOUN	Beginning Open	1	1	1	9	12	491	2.4
	New Filed	0	1	23	27	51	365	14.0
	Reinstated	0	0	0	0	0	0	0.0
	Closed	0	0	21	25	46	407	11.3
	Ending Open	1	2	3	6	12	422	2.8
8th CASS	Beginning Open	7	0	4	10	21	1,666	1.3
	New Filed	1	0	18	82	101	1,748	5.8
	Reinstated	0	0	0	1	1	6	16.7
	Closed	1	0	16	88	105	1,763	6.0
	Ending Open	7	0	3	4	14	1,622	0.9

\* TOTAL OF ALL CASES IN ALL CATEGORIES: CIVIL, FAMILY, CRIMINAL, CONSERVATION & TRAFFIC, JUVENILE, AND OTHER

# OTHER CASELOAD CONTINUED

CIRCUIT / COUNTY		CIVIL LAW VIOLATION	CONTEMPT OF COURT	MISCELLANEOUS CRIMINAL	ORDER OF PROTECTION	TOTAL OTHER CASES	TOTAL ALL CASES*	ALL OTHER CASES AS % OF ALL CASES
8th MASON	Beginning Open	11	0	1	112	124	3,872	3.2
	New Filed	0	2	80	118	200	1,966	10.2
	Reinstated	0	0	0	0	0	0	0.0
	Closed	0	2	60	110	172	1,791	9.6
	Ending Open	11	0	21	44	76	3,912	1.9
8th MENARD	Beginning Open	0	0	7	5	12	855	1.4
	New Filed	0	0	36	114	150	1,272	11.8
	Reinstated	0	0	0	0	0	1	0.0
	Closed	0	0	15	81	96	909	10.6
	Ending Open	0	0	28	38	66	1,214	5.4
8th PIKE	Beginning Open	33	3	68	31	135	5,989	2.3
	New Filed	0	2	114	133	249	2,072	12.0
	Reinstated	0	0	0	2	2	3	66.7
	Closed	0	2	88	128	218	2,108	10.3
	Ending Open	33	3	94	34	164	5,506	3.0
8th SCHUYLER	Beginning Open	7	0	6	31	44	1,412	3.1
	New Filed	0	0	10	42	52	971	5.4
	Reinstated	0	0	0	0	0	7	0.0
	Closed	0	0	9	40	49	861	5.7
	Ending Open	7	0	7	31	45	1,523	3.0
8th CIRCUIT TOTAL	Beginning Open	73	9	89	205	376	21,103	1.8
	New Filed	1	7	423	1,082	1,513	19,194	7.9
	Reinstated	0	0	0	3	3	19	15.8
	Closed	2	6	270	996	1,274	18,486	6.9
	Ending Open	72	10	179	194	455	20,998	2.2
9th FULTON	Beginning Open	47	0	15	46	108	4,992	2.2
	New Filed	1	0	159	345	505	3,893	13.0
	Reinstated	0	0	0	0	0	0	0.0
	Closed	27	0	130	353	510	4,042	12.6
	Ending Open	21	0	48	38	107	4,839	2.2

\* TOTAL OF ALL CASES IN ALL CATEGORIES: CIVIL, FAMILY, CRIMINAL, CONSERVATION & TRAFFIC, JUVENILE, AND OTHER



# OTHER CASELOAD CONTINUED

CIRCUIT / COUNTY		CIVIL LAW VIOLATION	CONTEMPT OF COURT	MISCELLANEOUS CRIMINAL	ORDER OF PROTECTION	TOTAL OTHER CASES	TOTAL ALL CASES*	ALL OTHER CASES AS % OF ALL CASES
9th HANCOCK	Beginning Open	0	0	19	154	173	3,462	5.0
	New Filed	0	0	82	115	197	1,811	10.9
	Reinstated	0	0	0	0	0	2	0.0
	Closed	0	0	7	43	50	1,349	3.7
	Ending Open	0	0	91	220	311	4,512	6.9
9th HENDERSON	Beginning Open	0	0	6	3	9	1,666	0.5
	New Filed	0	1	31	41	73	1,527	4.8
	Reinstated	0	0	0	0	0	0	0.0
	Closed	0	1	28	40	69	1,628	4.2
	Ending Open	0	0	9	4	13	1,694	0.8
9th KNOX	Beginning Open	16	21	27	566	630	13,813	4.6
	New Filed	2	0	103	315	420	7,373	5.7
	Reinstated	0	0	0	0	0	0	0.0
	Closed	4	1	64	259	328	6,312	5.2
	Ending Open	14	20	66	619	719	14,765	4.9
9th MCDONOUGH	Beginning Open	4	6	113	26	149	4,536	3.3
	New Filed	3	2	137	142	284	3,510	8.1
	Reinstated	0	0	0	0	0	1	0.0
	Closed	2	2	31	140	175	3,167	5.5
	Ending Open	5	3	219	28	255	5,073	5.0
9th WARREN	Beginning Open	2	0	21	8	31	2,258	1.4
	New Filed	0	1	39	117	157	2,271	6.9
	Reinstated	0	0	0	0	0	3	0.0
	Closed	0	0	19	100	119	2,138	5.6
	Ending Open	2	1	18	14	35	2,607	1.3
9th CIRCUIT TOTAL	Beginning Open	69	27	201	803	1,100	30,727	3.6
	New Filed	6	4	551	1,075	1,636	20,385	8.0
	Reinstated	0	0	0	0	0	6	0.0
	Closed	33	4	279	935	1,251	18,636	6.7
	Ending Open	42	24	451	923	1,440	33,490	4.3

\* TOTAL OF ALL CASES IN ALL CATEGORIES: CIVIL, FAMILY, CRIMINAL, CONSERVATION & TRAFFIC, JUVENILE, AND OTHER

# OTHER CASELOAD CONTINUED

CIRCUIT / COUNTY		CIVIL LAW VIOLATION	CONTEMPT OF COURT	MISCELLANEOUS CRIMINAL	ORDER OF PROTECTION	TOTAL OTHER CASES	TOTAL ALL CASES*	ALL OTHER CASES AS % OF ALL CASES
10th MARSHALL	Beginning Open	1	0	2	0	3	997	0.3
	New Filed	1	0	29	76	106	1,087	9.8
	Reinstated	0	0	0	0	0	2	0.0
	Closed	2	0	28	75	105	1,205	8.7
	Ending Open	0	0	1	1	2	855	0.2
10th PEORIA	Beginning Open	0	135	698	366	1,199	36,868	3.3
	New Filed	4	54	984	1,868	2,910	26,314	11.1
	Reinstated	0	0	0	0	0	16	0.0
	Closed	0	74	228	1,768	2,070	23,600	8.8
	Ending Open	4	114	1,454	466	2,038	39,617	5.1
10th PUTNAM	Beginning Open	2	0	20	5	27	733	3.7
	New Filed	4	0	6	25	35	759	4.6
	Reinstated	0	0	0	0	0	1	0.0
	Closed	3	0	3	21	27	716	3.8
	Ending Open	3	0	23	8	34	764	4.5
10th STARK	Beginning Open	0	0	2	0	2	555	0.4
	New Filed	0	0	6	25	31	689	4.5
	Reinstated	0	0	0	0	0	0	0.0
	Closed	0	0	7	24	31	714	4.3
	Ending Open	0	0	1	0	1	493	0.2
10th TAZEWELL	Beginning Open	0	2	11	79	92	14,709	0.6
	New Filed	0	1	198	693	892	11,338	7.9
	Reinstated	0	0	0	0	0	94	0.0
	Closed	0	1	169	646	816	13,404	6.1
	Ending Open	0	3	32	114	149	12,024	1.2
10th CIRCUIT TOTAL	Beginning Open	3	137	733	450	1,323	53,862	2.5
	New Filed	9	55	1,223	2,687	3,974	40,187	9.9
	Reinstated	0	0	0	0	0	113	0.0
	Closed	5	75	435	2,534	3,049	39,639	7.7
	Ending Open	7	117	1,511	589	2,224	53,753	4.1

\* TOTAL OF ALL CASES IN ALL CATEGORIES: CIVIL, FAMILY, CRIMINAL, CONSERVATION & TRAFFIC, JUVENILE, AND OTHER

# OTHER CASELOAD CONTINUED

CIRCUIT / COUNTY		CIVIL LAW VIOLATION	CONTEMPT OF COURT	MISCELLANEOUS CRIMINAL	ORDER OF PROTECTION	TOTAL OTHER CASES	TOTAL ALL CASES*	ALL OTHER CASES AS % OF ALL CASES
11th FORD	Beginning Open	13	0	33	1	47	1,419	3.3
	New Filed	0	0	29	83	112	1,328	8.4
	Reinstated	0	0	0	0	0	0	0.0
	Closed	3	0	27	83	113	1,262	9.0
	Ending Open	8	0	30	0	38	1,294	2.9
11th LIVINGSTON	Beginning Open	1	15	48	1	65	6,819	1.0
	New Filed	10	11	127	244	392	5,629	7.0
	Reinstated	0	0	0	0	0	2	0.0
	Closed	5	3	80	230	318	5,198	6.1
	Ending Open	6	21	92	0	119	7,051	1.7
11th LOGAN	Beginning Open	26	4	19	60	109	6,778	1.6
	New Filed	27	7	191	264	489	4,508	10.8
	Reinstated	0	0	0	0	0	1	0.0
	Closed	38	1	159	248	446	4,545	9.8
	Ending Open	16	6	51	23	96	6,485	1.5
11th MCLEAN	Beginning Open	0	1	12	5	18	13,464	0.1
	New Filed	15	3	377	742	1,137	26,694	4.3
	Reinstated	0	0	0	0	0	562	0.0
	Closed	9	3	374	739	1,125	26,855	4.2
	Ending Open	6	1	14	6	27	13,368	0.2
11th WOODFORD	Beginning Open	10	2	5	1	18	6,106	0.3
	New Filed	3	0	75	210	288	4,515	6.4
	Reinstated	0	0	0	0	0	13	0.0
	Closed	1	0	67	208	276	4,339	6.4
	Ending Open	12	2	7	2	23	6,063	0.4
11th CIRCUIT TOTAL	Beginning Open	50	22	117	68	257	34,586	0.7
	New Filed	55	21	799	1,543	2,418	42,674	5.7
	Reinstated	0	0	0	0	0	578	0.0
	Closed	56	7	707	1,508	2,278	42,199	5.4
	Ending Open	48	30	194	31	303	34,261	0.9

\* TOTAL OF ALL CASES IN ALL CATEGORIES: CIVIL, FAMILY, CRIMINAL, CONSERVATION & TRAFFIC, JUVENILE, AND OTHER

# OTHER CASELOAD CONTINUED

CIRCUIT / COUNTY		CIVIL LAW VIOLATION	CONTEMPT OF COURT	MISCELLANEOUS CRIMINAL	ORDER OF PROTECTION	TOTAL OTHER CASES	TOTAL ALL CASES*	ALL OTHER CASES AS % OF ALL CASES
12th WILL	Beginning Open	7	14	306	27	354	79,623	0.4
	New Filed	7	9	2,942	3,161	6,119	89,750	6.8
	Reinstated	0	0	10	2	12	2,704	0.4
	Closed	11	8	2,796	3,128	5,943	96,685	6.1
	Ending Open	2	16	471	62	551	75,497	0.7
12th CIRCUIT TOTAL	Beginning Open	7	14	306	27	354	79,623	0.4
	New Filed	7	9	2,942	3,161	6,119	89,750	6.8
	Reinstated	0	0	10	2	12	2,704	0.4
	Closed	11	8	2,796	3,128	5,943	96,685	6.1
	Ending Open	2	16	471	62	551	75,497	0.7
13th BUREAU	Beginning Open	6	1	15	1	23	4,556	0.5
	New Filed	3	0	99	154	256	3,203	8.0
	Reinstated	0	0	0	0	0	0	0.0
	Closed	3	0	37	93	133	2,875	4.6
	Ending Open	6	1	77	25	109	4,752	2.3
13th GRUNDY	Beginning Open	2	3	6	6	17	4,113	0.4
	New Filed	1	2	182	305	490	6,628	7.4
	Reinstated	0	0	0	0	0	55	0.0
	Closed	1	3	180	305	489	7,394	6.6
	Ending Open	2	2	8	2	14	3,301	0.4
13th LASALLE	Beginning Open	3	0	4	20	27	10,409	0.3
	New Filed	5	2	572	726	1,305	16,622	7.9
	Reinstated	0	0	0	0	0	428	0.0
	Closed	7	2	570	719	1,298	17,823	7.3
	Ending Open	1	0	5	25	31	9,533	0.3
13th CIRCUIT TOTAL	Beginning Open	11	4	25	27	67	19,078	0.4
	New Filed	9	4	853	1,185	2,051	26,453	7.8
	Reinstated	0	0	0	0	0	483	0.0
	Closed	11	5	787	1,117	1,920	28,092	6.8
	Ending Open	9	3	90	52	154	17,586	0.9

\* TOTAL OF ALL CASES IN ALL CATEGORIES: CIVIL, FAMILY, CRIMINAL, CONSERVATION & TRAFFIC, JUVENILE, AND OTHER

# OTHER CASELOAD CONTINUED

CIRCUIT / COUNTY		CIVIL LAW VIOLATION	CONTEMPT OF COURT	MISCELLANEOUS CRIMINAL	ORDER OF PROTECTION	TOTAL OTHER CASES	TOTAL ALL CASES*	ALL OTHER CASES AS % OF ALL CASES
14th HENRY	Beginning Open	29	1	5	2	37	10,197	0.4
	New Filed	3	3	220	187	413	5,486	7.5
	Reinstated	0	0	0	0	0	0	0.0
	Closed	6	1	206	181	394	5,792	6.8
	Ending Open	26	3	16	8	53	9,605	0.6
14th MERCER	Beginning Open	2	2	22	7	33	1,372	2.4
	New Filed	3	0	33	69	105	1,417	7.4
	Reinstated	0	0	0	0	0	0	0.0
	Closed	3	1	11	63	78	1,262	6.2
	Ending Open	2	1	43	2	48	1,478	3.2
14th ROCK ISLAND	Beginning Open	18	5	35	7	65	36,189	0.2
	New Filed	18	0	817	1,514	2,349	20,101	11.7
	Reinstated	0	0	0	0	0	18	0.0
	Closed	21	0	744	1,482	2,247	21,313	10.5
	Ending Open	15	5	81	24	125	34,253	0.4
14th WHITESIDE	Beginning Open	14	0	13	11	38	9,218	0.4
	New Filed	3	1	257	315	576	9,561	6.0
	Reinstated	0	0	0	0	0	2	0.0
	Closed	7	1	254	303	565	9,811	5.8
	Ending Open	10	0	11	14	35	8,872	0.4
14th CIRCUIT TOTAL	Beginning Open	63	8	75	27	173	56,976	0.3
	New Filed	27	4	1,327	2,085	3,443	36,565	9.4
	Reinstated	0	0	0	0	0	20	0.0
	Closed	37	3	1,215	2,029	3,284	38,178	8.6
	Ending Open	53	9	151	48	261	54,208	0.5
15th CARROLL	Beginning Open	6	2	6	5	19	2,231	0.9
	New Filed	2	1	33	84	120	1,439	8.3
	Reinstated	0	0	0	0	0	0	0.0
	Closed	2	0	25	82	109	1,414	7.7
	Ending Open	6	3	9	6	24	2,163	1.1

\* TOTAL OF ALL CASES IN ALL CATEGORIES: CIVIL, FAMILY, CRIMINAL, CONSERVATION & TRAFFIC, JUVENILE, AND OTHER

# OTHER CASELOAD CONTINUED

CIRCUIT / COUNTY		CIVIL LAW VIOLATION	CONTEMPT OF COURT	MISCELLANEOUS CRIMINAL	ORDER OF PROTECTION	TOTAL OTHER CASES	TOTAL ALL CASES*	ALL OTHER CASES AS % OF ALL CASES
15th JO DAVIESS	Beginning Open	4	0	16	3	23	2,131	1.1
	New Filed	4	0	78	75	157	2,615	6.0
	Reinstated	0	0	0	0	0	0	0.0
	Closed	5	0	73	73	151	2,807	5.4
	Ending Open	3	0	21	6	30	2,164	1.4
15th LEE	Beginning Open	4	0	6	3	13	5,425	0.2
	New Filed	0	2	148	250	400	5,016	8.0
	Reinstated	0	0	0	0	0	7	0.0
	Closed	0	2	131	248	381	4,752	8.0
	Ending Open	4	0	23	1	28	5,361	0.5
15th OGLE	Beginning Open	13	0	0	0	13	10,022	0.1
	New Filed	36	0	56	272	364	6,837	5.3
	Reinstated	0	0	0	0	0	2	0.0
	Closed	28	0	51	273	352	7,166	4.9
	Ending Open	15	0	4	0	19	9,539	0.2
15th STEPHENSON	Beginning Open	0	8	7	6	21	5,455	0.4
	New Filed	1	14	97	310	422	6,853	6.2
	Reinstated	0	0	0	0	0	8	0.0
	Closed	1	16	99	289	405	6,980	5.8
	Ending Open	0	5	4	13	22	5,287	0.4
15th CIRCUIT TOTAL	Beginning Open	27	10	35	17	89	25,264	0.4
	New Filed	43	17	412	991	1,463	22,760	6.4
	Reinstated	0	0	0	0	0	17	0.0
	Closed	36	18	379	965	1,398	23,119	6.0
	Ending Open	28	8	61	26	123	24,514	0.5
16th KANE	Beginning Open	21	127	1,335	119	1,602	52,178	3.1
	New Filed	4	26	3,213	1,966	5,209	59,773	8.7
	Reinstated	0	0	0	5	5	3,779	0.1
	Closed	6	16	1,325	1,918	3,265	62,101	5.3
	Ending Open	19	137	2,678	45	2,879	51,221	5.6

\* TOTAL OF ALL CASES IN ALL CATEGORIES: CIVIL, FAMILY, CRIMINAL, CONSERVATION & TRAFFIC, JUVENILE, AND OTHER

# OTHER CASELOAD CONTINUED

CIRCUIT / COUNTY		CIVIL LAW VIOLATION	CONTEMPT OF COURT	MISCELLANEOUS CRIMINAL	ORDER OF PROTECTION	TOTAL OTHER CASES	TOTAL ALL CASES*	ALL OTHER CASES AS % OF ALL CASES
16th CIRCUIT TOTAL	Beginning Open	21	127	1,335	119	1,602	52,178	3.1
	New Filed	4	26	3,213	1,966	5,209	59,773	8.7
	Reinstated	0	0	0	5	5	3,779	0.1
	Closed	6	16	1,325	1,918	3,265	62,101	5.3
	Ending Open	19	137	2,678	45	2,879	51,221	5.6
17th BOONE	Beginning Open	1	1	13	32	47	11,453	0.4
	New Filed	11	2	128	312	453	7,500	6.0
	Reinstated	0	0	0	0	0	4	0.0
	Closed	11	1	127	313	452	8,052	5.6
	Ending Open	1	2	2	17	22	10,915	0.2
17th WINNEBAGO	Beginning Open	55	44	53	0	152	61,815	0.2
	New Filed	111	74	767	3,307	4,259	42,450	10.0
	Reinstated	0	0	0	0	0	175	0.0
	Closed	118	64	706	3,307	4,195	41,880	10.0
	Ending Open	48	50	114	0	212	61,783	0.3
17th CIRCUIT TOTAL	Beginning Open	56	45	66	32	199	73,268	0.3
	New Filed	122	76	895	3,619	4,712	49,950	9.4
	Reinstated	0	0	0	0	0	179	0.0
	Closed	129	65	833	3,620	4,647	49,932	9.3
	Ending Open	49	52	116	17	234	72,698	0.3
18th DUPAGE	Beginning Open	14	44	241	52	351	100,038	0.4
	New Filed	27	34	880	2,063	3,004	118,533	2.5
	Reinstated	0	0	5	9	14	633	2.2
	Closed	25	34	818	2,055	2,932	117,961	2.5
	Ending Open	16	44	308	69	437	101,244	0.4
18th CIRCUIT TOTAL	Beginning Open	14	44	241	52	351	100,038	0.4
	New Filed	27	34	880	2,063	3,004	118,533	2.5
	Reinstated	0	0	5	9	14	633	2.2
	Closed	25	34	818	2,055	2,932	117,961	2.5
	Ending Open	16	44	308	69	437	101,244	0.4

\* TOTAL OF ALL CASES IN ALL CATEGORIES: CIVIL, FAMILY, CRIMINAL, CONSERVATION & TRAFFIC, JUVENILE, AND OTHER

# OTHER CASELOAD CONTINUED

CIRCUIT / COUNTY		CIVIL LAW VIOLATION	CONTEMPT OF COURT	MISCELLANEOUS CRIMINAL	ORDER OF PROTECTION	TOTAL OTHER CASES	TOTAL ALL CASES*	ALL OTHER CASES AS % OF ALL CASES
19th LAKE	Beginning Open	6	6	110	13	135	27,452	0.5
	New Filed	9	14	637	2,939	3,599	73,500	4.9
	Reinstated	0	0	3	15	18	4,962	0.4
	Closed	11	11	648	2,933	3,603	78,394	4.6
	Ending Open	193	13	104	9	319	554,586	0.1
19th CIRCUIT TOTAL	Beginning Open	6	6	110	13	135	27,452	0.5
	New Filed	9	14	637	2,939	3,599	73,500	4.9
	Reinstated	0	0	3	15	18	4,962	0.4
	Closed	11	11	648	2,933	3,603	78,394	4.6
	Ending Open	193	13	104	9	319	554,586	0.1
20th ST. CLAIR	Beginning Open	18	0	67	30	115	95,390	0.1
	New Filed	14	1	96	1,552	1,663	36,667	4.5
	Reinstated	0	0	0	0	0	62	0.0
	Closed	12	0	48	1,546	1,606	31,546	5.1
	Ending Open	22	1	106	6	135	100,994	0.1
20th CIRCUIT TOTAL	Beginning Open	18	0	67	30	115	95,390	0.1
	New Filed	14	1	96	1,552	1,663	36,667	4.5
	Reinstated	0	0	0	0	0	62	0.0
	Closed	12	0	48	1,546	1,606	31,546	5.1
	Ending Open	22	1	106	6	135	100,994	0.1
21st IROQUOIS	Beginning Open	3	7	15	21	46	10,759	0.4
	New Filed	1	0	59	254	314	3,248	9.7
	Reinstated	0	0	0	0	0	1	0.0
	Closed	2	0	42	250	294	3,320	8.9
	Ending Open	2	7	32	15	56	10,424	0.5
21st KANKAKEE	Beginning Open	42	241	55	694	1,032	33,752	3.1
	New Filed	1	10	392	955	1,358	16,731	8.1
	Reinstated	0	0	0	0	0	0	0.0
	Closed	2	27	383	877	1,289	15,685	8.2
	Ending Open	41	224	64	772	1,101	34,798	3.2

\* TOTAL OF ALL CASES IN ALL CATEGORIES: CIVIL, FAMILY, CRIMINAL, CONSERVATION & TRAFFIC, JUVENILE, AND OTHER

Note: Due to changes in Lake County's case management system, there are noticeable differences in the number of open cases at the end of 2023 when compared to prior years.



# OTHER CASELOAD CONTINUED

CIRCUIT / COUNTY		CIVIL LAW VIOLATION	CONTEMPT OF COURT	MISCELLANEOUS CRIMINAL	ORDER OF PROTECTION	TOTAL OTHER CASES	TOTAL ALL CASES*	ALL OTHER CASES AS % OF ALL CASES
21st CIRCUIT TOTAL	Beginning Open	45	248	70	715	1,078	44,511	2.4
	New Filed	2	10	451	1,209	1,672	19,979	8.4
	Reinstated	0	0	0	0	0	1	0.0
	Closed	4	27	425	1,127	1,583	19,005	8.3
	Ending Open	43	231	96	787	1,157	45,222	2.6
22nd MCHENRY	Beginning Open	8	5	327	1	341	14,545	2.3
	New Filed	12	7	1,293	1,420	2,732	43,131	6.3
	Reinstated	0	0	0	0	0	1,072	0.0
	Closed	14	6	1,075	1,422	2,517	43,546	5.8
	Ending Open	8	6	536	0	550	15,420	3.6
22nd CIRCUIT TOTAL	Beginning Open	8	5	327	1	341	14,545	2.3
	New Filed	12	7	1,293	1,420	2,732	43,131	6.3
	Reinstated	0	0	0	0	0	1,072	0.0
	Closed	14	6	1,075	1,422	2,517	43,546	5.8
	Ending Open	8	6	536	0	550	15,420	3.6
23rd DEKALB	Beginning Open	18	1	18	21	58	10,249	0.6
	New Filed	3	2	330	640	975	12,894	7.6
	Reinstated	0	0	0	0	0	101	0.0
	Closed	7	2	315	632	956	14,599	6.5
	Ending Open	12	1	33	28	74	8,924	0.8
23rd KENDALL	Beginning Open	13	49	40	80	182	8,685	2.1
	New Filed	1	7	241	481	730	12,064	6.1
	Reinstated	0	0	3	0	3	170	1.8
	Closed	1	11	129	458	599	12,803	4.7
	Ending Open	13	45	128	113	299	8,949	3.3
23rd CIRCUIT TOTAL	Beginning Open	31	50	58	101	240	18,934	1.3
	New Filed	4	9	571	1,121	1,705	24,958	6.8
	Reinstated	0	0	3	0	3	271	1.1
	Closed	8	13	444	1,090	1,555	27,402	5.7
	Ending Open	25	46	161	141	373	17,873	2.1
24th MONROE	Beginning Open	1	2	16	0	19	2,519	0.8
	New Filed	0	0	177	146	323	3,767	8.6
	Reinstated	0	0	0	0	0	6	0.0
	Closed	1	0	168	144	313	3,576	8.8
	Ending Open	0	2	16	0	18	2,678	0.7

\* TOTAL OF ALL CASES IN ALL CATEGORIES: CIVIL, FAMILY, CRIMINAL, CONSERVATION & TRAFFIC, JUVENILE, AND OTHER

# OTHER CASELOAD CONTINUED

CIRCUIT / COUNTY		CIVIL LAW VIOLATION	CONTEMPT OF COURT	MISCELLANEOUS CRIMINAL	ORDER OF PROTECTION	TOTAL OTHER CASES	TOTAL ALL CASES*	ALL OTHER CASES AS % OF ALL CASES
24th PERRY	Beginning Open	2	1	50	29	82	3,132	2.6
	New Filed	1	0	90	50	141	2,135	6.6
	Reinstated	0	0	0	0	0	0	0.0
	Closed	1	0	2	41	44	1,817	2.4
	Ending Open	2	1	138	38	179	3,416	5.2
24th RANDOLPH	Beginning Open	0	0	42	11	53	2,706	2.0
	New Filed	1	0	98	151	250	4,130	6.1
	Reinstated	0	0	0	0	0	0	0.0
	Closed	1	0	111	105	217	3,976	5.5
	Ending Open	0	0	1	12	13	2,439	0.5
24th WASHINGTON	Beginning Open	4	2	24	32	62	2,772	2.2
	New Filed	1	0	124	51	176	1,299	13.5
	Reinstated	0	0	0	0	0	0	0.0
	Closed	2	1	75	44	122	1,192	10.2
	Ending Open	3	1	10	23	37	2,779	1.3
24th CIRCUIT TOTAL	Beginning Open	7	5	132	72	216	11,129	1.9
	New Filed	3	0	489	398	890	11,331	7.9
	Reinstated	0	0	0	0	0	6	0.0
	Closed	5	1	356	334	696	10,561	6.6
	Ending Open	5	4	165	73	247	11,312	2.2
DOWNSTATE TOTAL	Beginning Open	976	941	8,278	7,817	18,012	1,412,664	1.3
	New Filed	458	367	25,931	44,706	71,462	1,014,227	7.0
	Reinstated	0	1	22	53	76	15,647	0.5
	Closed	542	366	18,128	43,752	62,788	1,026,756	6.1
	Ending Open	1,023	911	14,877	7,938	24,749	1,926,132	1.3
COOK	Beginning Open	83	105	617	2,312	3,117	302,613	1.0
	New Filed	106	126	61	13,148	13,441	491,625	2.7
	Reinstated	3	17	1	437	458	4,607	9.9
	Closed	2	77	7	12,563	12,649	300,467	4.2
	Ending Open	190	171	672	3,334	4,367	498,378	0.9
STATE TOTAL	Beginning Open	1,059	1,046	8,895	10,129	21,129	1,715,277	1.2
	New Filed	564	493	25,992	57,854	84,903	1,505,852	5.6
	Reinstated	3	18	23	490	534	20,254	2.6
	Closed	544	443	18,135	56,315	75,437	1,327,223	5.7
	Ending Open	1,213	1,082	15,549	11,272	29,116	2,424,510	1.2

\* TOTAL OF ALL CASES IN ALL CATEGORIES: CIVIL, FAMILY, CRIMINAL, CONSERVATION & TRAFFIC, JUVENILE, AND OTHER

Note: Due to changes in Cook County's case management system, there are variances in the number of cases being reported as open on January 1, 2023, when compared to the number of cases reported as open on December 31, 2022. There will also be noticeable differences in the number of cases filed and closed in 2023 when compared to prior years.

# AGE OF OPEN CASES BY CASE CATEGORY

## DOWNSTATE CIRCUITS AS OF DECEMBER 31, 2023

CASE CATEGORY	2023		2022		2021		2020		2019		Prior To 2019		Total Open Cases	% Of Total Open Cases More Than 12 Months
	# of Open Cases	% of Total Open Cases	# of Open Cases	% of Total Open Cases	# of Open Cases	% of Total Open Cases	# of Open Cases	% of Total Open Cases	# of Open Cases	% of Total Open Cases	# of Open Cases	% of Total Open Cases		
ARBITRATION	4,843	83.8	548	9.5	167	2.9	70	1.2	43	0.7	108	1.9	5,779	16.2
CHANCERY	1,482	12.2	762	6.3	751	6.2	784	6.5	1,010	8.3	7,348	60.5	12,137	87.8
EMINET DOMAIN	142	32.9	107	24.8	30	6.9	9	2.1	13	3.0	131	30.3	432	67.1
EVICTON	7,873	74.6	2,683	25.4	0	0.0	0	0.0	0	0.0	0	0.0	10,556	25.4
FORECLOSURE	5,570	72.7	2,093	27.3	0	0.0	0	0.0	0	0.0	0	0.0	7,663	27.3
GOVERNMENTAL CORPORATION	24	27.6	63	72.4	0	0.0	0	0.0	0	0.0	0	0.0	87	72.4
GUARDIANSHIP	2,836	62.6	1,696	37.4	0	0.0	0	0.0	0	0.0	0	0.0	4,532	37.4
LAW >\$50,000(L)	23	0.1	50	0.3	4,005	24.6	2,849	17.5	1,882	11.6	7,455	45.8	16,264	99.9
LAW >\$50,000(LA)	9,429	62.7	5,616	37.3	0	0.0	0	0.0	0	0.0	0	0.0	15,045	37.3
LAW =< \$50,000	3,326	11.8	1,003	3.5	2,144	7.6	1,636	5.8	2,275	8.1	17,875	63.3	28,259	88.2
MENTAL HEALTH	763	35.8	246	11.5	188	8.8	285	13.4	163	7.6	486	22.8	2,131	64.2
MISCELLANEOUS REMEDY	3,148	9.1	1,487	4.3	5,109	14.8	4,029	11.7	3,109	9.0	17,680	51.2	34,562	90.9
MUNICIPAL CORPORATION	0	0.0	0	0.0	11	3.9	13	4.7	5	1.8	250	89.6	279	100.0
PROBATE (P)	26	0.1	68	0.1	5,483	12.1	3,786	8.3	3,034	6.7	33,030	72.7	45,427	99.9
PROBATE (PR)	10,076	62.4	6,059	37.6	0	0.0	0	0.0	0	0.0	0	0.0	16,135	37.6
SMALL CLAIM	29,639	38.4	5,764	7.5	4,614	6.0	3,206	4.2	3,812	4.9	30,204	39.1	77,239	61.6
TAX	3,389	31.9	1,097	10.3	297	2.8	193	1.8	332	3.1	5,315	50.0	10,623	68.1
CRIMINAL FELONY	34,779	31.1	14,078	12.6	7,420	6.6	4,781	4.3	3,812	3.4	47,082	42.1	111,952	68.9
CRIMINAL MISDEMEANOR	20,369	17.6	7,033	6.1	5,942	5.1	4,830	4.2	4,570	4.0	72,916	63.0	115,660	82.4
CONSERVATION VIOLATION	642	11.3	97	1.7	100	1.8	80	1.4	45	0.8	4,694	83.0	5,658	88.7
DOMESTICE VIOLENCE	6,229	66.3	1,902	20.2	86	0.9	60	0.6	54	0.6	1,064	11.3	9,395	33.7
DRIVING UNDER INFLUENCE	12,073	21.3	3,700	6.5	2,331	4.1	1,668	2.9	1,376	2.4	35,429	62.6	56,577	78.7
MAJOR TRAFFIC	50,380	73.0	18,641	27.0	0	0.0	0	0.0	0	0.0	0	0.0	69,021	27.0
MINOR TRAFFIC	60,044	5.6	9,364	0.9	36,541	3.4	29,958	2.8	27,594	2.6	912,575	84.8	1,076,076	94.4
ORDINANCE VIOLATION	5,290	6.9	1,850	2.4	1,341	1.8	891	1.2	1,322	1.7	65,498	86.0	76,192	93.1
QUASI-CRIMINAL	117	89.3	14	10.7	0	0.0	0	0.0	0	0.0	0	0.0	131	10.7
ADOPTION	743	31.3	265	11.2	164	6.9	119	5.0	190	8.0	892	37.6	2,373	68.7
DISSOLUTION OF MARRIAGE (D)	6	0.1	3	0.0	1,511	13.3	862	7.6	706	6.2	8,271	72.8	11,359	99.9
DISSOLUTION WITH CHILDREN	6,135	73.7	2,189	26.3	0	0.0	0	0.0	0	0.0	0	0.0	8,324	26.3
DISSOLUTION WITHOUT CHILDREN	5,055	80.1	1,255	19.9	0	0.0	0	0.0	0	0.0	0	0.0	6,310	19.9
FAMILY (F)	2	0.0	8	0.0	2,015	9.5	1,293	6.1	1,322	6.3	16,471	78.0	21,111	100.0
FAMILY (FA)	6,661	70.3	2,820	29.7	0	0.0	0	0.0	0	0.0	0	0.0	9,481	29.7
JUVENILE (J)	0	0.0	1	0.1	36	2.9	40	3.2	50	4.0	1,136	89.9	1,263	100.0
JUVENILE (JV)	146	52.7	131	47.3	0	0.0	0	0.0	0	0.0	0	0.0	277	47.3
JUVENILE ABUSE & NEGLECT	4,833	26.7	3,305	18.3	2,439	13.5	2,003	11.1	1,366	7.6	4,133	22.9	18,079	73.3
JUVENILE DELIQUENT	3,190	21.3	994	6.6	754	5.0	664	4.4	800	5.3	8,592	57.3	14,994	78.7
CIVIL LAW	109	10.7	23	2.2	43	4.2	81	7.9	202	19.7	565	55.2	1,023	89.3
CONTEMPT OF COURT	143	15.7	82	9.0	100	11.0	52	5.7	74	8.1	460	50.5	911	84.3
MISCELLANEOUS CRIMINAL	8,564	57.6	6,313	42.4	0	0.0	0	0.0	0	0.0	0	0.0	14,877	42.4
ORDER OF PROTECTION	2,066	26.0	733	9.2	472	5.9	455	5.7	315	4.0	3,897	49.1	7,938	74.0
<b>TOTALS</b>	<b>310,165</b>	<b>16.1</b>	<b>104,143</b>	<b>5.4</b>	<b>84,094</b>	<b>4.4</b>	<b>64,697</b>	<b>3.4</b>	<b>59,476</b>	<b>3.1</b>	<b>1,303,557</b>	<b>67.7</b>	<b>1,926,132</b>	<b>83.9</b>

Note: Each column indicates how many cases and the percentage of cases that are pending for that specific year out of the total pending cases.

# TIME LAPSE: CASE FILING TO DATE OF VERDICT BY CIRCUIT CALENDAR YEAR 2023

CIRCUIT	TYPE	CASES CLOSED BY JURY TRIAL	AVERAGE TIME LAPSE IN MONTHS (JURY TRIAL)	CASES CLOSED BY BENCH TRIAL	AVERAGE TIME LAPSE IN MONTHS (BENCH TRIAL)
1st	Law > \$50,000 (L)	28	56.6	4	48.4
	Law > \$50,000 (LA)	1	12.2	1	19.6
	Law <\$50,000	0	0.0	7	17.9
	Small Claims	0	0.0	72	6.4
	Criminal Felony	17	20.1	7	25.0
	Criminal Misdemeanor	0	0.0	0	0.0
	Domestic Violence	0	0.0	0	0.0
	Driving Under Influence	0	0.0	0	0.0
2nd	Law > \$50,000 (L)	5	42.8	0	0.0
	Law > \$50,000 (LA)	0	0.0	0	0.0
	Law <\$50,000	0	0.0	13	12.5
	Small Claims	0	0.0	35	8.7
	Criminal Felony	16	23.1	4	19.1
	Criminal Misdemeanor	1	10.5	1	12.9
	Domestic Violence	0	0.0	1	11.3
	Driving Under Influence	0	0.0	2	15.1
3rd	Law > \$50,000 (L)	8	61.4	4	48.2
	Law > \$50,000 (LA)	0	0.0	0	0.0
	Law <\$50,000	0	0.0	0	0.0
	Small Claims	0	0.0	58	5.3
	Criminal Felony	8	17.5	2	17.6
	Criminal Misdemeanor	1	44.2	8	14.6
	Domestic Violence	1	8.2	0	0.0
	Driving Under Influence	0	0.0	0	0.0
4th	Law > \$50,000 (L)	7	34.1	0	0.0
	Law > \$50,000 (LA)	0	0.0	0	0.0
	Law <\$50,000	0	0.0	9	12.8
	Small Claims	0	0.0	42	6.7
	Criminal Felony	24	17.9	6	13.5
	Criminal Misdemeanor	2	8.0	2	50.7
	Domestic Violence	1	13.1	0	0.0
	Driving Under Influence	1	15.0	0	0.0
5th	Law > \$50,000 (L)	0	0.0	0	0.0
	Law > \$50,000 (LA)	0	0.0	0	0.0
	Law <\$50,000	0	0.0	4	8.1
	Small Claims	0	0.0	15	6.4
	Criminal Felony	13	27.2	1	34.4
	Criminal Misdemeanor	1	31.7	2	15.6
	Domestic Violence	0	0.0	0	0.0
	Driving Under Influence	1	23.3	0	0.0

# TIME LAPSE: CASE FILING TO DATE OF VERDICT BY CIRCUIT

CIRCUIT	TYPE	CASES CLOSED BY JURY TRIAL	AVERAGE TIME LAPSE IN MONTHS (JURY TRIAL)	CASES CLOSED BY BENCH TRIAL	AVERAGE TIME LAPSE IN MONTHS (BENCH TRIAL)
6th	Law > \$50,000 (L)	8	51.3	2	23.5
	Law > \$50,000 (LA)	0	0.0	0	0.0
	Law <\$50,000	0	0.0	3	11.4
	Small Claims	0	0.0	36	6.6
	Criminal Felony	62	17.4	12	13.3
	Criminal Misdemeanor	4	13.8	1	6.1
	Domestic Violence	1	11.4	0	0.0
	Driving Under Influence	2	7.7	0	0.0
7th	Law > \$50,000 (L)	8	50.8	1	38.4
	Law > \$50,000 (LA)	1	4.9	0	0.0
	Law <\$50,000	0	0.0	5	16.4
	Small Claims	0	0.0	41	5.7
	Criminal Felony	10	35.5	7	26.1
	Criminal Misdemeanor	0	0.0	12	13.7
	Domestic Violence	0	0.0	4	10.0
	Driving Under Influence	0	0.0	1	5.7
8th	Law > \$50,000 (L)	5	35.7	0	0.0
	Law > \$50,000 (LA)	0	0.0	1	19.5
	Law <\$50,000	0	0.0	11	17.8
	Small Claims	0	0.0	57	7.0
	Criminal Felony	12	16.1	6	20.1
	Criminal Misdemeanor	2	25.6	1	5.3
	Domestic Violence	0	0.0	0	0.0
	Driving Under Influence	0	0.0	1	1.5
9th	Law > \$50,000 (L)	2	34.8	1	18.2
	Law > \$50,000 (LA)	0	0.0	0	0.0
	Law <\$50,000	0	0.0	0	0.0
	Small Claims	0	0.0	19	5.1
	Criminal Felony	1	11.0	5	20.5
	Criminal Misdemeanor	1	8.5	5	17.4
	Domestic Violence	1	4.8	0	0.0
	Driving Under Influence	0	0.0	0	0.0
10th	Law > \$50,000 (L)	7	60.3	1	127.0
	Law > \$50,000 (LA)	0	0.0	0	0.0
	Law <\$50,000	1	62.0	1	19.3
	Small Claims	0	0.0	24	6.3
	Criminal Felony	24	19.0	8	27.1
	Criminal Misdemeanor	4	6.4	3	5.7
	Domestic Violence	3	8.2	0	0.0
	Driving Under Influence	1	19.0	0	0.0

# TIME LAPSE: CASE FILING TO DATE OF VERDICT BY CIRCUIT

CIRCUIT	TYPE	CASES CLOSED BY JURY TRIAL	AVERAGE TIME LAPSE IN MONTHS (JURY TRIAL)	CASES CLOSED BY BENCH TRIAL	AVERAGE TIME LAPSE IN MONTHS (BENCH TRIAL)
11th	Law > \$50,000 (L)	3	56.5	0	0.0
	Law > \$50,000 (LA)	0	0.0	2	13.6
	Law <\$50,000	0	0.0	3	20.8
	Small Claims	0	0.0	57	5.8
	Criminal Felony	50	18.7	28	19.0
	Criminal Misdemeanor	11	16.8	5	20.2
	Domestic Violence	2	9.5	2	12.5
	Driving Under Influence	4	19.6	1	14.0
12th	Law > \$50,000 (L)	23	54.1	9	36.4
	Law > \$50,000 (LA)	0	0.0	0	0.0
	Law <\$50,000	0	0.0	2	22.7
	Small Claims	2	30.6	62	7.8
	Criminal Felony	14	49.0	78	27.4
	Criminal Misdemeanor	6	10.1	46	14.2
	Domestic Violence	2	7.0	9	11.9
	Driving Under Influence	4	14.2	185	10.3
13th	Law > \$50,000 (L)	4	64.3	2	49.4
	Law > \$50,000 (LA)	0	0.0	0	0.0
	Law <\$50,000	0	0.0	7	15.2
	Small Claims	0	0.0	21	5.7
	Criminal Felony	7	32.3	4	19.2
	Criminal Misdemeanor	4	16.0	15	9.0
	Domestic Violence	1	4.1	8	6.4
	Driving Under Influence	4	20.4	11	14.5
14th	Law > \$50,000 (L)	2	45.6	0	0.0
	Law > \$50,000 (LA)	0	0.0	0	0.0
	Law <\$50,000	0	0.0	2	22.3
	Small Claims	0	0.0	40	5.3
	Criminal Felony	17	27.9	16	18.5
	Criminal Misdemeanor	5	17.1	7	12.2
	Domestic Violence	2	9.9	6	6.5
	Driving Under Influence	0	0.0	4	16.4
15th	Law > \$50,000 (L)	3	59.8	4	56.0
	Law > \$50,000 (LA)	1	9.9	1	11.7
	Law <\$50,000	0	0.0	2	32.4
	Small Claims	0	0.0	32	7.8
	Criminal Felony	10	19.8	8	20.3
	Criminal Misdemeanor	3	8.3	23	12.1
	Domestic Violence	4	6.2	5	6.0
	Driving Under Influence	3	31.1	2	30.0

# TIME LAPSE: CASE FILING TO DATE OF VERDICT BY CIRCUIT

CIRCUIT	TYPE	CASES CLOSED BY JURY TRIAL	AVERAGE TIME LAPSE IN MONTHS (JURY TRIAL)	CASES CLOSED BY BENCH TRIAL	AVERAGE TIME LAPSE IN MONTHS (BENCH TRIAL)
16th	Law > \$50,000 (L)	0	0.0	0	0.0
	Law > \$50,000 (LA)	0	0.0	0	0.0
	Law <\$50,000	0	0.0	0	0.0
	Small Claims	0	0.0	0	0.0
	Criminal Felony	32	26.4	10	26.7
	Criminal Misdemeanor	19	17.0	36	17.0
	Domestic Violence	12	9.4	7	10.4
	Driving Under Influence	6	24.1	35	17.8
17th	Law > \$50,000 (L)	5	60.0	0	0.0
	Law > \$50,000 (LA)	0	0.0	0	0.0
	Law <\$50,000	0	0.0	0	0.0
	Small Claims	0	0.0	7	7.8
	Criminal Felony	42	24.8	13	26.7
	Criminal Misdemeanor	9	23.9	8	11.7
	Domestic Violence	1	9.5	2	8.9
	Driving Under Influence	4	18.3	4	12.9
18th	Law > \$50,000 (L)	17	51.4	6	50.9
	Law > \$50,000 (LA)	0	0.0	0	0.0
	Law <\$50,000	0	0.0	1	33.9
	Small Claims	0	0.0	5	5.5
	Criminal Felony	8	32.4	20	23.1
	Criminal Misdemeanor	11	13.8	50	11.0
	Domestic Violence	9	5.9	22	7.3
	Driving Under Influence	6	28.2	70	13.6
19th	Law > \$50,000 (L)	3	37.1	0	0.0
	Law > \$50,000 (LA)	0	0.0	1	8.2
	Law <\$50,000	0	0.0	0	0.0
	Small Claims	0	0.0	3	6.3
	Criminal Felony	23	14.1	1	15.1
	Criminal Misdemeanor	8	14.0	3	30.7
	Domestic Violence	4	5.4	1	3.6
	Driving Under Influence	7	13.0	12	13.2
20th	Law > \$50,000 (L)	2	58.5	0	0.0
	Law > \$50,000 (LA)	2	17.1	0	0.0
	Law <\$50,000	0	0.0	0	0.0
	Small Claims	0	0.0	0	0.0
	Criminal Felony	12	22.4	0	0.0
	Criminal Misdemeanor	0	0.0	0	0.0
	Domestic Violence	0	0.0	0	0.0
	Driving Under Influence	1	62.2	0	0.0
21st	Law > \$50,000 (L)	2	50.3	0	0.0
	Law > \$50,000 (LA)	0	0.0	0	0.0
	Law <\$50,000	0	0.0	1	19.3
	Small Claims	0	0.0	3	3.6
	Criminal Felony	1	45.3	0	0.0
	Criminal Misdemeanor	0	0.0	0	0.0
	Domestic Violence	0	0.0	1	4.1
	Driving Under Influence	0	0.0	0	0.0

# TIME LAPSE: CASE FILING TO DATE OF VERDICT BY CIRCUIT

CIRCUIT	TYPE	CASES CLOSED BY JURY TRIAL	AVERAGE TIME LAPSE IN MONTHS (JURY TRIAL)	CASES CLOSED BY BENCH TRIAL	AVERAGE TIME LAPSE IN MONTHS (BENCH TRIAL)
22nd	Law > \$50,000 (L)	0	0.0	0	0.0
	Law > \$50,000 (LA)	5	48.2	1	33.1
	Law <\$50,000	0	0.0	0	0.0
	Small Claims	0	0.0	23	4.3
	Criminal Felony	6	30.7	8	27.4
	Criminal Misdemeanor	8	13.9	10	11.2
	Domestic Violence	5	9.6	7	15.6
	Driving Under Influence	3	14.9	17	12.3
23rd	Law > \$50,000 (L)	1	38.9	6	78.1
	Law > \$50,000 (LA)	0	0.0	1	11.0
	Law <\$50,000	0	0.0	1	5.2
	Small Claims	0	0.0	18	8.1
	Criminal Felony	17	29.8	59	31.8
	Criminal Misdemeanor	8	25.4	61	20.4
	Domestic Violence	3	14.8	26	10.7
	Driving Under Influence	5	25.3	52	14.0
24th	Law > \$50,000 (L)	7	40.0	1	61.0
	Law > \$50,000 (LA)	8	11.0	0	0.0
	Law <\$50,000	0	0.0	3	11.6
	Small Claims	0	0.0	28	4.9
	Criminal Felony	3	11.7	4	6.4
	Criminal Misdemeanor	3	2.6	7	8.9
	Domestic Violence	0	0.0	4	3.1
	Driving Under Influence	0	0.0	0	0.0
Downstate Total	Law > \$50,000 (L)	150	51.9	41	51.3
	Law > \$50,000 (LA)	18	21.7	8	16.3
	Law <\$50,000	1	62.0	75	15.8
	Small Claims	2	30.6	698	6.4
	Criminal Felony	429	22.7	307	24.8
	Criminal Misdemeanor	111	16.1	306	14.9
	Domestic Violence	52	8.3	105	9.2
	Driving Under Influence	52	21.0	397	12.5
Cook	Law > \$50,000 (L)	0	0.0	0	0.0
	Law > \$50,000 (LA)	0	0.0	0	0.0
	Law <\$50,000	0	0.0	0	0.0
	Small Claims	0	0.0	0	0.0
	Criminal Felony	0	0.0	0	0.0
	Criminal Misdemeanor	0	0.0	0	0.0
	Domestic Violence	0	0.0	0	0.0
	Driving Under Influence	0	0.0	0	0.0
State Total	Law > \$50,000 (L)	150	51.9	41	51.3
	Law > \$50,000 (LA)	18	21.7	8	16.3
	Law <\$50,000	1	62.0	75	15.8
	Small Claims	2	30.6	698	6.4
	Criminal Felony	429	22.7	307	24.8
	Criminal Misdemeanor	111	16.1	306	14.9
	Domestic Violence	52	8.3	105	9.2
	Driving Under Influence	52	21.0	397	12.5

Note: Cook County did not report time lapse of all cases closed by jury or bench trial in 2023.



# TIME LAPSE: CASE FILING TO DATE OF VERDICT BY COUNTY

## ALL CASE CATEGORIES - CALENDAR YEAR 2023

CIRCUIT	COUNTY	CASES CLOSED BY JURY TRIAL	AVERAGE TIME LAPSE IN MONTHS (JURY TRIAL)	CASES CLOSED BY BENCH TRIAL	AVERAGE TIME LAPSE IN MONTHS (BENCH TRIAL)
1st	Alexander	0	0.0	3	3.6
	Jackson	17	49.5	46	7.1
	Johnson	1	23.7	3	38.3
	Massac	2	13.5	10	7.5
	Pope	0	0.0	2	22.8
	Pulaski	1	48.9	2	8.0
	Saline	4	35.2	29	4.8
	Union	7	20.4	5	20.3
	Williamson	21	59.9	92	7.2
	Circuit Total	53	46.8	192	7.8
2nd	Crawford	2	35.3	13	9.1
	Edwards	1	16.6	3	27.3
	Franklin	5	38.5	23	10.0
	Gallatin	0	0.0	3	4.1
	Hamilton	0	0.0	4	5.2
	Hardin	2	30.1	6	4.4
	Jefferson	9	19.2	52	9.4
	Lawrence	2	7.3	5	5.7
	Richland	2	35.1	6	17.4
	Wabash	0	0.0	5	7.5
	Wayne	0	0.0	9	24.9
	White	0	0.0	9	7.6
	Circuit Total	23	26.0	138	10.4
2nd	Bond	2	15.4	4	4.2
	Madison	17	39.6	128	7.4
3rd	Circuit Total	19	37.1	132	7.3
4th	Christian	3	43.2	1	43.2
	Clay	0	0.0	7	11.9
	Clinton	7	15.0	7	4.8
	Effingham	8	21.5	24	5.8
	Fayette	3	35.9	19	13.0
	Jasper	1	6.9	0	0.0
	Marion	5	7.4	55	8.1
	Montgomery	5	15.6	19	5.4
	Shelby	3	25.7	1	10.4
Circuit Total	35	20.4	133	8.3	
4th	Clark	0	0.0	19	3.4
	Coles	6	24.5	30	5.0
	Cumberland	2	9.7	2	3.3
	Edgar	4	28.3	12	5.5
	Vermilion	6	34.5	4	12.6
	Circuit Total	18	27.0	67	5.1

# TIME LAPSE: CASE FILING TO DATE OF VERDICT BY COUNTY

CIRCUIT	COUNTY	CASES CLOSED BY JURY TRIAL	AVERAGE TIME LAPSE IN MONTHS (JURY TRIAL)	CASES CLOSED BY BENCH TRIAL	AVERAGE TIME LAPSE IN MONTHS (BENCH TRIAL)
6th	Champaign	50	19.3	20	5.6
	Dewitt	1	14.4	2	13.4
	Douglas	0	0.0	10	4.2
	Macon	21	21.2	112	4.3
	Moultrie	1	78.9	11	10.2
	Piatt	5	15.3	3	7.2
6th	Circuit Total	78	20.2	158	5.1
7th	Greene	1	26.4	7	18.3
	Jersey	4	16.3	8	12.8
	Macoupin	3	57.7	42	8.5
	Morgan	3	52.1	67	4.7
	Sangamon	13	35.7	32	9.2
	Scott	0	0.0	0	0.0
7th	Circuit Total	24	36.8	156	7.7
8th	Adams	11	36.1	116	4.8
	Brown	0	0.0	2	7.9
	Calhoun	0	0.0	5	16.9
	Cass	3	18.2	9	9.6
	Mason	1	27.8	26	5.3
	Menard	4	24.9	8	7.3
	Pike	3	32.5	13	24.1
	Schuyler	0	0.0	9	4.9
8th	Circuit Total	22	30.8	188	6.9
9th	Fulton	2	28.5	19	3.1
	Hancock	1	4.8	13	12.9
	Henderson	0	0.0	5	4.5
	Knox	2	38.4	21	6.5
	McDonough	0	0.0	0	0.0
	Warren	3	12.6	9	8.6
9th	Circuit Total	8	22.0	67	6.9
10th	Marshall	0	0.0	14	14.0
	Peoria	26	28.7	83	4.3
	Putnam	0	0.0	6	6.2
	Stark	0	0.0	4	42.2
	Tazewell	17	17.2	4	5.8
10th	Circuit Total	43	24.2	111	7.0
11th	Ford	2	5.7	5	5.9
	Livingston	11	25.3	28	11.9
	Logan	15	19.8	26	6.0
	McLean	34	21.6	170	7.7
	Woodford	11	10.0	17	10.4
11th	Circuit Total	73	19.6	246	8.1

# TIME LAPSE: CASE FILING TO DATE OF VERDICT BY COUNTY

CIRCUIT	COUNTY	CASES CLOSED BY JURY TRIAL	AVERAGE TIME LAPSE IN MONTHS (JURY TRIAL)	CASES CLOSED BY BENCH TRIAL	AVERAGE TIME LAPSE IN MONTHS (BENCH TRIAL)
12th	Will	59	40.4	932	12.8
12th	Circuit Total	59	40.4	932	12.8
13th	Bureau	4	27.1	42	6.3
	Grundy	4	47.2	25	9.9
	LaSalle	14	26.3	113	8.2
13th	Circuit Total	22	30.3	180	8.0
14th	Henry	9	20.2	34	7.2
	Mercer	1	4.3	5	19.3
	Rock Island	15	28.8	80	6.2
	Whiteside	6	23.3	25	9.9
14th	Circuit Total	31	24.4	144	7.6
15th	Carroll	8	17.0	15	5.1
	Jo Daviess	3	33.4	19	20.9
	Lee	2	53.3	6	16.7
	Ogle	4	43.5	67	10.9
	Stephenson	12	15.3	44	8.4
15th	Circuit Total	29	24.2	151	11.1
16th	Kane	131	16.8	287	10.4
16th	Circuit Total	131	16.8	287	10.4
17th	Boone	8	17.1	35	5.7
	Winnebago	54	28.3	50	11.6
17th	Circuit Total	62	26.8	85	9.2
18th	Dupage	56	29.1	453	8.1
18th	Circuit Total	56	29.1	453	8.1
19th	Lake	53	16.9	48	8.3
19th	Circuit Total	53	16.9	48	8.3
20th	St. Clair	19	35.3	0	0.0
20th	Circuit Total	19	35.3	0	0.0
21st	Iroquois	3	48.6	16	4.6
	Kankakee	0	0.0	0	0.0
21st	Circuit Total	3	48.6	16	4.6
22nd	McHenry	30	22.1	250	6.1
22nd	Circuit Total	30	22.1	250	6.1
23rd	Dekalb	14	30.9	170	12.7
	Kendall	30	21.6	229	21.7
23rd	Circuit Total	44	24.6	399	17.9
24th	Monroe	3	23.1	21	4.4
	Perry	1	24.5	30	4.2
	Randolph	20	21.6	41	6.5
	Washington	1	5.1	9	3.5
24th	Circuit Total	25	21.2	101	5.2
	Downstate Total	960	25.8	4,634	9.7
COOK	Cook County	0	0.0	0	0.0
	State Total	960	25.8	4,634	9.7

Note: Cook County did not report time lapse of all cases closed by jury or bench trial in 2023.

# **FINANCIAL SUMMARY OF THE CIRCUIT COURTS OF ILLINOIS**

**The amounts reported on the following pages are for FY 2023. In most counties, FY23 ended 11/30/2023. Those counties with different fiscal years are as follows:**

<b>CALHOUN</b>	<b>FY23 ENDED 08/31/2023</b>
<b>DEKALB</b>	<b>FY23 ENDED 12/31/2023</b>
<b>DOUGLAS</b>	<b>FY23 ENDED 12/31/2023</b>
<b>GREENE</b>	<b>FY23 ENDED 12/31/2023</b>
<b>MACOUPIN</b>	<b>FY23 ENDED 08/31/2023</b>
<b>MASSAC</b>	<b>FY23 ENDED 12/31/2023</b>
<b>MCLEAN</b>	<b>FY23 ENDED 12/31/2023</b>
<b>MORGAN</b>	<b>FY23 ENDED 08/31/2023</b>
<b>PEORIA</b>	<b>FY23 ENDED 12/31/2023</b>
<b>ST. CLAIR</b>	<b>FY23 ENDED 12/31/2023</b>
<b>STEPHENSON</b>	<b>FY23 ENDED 12/31/2023</b>
<b>WINNEBAGO</b>	<b>FY23 ENDED 09/30/2023</b>

# CIRCUIT CLERK FEES AND OTHER REVENUE

## DECEMBER 1, 2022 - NOVEMBER 30, 2023

CIRCUIT	COUNTY	CLERK'S FEES AND COSTS RECEIVED*	COURT AUTOMATION FUND	MAINTENANCE AND CHILD SUPPORT COLLECTION FUND	COURT DOCUMENT STORAGE FUND	OPERATION AND ADMINISTRATIVE FUND	ELECTRONIC CITATION FUND	INTEREST PAID ON ACCOUNTS	DHFS IV-D CONTRRACTUAL & INCENTIVE	OTHER**	TOTAL FEES AND OTHER REVENUE
1st	Alexander	89,583	31,191	0	30,804	7,428	10,043	315	8,361	344	178,070
	Jackson	388,439	81,685	85,116	81,232	38,844	17,770	0	0	13,414	706,502
	Johnson	127,222	43,166	0	43,200	11,342	15,070	152	2,601	0	242,753
	Massac	270,751	67,972	0	67,932	16,907	0	16,180	1,617	0	441,358
	Pope	40,895	8,815	0	8,843	2,360	2,593	10	0	0	63,516
	Pulaski	193,987	86,345	0	85,788	21,485	32,324	543	168	0	420,639
	Saline	179,151	40,250	324	40,158	16,180	6,559	0	0	0	282,622
	Union	150,769	30,114	2,349	28,081	8,253	6,923	512	1,838	0	228,839
	Williamson	826,512	205,925	21,764	204,009	55,048	60,817	75,139	3,848	0	1,453,061
1st	Circuit Total	2,267,309	595,463	109,553	590,046	177,848	152,099	92,852	18,433	13,759	4,017,360
2nd	Crawford	109,869	19,565	3,986	19,329	5,615	4,135	1,343	0	0	163,840
	Edwards	34,212	8,014	1,001	8,008	2,017	1,940	836	1,355	0	57,382
	Franklin	301,862	59,118	0	59,142	22,202	11,664	10,819	3,920	0	468,726
	Gallatin	46,927	7,490	0	7,517	2,199	1,714	1,272	0	0	67,119
	Hamilton	74,215	17,288	2,911	17,154	4,668	4,547	1,142	1,521	0	123,446
	Hardin	33,925	5,274	0	5,349	2,020	1,062	1,154	42	0	48,825
	Jefferson	272,168	55,512	7,234	54,943	29,868	9,770	0	4,130	0	433,625
	Lawrence	109,446	20,388	15,473	20,344	5,330	4,801	0	1,495,941	0	1,671,723
	Richland	108,937	19,574	4,973	19,524	6,286	5,112	0	0	0	164,406
	Wabash	57,058	12,435	5,682	12,362	3,329	2,719	138	2,052	0	95,776
	Wayne	154,451	26,210	4,685	26,186	7,807	6,397	210	2,048	17,844	245,838
	White	144,218	32,564	5,990	32,726	8,849	7,965	7,985	1,568	0	241,865
	2nd	Circuit Total	1,447,287	283,431	51,935	282,583	100,190	61,825	24,899	1,512,577	17,844
3rd	Bond	30,095	17,711	0	17,874	4,490	4,231	1,561	2,157	0	78,119
	Madison	6,778,960	115,463	63,751	1,156,986	294,720	96,696	209,736	19,094	17,605	8,753,011
3rd	Circuit Total	6,809,055	133,174	63,751	1,174,860	299,210	100,927	211,297	21,251	17,605	8,831,130
4th	Christian	237,048	46,328	8,386	45,719	13,299	8,459	2,039	3,794	0	365,073
	Clay	111,361	22,806	8,812	19,969	4,884	4,395	2,448	9,320	0	183,995
	Clinton	211,231	43,330	12,435	65,700	11,726	10,127	3,068	4,898	0	362,516
	Effingham	231,267	67,760	12,320	68,005	51,616	18,026	4,353	2,723	0	456,071
	Fayette	162,795	64,596	5,821	52,188	13,434	15,184	695	3,091	0	317,804
	Jasper	53,427	12,844	0	12,248	3,808	2,854	234	1,185	0	86,601
	Marion	95,011	71,207	31,298	70,843	19,728	17,035	5	8,295	8,352	321,775
	Montgomery	174,044	71,467	16,103	71,600	55,053	21,898	31,953	3,876	0	445,993
	Shelby	160,283	26,178	9,458	26,314	8,809	5,409	249	1,260	0	237,959
4th	Circuit Total	1,436,467	426,517	104,634	432,587	182,358	103,385	45,045	38,442	8,352	2,777,785
5th	Clark	119,293	27,050	3,337	26,910	11,311	7,266	110	2,166	27	197,469
	Coles	375,013	76,086	6,192	75,847	23,104	17,196	688	5,456	0	579,583
	Cumberland	74,685	19,028	2,850	18,833	5,024	5,489	541	4,899	0	131,350
	Edgar	140,752	27,327	2,401	27,536	9,327	8,077	340	966	0	216,725
	Vermilion	674,277	107,351	20,241	108,074	38,262	26,192	6,589	5,124	0	986,110
5th	Circuit Total	1,384,020	256,841	35,021	257,200	87,028	64,219	8,269	18,611	27	2,111,236

\*Includes the various fees in the Clerks of Courts Act and Other Clerk's Fees not allocated to a specific fund.

\*\*Other revenue of the Clerk's Office that is not allocated to any other fund.

Note: Shelby County fiscal data covers a 15-month period due to the County Board's decision to change the fiscal year-end from August 31 to November 30. This report covers the period from September 1, 2022, to November 30, 2023.

# CIRCUIT CLERK FEES AND OTHER REVENUE

CIRCUIT	COUNTY	CLERK'S FEES AND COSTS RECEIVED*	COURT AUTOMATION FUND	MAINTENANCE AND CHILD SUPPORT COLLECTION FUND	COURT DOCUMENT STORAGE FUND	OPERATION AND ADMINISTRATIVE FUND	ELECTRONIC CITATION FUND	INTEREST PAID ON ACCOUNTS	DHFS IV-D CONTRACTUAL & INCENTIVE	OTHER**	TOTAL FEES AND OTHER REVENUE
6th	Champaign	858,971	304,609	13,028	331,779	630,422	65,130	137,385	18,039	0	2,359,362
	DeWitt	117,660	23,066	529	23,040	6,072	5,413	8	2,388	0	178,176
	Douglas	33,867	28,336	3,951	28,168	17,059	7,364	739	1,767	0	121,251
	Macon	964,811	171,804	50,668	170,520	50,536	32,858	53,113	16,226	0	1,510,536
	Moultrie	73,143	13,726	3,569	13,803	8,553	3,555	0	2,598	0	118,947
	Piatt	87,593	16,145	360	15,757	8,165	4,133	133	1,523	0	133,809
6th	Circuit Total	2,136,045	557,686	72,105	583,067	720,807	118,453	191,379	42,540	0	4,422,082
7th	Greene	75,810	16,187	2,604	16,161	4,709	3,208	45	1,880	5	120,609
	Jersey	105,117	35,279	1,744	34,939	7,703	5,454	180	0	0	190,417
	Macoupin	288,744	61,776	950	61,115	26,451	16,738	168	0	4,548	460,490
	Morgan	266,577	41,349	12,076	41,477	14,098	7,670	0	3,943	0	387,190
	Sangamon	561,767	371,445	29,415	363,537	98,441	94,087	85,095	18,207	0	1,621,996
	Scott	41,358	19,071	828	19,151	4,778	6,402	0	1,376	0	92,964
7th	Circuit Total	1,339,373	545,108	47,617	536,380	156,181	133,558	85,489	25,406	4,553	2,873,664
8th	Adams	494,407	130,032	13,320	130,033	35,115	30,841	6,814	6,023	0	846,585
	Brown	49,408	13,038	373	13,011	3,355	4,321	390	1,432	0	85,328
	Calhoun	39,617	6,518	919	6,480	1,920	1,510	19	874	0	57,858
	Cass	88,819	21,734	5,085	21,770	5,447	5,926	332	966	0	150,078
	Mason	105,942	28,847	324	28,574	7,461	8,294	1,217	2,099	0	182,758
	Menard	73,688	10,313	0	10,289	2,502	2,776	0	0	0	99,568
	Pike	68,021	36,472	3,646	37,177	50,412	10,406	0	0	0	206,134
	Schuyler	55,868	13,974	4,257	13,943	3,692	3,764	0	1,884	0	97,381
	8th	Circuit Total	975,770	260,928	27,924	261,277	109,903	67,838	8,772	13,278	0
9th	Fulton	72,205	43,997	2,243	43,920	13,293	9,417	3,647	1,281	27	190,031
	Hancock	24,782	27,222	36	27,132	5,958	5,759	261	7,852	0	99,001
	Henderson	19,755	25,789	1,907	25,635	6,869	8,604	0	189	0	88,748
	Knox	122,268	63,984	0	63,886	15,876	12,759	0	0	0	278,774
	McDonough	245,717	48,251	2,968	48,528	16,538	10,998	3,991	2,121	0	379,113
	Warren	34,303	26,126	10,882	26,097	7,627	6,601	58	2,472	0	114,166
9th	Circuit Total	519,030	235,370	18,035	235,199	66,161	54,138	7,959	13,915	27	1,149,833
10th	Marshall	79,169	12,587	3,385	12,428	7,836	2,460	289	1,817	0	119,971
	Peoria	1,865,669	292,213	954	290,672	99,201	62,782	20,304	18,863	0	2,650,658
	Putnam	34,633	11,238	874	11,185	3,036	3,204	40	1,905	264	66,380
	Stark	84,102	27,949	2,899	9,174	2,768	2,589	76	1,376	0	130,934
	Tazewell	1,185,061	237,860	22,036	238,163	99,889	67,988	1,728	6,300	0	1,859,025
10th	Circuit Total	3,248,635	581,848	30,147	561,623	212,732	139,023	22,437	30,261	264	4,826,969
11th	Ford	127,010	17,611	0	17,512	4,470	3,437	1,960	2,027	0	174,028
	Livingston	435,256	69,093	4,339	67,972	35,316	19,147	18,495	3,017	0	652,634
	Logan	322,935	53,911	8,463	53,934	19,351	13,201	4,685	4,866	0	481,345
	McLean	406,112	357,044	43,958	355,343	92,896	98,381	16,886	12,012	0	1,382,632
	Woodford	322,811	58,771	788	56,863	16,511	16,747	0	3,500	0	475,991
11th	Circuit Total	1,614,123	556,430	57,547	551,623	168,545	150,913	42,027	25,422	0	3,166,630

\*Includes the various fees in the Clerks of Courts Act and Other Clerk's Fees not allocated to a specific fund.

\*\*Other revenue of the Clerk's Office that is not allocated to any other fund.

# CIRCUIT CLERK FEES AND OTHER REVENUE

CIRCUIT	COUNTY	CLERK'S FEES AND COSTS RECEIVED*	COURT AUTOMATION FUND	MAINTENANCE AND CHILD SUPPORT COLLECTION FUND	COURT DOCUMENT STORAGE FUND	OPERATION AND ADMINISTRATIVE FUND	ELECTRONIC CITATION FUND	INTEREST PAID ON ACCOUNTS	DHFS IV-D CONTRACTUAL & INCENTIVE	OTHER**	TOTAL FEES AND OTHER REVENUE
12th	Will	624,719	1,140,551	87,094	1,104,908	627,339	293,982	587,969	0	20,811	4,487,372
12th	Circuit Total	624,719	1,140,551	87,094	1,104,908	627,339	293,982	587,969	0	20,811	4,487,372
13th	Bureau	233,193	48,560	12,637	48,475	15,069	10,522	1,725	6,011	0	376,192
	Grundy	522,154	75,859	22,885	75,711	19,866	14,715	11,139	3,797	2,009	748,135
	LaSalle	276,801	198,304	22,586	197,580	80,919	48,984	13,459	9,576	0	848,208
13th	Circuit Total	1,032,148	322,724	58,107	321,765	115,854	74,221	26,323	19,384	2,009	1,972,536
14th	Henry	298,181	72,302	14,317	71,424	18,461	22,810	1,911	6,447	0	505,853
	Mercer	112,103	17,333	0	17,091	5,066	2,808	55	2,542	0	156,998
	Rock Island	1,449,124	228,492	91,371	229,356	59,523	50,193	185,290	0	0	2,293,349
	Whiteside	629,110	133,443	24,133	133,212	32,918	30,629	0	6,443	4,582	994,470
14th	Circuit Total	2,488,518	451,570	129,821	451,083	115,968	106,440	187,256	15,432	4,582	3,950,670
15th	Carroll	81,546	21,870	4,868	21,751	5,629	5,261	2,226	1,670	0	144,820
	Jo Daviess	131,519	39,054	0	38,840	10,192	11,377	0	1,733	0	232,715
	Lee	230,167	64,272	13,641	64,696	16,962	16,016	788	987	0	407,529
	Ogle	346,775	104,370	0	104,417	26,646	31,515	17,592	2,855	0	634,170
	Stephenson	320,665	86,865	1,796	86,537	22,041	22,864	5,238	5,055	0	551,062
15th	Circuit Total	1,110,672	316,431	20,305	316,240	81,471	87,032	25,844	12,301	0	1,970,296
16th	Kane	6,925,225	762,582	78,838	762,354	348,378	191,346	12,307	13,461	0	9,094,491
16th	Circuit Total	6,925,225	762,582	78,838	762,354	348,378	191,346	12,307	13,461	0	9,094,491
17th	Boone	129,432	100,864	7,147	100,296	27,342	25,905	31,798	4,028	0	426,812
	Winnebago	2,543,688	418,189	40,643	422,256	102,116	90,451	25,244	3,274	0	3,673,860
17th	Circuit Total	2,673,119	519,053	47,790	522,552	129,458	116,355	57,042	35,302	0	4,100,672
18th	DuPage	2,456,353	1,602,485	142,442	1,643,064	1,286,047	495,355	127,318	0	0	7,753,063
18th	Circuit Total	2,456,353	1,602,485	142,442	1,643,064	1,286,047	495,355	127,318	0	0	7,753,063
19th	Lake	1,547,916	929,946	37,550	954,480	251,215	227,047	4,624	0	0	3,952,778
19th	Circuit Total	1,547,916	929,946	37,550	954,480	251,215	227,047	4,624	0	0	3,952,778
20th	St. Clair	5,778,892	979,235	51,245	975,352	13,400	67,245	282,432	33,060	0	8,180,862
20th	Circuit Total	5,778,892	979,235	51,245	975,352	13,400	67,245	282,432	33,060	0	8,180,862
21st	Iroquois	196,733	39,995	3,388	39,595	12,428	10,309	1,549	2,261	0	306,259
	Kankakee	1,050,636	182,391	17,132	181,640	50,809	43,811	694	4,473	0	1,531,586
21st	Circuit Total	1,247,369	222,386	20,520	221,235	63,238	54,120	2,243	6,734	0	1,837,845
22nd	McHenry	2,382,151	685,248	60,789	652,042	177,681	190,860	314,129	9,198	0	4,472,099
22nd	Circuit Total	2,382,151	685,248	60,789	652,042	177,681	190,860	314,129	9,198	0	4,472,099
23rd	DeKalb	665,379	159,370	11,245	158,937	49,001	37,284	60,775	6,636	25,065	1,173,691
	Kendall	1,401,862	160,049	50,142	160,963	153,580	32,390	0	5,313	0	1,964,299
23rd	Circuit Total	2,067,241	319,419	61,387	319,899	202,581	69,674	60,775	11,949	25,065	3,137,990
24th	Monroe	294,428	45,297	11,519	48,652	16,343	12,796	627	2,619	0	432,281
	Perry	145,738	27,862	10,579	27,744	7,447	6,750	10	0	0	226,131
	Randolph	177,079	62,583	7,535	56,850	16,084	10,053	623	1,932	0	332,739
	Washington	96,103	16,389	413	16,308	4,436	3,784	804	3,281	0	141,516
24th	Circuit Total	713,348	152,131	30,046	149,555	44,309	33,382	2,064	7,832	0	1,132,668
	Downstate Total	54,224,785	12,836,556	1,444,203	13,860,976	5,737,901	3,153,439	2,430,749	1,924,787	114,897	95,728,294
Cook	Cook County	53,458,603	6,998,643	267,991	6,300,170	2,195,551	442,862	729,780	0	0	70,393,600
	State Total	107,683,388	19,835,199	1,712,194	20,161,146	7,933,452	3,596,301	3,160,529	1,924,787	114,897	166,121,894

\*Includes the various fees in the Clerks of Courts Act and Other Clerk's Fees not allocated to a specific fund.

\*\*Other revenue of the Clerk's Office that is not allocated to any other fund.

# CIRCUIT CLERK COST OF OPERATING

## DECEMBER 1, 2022 - NOVEMBER 30, 2023

CIRCUIT	COUNTY	CLERK'S SALARY	DEPUTY AND ALL OTHER CLERK'S OFFICE PERSONNEL SALARIES					FULL TIME STAFF	PART TIME STAFF
			PAID BY COUNTY	PAID FROM AUTOMAITON FUND	PAID FROM MAINTENANCE AND CHILD SUPPORT FUND	PAID FROM COURT DOCUMENT STORGAE FUND	PAID FROM CLERK OPERATION AND ADMINSTRATIVE FUND		
1st	Alexander	41,500	70,115	0	0	0	0	3	0
	Jackson	72,723	571,823	0	0	0	0	12	1
	Johnson	65,000	152,129	0	0	0	0	4	0
	Massac	59,580	91,187	0	0	70,659	0	4	0
	Pope	44,764	29,999	0	0	0	0	1	0
	Pulaski	66,634	30,019	0	0	57,598	0	3	0
	Saline	72,268	206,040	0	0	0	0	7	1
	Union	67,152	170,564	0	0	0	8,121	5	0
	Williamson	91,534	462,473	191,893	11,488	143,373	48,518	21	2
1st	Circuit Total	581,155	1,784,348	191,893	11,488	271,630	56,639	60	4
2nd	Crawford	61,910	177,973	0	0	0	0	5	2
	Edwards	45,000	41,536	6,000	0	0	0	2	1
	Franklin	65,702	193,518	40,476	0	0	0	7	0
	Gallatin	55,176	67,554	0	0	0	0	2	0
	Hamilton	51,976	63,281	0	0	0	0	2	0
	Hardin	41,826	27,768	0	0	0	0	1	0
	Jefferson	72,400	357,731	0	0	0	0	8	1
	Lawrence	48,769	65,591	0	25,025	0	0	3	1
	Richland	50,364	127,718	12,000	11,136	3,205	0	4	0
	Wabash	41,800	84,957	0	0	0	0	3	0
	Wayne	53,425	150,006	20,000	10,000	5,000	0	5	1
	White	51,562	123,440	0	0	0	0	3	1
	2nd	Circuit Total	639,911	1,481,074	78,476	46,161	8,205	0	45
3rd	Bond	62,322	158,272	0	0	15,429	0	5	1
	Madison	117,220	2,784,749	378,308	0	1,019,148	136,846	73	1
3rd	Circuit Total	179,542	2,943,021	378,308	0	1,034,577	136,846	78	2
4th	Christian	70,236	174,190	0	0	15,697	0	7	0
	Clay	65,537	84,074	0	0	0	0	2	3
	Clinton	73,917	214,919	0	25,219	0	0	5	0
	Effingham	73,760	355,085	43,107	19,999	39,287	0	11	0
	Fayette	60,861	162,226	25,516	0	46,155	0	6	1
	Jasper	59,500	91,028	0	0	0	0	2	0
	Marion	66,200	274,418	21,205	43,680	67,009	0	9	2
	Montgomery	66,817	228,688	0	36,050	0	0	8	0
	Shelby	78,310	215,882	0	0	0	0	4	1
4th	Circuit Total	615,138	1,800,511	89,828	124,948	168,147	0	54	7
5th	Clark	55,000	188,799	0	0	0	0	4	3
	Coles	69,784	293,414	30,557	0	14,503	342	11	3
	Cumberland	47,278	97,148	1,369	600	821	0	3	0
	Edgar	56,439	155,352	0	0	2,265	0	5	2
	Vermilion	77,265	800,124	59,131	32,956	51,191	0	25	1
5th	Circuit Total	305,766	1,534,836	91,057	33,556	68,780	342	48	9

Note: Shelby County fiscal data covers a 15-month period due to the County Board's decision to change the fiscal year-end from August 31 to November 30. This report covers the period from September 1, 2022, to November 30, 2023.



# CIRCUIT CLERK COST OF OPERATING

CIRCUIT	COUNTY	CLERK'S SALARY	DEPUTY AND ALL OTHER CLERK'S OFFICE PERSONNEL SALARIES					FULL TIME STAFF	PART TIME STAFF
			PAID BY COUNTY	PAID FROM AUTOMAITON FUND	PAID FROM MAINTENANCE AND CHILD SUPPORT FUND	PAID FROM COURT DOCUMENT STORGAE FUND	PAID FROM CLERK OPERATION AND ADMINSTRATIVE FUND		
6th	Champaign	97,152	1,329,725	0	0	66,926	0	33	0
	DeWitt	68,667	116,162	0	0	0	0	4	1
	Douglas	73,435	184,109	0	0	0	0	5	0
	Macon	86,407	880,563	73,492	0	85,741	0	27	0
	Moultrie	58,527	110,710	0	0	0	0	3	0
	Piatt	74,044	192,819	0	0	0	0	5	1
6th	Circuit Total	458,232	2,814,087	73,492	0	152,667	0	77	2
7th	Greene	67,880	101,367	0	0	0	0	3	0
	Jersey	62,588	195,647	0	0	0	0	5	1
	Macoupin	71,727	412,599	0	0	0	0	9	0
	Morgan	71,281	118,819	40,200	18,442	0	10,000	8	0
	Sangamon	111,784	2,009,271	14,185	28,188	271,091	0	57	18
	Scott	48,420	18,412	0	1,200	11,000	0	1	0
7th	Circuit Total	433,680	2,856,115	54,385	47,830	282,091	10,000	83	19
8th	Adams	70,500	422,324	40,000	17,719	100,000	10,500	14	0
	Brown	62,187	45,000	0	0	0	0	2	0
	Calhoun	43,917	42,224	0	0	0	0	1	1
	Cass	114,375	137,629	0	0	0	0	3	1
	Mason	73,359	77,025	7,900	30,000	0	0	4	0
	Menard	67,425	88,067	0	0	0	0	3	0
	Pike	63,916	207,931	11,000	5,000	40,000	6,000	5	0
	Schuyler	48,332	87,421	0	0	13,105	0	3	0
	8th	Circuit Total	544,011	1,107,622	58,900	52,719	153,105	16,500	35
9th	Fulton	65,740	389,237	0	0	20,000	0	10	0
	Hancock	60,340	144,432	0	0	0	0	5	2
	Henderson	53,915	123,186	0	0	0	0	1	3
	Knox	94,816	623,495	0	0	0	0	0	0
	McDonough	65,000	395,730	0	0	20,655	0	11	2
	Warren	55,669	110,301	24,244	0	24,244	0	4	0
	9th	Circuit Total	395,480	1,786,381	24,244	0	64,899	0	31
10th	Marshall	57,967	123,616	0	0	0	0	3	0
	Peoria	93,849	1,259,247	180,455	45,699	57,300	104,460	34	2
	Putnam	52,902	32,220	0	0	0	0	1	0
	Stark	56,000	38,220	0	0	0	0	1	1
	Tazewell	90,898	825,739	33,010	1,482	70,586	15,106	29	3
10th	Circuit Total	351,616	2,279,042	213,465	47,181	127,886	119,566	68	6
11th	Ford	61,000	62,054	0	0	34,860	0	3	1
	Livingston	74,586	304,320	0	0	0	0	9	2
	Logan	75,000	374,136	0	0	5,905	0	8	1
	McLean	105,289	1,852,146	0	86,034	126,179	0	47	20
	Woodford	76,775	329,942	0	0	0	0	8	0
11th	Circuit Total	392,650	2,922,598	0	86,034	166,944	0	75	24

# CIRCUIT CLERK COST OF OPERATING

CIRCUIT	COUNTY	CLERK'S SALARY	DEPUTY AND ALL OTHER CLERK'S OFFICE PERSONNEL SALARIES					FULL TIME STAFF	PART TIME STAFF
			PAID BY COUNTY	PAID FROM AUTOMAITON FUND	PAID FROM MAINTENANCE AND CHLD SUPPORT FUND	PAID FROM COURT DOCUMENT STORGAE FUND	PAID FROM CLERK OPERATION AND ADMINSTRATIVE FUND		
12th	Will	93,000	5,114,265	594,760	38,666	387,938	277,977	149	0
12th	Circuit Total	93,000	5,114,265	594,760	38,666	387,938	277,977	149	0
13th	Bureau	71,008	211,204	24,029	16,226	38,410	2,209	9	0
	Grundy	84,243	140,777	55,000	15,000	60,000	0	9	0
	LaSalle	67,995	1,266,743	18,063	3,972	28,881	55,870	28	2
13th	Circuit Total	223,246	1,618,724	97,092	35,198	127,291	58,079	46	2
14th	Henry	69,185	304,430	36,586	0	147,392	0	13	3
	Mercer	50,715	85,899	0	0	0	0	3	0
	Rock Island	91,800	1,529,584	0	36,029	115,414	49,476	34	0
	Whiteside	85,680	254,102	91,963	30,629	95,706	0	11	2
14th	Circuit Total	297,380	2,174,015	128,549	66,658	358,511	49,476	61	5
15th	Carroll	68,991	83,934	0	2,139	0	0	3	0
	Jo Daviess	77,260	158,201	0	0	0	0	5	0
	Lee	68,816	346,480	1,584	0	1,176	0	10	2
	Ogle	88,733	489,206	0	0	0	0	12	0
	Stephenson	69,968	334,500	45,979	0	45,947	0	12	0
15th	Circuit Total	373,768	1,412,322	47,563	2,139	47,123	0	42	2
16th	Kane	90,655	4,499,431	390,163	89,709	451,819	239,605	96	1
16th	Circuit Total	90,655	4,499,431	390,163	89,709	451,819	239,605	96	1
17th	Boone	79,772	698,162	5,000	9,000	15,000	0	17	1
	Winnebago	102,043	4,184,463	0	0	23,269	0	85	14
17th	Circuit Total	181,816	4,882,624	5,000	9,000	38,269	0	102	15
18th	DuPage	173,750	7,816,552	0	0	0	0	150	0
18th	Circuit Total	173,750	7,816,552	0	0	0	0	150	0
19th	Lake	131,710	6,812,777	0	0	0	0	135	3
19th	Circuit Total	131,710	6,812,777	0	0	0	0	135	3
20th	St. Clair	101,435	1,314,905	660,000	68,913	863,787	0	66	0
20th	Circuit Total	101,435	1,314,905	660,000	68,913	863,787	0	66	0
21st	Iroquois	72,163	174,906	0	0	0	0	6	0
	Kankakee	79,900	845,952	134,973	26,183	145,334	56,742	33	1
21st	Circuit Total	152,063	1,020,858	134,973	26,183	145,334	56,742	39	1
22nd	McHenry	104,750	2,142,165	196,679	0	85,148	20,353	51	2
22nd	Circuit Total	104,750	2,142,165	196,679	0	85,148	20,353	51	2
23rd	DeKalb	102,888	755,319	69,884	12,149	99,079	0	18	10
	Kendall	91,155	984,037	0	0	0	0	27	2
23rd	Circuit Total	194,043	1,739,356	69,884	12,149	99,079	0	45	12
24th	Monroe	77,282	221,491	0	0	0	0	5	1
	Perry	64,500	66,056	2,000	21,785	0	0	3	0
	Randolph	70,000	268,251	0	0	0	0	6	0
	Washington	61,450	93,024	0	0	0	0	3	0
24th	Circuit Total	273,232	648,822	2,000	21,785	0	0	17	1
	Downstate Total	7,288,026	64,506,453	3,580,708	820,318	5,103,229	1,042,126	1,653	133
Cook	Cook County	105,000	83,621,571	5,058,726	0	3,341,442	467,851	1,509	0
	State Total	7,393,026	148,128,024	8,639,435	820,318	8,444,671	1,509,977	3,162	133

# CIRCUIT CLERK COST OF OPERATING

CIRCUIT	COUNTY	AUTOMATION EXPENSES		MAINTENANCE AND CHILD SUPPORT EXPENSES		COURT DOCUMENT STORAGE EXPENSES		CIRCUIT COURT CLERK OPERATION AND ADMINISTRATIVE FUND	CIRCUIT COURT ELECTRONIC CITATION FUND	ALL OTHER CLERK'S OFFICE EXPENSES	TOTAL COST OF OPERATING EXPENSES
		PAID FROM COURT AUTOMATION FUND	PAID FROM COUNTY GENERAL FUND	PAID FROM MAINTENANCE AND CHILD SUPPORT FUND	PAID FROM COUNTY GENERAL FUND	PAID FROM DOCUMENT STORAGE FUND	PAID FROM COUNTY GENERAL FUND				
1st	Alexander	11,906	0	0	0	72,834	0	22,354	0	0	218,709
	Jackson	159,720	0	37,014	0	209,536	0	91,864	20,805	357,089	1,520,574
	Johnson	41,520	0	0	0	7,304	0	4,880	0	6,880	277,713
	Massac	45,949	0	0	0	69,724	0	0	0	32,164	369,263
	Pope	29,969	0	0	0	5,192	0	1,942	0	5,720	117,587
	Pulaski	50,649	0	0	0	3,969	0	0	0	13,625	222,495
	Saline	23,777	0	24,000	0	18,708	0	23,106	0	0	367,899
	Union	22,787	0	0	0	7,816	0	6,692	0	9,997	293,129
	Williamson	208,539	3,225	0	0	2,700	0	41,560	0	17,388	1,222,691
1st	Circuit Total	594,814	3,225	61,014	0	397,786	0	192,398	20,805	442,863	4,610,059
2nd	Crawford	31,465	0	13,119	0	70,970	0	913	0	17,836	374,187
	Edwards	6,697	0	4,000	0	5,833	0	0	4,000	68,843	181,909
	Franklin	4,056	0	0	0	52,188	0	0	0	62,211	418,152
	Gallatin	10,717	0	41	0	0	0	2,279	0	9,045	144,813
	Hamilton	21,173	0	2,647	0	11,154	0	1,212	0	4,702	156,146
	Hardin	0	0	76	0	3,280	0	244	0	16,952	90,147
	Jefferson	35,566	0	0	0	14,938	0	0	0	11,867	492,502
	Lawrence	44,139	0	0	0	0	0	5,047	0	33,581	222,153
	Richland	21,239	0	192	0	16,089	0	6,234	0	0	248,177
	Wabash	9,782	0	5,443	0	8,222	0	16,092	0	5,083	171,380
	Wayne	1,539	0	0	0	5,536	0	0	0	6,279	251,786
	White	1,010	0	9,203	0	2,435	0	6,937	0	9,451	204,038
	2nd	Circuit Total	187,381	0	34,725	0	190,649	0	38,959	4,000	245,850
3rd	Bond	33,731	0	0	0	1,562	0	23,760	0	19,518	314,594
	Madison	385,365	0	5,377	0	39,733	0	24,367	26,509	187,361	5,104,983
3rd	Circuit Total	419,096	0	5,377	0	41,296	0	48,127	26,509	206,878	5,419,577
4th	Christian	95,217	0	0	0	5,541	0	5,718	15,688	35,398	417,685
	Clay	18,898	0	651	0	2,647	0	0	410	14,772	186,991
	Clinton	21,162	0	0	0	30,857	0	1,971	9,070	15,518	392,634
	Effingham	24,997	0	0	0	7,084	0	39,002	0	20,698	623,020
	Fayette	37,709	0	13,434	0	2,668	0	5,219	10,325	7,640	371,753
	Jasper	15,378	0	0	0	5,356	0	4,296	0	11,337	186,896
	Marion	7,995	0	2,700	0	4,317	0	6,548	0	103,748	597,821
	Montgomery	214,087	0	0	0	40,594	0	12,296	5,416	5,963	609,912
	Shelby	30,145	0	6,689	0	439	0	16,252	0	24,027	371,745
4th	Circuit Total	465,588	0	23,475	0	99,508	0	91,302	40,909	239,101	3,758,457
5th	Clark	4,805	0	0	0	27,844	0	5,620	5,048	8,845	295,962
	Coles	1,789	0	967	0	10,869	0	471	0	16,265	438,963
	Cumberland	1,382	0	0	0	10,269	13,398	1,540	0	5,838	179,643
	Edgar	20,949	0	0	0	12,000	0	12,358	0	20,826	280,189
	Vermilion	56,778	0	12,061	0	55,508	0	5,303	199	189,679	1,340,197
5th	Circuit Total	85,703	0	13,028	0	116,491	13,398	25,294	5,247	241,453	2,534,953

Note: Shelby County fiscal data covers a 15-month period due to the County Board's decision to change the fiscal year-end from August 31 to November 30. This report covers the period from September 1, 2022, to November 30, 2023.

# CIRCUIT CLERK COST OF OPERATING

CIRCUIT	COUNTY	AUTOMATION EXPENSES		MAINTENANCE AND CHILD SUPPORT EXPENSES		COURT DOCUMENT STORAGE EXPENSES		CIRCUIT COURT CLERK OPERATION AND ADMINISTRATIVE FUND	CIRCUIT COURT ELECTRONIC CITATION FUND	ALL OTHER CLERK'S OFFICE EXPENSES	TOTAL COST OF OPERATING EXPENSES
		PAID FROM COURT AUTOMATION FUND	PAID FROM COUNTY GENERAL FUND	PAID FROM MAINTENANCE AND CHILD SUPPORT FUND	PAID FROM COUNTY GENERAL FUND	PAID FROM DOCUMENT STORAGE FUND	PAID FROM COUNTY GENERAL FUND				
6th	Champaign	210,537	0	5,000	0	168,498	0	181,376	0	44,856	2,104,070
	DeWitt	17,486	0	0	0	4,423	3,322	2,740	0	2,913	215,714
	Douglas	4,805	607	1,207	0	24,667	0	5,819	0	10,398	305,047
	Macon	70,531	0	0	0	58,489	0	29,869	375	399,937	1,685,404
	Moultrie	11,585	0	4,804	0	11,802	0	9,286	4,352	5,250	216,317
	Piatt	24,140	4,138	0	0	16,546	0	3,785	0	13,334	328,806
6th	Circuit Total	339,084	4,745	11,012	0	284,426	3,322	232,876	4,727	476,687	4,855,358
7th	Greene	5,262	0	0	0	14,752	0	1,488	0	1,964	192,714
	Jersey	0	91,638	0	19,487	0	134,649	7,822	18,450	13,022	543,304
	Macoupin	81,487	0	341	0	9,331	0	8,162	7,658	27,448	618,754
	Morgan	27,042	0	0	0	7,017	0	2,400	0	3,756	298,959
	Sangamon	858,783	0	17,281	0	99,688	0	109,496	105,674	782,360	4,407,804
	Scott	0	0	0	0	0	0	0	0	5,661	84,693
7th	Circuit Total	972,574	91,638	17,623	19,487	130,789	134,649	129,369	131,782	834,213	6,146,228
8th	Adams	45,074	0	0	0	23,640	0	12,753	457	53,062	796,028
	Brown	12,000	0	0	0	14,001	0	917	0	5,710	139,816
	Calhoun	10,176	0	0	0	5,066	0	0	0	5,712	107,097
	Cass	13,558	0	0	0	8,307	0	481	66,626	3,306	344,282
	Mason	17,100	0	0	0	0	0	0	9,789	15,259	230,432
	Menard	15,482	0	0	0	0	0	0	0	13,002	183,977
	Pike	40,542	0	0	0	54,139	0	0	0	300	428,828
	Schuyler	10,680	0	0	0	0	0	893	0	5,486	165,917
	8th	Circuit Total	164,613	0	0	0	105,155	0	15,045	76,872	101,837
9th	Fulton	4,115	0	0	0	42,995	0	0	0	22,396	544,484
	Hancock	258,952	1,410	0	0	72,000	0	0	0	13,440	550,574
	Henderson	24,064	0	1,847	0	6,931	0	7,562	0	11,634	229,140
	Knox	34,460	0	8,000	0	9,054	0	13,865	0	0	783,690
	McDonough	15,858	0	265	0	15,935	0	0	0	17,684	531,128
	Warren	28,857	0	0	0	131,833	0	6,877	0	10,482	392,505
9th	Circuit Total	366,306	1,410	10,112	0	278,749	0	28,304	0	75,636	3,031,521
10th	Marshall	12,577	0	3,507	0	12,469	0	5,896	0	19,738	235,771
	Peoria	44,338	0	0	0	155,398	0	85,080	149,782	315,249	2,490,857
	Putnam	16,029	0	635	0	4,804	0	0	0	3,620	110,211
	Stark	22,484	0	3,401	0	0	0	4,608	0	1,840	126,555
	Tazewell	20,280	0	0	0	16,815	0	61,771	32,520	22,890	1,191,097
10th	Circuit Total	115,708	0	7,544	0	189,488	0	157,356	182,301	363,337	4,154,490
11th	Ford	47,830	0	2,700	0	0	0	2,700	0	10,092	221,236
	Livingston	45,337	0	3,770	0	25,664	0	15,694	0	18,373	487,746
	Logan	51,132	3,951	0	0	823	0	15,859	0	31,283	558,090
	McLean	291,458	0	32,077	0	138,417	0	39,528	0	475,202	3,146,330
	Woodford	138,948	0	5,506	0	166,878	0	17,698	0	46,284	782,032
11th	Circuit Total	574,705	3,951	44,053	0	331,783	0	91,480	0	581,235	5,195,434

# CIRCUIT CLERK COST OF OPERATING

CIRCUIT	COUNTY	AUTOMATION EXPENSES		MAINTENANCE AND CHILD SUPPORT EXPENSES		COURT DOCUMENT STORAGE EXPENSES		CIRCUIT COURT CLERK OPERATION AND ADMINISTRATIVE FUND	CIRCUIT COURT ELECTRONIC CITATION FUND	ALL OTHER CLERK'S OFFICE EXPENSES	TOTAL COST OF OPERATING EXPENSES
		PAID FROM COURT AUTOMATION FUND	PAID FROM COUNTY GENERAL FUND	PAID FROM MAINTENANCE AND CHILD SUPPORT FUND	PAID FROM COUNTY GENERAL FUND	PAID FROM DOCUMENT STORAGE FUND	PAID FROM COUNTY GENERAL FUND				
12th	Will	1,109,467	0	26,849	0	282,244	0	96,241	234,777	2,844,786	11,100,971
12th	Circuit Total	1,109,467	0	26,849	0	282,244	0	96,241	234,777	2,844,786	11,100,971
13th	Bureau	33,284	0	0	0	11,399	0	3,066	0	16,371	427,206
	Grundy	21,024	0	510	0	35,527	0	11,978	0	6,440	430,500
	LaSalle	143,423	0	3,457	0	79,641	0	43,802	71,395	5,993	1,789,235
13th	Circuit Total	197,731	0	3,968	0	126,568	0	58,846	71,395	28,803	2,646,942
14th	Henry	13,931	0	6,961	0	5,661	0	4,290	0	140,045	728,483
	Mercer	20,298	0	904	0	7,500	0	0	0	15,066	180,383
	Rock Island	75,431	0	63,031	0	176,288	0	20,958	0	0	2,158,013
	Whiteside	59,272	1,120	0	0	27,486	7,660	7,893	0	76	661,588
14th	Circuit Total	168,932	1,120	70,897	0	216,937	7,660	33,142	0	155,187	3,728,466
15th	Carroll	8,151	3,000	0	0	9,343	0	3,095	0	12,717	191,370
	Jo Daviess	50,035	0	5,000	0	39,472	0	3,170	0	7,274	340,412
	Lee	29,789	0	8,551	0	63,393	0	13,881	0	75,344	609,014
	Ogle	89,975	0	5,000	0	85,247	0	20,131	30,136	22,028	830,457
	Stephenson	28,037	0	12,236	0	5,369	0	28,652	0	5,434	576,123
15th	Circuit Total	205,987	3,000	30,787	0	202,825	0	68,929	30,136	122,798	2,547,377
16th	Kane	32,112	14,687	0	0	36,811	24,345	8,050	95,766	74,167	6,047,321
16th	Circuit Total	32,112	14,687	0	0	36,811	24,345	8,050	95,766	74,167	6,047,321
17th	Boone	66,532	0	0	0	27,743	0	5,612	13,613	20,785	941,219
	Winnebago	316,821	0	65,448	0	192,922	0	18,897	112,517	271,051	5,287,433
17th	Circuit Total	383,352	0	65,448	0	220,666	0	24,509	126,130	291,836	6,228,652
18th	DuPage	1,626,481	0	254,499	0	1,075,675	0	637,897	562,500	470,205	12,617,560
18th	Circuit Total	1,626,481	0	254,499	0	1,075,675	0	637,897	562,500	470,205	12,617,560
19th	Lake	154,413	0	0	0	1,184,632	0	0	0	2,815,513	11,099,045
19th	Circuit Total	154,413	0	0	0	1,184,632	0	0	0	2,815,513	11,099,045
20th	St. Clair	901,453	0	11,342	0	172,250	0	0	23,747	12,281	4,130,115
20th	Circuit Total	901,453	0	11,342	0	172,250	0	0	23,747	12,281	4,130,115
21st	Iroquois	62,558	0	6,377	0	64,183	0	11,019	0	0	391,206
	Kankakee	152,874	0	1,127	0	2,018	0	7,015	0	68,477	1,520,595
21st	Circuit Total	215,432	0	7,504	0	66,201	0	18,035	0	68,477	1,911,801
22nd	McHenry	297,835	0	72,150	0	275,360	0	274,077	110,571	5,760	3,584,848
22nd	Circuit Total	297,835	0	72,150	0	275,360	0	274,077	110,571	5,760	3,584,848
23rd	DeKalb	249,147	0	698	0	134,324	0	7,826	40,002	432,273	1,903,590
	Kendall	72,735	0	76,246	0	89,217	0	66,789	12,210	69,358	1,461,747
23rd	Circuit Total	321,882	0	76,944	0	223,541	0	74,615	52,212	501,632	3,365,337
24th	Monroe	23,607	5,798	0	0	809	0	9,755	1,125	14,885	354,752
	Perry	7,159	0	0	0	19,095	0	2,434	0	5,093	188,124
	Randolph	709,814	0	0	0	5,813	0	0	0	13,463	1,067,342
	Washington	16,969	0	0	0	743	0	1,177	0	4,214	177,578
24th	Circuit Total	757,549	5,798	0	0	26,461	0	13,367	1,125	37,655	1,787,795
	Downstate Total	10,658,198	129,574	848,360	19,487	6,276,302	183,376	2,358,216	1,801,511	11,238,190	115,854,076
Cook	Cook County	865,911	0	0	0	2,516,990	0	51,680	99,059	27,094,757	123,222,987
	State Total	11,524,109	129,574	848,360	19,487	8,793,292	183,376	2,409,896	1,900,569	38,332,947	239,077,063

# CIRCUIT CLERK DISBURSEMENT OF FUNDS DECEMBER 1, 2022 - NOVEMBER 30, 2023

CIRCUIT	COUNTY	MAINTENANCE AND CHILD SUPPORT PAYMENTS		FINES, PENALTIES, ASSESSMENTS AND FORFEITURES						DRUG TASK FORCE
				MUNICIPALITIES (CITIES, VILLAGES, TOWNS & PARK DISTRICTS)						
		CLERK'S OFFICE*	STATE DISBURSEMENT UNIT	ALL EXCEPT DRUG FINES	DRUG FINES	CRIME LABORATORY FUND	CRIME LABORATORY DUI FUND	OTHER**	TOTAL MUNICIPALITIES	
1st	Alexander	0	514,987	53,772	0	0	0	2,111	55,883	0
	Jackson	528,048	3,541,935	146,107	446	0	0	25,866	172,419	0
	Johnson	0	696,117	6,597	13	0	0	1,485	8,095	0
	Massac	9,747	0	88,168	0	0	0	2,243	90,411	0
	Pope	0	0	336	0	0	0	0	336	0
	Pulaski	1,000	401,891	164,007	0	0	0	2,840	166,847	0
	Saline	175,489	2,126,088	34,518	200	0	0	10,743	45,461	0
	Union	54,451	981,353	30,347	1,649	0	0	3,568	35,563	0
	Williamson	291,495	6,608,977	439,411	503	0	0	47,923	487,836	900
1st	Circuit Total	1,060,230	14,871,347	963,261	2,810	0	0	96,778	1,062,849	900
2nd	Crawford	82,568	1,945,247	57,806	3,462	0	0	13,178	74,445	50
	Edwards	32,888	649,446	9,753	0	0	0	491	10,244	682
	Franklin	76,634	3,421,940	54,241	0	0	0	8,977	63,218	0
	Gallatin	0	392,868	2,888	0	0	0	708	3,596	0
	Hamilton	35,806	868,125	35,779	896	0	0	5,953	42,628	410
	Hardin	8,476	197,993	4,217	32	0	0	190	4,439	0
	Jefferson	116,085	3,622,664	217,138	0	0	0	13,166	230,304	0
	Lawrence	53,390	1,495,187	24,488	0	0	0	2,636	27,124	0
	Richland	130,007	1,482,923	55,575	0	0	0	9,156	64,731	0
	Wabash	33,600	1,231,534	31,288	200	0	0	2,578	34,066	0
	Wayne	29,872	1,274,270	44,294	0	0	0	1,037	45,332	0
	White	25,635	1,427,454	44,419	238	0	0	5,376	50,032	0
2nd	Circuit Total	624,959	18,009,652	581,885	4,826	0	0	63,445	650,157	1,142
3rd	Bond	20,446	0	33,401	0	0	0	2,601	36,002	0
	Madison	0	21,414,991	594,226	1,046	0	0	185,722	780,994	0
3rd	Circuit Total	20,446	21,414,991	627,627	1,046	0	0	188,323	816,997	0
4th	Christian	126,218	2,911,663	105,917	1,838	0	0	14,678	122,432	0
	Clay	8,848	1,383,604	31,128	600	0	0	2,530	34,258	204
	Clinton	0	2,174,409	89,373	2,534	0	0	25,123	117,030	0
	Effingham	439,388	2,834,692	55,728	0	0	0	6,178	61,906	0
	Fayette	30,132	1,496,999	69,057	0	0	0	8,375	77,432	0
	Jasper	91,648	631,001	16,525	0	0	0	1,879	18,404	0
	Marion	37,386	4,257,668	174,699	0	0	0	28,194	202,894	0
	Montgomery	0	2,241,904	101,412	2,802	0	0	10,063	114,277	366
	Shelby	226,054	1,899,878	31,235	0	0	0	0	31,235	0
4th	Circuit Total	959,675	19,831,818	675,073	7,773	0	0	97,021	779,867	570
5th	Clark	42,785	1,197,713	83,357	0	0	0	5,406	88,763	0
	Coles	187,743	4,036,444	152,485	6,367	1,762	600	30,670	191,885	10,237
	Cumberland	12,600	850,192	49,531	0	0	0	2,153	51,684	0
	Edgar	67,857	1,472,791	62,324	0	0	0	7,955	70,280	0
	Vermilion	488,756	7,946,415	120,784	0	0	0	0	120,784	949
5th	Circuit Total	799,740	15,503,555	468,482	6,367	1,762	600	46,184	523,395	11,186

\*Includes payment deposited and disbursed and personal checks endorsed without recourse and forwarded to obligee or public office

\*\*Fines, Penalties, Assessments, Charges, and Forfeitures reported to Municipalities, that do not fall under, All Except Drug Fines, Drug Fines, Crime Laboratory Fund, or Crime Laboratory DUI Fund

Note: Shelby County fiscal data covers a 15-month period due to the County Board's decision to change the fiscal year-end from August 31 to November 30. This report covers the period from September 1, 2022, to November 30, 2023.

# CIRCUIT CLERK DISBURSEMENT OF FUNDS

CIRCUIT	COUNTY	MAINTENANCE AND CHILD SUPPORT PAYMENTS		FINES, PENALTIES, ASSESSMENTS AND FORFEITURES						DRUG TASK FORCE
				MUNICIPALITIES (CITIES, VILLAGES, TOWNS & PARK DISTRICTS)						
		CLERK'S OFFICE*	STATE DISBURSEMENT UNIT	ALL EXCEPT DRUG FINES	DRUG FINES	CRIME LABORATORY FUND	CRIME LABORATORY DUI FUND	OTHER**	TOTAL MUNICIPALITIES	
6th	Champaign	312,094	13,135,700	235,776	1,489	0	41,185	131,141	409,590	0
	DeWitt	15,700	1,505,676	41,423	0	0	0	3,346	44,770	262
	Douglas	247,304	1,537,264	68,994	437	0	0	17,351	86,782	1,015
	Macon	1,412,215	11,826,536	281,218	3,398	731	0	58,529	343,876	468
	Moultrie	246,199	1,429,871	24,410	0	0	0	3,862	28,271	229
	Piatt	143,994	952,335	16,125	0	0	0	981	17,105	38
6th	Circuit Total	2,377,505	30,387,382	667,945	5,324	731	41,185	215,209	930,394	2,012
7th	Greene	62,551	1,063,503	24,526	0	0	0	13,431	37,957	0
	Jersey	35,494	1,477,647	54,526	0	0	0	2,492	57,018	0
	Macoupin	145,290	3,165,143	88,321	0	0	6,995	2,153	97,470	0
	Morgan	309,992	3,334,676	82,518	0	0	0	11,279	93,797	0
	Sangamon	3,079,122	18,470,875	360,561	100	3,101	0	67,759	431,520	0
	Scott	0	520,177	2,008	500	0	0	442	2,950	0
7th	Circuit Total	3,632,448	28,032,021	612,460	600	3,101	6,995	97,556	720,712	0
8th	Adams	1,042,664	6,764,731	335,173	1,384	1,207	0	25,527	363,291	1,690
	Brown	122,657	450,842	3,623	0	0	0	743	4,366	0
	Calhoun	32,535	282,820	0	0	0	0	0	0	600
	Cass	132,786	1,214,663	19,866	0	0	0	2,578	22,443	0
	Mason	31,100	1,079,714	80,402	46	0	0	4,677	85,125	0
	Menard	65,715	976,033	25,583	50	0	0	951	26,584	11,645
	Pike	588,598	1,253,800	34,197	333	0	574	4,457	39,561	0
	Schuyler	278,491	581,339	12,176	238	0	0	867	13,280	0
8th	Circuit Total	2,294,545	12,603,941	511,020	2,049	1,207	574	39,799	554,649	13,936
9th	Fulton	151,281	3,586,087	102,168	120	0	595	10,989	113,872	0
	Hancock	0	1,735,543	26,716	0	0	0	2,837	29,553	0
	Henderson	18,490	613,095	9,098	0	0	0	6,886	15,985	0
	Knox	243,663	5,493,476	86,372	2,431	0	0	44,725	133,529	0
	McDonough	59,363	2,793,765	136,172	4,450	0	0	18,489	159,111	19
	Warren	73,525	2,062,696	35,222	0	140	420	8,863	44,645	300
9th	Circuit Total	546,321	16,284,663	395,749	7,001	140	1,015	92,789	496,694	319
10th	Marshall	40,293	1,090,190	10,334	0	0	0	3,899	14,233	0
	Peoria	447,024	18,418,771	458,232	0	0	5,254	1,836	465,322	0
	Putnam	0	378,428	24,165	0	0	0	525	24,690	478
	Stark	3,600	490,715	5,571	0	0	0	365	5,936	0
	Tazewell	182,157	13,758,352	622,239	259	0	0	34,754	657,252	1,964
10th	Circuit Total	673,074	34,136,455	1,120,541	259	0	5,254	41,379	1,167,433	2,442
11th	Ford	45,990	1,007,996	66,040	75	0	0	4,935	71,049	0
	Livingston	465,636	3,573,697	157,917	0	0	0	18,497	176,414	0
	Logan	182,149	2,210,822	59,006	1,655	0	0	10,504	71,166	0
	McLean	0	15,566,049	437,818	16,932	5	0	373,318	828,073	6,134
	Woodford	174,286	3,301,132	153,075	3,874	0	0	8,992	165,941	0
11th	Circuit Total	868,061	25,659,697	873,856	22,537	5	0	416,245	1,312,643	6,134

\*Includes payment deposited and disbursed and personal checks endorsed without recourse and forwarded to obligee or public office

\*\*Fines, Penalties, Assessments, Charges, and Forfeitures reported to Municipalities, that do not fall under, All Except Drug Fines, Drug Fines, Crime Laboratory Fund, or Crime Laboratory DUI Fund.

# CIRCUIT CLERK DISBURSEMENT OF FUNDS

CIRCUIT	COUNTY	MAINTENANCE AND CHILD SUPPORT PAYMENTS		FINES, PENALTIES, ASSESSMENTS AND FORFEITURES						DRUG TASK FORCE
				MUNICIPALITIES (CITIES, VILLAGES, TOWNS & PARK DISTRICTS)						
		CLERK'S OFFICE*	STATE DISBURSEMENT UNIT	ALL EXCEPT DRUG FINES	DRUG FINES	CRIME LABORATORY FUND	CRIME LABORATORY DUI FUND	OTHER**	TOTAL MUNICIPALITIES	
12th	Will	2,446,274	59,023,087	2,654,255	68,188	5,172	0	248,747	2,976,362	28,105
12th	Circuit Total	2,446,274	59,023,087	2,654,255	68,188	5,172	0	248,747	2,976,362	28,105
13th	Bureau	0	3,017,589	52,747	0	0	0	28,364	81,111	0
	Grundy	0	6,302,788	154,225	169	0	0	24,651	179,046	0
	LaSalle	13,932	12,894,460	230,000	4,764	0	0	54,670	289,434	28,986
13th	Circuit Total	13,932	22,214,838	436,972	4,933	0	0	107,686	549,591	28,986
14th	Henry	6,962	5,105,043	0	0	0	0	0	0	0
	Mercer	1,522,117	1,521,352	11,484	0	0	0	841	12,325	0
	Rock Island	1,864,946	16,267,607	365,024	17,467	255	0	53,643	436,389	0
	Whiteside	0	7,137,437	237,218	2,730	0	0	19,722	259,670	3,970
14th	Circuit Total	3,394,025	30,031,439	613,727	20,197	255	0	74,206	708,385	3,970
15th	Carroll	0	892,032	35,140	0	0	0	6,623	41,763	720
	Jo Daviess	0	1,093,791	92,066	0	0	0	8,706	100,772	0
	Lee	0	3,364,254	104,182	718	0	0	31,403	136,303	5,980
	Ogle	0	4,725,819	133,262	561	0	0	33,982	167,805	903
	Stephenson	1,100	3,633,802	168,707	1,830	0	0	16,564	187,101	2,009
15th	Circuit Total	1,100	13,709,698	533,356	3,109	0	0	97,279	633,744	9,613
16th	Kane	150,564	41,592,323	2,659,398	36,832	0	0	347,940	3,044,171	3,939
16th	Circuit Total	150,564	41,592,323	2,659,398	36,832	0	0	347,940	3,044,171	3,939
17th	Boone	0	4,578,230	201,930	724	0	0	18,971	221,624	174
	Winnebago	0	26,717,425	1,081,054	24,846	0	0	28,898	1,134,798	1,691
17th	Circuit Total	0	31,295,654	1,282,984	25,569	0	0	47,869	1,356,422	1,865
18th	DuPage	0	61,707,690	6,832,482	32,060	0	0	634,089	7,498,632	6,114
18th	Circuit Total	0	61,707,690	6,832,482	32,060	0	0	634,089	7,498,632	6,114
19th	Lake	167,262	41,496,061	3,974,160	4,819	0	0	1,842	3,980,821	4,045
19th	Circuit Total	167,262	41,496,061	3,974,160	4,819	0	0	1,842	3,980,821	4,045
20th	St. Clair	315,972	26,953,146	457,129	1,402	0	0	145,619	604,150	47
20th	Circuit Total	315,972	26,953,146	457,129	1,402	0	0	145,619	604,150	47
21st	Iroquois	18,300	1,500,639	19,336	163	0	0	1,958	21,457	0
	Kankakee	62,736	9,826,373	217,822	647	0	5,018	33,539	257,027	0
21st	Circuit Total	81,036	11,327,013	237,158	810	0	5,018	35,498	278,484	0
22nd	McHenry	561,131	26,327,546	1,387,246	12,759	0	0	820,842	2,220,847	250
22nd	Circuit Total	561,131	26,327,546	1,387,246	12,759	0	0	820,842	2,220,847	250
23rd	DeKalb	0	9,331,758	292,529	547	503	0	3,430	297,008	0
	Kendall	0	13,883,497	319,884	1,357	0	0	93,849	415,090	30,877
23rd	Circuit Total	0	23,215,255	612,413	1,903	503	0	97,279	712,098	30,877
24th	Monroe	524,848	2,230,048	115,797	0	0	0	23,352	139,149	0
	Perry	714,555	1,425,422	34,251	1,506	0	0	4,501	40,258	17,290
	Randolph	443,848	2,783,629	79,481	5,234	0	0	9,858	94,573	15
	Washington	161,176	994,872	16,256	354	0	0	2,773	19,383	75
24th	Circuit Total	1,844,427	7,433,971	245,786	7,094	0	0	40,483	293,363	17,380
	Downstate Total	22,832,730	633,063,242	29,424,965	280,269	12,877	60,641	4,094,108	33,872,859	173,829
Cook	Cook County	413,527	285,468,652	6,569,484	2,986	1,242	4,528	0	6,578,241	0
	State Total	23,246,257	918,531,894	35,994,450	283,255	14,118	65,169	4,094,108	40,451,100	173,829

\*Includes payment deposited and disbursed and personal checks endorsed without recourse and forwarded to obligee or public office

\*\*Fines, Penalties, Assessments, Charges, and Forfeitures reported to Municipalities, that do not fall under, All Except Drug Fines, Drug Fines, Crime Laboratory Fund, or Crime Laboratory DUI Fund.



# CIRCUIT CLERK DISBURSEMENT OF FUNDS

CIRCUIT	COUNTY	FINES, PENALTIES, ASSESSMENTS AND FORFEITURES (CONTINUED)											
		TOWNSHIPS AND DISTRICTS				COUNTY							
		ALL EXCEPT DRUG FINES	DRUG FINES	OTHER*	TOTAL TOWNSHIPS AND DISTRICTS	CRIMINAL FINES	TRAFFIC FINES	DRUG FINES	CRIME LAB FUND	CRIME LAB DUI FUND	COUNTY BOATING FUND	OTHER **	TOTAL COUNTY
1st	Alexander	0	0	0	0	57,595	36,659	158	0	0	0	6,690	101,102
	Jackson	1,345	0	375	1,720	103,825	43,220	335	0	0	0	11,845	159,225
	Johnson	0	0	0	0	51,483	125,112	74	0	0	0	4,169	180,839
	Massac	0	0	0	0	57,159	192,076	70	0	0	0	10,126	259,431
	Pope	248	0	300	548	33,367	29,688	171	0	0	0	1,596	64,822
	Pulaski	0	0	0	0	65,845	365,739	9,734	31	0	0	7,542	448,891
	Saline	0	0	0	0	389,524	20,281	753	0	0	0	1,995	412,552
	Union	0	0	0	0	99,935	44,497	2,776	280	0	0	3,671	151,160
	Williamson	0	0	0	0	170,225	182,093	1,281	0	0	0	11,853	365,452
1st	Circuit Total	1,593	0	675	2,268	1,028,958	1,039,365	15,352	311	0	0	59,488	2,143,474
2nd	Crawford	0	0	0	0	76,474	28,837	75	0	0	0	10,049	115,435
	Edwards	0	0	0	0	24,849	11,425	0	0	0	0	1,050	37,324
	Franklin	10	0	0	10	156,844	33,687	297	0	0	0	9,672	200,500
	Gallatin	0	0	0	0	58,620	11,412	78	0	0	0	522	70,632
	Hamilton	0	0	0	0	46,403	21,911	2,195	400	0	0	2,699	73,607
	Hardin	0	0	0	0	53,867	14,598	1,150	0	0	0	3,352	72,967
	Jefferson	0	0	0	0	139,594	41,481	0	0	0	0	7,076	188,151
	Lawrence	0	0	0	0	92,342	47,583	59	0	0	0	3,581	143,564
	Richland	0	0	0	0	84,131	20,093	0	0	0	0	2,601	106,824
	Wabash	0	0	0	0	65,603	15,785	55	0	0	0	1,294	82,738
	Wayne	0	0	0	0	94,763	17,652	0	325	0	0	1,819	114,559
	White	0	0	0	0	104,792	17,630	1,009	0	0	0	1,843	125,275
2nd	Circuit Total	10	0	0	10	998,282	282,093	4,918	725	0	0	45,559	1,331,577
3rd	Bond	0	0	0	0	130,690	28,487	0	0	0	0	95,506	254,683
	Madison	4,375	0	1,032	5,407	114,959	73,434	1,459	0	0	0	1,179,108	1,368,960
3rd	Circuit Total	4,375	0	1,032	5,407	245,648	101,922	1,459	0	0	0	1,274,614	1,623,643
4th	Christian	300	0	0	300	71,251	29,689	1,736	0	0	0	3,187	105,862
	Clay	0	0	0	0	255,847	16,545	1,621	0	0	0	773	274,786
	Clinton	300	0	1,025	1,325	148,397	76,851	1,989	8,931	0	0	15,967	252,134
	Effingham	170	0	31	201	145,777	52,091	1,338	0	0	0	11,422	210,628
	Fayette	0	0	0	0	122,621	30,456	20	0	0	0	5,886	158,984
	Jasper	0	0	0	0	31,107	28,946	951	0	0	0	5,162	66,166
	Marion	0	0	0	0	72,250	46,012	200	0	0	0	327,526	445,988
	Montgomery	220	0	0	220	92,340	32,270	6,818	0	0	0	1,864	133,291
	Shelby	0	0	5,322	5,322	113,962	51,536	1,973	0	0	0	5,535	173,007
4th	Circuit Total	990	0	6,378	7,368	1,053,551	364,396	16,645	8,931	0	0	377,322	1,820,845
5th	Clark	0	0	0	0	39,861	27,855	0	0	0	0	4,330	72,046
	Coles	82	0	56	138	187,731	64,009	13,345	1,489	778	0	13,071	280,423
	Cumberland	0	0	0	0	17,928	28,818	0	0	0	0	4,296	51,042
	Edgar	0	0	0	0	46,404	15,955	219	0	0	0	8,972	71,550
	Vermilion	1,373	0	0	1,373	9,261	44,893	0	0	0	0	88,911	143,065
5th	Circuit Total	1,455	0	56	1,511	301,186	181,529	13,564	1,489	778	0	119,580	618,126

\*Fines, Penalties, Assessments, Charges, and Forfeitures reported to Townships and Districts, that do not fall under, All Except Drug Fines or Drug Fines

\*\*Fines, Penalties, Assessments, Charges and Forfeitures reported to Counties, that do not fall under, Criminal Fines, Traffic Fines, Drug Fines, Crime Lab Fund, Crime Lab DUI Fund, or County Boating Fund. Includes Percentage Distribution to County General Corporate Fund.

Note: Shelby County fiscal data covers a 15-month period due to the County Board's decision to change the fiscal year-end from August 31 to November 30. This report covers the period from September 1, 2022, to November 30, 2023.

# CIRCUIT CLERK DISBURSEMENT OF FUNDS

CIRCUIT	COUNTY	FINES, PENALTIES, ASSESSMENTS AND FORFEITURES (CONTINUED)											
		TOWNSHIPS AND DISTRICTS				COUNTY							
		ALL EXCEPT DRUG FINES	DRUG FINES	OTHER *	TOTAL TOWNSHIPS AND DISTRICTS	CRIMINAL FINES	TRAFFIC FINES	DRUG FINES	CRIME LAB FUND	CRIME LAB DUI FUND	COUNTY BOATING FUND	OTHER **	TOTAL COUNTY
6th	Champaign	0	0	50	50	12,848	110,098	2,639	5,641	0	0	51,722	182,949
	DeWitt	13,934	0	0	13,934	27,668	21,467	1,690	0	0	0	2,701	53,525
	Douglas	0	0	0	0	92,032	67,171	2,931	0	0	0	225,026	387,160
	Macon	21,690	0	14	21,704	190,621	50,981	7,444	0	0	0	13,127	262,173
	Moultrie	0	0	0	0	22,443	44,561	305	108	0	0	6,690	74,107
	Piatt	0	0	0	0	40,391	36,840	881	700	0	0	9,716	88,528
6th	Circuit Total	35,624	0	64	35,688	386,004	331,116	15,890	6,449	0	0	308,982	1,048,442
7th	Greene	0	0	0	0	49,620	16,764	300	0	0	0	3,376	70,060
	Jersey	0	0	0	0	51,759	55,561	0	0	0	0	12,822	120,142
	Macoupin	0	0	199	199	85,606	28,738	0	0	4,751	0	2,033	121,128
	Morgan	0	0	0	0	100,045	19,448	131	0	0	0	8,022	127,647
	Sangamon	2,237	0	1,122	3,359	3,494	50,130	348	0	0	0	2,367,158	2,421,130
	Scott	0	0	0	0	24,491	22,095	430	0	0	0	865	47,882
7th	Circuit Total	2,237	0	1,321	3,558	315,015	192,738	1,210	0	4,751	0	2,394,276	2,907,989
8th	Adams	0	0	0	0	91,371	70,092	732	162	0	0	8,194	170,552
	Brown	0	0	0	0	7,492	28,500	438	0	0	0	990	37,419
	Calhoun	0	0	0	0	16,398	23,030	0	0	0	0	3,455	42,882
	Cass	0	0	0	0	29,862	40,735	201	0	0	0	3,880	74,677
	Mason	0	0	0	0	67,490	52,374	660	0	0	0	20,081	140,605
	Menard	0	0	0	0	23,563	43,397	43,950	0	0	0	1,758	112,668
	Pike	0	0	0	0	232,383	58,535	19,959	22,204	0	0	126,529	459,609
	Schuyler	0	0	0	0	12,625	28,988	558	0	0	0	3,453	45,624
8th	Circuit Total	0	0	0	0	481,183	345,650	66,497	22,366	0	0	168,340	1,084,036
9th	Fulton	0	0	0	0	134,461	60,045	720	0	0	0	37,460	232,686
	Hancock	0	114	0	114	87,549	47,669	0	0	0	0	77,923	213,141
	Henderson	0	0	0	0	53,702	87,013	790	0	0	0	84,806	226,311
	Knox	0	0	0	0	144,511	40,301	353	0	0	0	418,545	603,709
	McDonough	1,485	0	0	1,485	179,287	31,971	989	0	0	0	25,018	237,264
	Warren	0	0	0	0	52,393	41,652	556	140	280	0	126,823	221,845
9th	Circuit Total	1,485	114	0	1,599	651,901	308,650	3,408	140	280	0	770,575	1,734,956
10th	Marshall	0	0	0	0	14,628	46,777	0	0	0	0	14,404	75,809
	Peoria	199	0	0	199	206,730	105,386	0	0	486	0	154,182	466,785
	Putnam	0	0	0	0	14,655	24,334	343	0	0	0	7,876	47,208
	Stark	0	0	0	0	11,779	60,187	175	0	0	0	2,972	75,112
	Tazewell	0	0	0	0	223,979	93,926	6,231	0	0	0	77,163	401,298
10th	Circuit Total	199	0	0	199	471,770	330,610	6,749	0	486	0	256,597	1,066,212
11th	Ford	7,974	0	0	7,974	103,052	35,559	1,321	0	0	0	1,428	141,360
	Livingston	11,597	0	0	11,597	143,011	80,081	1,045	0	0	0	6,616	230,753
	Logan	52	0	0	52	199,423	77,046	4,176	0	0	0	9,582	290,227
	McLean	1,298	0	1,450	2,748	314,525	137,467	134,420	0	0	0	1,081,972	1,668,384
	Woodford	0	0	2	2	267,719	143,750	4,138	19,858	0	0	54,814	490,279
11th	Circuit Total	20,921	0	1,452	22,373	1,027,729	473,904	145,100	19,858	0	0	1,154,413	2,821,004

\*Fines, Penalties, Assessments, Charges, and Forfeitures reported to Townships and Districts, that do not fall under, All Except Drug Fines or Drug Fines

\*\*Fines, Penalties, Assessments, Charges and Forfeitures reported to Counties, that do not fall under, Criminal Fines, Traffic Fines, Drug Fines, Crime Lab Fund, Crime Lab DUI Fund, or County Boating Fund. Includes Percentage Distribution to County General Corporate Fund.

# CIRCUIT CLERK DISBURSEMENT OF FUNDS

CIRCUIT	COUNTY	FINES, PENALTIES, ASSESSMENTS AND FORFEITURES (CONTINUED)											
		TOWNSHIPS AND DISTRICTS				COUNTY							
		ALL EXCEPT DRUG FINES	DRUG FINES	OTHER *	TOTAL TOWNSHIPS AND DISTRICTS	CRIMINAL FINES	TRAFFIC FINES	DRUG FINES	CRIME LAB FUND	CRIME LAB DUI FUND	COUNTY BOATING FUND	OTHER **	TOTAL COUNTY
12th	Will	60,121	0	0	60,121	323,082	268,863	127,193	0	0	0	8,401,517	9,120,654
12th	Circuit Total	60,121	0	0	60,121	323,082	268,863	127,193	0	0	0	8,401,517	9,120,654
13th	Bureau	0	0	0	0	257,681	32,727	0	0	0	0	42,271	332,679
	Grundy	0	0	0	0	98,928	148,498	152	0	0	0	33,879	281,457
	LaSalle	19,121	243	0	19,364	153,974	62,880	1,939	0	0	0	1,379,709	1,598,502
13th	Circuit Total	19,121	243	0	19,364	510,583	244,105	2,091	0	0	0	1,455,860	2,212,639
14th	Henry	0	0	0	0	181,628	39,556	3,509	190	0	0	3,701	228,584
	Mercer	0	0	0	0	40,650	57,240	1,081	0	0	0	8,776	107,746
	Rock Island	0	0	0	0	87,796	102,291	14,825	542	0	0	13,816	219,270
	Whiteside	313	0	475	788	245,169	95,254	6,211	0	0	0	12,684	359,318
14th	Circuit Total	313	0	475	788	555,243	294,341	25,625	732	0	0	38,976	914,918
15th	Carroll	0	0	0	0	18,436	43,997	8,256	1,479	0	0	6,463	78,632
	Jo Daviess	0	0	0	0	53,806	85,872	0	0	0	0	8,184	147,862
	Lee	3,968	0	0	3,968	109,732	104,672	388	0	0	0	20,329	235,121
	Ogle	0	0	0	0	73,923	277,172	4,512	0	600	0	29,063	385,270
	Stephenson	3,972	0	2	3,974	148,316	76,739	3,659	12,041	0	0	11,475	252,230
15th	Circuit Total	7,940	0	2	7,942	404,213	588,452	16,814	13,520	600	0	75,514	1,099,114
16th	Kane	32,151	0	0	32,151	90,122	1	81,860	0	0	0	113,820	285,804
16th	Circuit Total	32,151	0	0	32,151	90,122	1	81,860	0	0	0	113,820	285,804
17th	Boone	1,053	0	0	1,053	155,521	201,723	13,645	0	0	0	393,645	764,534
	Winnebago	594	0	0	594	1,003,813	267,223	95,044	0	0	0	69,970	1,436,049
17th	Circuit Total	1,647	0	0	1,647	1,159,334	468,945	108,689	0	0	0	463,614	2,200,583
18th	DuPage	308,030	9,701	825	318,557	1,416,605	175,276	31,304	36,322	0	0	10,282,894	11,942,401
18th	Circuit Total	308,030	9,701	825	318,557	1,416,605	175,276	31,304	36,322	0	0	10,282,894	11,942,401
19th	Lake	0	0	0	0	135,642	3,994,659	7,269	3,523	137,446	2,271	143,200	4,424,011
19th	Circuit Total	0	0	0	0	135,642	3,994,659	7,269	3,523	137,446	2,271	143,200	4,424,011
20th	St. Clair	1,877	0	345	2,223	106,643	40,888	1,799	1,665	0	0	42,718	193,713
20th	Circuit Total	1,877	0	345	2,223	106,643	40,888	1,799	1,665	0	0	42,718	193,713
21st	Iroquois	0	0	0	0	30,175	32,212	704	0	0	0	2,768	65,858
	Kankakee	19,742	0	0	19,742	77,066	197,844	180	0	0	0	142,195	417,285
21st	Circuit Total	19,742	0	0	19,742	107,240	230,057	884	0	0	0	144,962	483,143
22nd	McHenry	29,153	0	0	29,153	343,261	347,620	21,021	250	0	175	699,157	1,411,484
22nd	Circuit Total	29,153	0	0	29,153	343,261	347,620	21,021	250	0	175	699,157	1,411,484
23rd	DeKalb	17,164	0	0	17,164	46,063	220,332	498	0	0	0	120,728	387,621
	Kendall	4,752	0	0	4,752	253,848	186,245	5,340	200	0	0	237,212	682,844
23rd	Circuit Total	21,916	0	0	21,916	299,910	406,577	5,838	200	0	0	357,940	1,070,465
24th	Monroe	120	0	0	120	97,676	31,065	101	0	0	0	20,895	149,738
	Perry	0	0	0	0	66,220	33,357	1,650	0	0	0	11,565	112,792
	Randolph	0	0	0	0	117,183	22,898	10,530	0	0	0	23,307	173,918
	Washington	0	0	0	0	103,391	37,416	18,623	0	0	0	4,809	164,239
24th	Circuit Total	120	0	0	120	384,471	124,737	30,904	0	0	0	60,577	600,688
	Downstate Total	571,019	10,058	12,625	593,702	12,797,580	11,136,493	752,082	116,482	144,340	2,446	29,210,495	54,159,918
Cook	Cook County	455	0	0	455	20,658	0	0	0	0	0	12,633,261	12,653,919
	State Total	571,473	10,058	12,625	594,157	12,818,238	11,136,493	752,082	116,482	144,340	2,446	41,843,757	66,813,838

\*Fines, Penalties, Assessments, Charges, and Forfeitures reported to Townships and Districts, that do not fall under, All Except Drug Fines or Drug Fines

\*\*Fines, Penalties, Assessments, Charges and Forfeitures reported to Counties, that do not fall under, Criminal Fines, Traffic Fines, Drug Fines, Crime Lab Fund, Crime Lab DUI Fund, or County Boating Fund. Includes Percentage Distribution to County General Corporate Fund.

# CIRCUIT CLERK DISBURSEMENT OF FUNDS

CIRCUIT	COUNTY	FINES, PENALTIES, ASSESSMENTS AND FORFEITURES (CONTINUED)							
		STATE							
		DNR FUNDS TOTAL	ROAD FUND	STATE TOLL HIGHWAY AUTHORITY FUND	DRUG TRAFFIC PREVENTION FUND	STATE CRIME LABORATORY FUND	VIOLENT CRIME VICTIMS ASSISTANCE FUND	TRAFFIC AND CRIMINAL CONVICTION SURCHARGE	DRIVERS EDUCATION FUND
1st	Alexander	4,340	6,000	0	0	1,600	5,733	14,511	4,862
	Jackson	6,553	0	0	0	14,424	26,455	38,424	6,734
	Johnson	6,497	0	0	0	1,595	11,276	20,396	6,998
	Massac	3,396	0	0	0	8,506	22,032	31,248	8,561
	Pope	3,147	0	0	0	1,703	4,180	5,339	1,357
	Pulaski	550	0	0	0	5,313	17,117	55,191	15,266
	Saline	2,069	15	0	0	3,654	8,912	9,548	3,575
	Union	3,803	545	0	1,191	8,084	12,414	14,360	3,280
	Williamson	6,773	676,981	0	0	14,911	58,812	130,916	23,062
2nd	Circuit Total	37,128	683,541	0	1,191	59,790	166,931	319,934	73,695
2nd	Crawford	1,920	0	0	0	2,387	8,850	13,582	1,981
	Edwards	525	100	0	0	2,365	3,536	3,783	1,050
	Franklin	6,420	0	0	0	10,683	27,888	27,147	6,013
	Gallatin	525	300	0	0	1,591	2,921	2,796	881
	Hamilton	10,876	0	0	0	1,529	11,579	11,990	2,022
	Hardin	20	0	0	0	2,301	4,247	3,627	531
	Jefferson	2,215	0	0	0	13,617	20,368	18,400	5,358
	Lawrence	575	332	0	0	6,607	15,955	11,302	2,566
	Richland	95	0	0	0	2,844	9,859	10,031	2,194
	Wabash	262	0	0	0	2,382	6,482	6,159	1,601
	Wayne	3,645	0	0	0	4,754	9,079	13,687	3,373
	White	3,050	16,927	0	9	5,848	17,362	17,950	3,213
	2nd	Circuit Total	30,128	17,659	0	9	56,908	138,126	140,453
3rd	Bond	800	0	0	0	3,896	5,828	9,683	2,234
	Madison	121	70,389	0	0	9,275	160,511	202,557	36,020
3rd	Circuit Total	921	70,389	0	0	13,171	166,339	212,240	38,253
4th	Christian	457	350	0	1,093	9,815	14,393	19,767	4,094
	Clay	3,000	0	0	24	11,104	14,542	11,271	3,774
	Clinton	894	0	0	0	15,953	27,225	24,355	5,344
	Effingham	1,270	0	0	0	2,099	36,607	32,104	8,163
	Fayette	2,056	182,742	0	135	28,208	25,652	33,694	5,082
	Jasper	5,094	0	0	0	2,455	7,852	6,768	1,143
	Marion	2,359	399	0	0	10,398	33,332	37,492	7,245
	Montgomery	2,019	41,757	0	25	16,625	28,130	55,567	9,201
	Shelby	4,827	0	0	0	1,767	16,346	14,905	2,665
4th	Circuit Total	21,974	225,248	0	1,277	98,422	204,079	235,923	46,710
5th	Clark	2,179	189,304	0	0	1,150	9,567	19,866	3,328
	Coles	414	0	0	0	14,676	30,949	37,400	7,218
	Cumberland	0	562	0	0	3,719	6,264	11,267	2,433
	Edgar	1,685	2,851	0	0	5,111	14,151	12,745	2,401
	Vermilion	2,138	0	0	0	6,131	55,706	44,531	10,851
5th	Circuit Total	6,415	192,717	0	0	30,786	116,637	125,809	26,231

Note: Shelby County fiscal data covers a 15-month period due to the County Board's decision to change the fiscal year-end from August 31 to November 30. This report covers the period from September 1, 2022, to November 30, 2023.

# CIRCUIT CLERK DISBURSEMENT OF FUNDS

CIRCUIT	COUNTY	FINES, PENALTIES, ASSESSMENTS AND FORFEITURES (CONTINUED)								
		STATE								
		DNR FUNDS TOTAL	ROAD FUND	STATE TOLL HIGHWAY AUTHORITY FUND	DRUG TRAFFIC PREVENTION FUND	STATE CRIME LABORATORY FUND	VIOLENT CRIME VICTIMS ASSISTANCE FUND	TRAFFIC AND CRIMINAL CONVICTION SURCHARGE	DRIVERS EDUCATION FUND	
6th	Champaign	0	0	0	16,693	23,446	58,442	667	29,822	
	DeWitt	1,110	0	0	25	2,894	11,415	11,232	2,654	
	Douglas	422	3,682	0	1,293	11,992	17,140	25,798	7,846	
	Macon	3,071	267	0	118	28,495	58,036	75,870	17,888	
	Moultrie	2,202	0	0	0	6,787	7,360	11,228	2,102	
	Piatt	400	1,576	0	0	1,666	6,600	11,002	1,926	
6th	Circuit Total	7,204	5,525	0	18,130	75,280	158,994	135,797	62,237	
7th	Greene	1,143	0	0	0	4,915	10,456	9,440	1,433	
	Jersey	9,527	0	0	0	1,677	19,484	20,998	3,093	
	Macoupin	350	4,666	0	25	6,668	26,577	637	7,690	
	Morgan	310	0	0	0	3,013	20,451	20,746	3,335	
	Sangamon	2,155	290,197	0	35	15,098	83,963	193,404	35,074	
	Scott	400	3,027	0	0	100	4,110	9,833	2,756	
7th	Circuit Total	13,884	297,890	0	60	31,471	165,040	255,058	53,381	
8th	Adams	1,664	1,650	0	25	33,383	58,379	55,933	13,213	
	Brown	0	0	0	0	1,725	4,530	6,346	1,690	
	Calhoun	6,404	0	0	0	5,284	6,119	4,781	1,010	
	Cass	2,180	0	0	0	4,258	10,449	14,370	2,752	
	Mason	2,502	0	0	0	735	16,091	16,660	3,745	
	Menard	1,655	0	0	0	3,553	6,551	8,205	1,486	
	Pike	10,808	11,673	0	0	12,892	25,343	25,683	7,283	
	Schuyler	195	0	0	150	4,444	7,148	9,706	2,495	
8th	Circuit Total	25,408	13,323	0	175	66,275	134,610	141,683	33,673	
9th	Fulton	2,434	5,144	0	0	9,730	19,854	22,113	2,554	
	Hancock	360	1,050	0	0	3,582	12,635	10,888	2,107	
	Henderson	728	4,335	0	3,949	4,882	10,198	17,568	3,690	
	Knox	2,508	0	0	50	7,328	29,626	26,858	6,315	
	McDonough	1,850	960	0	0	11,142	29,828	29,323	4,855	
	Warren	1,055	6,383	0	807	8,481	13,426	16,370	2,931	
9th	Circuit Total	8,935	17,872	0	4,806	45,146	115,567	123,119	22,451	
10th	Marshall	1,050	1,405	0	0	4,567	4,424	7,189	1,125	
	Peoria	2,343	0	0	180	10,190	82,118	114,945	22,742	
	Putnam	3,870	1,200	0	114	2,276	3,545	5,011	1,291	
	Stark	2	3,450	0	0	590	4,028	7,102	1,250	
	Tazewell	2,406	0	0	226	23,208	84,801	161,992	31,241	
10th	Circuit Total	9,671	6,055	0	520	40,831	178,916	296,239	57,648	
11th	Ford	0	0	0	0	2,100	8,423	10,920	1,944	
	Livingston	300	628	0	0	18,192	33,822	48,666	9,176	
	Logan	173	0	0	30	5,930	21,669	29,919	5,921	
	McLean	1,350	166,445	0	40,222	46,835	121,275	189,169	44,280	
	Woodford	89	1,566	0	0	22,221	24,734	36,020	8,323	
11th	Circuit Total	1,912	168,639	0	40,252	95,277	209,923	314,693	69,644	

# CIRCUIT CLERK DISBURSEMENT OF FUNDS

CIRCUIT	COUNTY	FINES, PENALTIES, ASSESSMENTS AND FORFEITURES (CONTINUED)								
		STATE								
		DNR FUNDS TOTAL	ROAD FUND	STATE TOLL HIGHWAY AUTHORITY FUND	DRUG TRAFFIC PREVENTION FUND	STATE CRIME LABORATORY FUND	VIOLENT CRIME VICTIMS ASSISTANCE FUND	TRAFFIC AND CRIMINAL CONVICTION SURCHARGE	DRIVERS EDUCATION FUND	
12th	Will	0	0	10,280	49,823	115,060	355,672	731,887	136,289	
12th	Circuit Total	0	0	10,280	49,823	115,060	355,672	731,887	136,289	
13th	Bureau	2,681	10,130	0	0	2,718	18,332	24,173	4,535	
	Grundy	1,045	0	0	0	41,527	34,143	47,233	10,471	
	LaSalle	11,193	0	0	57,971	26,610	70,832	115,303	22,856	
13th	Circuit Total	14,919	10,130	0	57,971	70,856	123,306	186,709	37,863	
14th	Henry	0	0	0	0	3,656	25,675	43,407	9,338	
	Mercer	5,021	0	0	0	4,663	9,167	8,632	1,674	
	Rock Island	11,741	328,662	0	224	4,904	66,816	129,644	20,746	
	Whiteside	2,987	9,297	0	150	18,935	38,477	60,495	19,322	
14th	Circuit Total	19,748	337,959	0	373	32,157	140,135	242,178	51,080	
15th	Carroll	1,369	0	0	0	5,919	8,860	13,692	2,050	
	Jo Daviess	2,712	0	0	0	2,327	11,703	23,709	6,182	
	Lee	0	0	0	0	1,313	26,311	36,346	8,707	
	Ogle	6,067	12,017	0	178	18,999	49,085	79,293	15,167	
	Stephenson	1,210	270	0	50	14,857	48,019	50,100	10,059	
15th	Circuit Total	11,358	12,287	0	228	43,415	143,978	203,140	42,164	
16th	Kane	31	0	478	0	87,576	222,983	0	81,663	
16th	Circuit Total	31	0	478	0	87,576	222,983	0	81,663	
17th	Boone	302	471	0	0	26,634	39,596	60,669	14,861	
	Winnebago	5,359	115	0	6	92,346	140,970	0	58,600	
17th	Circuit Total	5,661	586	0	6	118,979	180,566	60,669	73,461	
18th	DuPage	650	19,698	7,208	2,309	114,456	459,415	1,027,847	245,108	
18th	Circuit Total	650	19,698	7,208	2,309	114,456	459,415	1,027,847	245,108	
19th	Lake	8,326	0	0	0	6,321	244,698	109	104,869	
19th	Circuit Total	8,326	0	0	0	6,321	244,698	109	104,869	
20th	St. Clair	161	149,788	0	0	53,682	103,588	3	27,803	
20th	Circuit Total	161	149,788	0	0	53,682	103,588	3	27,803	
21st	Iroquois	100	52,846	0	63	7,249	13,235	24,895	5,403	
	Kankakee	3,118	0	0	0	37,310	55,580	95,896	22,490	
21st	Circuit Total	3,218	52,846	0	63	44,559	68,815	120,791	27,893	
22nd	McHenry	2,966	0	0	0	31,785	197,939	367,240	78,571	
22nd	Circuit Total	2,966	0	0	0	31,785	197,939	367,240	78,571	
23rd	DeKalb	909	736	0	0	26,368	65,350	0	15,935	
	Kendall	513	0	0	0	37,507	50,191	144,343	16,160	
23rd	Circuit Total	1,422	736	0	0	63,875	115,540	144,343	32,095	
24th	Monroe	225	0	0	0	24,351	22,948	34,212	6,549	
	Perry	5,591	0	0	105	7,982	13,542	14,760	3,236	
	Randolph	3,799	475	0	0	2,193	9,156	25,065	4,984	
	Washington	5,326	25	0	0	4,929	5,722	10,498	3,123	
24th	Circuit Total	14,941	500	0	105	39,456	51,369	84,534	17,891	
	Downstate Total	246,981	2,283,387	17,966	177,297	1,435,535	4,163,166	5,470,398	1,471,458	
Cook	Cook County	0	12,179	0	90	108,511	525,970	680,901	147,556	
	State Total	246,981	2,295,566	17,966	177,387	1,544,045	4,689,136	6,151,299	1,619,014	

# CIRCUIT CLERK DISBURSEMENT OF FUNDS

CIRCUIT	COUNTY	FINES, PENALTIES, ASSESSMENTS AND FORFEITURES (CONTINUED)							
		STATE							
		DOMESTIC VIOLENCE SHELTER AND SERVICE FUND	DRUG TREATMENT FUND	CHILD ABUSE PREVENTION FUND	SEXUAL ASSAULT SERVICES FUND	TRAUMA CENTER FUND	% DISTRIBUTION: UNDER \$55 FUND	% DISTRIBUTION: \$55 AND OVER FUND	GENERAL REVENUE FUND
1st	Alexander	399	455	0	0	600	0	1,895	2,945
	Jackson	3,003	18,055	0	2,673	7,368	0	2,110	2,087
	Johnson	369	2,773	0	0	2,049	0	439	3,750
	Massac	2,500	27,322	0	400	5,565	0	5,591	4,829
	Pope	37	3,331	0	158	670	0	50	1,121
	Pulaski	0	9,105	0	0	1,825	0	1,460	277
	Saline	1,292	9,820	0	200	3,633	0	166	1,663
	Union	1,924	20,755	0	1,582	3,424	0	88	1,254
	Williamson	1,931	40,033	0	365	16,358	0	1,416	7,691
2nd	Circuit Total	11,455	131,648	0	5,378	41,492	0	13,216	25,617
2nd	Crawford	0	192	0	0	4,961	0	42	1,438
	Edwards	492	2,718	0	200	857	0	0	1,987
	Franklin	1,290	48,553	0	845	6,744	0	159	2,282
	Gallatin	61	2,315	0	0	760	0	61	0
	Hamilton	1,355	30,457	0	400	4,326	0	24	867
	Hardin	600	17,528	0	500	1,739	0	19	74
	Jefferson	1,256	30,444	0	1,000	5,580	0	1,049	2,270
	Lawrence	1,263	27,877	0	589	2,945	0	18	3,048
	Richland	100	12,700	0	400	3,947	0	181	1,794
	Wabash	0	13,940	0	0	2,790	0	24	1,292
	Wayne	100	20,148	0	100	3,212	0	254	1,083
	White	2,090	27,371	0	600	3,349	0	559	2,069
2nd	Circuit Total	8,607	234,244	0	4,634	41,209	0	2,387	18,201
3rd	Bond	425	17,947	0	200	2,813	0	730	6,326
	Madison	14,812	116,110	0	1,176	54,630	0	8,076	2,279
3rd	Circuit Total	15,237	134,057	0	1,376	57,443	0	8,806	8,605
4th	Christian	792	26,889	0	492	4,624	0	347	1,607
	Clay	565	39,217	0	748	4,421	0	171	200
	Clinton	3,623	35,225	0	200	5,081	0	362	304
	Effingham	2,626	80,779	0	380	12,113	0	419	4,434
	Fayette	3,167	83,205	0	3,046	7,837	0	1,908	3,547
	Jasper	200	9,694	0	400	2,973	0	124	0
	Marion	6,703	47,614	0	58	5,890	0	404	1,813
	Montgomery	1,276	61,037	0	1,004	8,752	0	249	1,805
	Shelby	1,244	23,080	0	825	5,253	0	71	2,549
4th	Circuit Total	20,196	406,742	0	7,153	56,944	0	4,054	16,259
5th	Clark	900	6,415	0	200	2,951	0	157	482
	Coles	2,783	49,167	0	3,117	10,812	0	584	2,823
	Cumberland	134	1,582	0	100	2,017	0	145	0
	Edgar	300	12,752	0	500	2,654	0	0	548
	Vermilion	3,271	42,490	500	3,022	15,362	0	5,025	26
5th	Circuit Total	7,388	112,405	500	6,939	33,796	0	5,911	3,878

Note: Shelby County fiscal data covers a 15-month period due to the County Board's decision to change the fiscal year-end from August 31 to November 30. This report covers the period from September 1, 2022, to November 30, 2023.

# CIRCUIT CLERK DISBURSEMENT OF FUNDS

CIRCUIT	COUNTY	FINES, PENALTIES, ASSESSMENTS AND FORFEITURES (CONTINUED)								
		STATE								
		DOMESTIC VIOLENCE SHELTER AND SERVICE FUND	DRUG TREATMENT FUND	CHILD ABUSE PREVENTION FUND	SEXUAL ASSAULT SERVICES FUND	TRAUMA CENTER FUND	% DISTRIBUTION: UNDER \$55 FUND	% DISTRIBUTION: \$55 AND OVER FUND	GENERAL REVENUE FUND	
6th	Champaign	1,649	16,182	0	1,831	20,409	0	1,382	3,286	
	DeWitt	710	12,006	0	425	2,997	0	176	811	
	Douglas	2,293	26,967	0	405	8,843	0	185	4,493	
	Macon	6,264	47,340	0	5,925	16,804	0	2,008	20,069	
	Moultrie	208	7,467	0	100	4,521	0	243	38	
	Piatt	405	2,415	0	200	2,903	0	210	954	
6th	Circuit Total	11,529	112,377	0	8,885	56,477	0	4,204	29,651	
7th	Greene	0	20,064	0	0	4,882	0	638	2,619	
	Jersey	160	34,935	0	33	8,504	0	262	469	
	Macoupin	469	29,620	0	526	8,730	0	885	5,756	
	Morgan	640	44,615	0	253	6,554	0	3,069	1,911	
	Sangamon	11,975	57,924	0	1,980	33,406	0	1,468	4,744	
	Scott	0	2,970	0	0	871	0	44	319	
7th	Circuit Total	13,244	190,128	0	2,792	62,946	0	6,366	15,817	
8th	Adams	7,651	75,151	0	7,606	12,683	0	248	5,422	
	Brown	300	6,543	0	500	1,750	0	40	0	
	Calhoun	495	15,056	0	400	2,596	0	113	0	
	Cass	753	14,942	0	400	2,517	0	93	2,259	
	Mason	2,217	9,541	0	200	3,739	0	162	0	
	Menard	200	6,232	0	0	2,417	0	27	3,131	
	Pike	7,944	60,956	0	653	7,913	0	278	12,480	
	Schuyler	247	16,404	0	0	2,696	0	20	0	
	8th	Circuit Total	19,807	204,825	0	9,759	36,311	0	982	23,292
9th	Fulton	4,587	21,238	0	1,360	9,160	0	5,917	17,309	
	Hancock	2,548	14,894	0	901	4,975	0	0	4,415	
	Henderson	689	21,624	0	0	4,400	0	957	6,286	
	Knox	1,527	28,678	0	777	7,815	0	287	0	
	McDonough	357	33,882	0	3,559	9,989	0	89	0	
	Warren	2,656	15,483	0	402	4,325	0	124	4,698	
	9th	Circuit Total	12,363	135,798	0	6,999	40,664	0	7,374	32,709
10th	Marshall	100	1,781	0	0	1,998	0	132	0	
	Peoria	10,781	76,827	0	1,006	26,152	0	18,454	15,768	
	Putnam	200	3,565	0	400	715	0	11	395	
	Stark	244	1,433	0	0	1,593	0	42	462	
	Tazewell	1,586	37,634	0	13,959	28,050	0	1,359	16,631	
10th	Circuit Total	12,911	121,240	0	15,365	58,507	0	19,998	33,255	
11th	Ford	1,105	3,687	0	800	2,635	0	174	400	
	Livingston	3,713	48,547	0	4,024	9,871	0	242	1,747	
	Logan	4,908	12,574	0	0	6,090	0	2,438	902	
	McLean	7,313	103,151	0	780	56,613	0	2,235	22,054	
	Woodford	2,305	36,506	0	2,600	9,106	0	213	730	
11th	Circuit Total	19,344	204,466	0	8,204	84,315	0	5,302	25,833	



# CIRCUIT CLERK DISBURSEMENT OF FUNDS

CIRCUIT	COUNTY	FINES, PENALTIES, ASSESSMENTS AND FORFEITURES (CONTINUED)								
		STATE								
		DOMESTIC VIOLENCE SHELTER AND SERVICE FUND	DRUG TREATMENT FUND	CHILD ABUSE PREVENTION FUND	SEXUAL ASSAULT SERVICES FUND	TRAUMA CENTER FUND	% DISTRIBUTION: UNDER \$55 FUND	% DISTRIBUTION: \$55 AND OVER FUND	GENERAL REVENUE FUND	
12th	Will	12,150	327,124	0	16,743	110,742	0	23,660	4,048	
12th	Circuit Total	12,150	327,124	0	16,743	110,742	0	23,660	4,048	
13th	Bureau	2,151	27,823	0	200	5,998	0	317	1,549	
	Grundy	1,848	47,459	0	500	20,174	0	849	3,672	
	LaSalle	10,131	57,878	0	10,203	25,699	0	5,756	4,533	
13th	Circuit Total	14,130	133,160	0	10,903	51,871	0	6,922	9,754	
14th	Henry	1,295	18,784	11,528	1,316	8,038	0	292	20,064	
	Mercer	1,940	7,606	0	0	2,349	0	101	1,470	
	Rock Island	5,177	65,447	0	600	33,256	0	2,096	29,363	
	Whiteside	2,812	38,603	0	2,179	12,584	0	499	14,967	
14th	Circuit Total	11,224	130,439	11,528	4,095	56,227	0	2,988	65,864	
15th	Carroll	643	27,542	0	200	5,911	0	35	520	
	Jo Daviess	1,400	6,542	0	0	4,248	0	36	523	
	Lee	6,008	22,059	0	1,721	9,294	0	424	8,567	
	Ogle	9,494	26,890	0	1,860	17,082	0	231	5,998	
	Stephenson	10,098	40,694	0	663	10,994	0	599	3,803	
15th	Circuit Total	27,643	123,727	0	4,444	47,529	0	1,326	19,411	
16th	Kane	27,214	144,785	1,090	8,442	103,660	0	39,639	55,026	
16th	Circuit Total	27,214	144,785	1,090	8,442	103,660	0	39,639	55,026	
17th	Boone	2,814	25,072	0	2,610	14,899	0	176	9,105	
	Winnebago	20,017	115,684	0	16,978	49,908	0	33,727	4,593	
17th	Circuit Total	22,832	140,756	0	19,588	64,808	0	33,903	13,698	
18th	DuPage	20,769	317,287	0	963	190,603	0	145,502	53,543	
18th	Circuit Total	20,769	317,287	0	963	190,603	0	145,502	53,543	
19th	Lake	8,402	82,224	0	6,254	122,403	0	1,613	38,821	
19th	Circuit Total	8,402	82,224	0	6,254	122,403	0	1,613	38,821	
20th	St. Clair	7,811	109,428	0	2,032	38,164	268	11,973	16,227	
20th	Circuit Total	7,811	109,428	0	2,032	38,164	268	11,973	16,227	
21st	Iroquois	1,280	11,434	0	200	3,674	0	403	4,873	
	Kankakee	11,042	60,599	0	1,049	20,514	0	15,906	10,181	
21st	Circuit Total	12,322	72,033	0	1,249	24,189	0	16,309	15,054	
22nd	McHenry	28,563	108,258	0	5,182	79,853	0	1,218	5,411	
22nd	Circuit Total	28,563	108,258	0	5,182	79,853	0	1,218	5,411	
23rd	DeKalb	10,408	53,554	0	7,467	25,355	0	8,977	18,803	
	Kendall	19,524	76,301	0	1,330	21,284	0	4,557	7,290	
23rd	Circuit Total	29,932	129,855	0	8,797	46,639	0	13,535	26,093	
24th	Monroe	186	44,044	0	200	9,405	0	70	1,366	
	Perry	865	12,324	0	100	3,168	0	67	807	
	Randolph	236	3,367	0	0	4,290	0	1,132	985	
	Washington	460	10,230	0	400	2,314	0	249	477	
24th	Circuit Total	1,747	69,966	0	700	19,177	0	1,517	3,635	
	Downstate Total	376,821	3,876,973	13,118	166,876	1,525,969	268	378,705	559,701	
Cook	Cook County	11,897	10,641	989	1,208	219,735	15,403	11,957	30,640	
	State Total	388,718	3,887,614	14,106	168,084	1,745,704	15,671	390,662	590,341	

# CIRCUIT CLERK DISBURSEMENT OF FUNDS

CIRCUIT	COUNTY	FINES, PENALTIES, ASSESSMENTS AND FORFEITURES (CONTINUED)							
		STATE							
		EMS ASSISTANCE FUND	YOUTH DRUG ABUSE PREVENTION FUND	SECRETARY OF STATE EVIDENCE FUND	ILLINOIS CHARITY BUREAU FUND	TRANSPORTATION REGULATORY FUND	PROFESSIONAL REGULATION EVIDENCE FUND	GENERAL PROFESSIONS DEDICATED FUND	LOBBYIST REGISTRATION ADMINISTRATION FUND
1st	Alexander	0	40	0	0	0	0	0	0
	Jackson	0	112	0	0	0	0	0	0
	Johnson	0	12	0	0	0	0	0	0
	Massac	0	10	0	0	1,840	0	0	0
	Pope	0	13	0	0	0	0	0	0
	Pulaski	0	1,391	0	0	0	0	0	0
	Saline	1,000	108	0	0	0	0	0	0
	Union	0	803	0	0	0	0	0	0
	Williamson	0	361	0	0	15	0	0	0
2nd	Circuit Total	1,000	2,848	0	0	1,855	0	0	0
2nd	Crawford	0	0	0	0	0	0	0	0
	Edwards	0	0	0	0	0	0	0	0
	Franklin	0	42	0	0	0	0	0	0
	Gallatin	0	0	0	0	0	0	0	0
	Hamilton	0	275	0	0	0	0	0	0
	Hardin	0	143	0	0	0	0	0	0
	Jefferson	0	0	0	0	0	0	0	0
	Lawrence	0	8	0	0	1,084	0	0	0
	Richland	0	0	0	0	0	0	0	0
	Wabash	0	0	0	0	0	0	0	0
	Wayne	0	0	0	0	37	0	0	0
	White	0	176	0	0	1,964	0	0	0
2nd	Circuit Total	0	644	0	0	3,085	0	0	0
3rd	Bond	0	0	0	0	0	0	0	0
	Madison	0	251	0	0	87	0	0	0
3rd	Circuit Total	0	251	0	0	87	0	0	0
4th	Christian	750	267	0	0	0	0	0	0
	Clay	0	350	0	0	0	0	0	0
	Clinton	0	603	0	0	0	0	0	0
	Effingham	0	213	0	0	0	0	0	0
	Fayette	0	3	0	0	0	0	0	0
	Jasper	0	0	0	0	0	0	0	0
	Marion	0	0	0	0	0	0	0	0
	Montgomery	0	2,004	0	0	0	0	0	0
	Shelby	0	231	0	0	0	0	0	0
4th	Circuit Total	750	3,671	0	0	0	0	0	0
5th	Clark	38	0	0	0	0	0	0	0
	Coles	0	3,476	0	0	0	0	0	0
	Cumberland	0	0	0	0	0	0	0	0
	Edgar	0	31	0	0	425	0	0	0
	Vermilion	0	4	0	0	0	0	0	0
5th	Circuit Total	38	3,511	0	0	425	0	0	0

Note: Shelby County fiscal data covers a 15-month period due to the County Board's decision to change the fiscal year-end from August 31 to November 30. This report covers the period from September 1, 2022, to November 30, 2023.

# CIRCUIT CLERK DISBURSEMENT OF FUNDS

CIRCUIT	COUNTY	FINES, PENALTIES, ASSESSMENTS AND FORFEITURES (CONTINUED)							
		STATE							
		EMS ASSISTANCE FUND	YOUTH DRUG ABUSE PREVENTION FUND	SECRETARY OF STATE EVIDENCE FUND	ILLINOIS CHARITY BUREAU FUND	TRANSPORTATION REGULATORY FUND	PROFESSIONAL REGULATION EVIDENCE FUND	GENERAL PROFESSIONS DEDICATED FUND	LOBBYIST REGISTRATION ADMINISTRATION FUND
6th	Champaign	0	7,236	0	0	87	0	0	0
	DeWitt	0	207	0	0	0	0	0	0
	Douglas	0	1,201	0	0	150	0	0	0
	Macon	0	1,615	0	0	0	0	0	0
	Moultrie	0	76	0	0	0	0	0	0
	Piatt	0	124	0	0	0	0	0	0
6th	Circuit Total	0	10,460	0	0	237	0	0	0
7th	Greene	0	0	0	0	0	0	0	0
	Jersey	0	0	0	0	0	0	0	0
	Macoupin	0	0	0	0	0	0	0	0
	Morgan	1,911	19	0	0	0	0	0	0
	Sangamon	0	8,526	0	0	0	0	0	0
	Scott	0	0	0	0	0	0	0	0
7th	Circuit Total	1,911	8,545	0	0	0	0	0	0
8th	Adams	0	486	0	0	0	0	0	0
	Brown	0	606	0	0	0	0	0	0
	Calhoun	0	0	0	0	0	0	0	0
	Cass	0	29	0	0	0	0	0	0
	Mason	0	300	0	0	0	0	0	0
	Menard	0	7,949	0	0	0	0	0	0
	Pike	0	3,151	0	0	0	0	0	0
	Schuyler	0	135	0	0	0	0	0	0
8th	Circuit Total	0	12,656	0	0	0	0	0	0
9th	Fulton	0	40	0	0	0	0	0	0
	Hancock	0	38	0	0	0	0	0	0
	Henderson	0	100	0	0	0	0	0	0
	Knox	0	64	0	0	0	0	0	0
	McDonough	0	0	0	0	0	0	0	0
	Warren	0	143	0	0	0	0	0	0
9th	Circuit Total	0	385	0	0	0	0	0	0
10th	Marshall	0	0	0	0	0	0	0	0
	Peoria	0	40	0	0	0	0	0	0
	Putnam	0	0	0	0	0	0	0	0
	Stark	0	25	0	0	0	0	0	0
	Tazewell	0	291	0	0	0	0	0	0
10th	Circuit Total	0	356	0	0	0	0	0	0
11th	Ford	0	199	0	0	0	0	0	0
	Livingston	0	57	0	0	0	0	0	0
	Logan	0	837	0	0	0	0	0	0
	McLean	0	45,456	0	0	0	0	0	0
	Woodford	0	1,181	0	0	0	0	0	0
11th	Circuit Total	0	47,731	0	0	0	0	0	0

# CIRCUIT CLERK DISBURSEMENT OF FUNDS

CIRCUIT	COUNTY	FINES, PENALTIES, ASSESSMENTS AND FORFEITURES (CONTINUED)							
		STATE							
		EMS ASSISTANCE FUND	YOUTH DRUG ABUSE PREVENTION FUND	SECRETARY OF STATE EVIDENCE FUND	ILLINOIS CHARITY BUREAU FUND	TRANSPORTATION REGULATORY FUND	PROFESSIONAL REGULATION EVIDENCE FUND	GENERAL PROFESSIONS DEDICATED FUND	LOBBYIST REGISTRATION ADMINISTRATION FUND
12th	Will	0	45,523	0	0	2	0	0	0
12th	Circuit Total	0	45,523	0	0	2	0	0	0
13th	Bureau	0	0	0	0	0	0	0	0
	Grundy	0	0	0	0	0	0	0	0
	LaSalle	0	28,463	0	0	0	0	0	0
13th	Circuit Total	0	28,463	0	0	0	0	0	0
14th	Henry	0	0	0	0	0	0	0	0
	Mercer	0	53	0	0	0	0	0	0
	Rock Island	0	4,905	0	0	917	0	0	0
	Whiteside	100	1,408	0	0	0	0	0	0
14th	Circuit Total	100	6,366	0	0	917	0	0	0
15th	Carroll	0	1,923	0	0	0	0	0	0
	Jo Daviess	0	0	0	0	0	0	0	0
	Lee	0	472	0	0	0	0	0	0
	Ogle	0	879	0	0	0	0	0	0
	Stephenson	0	1,078	0	0	0	0	0	0
15th	Circuit Total	0	4,353	0	0	0	0	0	0
16th	Kane	0	15,267	0	0	0	0	0	0
16th	Circuit Total	0	15,267	0	0	0	0	0	0
17th	Boone	0	3,411	0	0	0	0	0	0
	Winnebago	0	17,116	0	0	0	0	0	0
17th	Circuit Total	0	20,526	0	0	0	0	0	0
18th	DuPage	0	12,840	0	0	0	0	0	0
18th	Circuit Total	0	12,840	0	0	0	0	0	0
19th	Lake	0	0	0	0	0	0	0	0
19th	Circuit Total	0	0	0	0	0	0	0	0
20th	St. Clair	0	137	0	0	1,259	0	0	0
20th	Circuit Total	0	137	0	0	1,259	0	0	0
21st	Iroquois	0	164	0	0	62	0	0	0
	Kankakee	0	1,441	0	0	0	0	0	0
21st	Circuit Total	0	1,604	0	0	62	0	0	0
22nd	McHenry	0	4,926	0	0	0	0	0	0
22nd	Circuit Total	0	4,926	0	0	0	0	0	0
23rd	DeKalb	0	103	0	0	0	0	0	0
	Kendall	0	2,179	0	0	0	0	0	0
23rd	Circuit Total	0	2,282	0	0	0	0	0	0
24th	Monroe	0	14	0	0	501	0	0	0
	Perry	0	423	0	0	0	0	0	0
	Randolph	0	111	0	0	0	0	0	0
	Washington	0	2,733	0	0	0	0	0	0
24th	Circuit Total	0	3,281	0	0	501	0	0	0
	Downstate Total	3,799	236,627	0	0	8,430	0	0	0
Cook	Cook County	0	18	0	0	0	0	0	0
	State Total	3,799	236,645	0	0	8,430	0	0	0

Note: A value of \$0 in the State Total means there were no funds deposited in the specified fund from any county during 2023.

# CIRCUIT CLERK DISBURSEMENT OF FUNDS

CIRCUIT	COUNTY	FINES, PENALTIES, ASSESSMENTS AND FORFEITURES (CONTINUED)							
		STATE							
		DESIGN PROFESSIONAL ADMIN. INVESTIGATION FUND	AGGREGATE OPERATIONS REGULATORY FUND	EDUCATION ASSISTANCE FUND	DEPARTMENT OF PUBLIC HEALTH	USED TIRE MANAGEMENT FUND	EMERGENCY PLANNING AND TRAINING FUND	FEED CONTROL FUND	PESTICIDE CONTROL FUND
1st	Alexander	0	0	0	0	0	0	0	0
	Jackson	0	0	0	0	0	0	0	0
	Johnson	0	0	0	0	0	0	0	0
	Massac	0	0	0	0	0	0	0	0
	Pope	0	0	0	0	0	0	0	0
	Pulaski	0	0	0	0	0	0	0	0
	Saline	0	0	0	0	0	0	0	0
	Union	0	0	0	0	0	0	0	0
	Williamson	0	0	0	0	0	0	0	0
2nd	Circuit Total	0	0	0	0	0	0	0	0
2nd	Crawford	0	0	0	0	0	0	0	0
	Edwards	0	0	0	0	0	0	0	0
	Franklin	0	0	0	0	0	0	0	0
	Gallatin	0	0	0	0	0	0	0	0
	Hamilton	0	0	0	0	0	0	0	0
	Hardin	0	0	0	0	0	0	0	0
	Jefferson	0	0	0	0	0	0	0	0
	Lawrence	0	0	0	0	0	0	0	0
	Richland	0	0	0	0	0	0	0	0
	Wabash	0	0	0	0	0	0	0	0
	Wayne	0	0	0	0	0	0	0	0
	White	0	0	0	0	0	0	0	0
2nd	Circuit Total	0	0	0	0	0	0	0	0
3rd	Bond	0	0	0	0	0	0	0	0
	Madison	0	0	0	0	0	0	0	0
3rd	Circuit Total	0	0	0	0	0	0	0	0
4th	Christian	0	0	0	0	0	0	0	0
	Clay	0	0	0	0	0	0	0	0
	Clinton	0	0	0	0	0	0	0	0
	Effingham	0	0	0	0	0	0	0	0
	Fayette	0	0	0	0	0	0	0	0
	Jasper	0	0	0	0	0	0	0	0
	Marion	0	0	0	0	0	0	0	0
	Montgomery	0	0	0	0	0	0	0	0
	Shelby	0	0	0	0	0	0	0	0
4th	Circuit Total	0	0	0	0	0	0	0	0
5th	Clark	0	0	0	0	0	0	0	0
	Coles	0	0	0	0	0	0	0	0
	Cumberland	0	0	0	0	0	0	0	0
	Edgar	0	0	0	0	0	0	0	0
	Vermilion	0	0	0	0	0	0	0	0
5th	Circuit Total	0	0	0	0	0	0	0	0

Note: Shelby County fiscal data covers a 15-month period due to the County Board's decision to change the fiscal year-end from August 31 to November 30. This report covers the period from September 1, 2022, to November 30, 2023.

# CIRCUIT CLERK DISBURSEMENT OF FUNDS

CIRCUIT	COUNTY	FINES, PENALTIES, ASSESSMENTS AND FORFEITURES (CONTINUED)							
		STATE							
		DESIGN PROFESSIONAL ADMIN. INVESTIGATION FUND	AGGREGATE OPERATIONS REGULATORY FUND	EDUCATION ASSISTANCE FUND	DEPARTMENT OF PUBLIC HEALTH	USED TIRE MANAGEMENT FUND	EMERGENCY PLANNING AND TRAINING FUND	FEED CONTROL FUND	PESTICIDE CONTROL FUND
6th	Champaign	0	0	0	0	0	0	0	0
	DeWitt	0	0	0	0	0	0	0	0
	Douglas	0	0	0	0	0	0	0	0
	Macon	0	0	0	0	0	0	0	0
	Moultrie	0	0	0	0	0	0	0	0
6th	Piatt	0	0	0	0	0	0	0	0
6th	Circuit Total	0	0	0	0	0	0	0	0
7th	Greene	0	0	0	0	0	0	0	0
	Jersey	0	0	0	0	0	0	0	0
	Macoupin	0	0	0	0	0	0	0	0
	Morgan	0	0	0	0	0	0	0	0
	Sangamon	0	0	0	0	0	0	0	0
7th	Scott	0	0	0	0	0	0	0	0
7th	Circuit Total	0	0	0	0	0	0	0	0
8th	Adams	0	0	0	0	0	0	0	0
	Brown	0	0	0	0	0	0	0	0
	Calhoun	0	0	0	0	0	0	0	0
	Cass	0	0	0	0	0	0	0	0
	Mason	0	0	0	0	0	0	0	0
	Menard	0	0	0	0	0	0	0	0
	Pike	0	0	0	0	0	0	0	0
	Schuyler	0	0	0	0	0	0	0	0
8th	Circuit Total	0	0	0	0	0	0	0	0
9th	Fulton	0	0	0	0	0	0	0	0
	Hancock	0	0	0	0	0	0	0	0
	Henderson	0	0	0	0	0	0	0	0
	Knox	0	0	0	0	0	0	0	0
	McDonough	0	0	0	0	0	0	0	0
9th	Warren	0	0	0	0	0	0	0	0
9th	Circuit Total	0	0	0	0	0	0	0	0
10th	Marshall	0	0	0	0	0	0	0	0
	Peoria	0	0	0	0	0	0	0	0
	Putnam	0	0	0	0	0	0	0	0
	Stark	0	0	0	0	0	0	0	0
	Tazewell	0	0	0	0	0	0	0	0
10th	Circuit Total	0	0	0	0	0	0	0	0
11th	Ford	0	0	0	0	0	0	0	0
	Livingston	0	0	0	0	0	0	0	0
	Logan	0	0	0	0	0	0	0	0
	McLean	0	0	0	0	0	0	0	0
11th	Woodford	0	0	0	0	0	0	0	0
	Circuit Total	0	0	0	0	0	0	0	0

# CIRCUIT CLERK DISBURSEMENT OF FUNDS

CIRCUIT	COUNTY	FINES, PENALTIES, ASSESSMENTS AND FORFEITURES (CONTINUED)							
		STATE							
		DESIGN PROFESSIONAL ADMIN. INVESTIGATION FUND	AGGREGATE OPERATIONS REGULATORY FUND	EDUCATION ASSISTANCE FUND	DEPARTMENT OF PUBLIC HEALTH	USED TIRE MANAGEMENT FUND	EMERGENCY PLANNING AND TRAINING FUND	FEED CONTROL FUND	PESTICIDE CONTROL FUND
12th	Will	0	0	0	0	0	0	0	0
12th	Circuit Total	0	0	0	0	0	0	0	0
13th	Bureau	0	0	0	0	0	0	0	0
	Grundy	0	0	0	0	0	0	0	0
	LaSalle	0	0	0	0	0	0	0	0
13th	Circuit Total	0	0	0	0	0	0	0	0
14th	Henry	0	0	0	0	0	0	0	0
	Mercer	0	0	0	0	0	0	0	0
	Rock Island	0	0	0	0	0	0	0	0
	Whiteside	0	0	0	0	0	0	0	0
14th	Circuit Total	0	0	0	0	0	0	0	0
15th	Carroll	0	0	0	0	0	0	0	0
	Jo Daviess	0	0	0	0	0	0	0	0
	Lee	0	0	0	0	0	0	0	0
	Ogle	0	0	0	0	0	0	0	0
	Stephenson	0	0	0	0	0	0	0	0
15th	Circuit Total	0	0	0	0	0	0	0	0
16th	Kane	0	0	0	0	0	0	0	0
16th	Circuit Total	0	0	0	0	0	0	0	0
17th	Boone	0	0	0	0	0	0	0	0
	Winnebago	0	0	0	0	0	0	0	0
17th	Circuit Total	0	0	0	0	0	0	0	0
18th	DuPage	0	0	0	0	0	0	0	0
18th	Circuit Total	0	0	0	0	0	0	0	0
19th	Lake	0	0	0	0	0	0	0	0
19th	Circuit Total	0	0	0	0	0	0	0	0
20th	St. Clair	0	0	0	0	0	0	0	0
20th	Circuit Total	0	0	0	0	0	0	0	0
21st	Iroquois	0	0	0	0	0	0	0	0
	Kankakee	0	0	0	0	0	0	0	0
21st	Circuit Total	0	0	0	0	0	0	0	0
22nd	McHenry	0	0	0	0	0	0	0	0
22nd	Circuit Total	0	0	0	0	0	0	0	0
23rd	DeKalb	0	0	0	0	0	0	0	0
	Kendall	0	0	0	0	0	0	0	0
23rd	Circuit Total	0	0	0	0	0	0	0	0
24th	Monroe	0	0	0	0	0	0	0	0
	Perry	0	0	0	0	0	0	0	0
	Randolph	0	0	0	0	0	0	0	0
	Washington	0	0	0	0	0	0	0	0
24th	Circuit Total	0	0	0	0	0	0	0	0
	Downstate Total	0	0	0	0	0	0	0	0
Cook	Cook County	0	0	0	0	0	0	0	0
	State Total	0	0	0	0	0	0	0	0

Note: A value of \$0 in the State Total means there were no funds deposited in the specified fund from any county during 2023.

# CIRCUIT CLERK DISBURSEMENT OF FUNDS

CIRCUIT	COUNTY	FINES, PENALTIES, ASSESSMENTS AND FORFEITURES (CONTINUED)							
		STATE							
		SPINAL CORD INJURY PARALYSIS CURE RESEARCH TRUST FUND	FIRE PREVENTION FUND	OFFENDER REGISTRATION FUND	SECURITIES AUDIT AND ENFORCEMENT FUND	SPECIAL ADMINSTRATIVE FUND	LEADS MAINTENANCE FUND	DOMESTIC VIOLENCE ABUSER SERVICES FUND	ABANDONED RESIDENTIAL PROPERTY MUNICIPALITY RELIEF FUND
1st	Alexander	30	528	0	0	0	0	0	0
	Jackson	350	2,626	0	0	0	0	225	0
	Johnson	75	955	0	0	0	0	16	0
	Massac	275	3,147	0	0	0	0	25	0
	Pope	35	220	0	0	0	0	200	0
	Pulaski	70	154	0	0	0	0	0	70
	Saline	120	900	450	0	0	0	416	34
	Union	169	1,774	500	178	0	0	25	0
	Williamson	685	11,765	275	0	0	0	200	0
2nd	Circuit Total	1,809	22,069	1,225	178	0	0	1,107	104
2nd	Crawford	254	2,691	0	550	0	0	0	0
	Edwards	64	573	0	0	0	0	24	0
	Franklin	313	2,712	1,945	0	0	0	0	0
	Gallatin	20	330	0	0	0	0	37	0
	Hamilton	194	1,797	0	86	0	0	200	0
	Hardin	80	538	0	0	0	14	0	0
	Jefferson	240	2,242	0	0	0	0	266	126
	Lawrence	120	2,015	0	0	0	0	44	0
	Richland	193	1,694	0	167	0	0	0	0
	Wabash	119	1,379	0	56	0	0	0	0
	Wayne	144	1,997	0	50	0	0	0	15
	White	209	2,863	0	0	0	0	0	0
2nd	Circuit Total	1,950	20,832	1,945	908	0	14	571	141
3rd	Bond	68	1,179	0	0	0	0	0	0
	Madison	2,976	20,668	0	0	0	0	25	1,873
3rd	Circuit Total	3,044	21,846	0	0	0	0	25	1,873
4th	Christian	250	2,586	0	0	0	0	100	0
	Clay	180	1,691	323	0	0	0	50	0
	Clinton	213	4,817	217	0	0	0	125	322
	Effingham	585	2,554	540	0	0	0	146	0
	Fayette	415	3,069	90	0	0	0	0	0
	Jasper	120	983	0	0	0	0	150	0
	Marion	283	5,994	0	0	0	0	580	0
	Montgomery	380	4,476	936	0	0	0	86	0
	Shelby	275	2,010	5,341	0	0	0	25	0
4th	Circuit Total	2,700	28,180	7,447	0	0	0	1,262	322
5th	Clark	128	2,248	500	0	0	0	25	0
	Coles	534	6,968	450	0	0	0	683	144
	Cumberland	105	1,973	0	0	0	25	0	0
	Edgar	110	1,804	0	0	0	0	200	0
	Vermilion	703	3,690	0	0	0	488	325	0
5th	Circuit Total	1,580	16,682	950	0	0	513	1,233	144

Note: Shelby County fiscal data covers a 15-month period due to the County Board's decision to change the fiscal year-end from August 31 to November 30. This report covers the period from September 1, 2022, to November 30, 2023.



# CIRCUIT CLERK DISBURSEMENT OF FUNDS

CIRCUIT	COUNTY	FINES, PENALTIES, ASSESSMENTS AND FORFEITURES (CONTINUED)							
		STATE							
		SPINAL CORD INJURY PARALYSIS CURE RESEARCH TRUST FUND	FIRE PREVENTION FUND	OFFENDER REGISTRATION FUND	SECURITIES AUDIT AND ENFORCEMENT FUND	SPECIAL ADMINSTRATIVE FUND	LEADS MAINTENANCE FUND	DOMESTIC VIOLENCE ABUSER SERVICES FUND	ABANDONED RESIDENTIAL PROPERTY MUNICIPALITY RELIEF FUND
6th	Champaign	918	11,263	510	0	0	164	225	0
	DeWitt	0	1,969	0	0	0	0	160	0
	Douglas	379	6,482	274	0	0	0	0	0
	Macon	747	6,807	0	0	0	116	109	0
	Moultrie	220	2,956	0	0	0	0	50	50
	Piatt	145	2,102	350	0	0	0	0	0
6th	Circuit Total	2,408	31,579	1,134	0	0	280	544	50
7th	Greene	224	1,448	0	0	0	0	0	0
	Jersey	350	3,206	0	0	0	0	25	0
	Macoupin	413	3,428	0	0	0	0	0	225
	Morgan	309	2,515	0	2,515	0	0	9	0
	Sangamon	1,545	20,217	1,500	0	0	60	212	0
	Scott	45	735	0	0	0	0	0	0
7th	Circuit Total	2,886	31,549	1,500	2,515	0	60	246	225
8th	Adams	567	5,077	110	0	0	0	1,141	0
	Brown	65	554	0	0	0	0	25	0
	Calhoun	115	763	0	0	0	0	0	0
	Cass	119	2,186	0	0	0	0	18	0
	Mason	175	2,070	463	0	0	37	500	0
	Menard	110	1,354	0	0	0	0	200	0
	Pike	381	4,636	20,226	0	0	0	370	0
	Schuyler	130	1,668	0	0	0	0	83	0
8th	Circuit Total	1,661	18,308	20,798	0	0	37	2,337	0
9th	Fulton	288	3,141	253	0	0	116	116	0
	Hancock	248	2,185	185	0	0	0	91	0
	Henderson	259	2,093	0	0	0	0	25	0
	Knox	372	3,487	200	0	0	0	68	0
	McDonough	434	3,796	229	0	0	0	1,644	0
	Warren	227	2,801	0	1,186	0	0	450	2,026
9th	Circuit Total	1,826	17,502	867	1,186	0	116	2,394	2,026
10th	Marshall	90	1,138	2,856	0	0	4	195	0
	Peoria	978	17,926	1,916	0	0	11,323	79	86
	Putnam	30	459	0	0	0	0	0	0
	Stark	55	1,823	0	0	0	0	0	0
	Tazewell	1,362	28,670	17	0	0	0	425	13,258
10th	Circuit Total	2,515	50,016	4,789	0	0	11,327	698	13,344
11th	Ford	95	2,224	0	0	0	0	50	0
	Livingston	490	8,158	0	0	0	136	75	0
	Logan	304	5,324	0	0	0	61	51	0
	McLean	2,589	24,085	976	0	0	295	153	2,931
	Woodford	475	5,850	1,000	0	0	0	0	0
11th	Circuit Total	3,953	45,641	1,976	0	0	491	329	2,931

# CIRCUIT CLERK DISBURSEMENT OF FUNDS

CIRCUIT	COUNTY	FINES, PENALTIES, ASSESSMENTS AND FORFEITURES (CONTINUED)							
		STATE							
		SPINAL CORD INJURY PARALYSIS CURE RESEARCH TRUST FUND	FIRE PREVENTION FUND	OFFENDER REGISTRATION FUND	SECURITIES AUDIT AND ENFORCEMENT FUND	SPECIAL ADMINSTRATIVE FUND	LEADS MAINTENANCE FUND	DOMESTIC VIOLENCE ABUSER SERVICES FUND	ABANDONED RESIDENTIAL PROPERTY MUNICIPALITY RELIEF FUND
12th	Will	4,268	62,499	0	0	0	0	252	3,683
12th	Circuit Total	4,268	62,499	0	0	0	0	252	3,683
13th	Bureau	290	4,682	9,239	0	0	82	0	68
	Grundy	848	5,574	0	0	0	0	25	874
	LaSalle	1,361	16,591	0	0	0	82	689	0
13th	Circuit Total	2,499	26,847	9,239	0	0	164	714	942
14th	Henry	325	7,061	0	0	0	46	111	216
	Mercer	129	1,931	0	0	0	0	206	35
	Rock Island	1,543	9,884	115	0	0	922	125	1,034
	Whiteside	605	9,885	3,685	0	0	10	82	0
14th	Circuit Total	2,601	28,760	3,800	0	0	978	524	1,284
15th	Carroll	243	2,285	0	0	0	0	0	0
	Jo Daviess	210	3,376	0	0	0	0	125	131
	Lee	462	4,985	597	0	0	41	27	0
	Ogle	844	15,828	1,656	0	0	0	175	0
	Stephenson	473	6,503	0	0	0	0	430	0
15th	Circuit Total	2,231	32,977	2,253	0	0	41	757	131
16th	Kane	4,958	62,975	8,100	0	0	3,366	557	0
16th	Circuit Total	4,958	62,975	8,100	0	0	3,366	557	0
17th	Boone	805	8,386	0	0	0	0	156	300
	Winnebago	1,967	23,424	500	0	0	0	596	3,718
17th	Circuit Total	2,772	31,810	500	0	0	0	752	4,018
18th	DuPage	9,533	138,939	1,214	0	0	17,326	640	11,796
18th	Circuit Total	9,533	138,939	1,214	0	0	17,326	640	11,796
19th	Lake	5,756	43,263	915	0	60,530	4,535	335	0
19th	Circuit Total	5,756	43,263	915	0	60,530	4,535	335	0
20th	St. Clair	1,902	21,542	0	0	0	260	573	509
20th	Circuit Total	1,902	21,542	0	0	0	260	573	509
21st	Iroquois	154	3,313	489	0	0	0	0	236
	Kankakee	703	20,679	602	0	0	856	386	201
21st	Circuit Total	858	23,992	1,091	0	0	856	386	437
22nd	McHenry	3,967	35,993	0	0	0	1,891	0	999
22nd	Circuit Total	3,967	35,993	0	0	0	1,891	0	999
23rd	DeKalb	1,394	9,531	0	0	0	0	375	0
	Kendall	1,048	24,210	500	0	0	6	697	0
23rd	Circuit Total	2,442	33,740	500	0	0	6	1,072	0
24th	Monroe	470	4,151	0	0	0	0	0	0
	Perry	81	2,588	0	0	0	0	0	0
	Randolph	185	4,073	0	0	0	0	0	0
	Washington	113	2,365	0	400	0	0	0	0
24th	Circuit Total	849	13,176	0	400	0	0	0	0
	Downstate Total	70,968	860,717	70,244	5,187	60,530	42,262	17,307	44,959
Cook	Cook County	11,997	81,644	3	0	0	0	38	13,260
	State Total	82,964	942,361	70,247	5,187	60,530	42,262	17,345	58,219

# CIRCUIT CLERK DISBURSEMENT OF FUNDS

CIRCUIT	COUNTY	FINES, PENALTIES, ASSESSMENTS AND FORFEITURES (CONTINUED)								
		STATE								
		LUMP SUM SURCHARGE*	MENTAL HEALTH REPORTING FUND	ARSONIST REGISTRATION FUND	CAPITAL PROJECTS FUND	CORPORATE CRIME FUND	PERFORMANCE ENHANCING SUBSTANCE TESTING	FIRE TRUCK REVOLVING LOAN FUND	FORECLOSURE PREVENTION PROGRAM FUND **	
1st	Alexander	974	0	0	1,302	0	0	0	0	
	Jackson	1,550	0	0	0	0	0	75	0	
	Johnson	25	0	0	2,378	0	0	44	0	
	Massac	1,651	0	0	0	0	0	38	0	
	Pope	1,386	0	0	0	0	0	0	0	
	Pulaski	1,203	0	0	0	0	0	0	0	
	Saline	4,848	0	0	1,663	0	0	0	0	
	Union	9,560	0	0	0	0	0	60	0	
	Williamson	14,517	0	0	676,981	0	0	0	0	
2nd	Circuit Total	35,713	0	0	682,324	0	0	217	0	
2nd	Crawford	3,755	0	0	0	0	0	0	0	
	Edwards	2,325	0	0	0	0	0	45	0	
	Franklin	7,222	0	0	700	0	0	45	0	
	Gallatin	4,035	0	0	0	0	0	0	0	
	Hamilton	2,576	0	0	0	0	0	15	0	
	Hardin	1,030	0	500	0	0	0	0	0	
	Jefferson	4,648	10	0	0	0	0	28	0	
	Lawrence	4,636	0	0	0	0	0	0	0	
	Richland	4,732	0	0	0	0	0	0	0	
	Wabash	4,259	0	0	0	0	0	0	0	
	Wayne	2,849	0	0	1,820	0	0	0	0	
	White	3,912	0	0	23,627	0	0	15	0	
	2nd	Circuit Total	45,979	10	500	26,147	0	0	148	0
	3rd	Bond	2,593	0	0	0	0	0	0	0
Madison		5,117	0	0	70,155	0	0	0	0	
3rd	Circuit Total	7,711	0	0	70,155	0	0	0	0	
4th	Christian	8,325	0	0	0	0	0	59	0	
	Clay	14,482	0	0	1,705	0	0	0	0	
	Clinton	11,799	0	0	0	0	0	113	0	
	Effingham	17,121	0	0	40,430	0	0	199	0	
	Fayette	10,646	0	0	0	0	0	60	0	
	Jasper	3,655	0	0	0	0	0	14	0	
	Marion	5,139	0	0	0	0	0	116	0	
	Montgomery	13,284	0	0	382	0	0	74	0	
	Shelby	4,884	0	0	0	0	0	0	0	
4th	Circuit Total	89,335	0	0	42,517	0	0	634	0	
5th	Clark	1,640	0	0	483	0	0	0	0	
	Coles	11,849	0	0	0	0	0	75	0	
	Cumberland	1,133	0	0	0	0	0	15	0	
	Edgar	589	0	0	0	0	0	0	0	
	Vermilion	17,895	0	0	0	0	0	518	0	
5th	Circuit Total	33,107	0	0	483	0	0	608	0	

\*Pre-CTAA penalty (which or that) contains Traffic & Criminal Surcharge Fund, Law Enforcement Camera Grand Fund and LEADS Fund as of 7/1/2006.

\*\* Walker v. Chasteen affirmed that this statute unconstitutional 6/17/2021.

Note: Shelby County fiscal data covers a 15-month period due to the County Board's decision to change the fiscal year-end from August 31 to November 30. This report covers the period from September 1, 2022, to November 30, 2023.

# CIRCUIT CLERK DISBURSEMENT OF FUNDS

CIRCUIT	COUNTY	FINES, PENALTIES, ASSESSMENTS AND FORFEITURES (CONTINUED)							
		STATE							
		LUMP SUM SURCHARGE*	MENTAL HEALTH REPORTING FUND	ARSONIST REGISTRATION FUND	CAPITAL PROJECTS FUND	CORPORATE CRIME FUND	PERFORMANCE ENHANCING SUBSTANCE TESTING	FIRE TRUCK REVOLVING LOAN FUND	FORECLOSURE PREVENTION PROGRAM FUND **
6th	Champaign	118,978	0	0	0	0	0	440	0
	DeWitt	3,427	0	0	0	0	0	0	0
	Douglas	7,297	0	0	425	0	0	75	0
	Macon	18,739	0	0	6,600	0	0	426	0
	Moultrie	2,707	0	0	0	0	0	74	0
	Piatt	267	0	0	1,200	0	0	30	0
6th	Circuit Total	151,416	0	0	8,225	0	0	1,045	0
7th	Greene	1,468	0	0	0	0	0	15	0
	Jersey	5,978	0	0	0	0	0	69	0
	Macoupin	28,846	0	0	0	0	100	215	0
	Morgan	2,938	0	0	308	0	0	105	0
	Sangamon	4,773	0	0	290,197	0	0	90	0
	Scott	831	0	0	0	0	0	0	0
7th	Circuit Total	44,834	0	0	290,505	0	100	494	0
8th	Adams	15,696	0	0	0	0	185	140	0
	Brown	411	0	0	0	0	0	0	0
	Calhoun	7,788	0	0	0	0	0	29	0
	Cass	4,772	0	0	0	0	0	8	0
	Mason	6,727	0	0	0	0	0	88	0
	Menard	11,514	0	0	0	0	0	0	0
	Pike	17,145	0	0	11,608	0	1,885	304	0
	Schuyler	4,319	0	0	0	0	0	60	0
	8th	Circuit Total	68,372	0	0	11,608	0	2,070	629
9th	Fulton	8,456	0	176	0	0	0	15	0
	Hancock	788	0	0	2,650	0	0	45	0
	Henderson	1,340	0	0	3,860	0	0	117	0
	Knox	6,136	0	0	0	0	121	195	0
	McDonough	8,813	0	0	2,110	0	0	302	0
	Warren	4,808	0	0	750	0	0	239	0
9th	Circuit Total	30,342	0	176	9,370	0	121	912	0
10th	Marshall	260	0	0	0	0	0	0	0
	Peoria	9,529	0	900	7,095	0	50	563	0
	Putnam	970	0	0	0	0	0	0	0
	Stark	415	0	0	0	0	0	15	0
	Tazewell	17,144	0	0	0	0	0	803	0
10th	Circuit Total	28,317	0	900	7,095	0	50	1,381	0
11th	Ford	2,503	0	0	0	0	0	0	0
	Livingston	7,073	0	23	0	0	0	15	0
	Logan	6,425	0	0	0	0	0	40	0
	McLean	55,679	0	0	166,625	0	0	867	0
	Woodford	9,344	0	0	3,116	0	0	0	0
11th	Circuit Total	81,025	0	23	169,741	0	0	922	0

\*Pre-CTAA penalty (which or that) contains Traffic & Criminal Surcharge Fund, Law Enforcement Camera Grand Fund and LEADS Fund as of 7/1/2006.

\*\* Walker v. Chasteen affirmed that this statute unconstitutional 6/17/2021.

# CIRCUIT CLERK DISBURSEMENT OF FUNDS

CIRCUIT	COUNTY	FINES, PENALTIES, ASSESSMENTS AND FORFEITURES (CONTINUED)							
		STATE							
		LUMP SUM SURCHARGE*	MENTAL HEALTH REPORTING FUND	ARSONIST REGISTRATION FUND	CAPITAL PROJECTS FUND	CORPORATE CRIME FUND	PERFORMANCE ENHANCING SUBSTANCE TESTING	FIRE TRUCK REVOLVING LOAN FUND	FORECLOSURE PREVENTION PROGRAM FUND **
12th	Will	79,422	0	0	1,092,642	0	155	865	0
12th	Circuit Total	79,422	0	0	1,092,642	0	155	865	0
13th	Bureau	5,091	0	0	0	0	0	45	0
	Grundy	7,818	0	0	2,105	0	0	98	0
	LaSalle	2,484	0	0	26,855	0	0	335	0
13th	Circuit Total	15,394	0	0	28,960	0	0	478	0
14th	Henry	4,269	0	0	0	0	0	208	0
	Mercer	13,692	0	0	0	0	0	331	0
	Rock Island	17,660	0	0	337,981	0	150	136	0
	Whiteside	31,323	0	0	9,322	0	0	531	0
14th	Circuit Total	66,944	0	0	347,302	0	150	1,206	0
15th	Carroll	838	0	0	57	0	0	15	0
	Jo Daviess	1,603	0	0	19,843	0	0	15	0
	Lee	19,476	0	0	250	0	0	306	0
	Ogle	18,717	0	0	11,031	0	50	142	0
	Stephenson	15,226	0	0	0	0	0	8	0
15th	Circuit Total	55,861	0	0	31,181	0	50	485	0
16th	Kane	470,008	487	0	120,134	0	0	1,443	0
16th	Circuit Total	470,008	487	0	120,134	0	0	1,443	0
17th	Boone	10,304	0	0	856	0	0	0	0
	Winnebago	241,964	0	0	0	0	0	83	0
17th	Circuit Total	252,268	0	0	856	0	0	83	0
18th	DuPage	0	0	0	80,507	0	0	0	0
18th	Circuit Total	0	0	0	80,507	0	0	0	0
19th	Lake	589,462	0	0	117,436	0	0	1,476	0
19th	Circuit Total	589,462	0	0	117,436	0	0	1,476	0
20th	St. Clair	158,568	0	0	149,788	0	0	329	0
20th	Circuit Total	158,568	0	0	149,788	0	0	329	0
21st	Iroquois	3,681	0	0	56,807	0	50	114	0
	Kankakee	5,548	0	0	300	0	369	53	0
21st	Circuit Total	9,229	0	0	57,107	0	419	166	0
22nd	McHenry	17,646	0	0	61,964	0	0	254	0
22nd	Circuit Total	17,646	0	0	61,964	0	0	254	0
23rd	DeKalb	101,206	0	0	736	0	0	259	0
	Kendall	7,402	0	0	0	0	0	105	0
23rd	Circuit Total	108,608	0	0	736	0	0	364	0
24th	Monroe	2,904	0	0	0	0	0	15	0
	Perry	7,372	0	0	0	0	0	0	0
	Randolph	2,047	0	0	0	0	0	0	0
	Washington	2,100	0	0	0	0	0	45	0
24th	Circuit Total	14,423	0	0	0	0	0	60	0
	Downstate Total	2,453,982	497	1,599	3,406,783	0	3,117	14,198	0
Cook	Cook County	211,974	62	0	533,361	0	0	30	0
	State Total	2,665,956	560	1,599	3,940,144	0	3,117	14,228	0

\*Pre-CTAA penalty (which or that) contains Traffic & Criminal Surcharge Fund, Law Enforcement Camera Grand Fund and LEADS Fund as of 7/1/2006.

\*\* Walker v. Chasteen affirmed that this statute unconstitutional 6/17/2021.

Note: A value of \$0 in the State Total means there were no funds deposited in the specified fund from any county during 2023.

# CIRCUIT CLERK DISBURSEMENT OF FUNDS

CIRCUIT	COUNTY	FINES, PENALTIES, ASSESSMENTS AND FORFEITURES (CONTINUED)							
		STATE							
		FORECLOSURE PREVENTION "GRADUATED" FUND *	IDOC PAROLE DIVISION OFFENDER SUPERVISION FUND	ILLINOIS RACING BOARD	LEAD POISON SCREENING PREVENTION AND ABATEMENT FUND	METHAMPHETAMINE LAW ENFORCEMENT FUND	MILITARY FAMILY RELIEF FUND	PRISONER REVIEW BOARD VEHICLE & EQUIPMENT FUND	ROADSIDE MEMORIAL FUND
1st	Alexander	0	0	0	0	0	0	12	0
	Jackson	0	0	0	0	0	0	309	0
	Johnson	0	0	0	0	0	0	81	0
	Massac	0	0	0	0	0	0	9	50
	Pope	0	0	0	0	0	0	77	0
	Pulaski	0	0	0	0	0	0	4	0
	Saline	0	0	0	0	0	0	27	0
	Union	0	0	0	0	0	0	116	200
	Williamson	0	0	0	0	0	0	587	0
2nd	Circuit Total	0	0	0	0	0	0	1,219	250
2nd	Crawford	0	0	0	0	0	0	2	0
	Edwards	0	0	0	0	0	0	28	0
	Franklin	0	0	0	0	0	0	268	0
	Gallatin	0	0	0	0	0	0	5	0
	Hamilton	0	0	0	0	0	0	120	0
	Hardin	0	0	0	0	0	0	23	0
	Jefferson	0	0	0	0	0	0	58	0
	Lawrence	0	0	0	0	0	0	40	0
	Richland	0	0	0	0	60	0	6	0
	Wabash	0	0	0	0	355	0	1	0
	Wayne	0	0	0	0	0	0	3	0
	White	0	0	0	0	0	0	136	0
2nd	Circuit Total	0	0	0	0	415	0	687	0
3rd	Bond	0	0	0	0	0	0	68	0
	Madison	0	0	0	0	0	0	24	0
3rd	Circuit Total	0	0	0	0	0	0	92	0
4th	Christian	0	20	0	0	50	0	131	100
	Clay	0	0	0	0	580	0	76	0
	Clinton	0	0	0	0	0	0	211	0
	Effingham	0	0	0	0	1,369	0	10	479
	Fayette	0	0	0	0	536	0	185	291
	Jasper	0	0	0	0	0	0	30	50
	Marion	0	0	0	0	0	0	284	50
	Montgomery	0	0	0	0	200	0	336	100
	Shelby	0	0	0	0	163	0	19	50
4th	Circuit Total	0	20	0	0	2,897	0	1,281	1,119
5th	Clark	0	0	0	0	0	0	33	0
	Coles	0	0	0	0	700	0	159	0
	Cumberland	0	0	0	0	100	0	55	0
	Edgar	0	0	0	0	0	0	21	0
	Vermilion	0	0	0	0	300	0	533	0
5th	Circuit Total	0	0	0	0	1,100	0	800	0

\* Walker v. Chasteen affirmed that this statute unconstitutional 6/17/2021.

Note: Shelby County fiscal data covers a 15-month period due to the County Board's decision to change the fiscal year-end from August 31 to November 30. This report covers the period from September 1, 2022, to November 30, 2023.

# CIRCUIT CLERK DISBURSEMENT OF FUNDS

CIRCUIT	COUNTY	FINES, PENALTIES, ASSESSMENTS AND FORFEITURES (CONTINUED)								
		STATE								
		FORECLOSURE PREVENTION "GRADUATED" FUND *	IDOC PAROLE DIVISION OFFENDER SUPERVISION FUND	ILLINOIS RACING BOARD	LEAD POISON SCREENING PREVENTION AND ABATEMENT FUND	METHAMPHETAMINE LAW ENFORCEMENT FUND	MILITARY FAMILY RELIEF FUND	PRISONER REVIEW BOARD VEHICLE & EQUIPMENT FUND	ROADSIDE MEMORIAL FUND	
6th	Champaign	0	0	0	0	0	0	692	6,906	
	DeWitt	0	0	0	0	0	0	55	100	
	Douglas	0	0	0	0	0	0	1	300	
	Macon	0	20	0	0	0	0	639	767	
	Moultrie	0	0	0	0	0	0	42	150	
	Piatt	0	0	0	0	0	0	30	86	
6th	Circuit Total	0	20	0	0	0	0	1,457	8,309	
7th	Greene	0	0	0	0	100	0	7	125	
	Jersey	0	0	0	0	0	0	5	0	
	Macoupin	0	0	0	0	100	0	45	194	
	Morgan	0	0	0	0	100	0	6	150	
	Sangamon	0	0	0	0	0	0	16	0	
	Scott	0	0	0	0	0	0	84	0	
7th	Circuit Total	0	0	0	0	300	0	161	469	
8th	Adams	0	0	0	0	900	0	205	2,781	
	Brown	0	0	0	0	50	0	64	0	
	Calhoun	0	0	0	0	100	0	22	0	
	Cass	0	0	0	0	225	0	159	0	
	Mason	0	0	0	0	170	0	17	226	
	Menard	0	0	0	0	0	0	1	0	
	Pike	0	0	0	0	805	0	178	1,961	
	Schuyler	0	0	0	0	270	0	81	100	
8th	Circuit Total	0	0	0	0	2,520	0	725	5,067	
9th	Fulton	0	0	0	0	698	0	57	0	
	Hancock	0	0	0	0	115	0	92	49	
	Henderson	0	0	0	0	0	0	132	394	
	Knox	0	0	0	0	900	0	227	667	
	McDonough	0	0	0	0	0	0	181	50	
	Warren	0	0	0	0	200	0	150	485	
9th	Circuit Total	0	0	0	0	1,913	0	838	1,646	
10th	Marshall	0	0	0	0	0	0	66	0	
	Peoria	0	20	0	0	127	0	721	7,710	
	Putnam	0	0	0	0	0	0	60	0	
	Stark	0	0	0	0	0	0	56	0	
	Tazewell	0	0	0	0	107	0	628	11,300	
10th	Circuit Total	0	20	0	0	234	0	1,531	19,010	
11th	Ford	0	0	0	0	0	0	116	0	
	Livingston	0	0	0	0	0	0	473	0	
	Logan	0	0	0	0	0	0	287	50	
	McLean	0	0	0	0	25	0	1,049	19,134	
	Woodford	0	0	0	0	200	0	248	2,861	
11th	Circuit Total	0	0	0	0	225	0	2,173	22,045	

\* Walker v. Chasteen affirmed that this statute unconstitutional 6/17/2021.

# CIRCUIT CLERK DISBURSEMENT OF FUNDS

CIRCUIT	COUNTY	FINES, PENALTIES, ASSESSMENTS AND FORFEITURES (CONTINUED)							
		STATE							
		FORECLOSURE PREVENTION "GRADUATED" FUND *	IDOC PAROLE DIVISION OFFENDER SUPERVISION FUND	ILLINOIS RACING BOARD	LEAD POISON SCREENING PREVENTION AND ABATEMENT FUND	METHAMPHETAMINE LAW ENFORCEMENT FUND	MILITARY FAMILY RELIEF FUND	PRISONER REVIEW BOARD VEHICLE & EQUIPMENT FUND	ROADSIDE MEMORIAL FUND
12th	Will	0	40	0	0	100	0	6,422	21,623
12th	Circuit Total	0	40	0	0	100	0	6,422	21,623
13th	Bureau	0	0	0	0	100	0	184	2,100
	Grundy	0	0	0	0	0	0	237	6,950
	LaSalle	0	0	0	0	0	0	874	0
13th	Circuit Total	0	0	0	0	100	0	1,295	9,050
14th	Henry	0	0	0	0	100	0	251	254
	Mercer	0	419	0	0	0	0	63	0
	Rock Island	0	0	0	0	1,174	655	5,142	0
	Whiteside	0	0	0	0	100	0	495	1,500
14th	Circuit Total	0	419	0	0	1,374	655	5,950	1,754
15th	Carroll	0	0	0	0	0	0	77	0
	Jo Daviess	0	0	0	0	625	0	2	0
	Lee	0	0	0	0	0	0	182	550
	Ogle	0	0	0	0	0	0	21	571
	Stephenson	0	0	0	0	0	0	642	0
15th	Circuit Total	0	0	0	0	625	0	922	1,121
16th	Kane	0	0	0	0	0	0	118,469	18,815
16th	Circuit Total	0	0	0	0	0	0	118,469	18,815
17th	Boone	0	0	0	0	0	0	387	538
	Winnebago	0	0	0	0	0	0	1,589	0
17th	Circuit Total	0	0	0	0	0	0	1,976	538
18th	DuPage	0	179	0	0	0	0	92	1,502
18th	Circuit Total	0	179	0	0	0	0	92	1,502
19th	Lake	0	0	0	0	0	0	5,775	2,701
19th	Circuit Total	0	0	0	0	0	0	5,775	2,701
20th	St. Clair	0	0	0	0	136	0	108	18,322
20th	Circuit Total	0	0	0	0	136	0	108	18,322
21st	Iroquois	0	0	0	0	0	0	12	300
	Kankakee	0	0	0	0	100	0	961	8,222
21st	Circuit Total	0	0	0	0	100	0	973	8,522
22nd	McHenry	0	0	0	0	0	0	2,320	458
22nd	Circuit Total	0	0	0	0	0	0	2,320	458
23rd	DeKalb	0	0	0	0	0	0	16	11,500
	Kendall	0	0	0	0	0	0	937	645
23rd	Circuit Total	0	0	0	0	0	0	952	12,145
24th	Monroe	0	0	0	0	0	0	322	150
	Perry	0	0	0	0	100	0	173	0
	Randolph	0	0	0	0	0	0	300	100
	Washington	0	20	0	0	150	0	142	0
24th	Circuit Total	0	20	0	0	250	0	936	250
	Downstate Total	0	718	0	0	12,288	655	157,152	154,715
Cook	Cook County	0	0	0	0	3,404	0	38,057	28,316
	State Total	0	718	0	0	15,692	655	195,209	183,031

\* Walker v. Chasteen affirmed that this statute unconstitutional 6/17/2021.

Note: A value of \$0 in the State Total means there were no funds deposited in the specified fund from any county during 2023.



# CIRCUIT CLERK DISBURSEMENT OF FUNDS

CIRCUIT	COUNTY	FINES, PENALTIES, ASSESSMENTS AND FORFEITURES (CONTINUED)							
		STATE							
		TRUCKING ENVIRONMENTAL & EDUCATION FUND	SECRETARY OF STATE POLICE DUI FUND	SECRETARY OF STATE POLICE SERVICES FUND	SECRETARY OF STATE POLICE VEHICLE FUND	STATE ASSET FORFEITURE FUND	STATE POLICE OPERATIONS ASSISTANCE FUND	STATE POLICE STREETGANG RELATED CRIME FUND	STATE POLICE VEHICLE FUND
1st	Alexander	0	0	0	0	0	10,516	0	20
	Jackson	0	0	70	0	0	46,098	0	39
	Johnson	0	0	0	0	0	12,893	0	60
	Massac	0	0	0	0	0	28,200	0	112
	Pope	0	0	0	0	0	4,488	0	0
	Pulaski	0	0	0	0	0	27,153	0	0
	Saline	0	0	0	0	0	14,090	0	112
	Union	0	0	0	0	0	17,674	0	41
	Williamson	0	126	949	20	0	128,178	0	378
2nd	Circuit Total	0	126	1,019	20	0	289,288	0	761
2nd	Crawford	0	0	574	0	0	19,161	0	0
	Edwards	0	0	0	0	0	3,782	0	28
	Franklin	0	0	0	0	0	26,885	0	113
	Gallatin	0	0	0	0	0	3,433	0	80
	Hamilton	0	0	0	0	0	13,930	0	192
	Hardin	0	0	0	0	0	4,254	0	0
	Jefferson	0	0	15	0	0	21,425	0	70
	Lawrence	0	0	0	0	0	22,527	0	0
	Richland	0	0	457	0	0	11,243	0	40
	Wabash	0	0	0	0	0	6,860	0	0
	Wayne	0	0	37	0	0	14,616	0	0
	White	0	0	0	0	0	20,233	0	199
	2nd	Circuit Total	0	0	1,083	0	0	168,351	0
3rd	Bond	0	0	22	0	0	10,128	0	484
	Madison	0	0	1,609	0	0	266,713	0	249
3rd	Circuit Total	0	0	1,631	0	0	276,840	0	733
4th	Christian	0	200	50	0	0	24,031	0	20
	Clay	0	0	0	0	0	13,452	0	0
	Clinton	0	0	150	0	0	24,225	0	20
	Effingham	0	0	2,561	0	0	34,672	0	40
	Fayette	0	0	1,668	0	0	39,576	0	100
	Jasper	0	0	0	0	0	9,677	0	0
	Marion	0	0	872	0	0	41,856	1	47
	Montgomery	0	0	1,118	0	0	52,266	0	121
	Shelby	0	0	0	0	0	19,734	0	0
4th	Circuit Total	0	200	6,419	0	0	259,489	1	347
5th	Clark	0	0	0	0	0	22,757	0	0
	Coles	0	0	26	0	0	45,158	5	40
	Cumberland	0	0	0	0	0	11,548	0	0
	Edgar	0	0	347	0	0	15,143	0	0
	Vermilion	0	1,054	0	1,113	0	52,072	0	0
5th	Circuit Total	0	1,054	373	1,113	0	146,678	5	40

Note: Shelby County fiscal data covers a 15-month period due to the County Board's decision to change the fiscal year-end from August 31 to November 30. This report covers the period from September 1, 2022, to November 30, 2023.

# CIRCUIT CLERK DISBURSEMENT OF FUNDS

CIRCUIT	COUNTY	FINES, PENALTIES, ASSESSMENTS AND FORFEITURES (CONTINUED)							
		STATE							
		TRUCKING ENVIRONMENTAL & EDUCATION FUND	SECRETARY OF STATE POLICE DUI FUND	SECRETARY OF STATE POLICE SERVICES FUND	SECRETARY OF STATE POLICE VEHICLE FUND	STATE ASSET FORFEITURE FUND	STATE POLICE OPERATIONS ASSISTANCE FUND	STATE POLICE STREETGANG RELATED CRIME FUND	STATE POLICE VEHICLE FUND
6th	Champaign	5,580	719	2,035	0	0	98,429	0	20
	DeWitt	0	0	200	0	0	10,804	0	0
	Douglas	0	0	0	0	0	32,803	0	0
	Macon	0	0	211	0	0	125,042	0	40
	Moultrie	0	0	0	0	0	16,049	0	0
	Piatt	0	0	0	0	0	14,588	0	5
6th	Circuit Total	5,580	719	2,446	0	0	297,716	0	65
7th	Greene	0	0	0	0	0	12,014	0	0
	Jersey	0	0	0	0	0	31,090	0	0
	Macoupin	0	0	28	1	0	29,459	0	274
	Morgan	0	700	124	0	0	23,368	0	20
	Sangamon	0	92	4,071	20	0	196,521	0	240
	Scott	0	0	0	0	0	7,104	0	0
7th	Circuit Total	0	792	4,223	21	0	299,556	0	534
8th	Adams	0	0	811	0	0	58,317	0	21
	Brown	0	0	0	0	0	8,531	0	0
	Calhoun	0	0	0	0	0	6,784	0	0
	Cass	0	0	425	0	0	16,079	0	0
	Mason	0	0	194	0	0	18,204	0	0
	Menard	0	2,060	156	0	0	9,836	0	0
	Pike	0	0	1,335	0	0	28,280	0	160
	Schuyler	0	0	137	0	0	10,999	0	0
	8th	Circuit Total	0	2,060	3,058	0	0	157,028	0
9th	Fulton	0	0	2,391	0	0	35,468	0	0
	Hancock	0	0	708	0	0	21,310	0	20
	Henderson	0	0	152	0	0	25,678	0	74
	Knox	0	0	200	0	0	33,358	0	66
	McDonough	0	0	1,312	0	0	52,597	0	61
	Warren	0	400	1,100	0	0	23,783	0	190
	9th	Circuit Total	0	400	5,862	0	0	192,194	0
10th	Marshall	0	0	0	0	0	8,855	0	0
	Peoria	0	0	5,528	0	0	111,654	0	485
	Putnam	0	0	0	0	0	4,233	0	20
	Stark	0	0	50	0	0	6,488	0	0
	Tazewell	0	0	2,648	0	0	149,466	0	56
	10th	Circuit Total	0	0	8,226	0	0	280,696	0
11th	Ford	0	0	1,956	0	0	14,441	0	20
	Livingston	0	0	301	0	0	54,363	0	55
	Logan	0	0	12	0	0	33,974	0	80
	McLean	0	0	1,833	20	0	237,683	0	360
	Woodford	0	0	0	0	0	45,274	0	1
	11th	Circuit Total	0	0	4,102	20	0	385,734	0

# CIRCUIT CLERK DISBURSEMENT OF FUNDS

CIRCUIT	COUNTY	FINES, PENALTIES, ASSESSMENTS AND FORFEITURES (CONTINUED)							
		STATE							
		TRUCKING ENVIRONMENTAL & EDUCATION FUND	SECRETARY OF STATE POLICE DUI FUND	SECRETARY OF STATE POLICE SERVICES FUND	SECRETARY OF STATE POLICE VEHICLE FUND	STATE ASSET FORFEITURE FUND	STATE POLICE OPERATIONS ASSISTANCE FUND	STATE POLICE STREETGANG RELATED CRIME FUND	STATE POLICE VEHICLE FUND
12th	Will	0	0	3,458	0	0	630,485	0	1,788
12th	Circuit Total	0	0	3,458	0	0	630,485	0	1,788
13th	Bureau	0	0	0	0	0	27,664	0	140
	Grundy	0	0	0	0	0	77,879	0	60
	LaSalle	0	0	0	0	0	135,552	0	0
13th	Circuit Total	0	0	0	0	0	241,095	0	200
14th	Henry	0	350	0	0	0	42,375	0	20
	Mercer	0	0	0	0	0	10,209	0	0
	Rock Island	0	0	0	0	0	124,803	0	302
	Whiteside	0	0	373	0	0	54,385	95	88
14th	Circuit Total	0	350	373	0	0	231,773	95	410
15th	Carroll	0	0	100	0	0	17,853	0	0
	Jo Daviess	0	0	0	0	0	23,223	0	0
	Lee	0	0	40	0	0	41,449	0	0
	Ogle	0	0	0	0	0	85,332	0	153
	Stephenson	0	1,555	1,000	0	0	57,857	0	40
15th	Circuit Total	0	1,555	1,140	0	0	225,714	0	193
16th	Kane	0	0	51	0	0	492,297	0	382
16th	Circuit Total	0	0	51	0	0	492,297	0	382
17th	Boone	0	0	100	0	0	66,810	0	120
	Winnebago	0	0	615	0	0	248,220	0	713
17th	Circuit Total	0	0	715	0	0	315,030	0	833
18th	DuPage	0	0	0	0	0	1,003,171	0	0
18th	Circuit Total	0	0	0	0	0	1,003,171	0	0
19th	Lake	0	0	8,544	0	0	636,551	0	0
19th	Circuit Total	0	0	8,544	0	0	636,551	0	0
20th	St. Clair	0	0	270	5	0	224,920	95	931
20th	Circuit Total	0	0	270	5	0	224,920	95	931
21st	Iroquois	0	0	5,944	0	0	25,847	0	281
	Kankakee	0	0	0	20	0	98,833	0	346
21st	Circuit Total	0	0	5,944	20	0	124,680	0	627
22nd	McHenry	0	0	292	0	0	403,345	0	20
22nd	Circuit Total	0	0	292	0	0	403,345	0	20
23rd	DeKalb	0	0	12	0	0	131,608	0	120
	Kendall	0	0	0	0	0	99,173	0	60
23rd	Circuit Total	0	0	12	0	0	230,781	0	180
24th	Monroe	0	0	602	0	0	39,358	0	20
	Perry	0	0	0	0	0	19,998	0	0
	Randolph	0	0	0	0	0	22,237	0	80
	Washington	0	0	0	0	0	11,846	0	40
24th	Circuit Total	0	0	602	0	0	93,440	0	140
	Downstate Total	5,580	7,256	59,843	1,199	0	7,606,854	195	10,573
Cook	Cook County	0	0	0	0	0	783,816	0	0
	State Total	5,580	7,256	59,843	1,199	0	8,390,669	195	10,573

Note: A value of \$0 in the State Total means there were no funds deposited in the specified fund from any county during 2023.

# CIRCUIT CLERK DISBURSEMENT OF FUNDS

CIRCUIT	COUNTY	FINES, PENALTIES, ASSESSMENTS AND FORFEITURES (CONTINUED)							
		STATE							
		TRANSPORTATION SAFETY HIGHWAY HIRE-BACK FUND	VEHICLE INSPECTION FUND	CONSERVATION POLICE OPERATIONS ASSISTANCE FUND	PRESCRIPTION PILL AND DRUG DISPOSAL FUND	CRIMINAL JUSTICE INFORMATION PROJECTS FUND	STATE POLICE SERVICES FUND	STATE POLICE MERIT BOARD PUBLIC SAFETY FUND	GUARDIANSHIP AND ADVOCACY FUND
1st	Alexander	1,341	0	1,674	38	28	0	4,186	855
	Jackson	750	0	2,117	334	334	144	8,889	6,460
	Johnson	0	0	766	75	53	65	5,817	1,900
	Massac	0	0	1,702	760	560	0	7,951	2,755
	Pope	0	0	824	0	28	0	1,410	1,140
	Pulaski	0	0	31	266	308	40	15,749	760
	Saline	0	0	818	534	139	300	2,777	4,370
	Union	0	0	729	494	349	108	3,240	3,040
	Williamson	11,336	0	835	836	616	0	64,167	10,545
	Circuit Total	13,427	0	9,496	3,337	2,415	657	114,187	31,825
2nd	Crawford	0	0	443	38	28	0	1,592	4,655
	Edwards	0	0	791	76	56	0	920	760
	Franklin	11,888	0	2,797	760	504	0	5,697	7,410
	Gallatin	0	0	364	76	56	0	882	855
	Hamilton	0	0	1,237	715	527	0	17,278	1,425
	Hardin	0	0	81	342	252	0	736	1,045
	Jefferson	0	0	709	646	504	300	4,413	6,460
	Lawrence	0	0	602	190	140	0	2,383	4,560
	Richland	0	0	168	228	168	0	1,899	2,565
	Wabash	0	0	208	134	84	0	1,211	1,805
	Wayne	0	0	1,578	380	280	0	3,064	4,465
	White	0	0	688	936	631	0	5,758	4,180
		Circuit Total	11,888	0	9,666	4,521	3,230	300	45,832
3rd	Bond	0	0	464	190	149	0	2,170	3,420
	Madison	0	0	5,864	3,537	3,223	0	47,973	41,990
	Circuit Total	0	0	6,328	3,727	3,372	0	50,143	45,410
4th	Christian	0	0	464	475	706	130	4,083	7,220
	Clay	0	0	234	1,120	829	0	2,703	0
	Clinton	0	0	1,697	562	470	0	5,670	3,515
	Effingham	125	0	124	2,151	1,748	417	10,054	9,025
	Fayette	0	0	1,749	1,718	1,054	382	15,550	0
	Jasper	0	0	1,395	236	221	40	1,346	3,325
	Marion	0	0	1,036	937	696	0	8,420	8,360
	Montgomery	4,232	0	1,187	970	900	440	26,082	4,375
	Shelby	0	0	700	830	647	20	3,202	7,220
	Circuit Total	4,357	0	8,586	8,999	7,272	1,429	77,110	43,040
5th	Clark	1	0	380	114	252	30	10,363	4,180
	Coles	54	0	219	1,214	916	780	7,141	7,695
	Cumberland	0	0	126	161	132	58	2,583	2,280
	Edgar	0	0	463	249	199	10	2,925	5,320
	Vermilion	0	0	1,465	2,483	1,281	31,300	10,810	13,330
	Circuit Total	55	0	2,653	4,221	2,780	32,178	33,823	32,805

Note: Shelby County fiscal data covers a 15-month period due to the County Board's decision to change the fiscal year-end from August 31 to November 30. This report covers the period from September 1, 2022, to November 30, 2023.

# CIRCUIT CLERK DISBURSEMENT OF FUNDS

CIRCUIT	COUNTY	FINES, PENALTIES, ASSESSMENTS AND FORFEITURES (CONTINUED)								
		STATE								
		TRANSPORTATION SAFETY HIGHWAY HIRE-BACK FUND	VEHICLE INSPECTION FUND	CONSERVATION POLICE OPERATIONS ASSISTANCE FUND	PRESCRIPTION PILL AND DRUG DISPOSAL FUND	CRIMINAL JUSTICE INFORMATION PROJECTS FUND	STATE POLICE SERVICES FUND	STATE POLICE MERIT BOARD PUBLIC SAFETY FUND	GUARDIANSHIP AND ADVOCACY FUND	
6th	Champaign	21,500	0	162	402	255	956	25,513	0	
	DeWitt	0	0	2,242	234	275	50	2,498	4,180	
	Douglas	0	0	772	794	553	225	4,201	2,945	
	Macon	0	0	244	768	585	4,017	16,341	16,915	
	Moultrie	0	0	348	252	210	93	1,571	3,135	
	Piatt	0	0	112	70	57	100	1,800	3,705	
6th	Circuit Total	21,500	0	3,880	2,520	1,935	5,442	51,924	30,880	
7th	Greene	0	0	188	1,119	447	71	2,187	2,945	
	Jersey	0	0	1,356	795	718	0	3,621	3,895	
	Macoupin	0	0	399	456	547	241	6,734	9,595	
	Morgan	125	0	242	788	602	90	4,589	7,695	
	Sangamon	0	0	1,595	1,044	1,432	0	64,524	44,365	
	Scott	0	0	85	76	56	0	2,670	1,326	
7th	Circuit Total	125	0	3,865	4,278	3,802	402	84,325	69,821	
8th	Adams	125	0	441	1,633	1,239	531	13,970	11,780	
	Brown	0	0	324	152	140	0	1,689	0	
	Calhoun	0	0	531	492	404	50	1,121	0	
	Cass	0	0	888	297	162	240	2,975	0	
	Mason	0	0	3,013	156	140	280	3,959	4,560	
	Menard	0	0	182	8	249	0	1,545	0	
	Pike	582	0	1,308	524	1,734	0	6,217	3,705	
	Schuyler	0	0	189	244	299	70	1,817	1,995	
8th	Circuit Total	707	0	6,876	3,506	4,367	1,171	33,294	22,040	
9th	Fulton	0	0	2,119	378	279	0	6,411	8,645	
	Hancock	0	0	325	512	252	0	1,830	2,945	
	Henderson	0	0	1,223	266	201	0	3,972	0	
	Knox	0	0	719	654	417	25	6,125	16,500	
	McDonough	0	0	451	534	139	2,400	5,841	5,400	
	Warren	0	0	156	419	84	100	3,671	0	
9th	Circuit Total	0	0	4,992	2,763	1,372	2,525	27,850	33,490	
10th	Marshall	0	0	467	0	112	25	1,438	0	
	Peoria	6,389	0	465	1,785	1,180	9,271	30,165	35,800	
	Putnam	1,750	0	1,433	101	87	0	1,301	1,330	
	Stark	0	0	25	38	28	0	1,293	0	
	Tazewell	2,393	0	1,457	1,146	888	847	31,735	26,125	
10th	Circuit Total	10,532	0	3,847	3,070	2,295	10,143	65,932	63,255	
11th	Ford	0	0	54	154	81	90	2,047	2,375	
	Livingston	5,000	0	815	846	587	100	9,741	8,360	
	Logan	2,636	0	85	646	476	160	6,324	7,790	
	McLean	18,579	0	3,729	2,613	1,540	9,288	48,706	21,375	
	Woodford	1,478	0	200	817	957	900	7,410	9,500	
11th	Circuit Total	27,693	0	4,883	5,075	3,641	10,538	74,227	49,400	

# CIRCUIT CLERK DISBURSEMENT OF FUNDS

CIRCUIT	COUNTY	FINES, PENALTIES, ASSESSMENTS AND FORFEITURES (CONTINUED)								
		STATE								
		TRANSPORTATION SAFETY HIGHWAY HIRE-BACK FUND	VEHICLE INSPECTION FUND	CONSERVATION POLICE OPERATIONS ASSISTANCE FUND	PRESCRIPTION PILL AND DRUG DISPOSAL FUND	CRIMINAL JUSTICE INFORMATION PROJECTS FUND	STATE POLICE SERVICES FUND	STATE POLICE MERIT BOARD PUBLIC SAFETY FUND	GUARDIANSHIP AND ADVOCACY FUND	
12th	Will	13,894	0	2,882	6,669	5,000	484	205,510	0	
12th	Circuit Total	13,894	0	2,882	6,669	5,000	484	205,510	0	
13th	Bureau	3,250	0	3,132	710	523	80	5,305	0	
	Grundy	250	0	1,025	946	644	0	7,532	8,360	
	LaSalle	3,500	0	11,066	1,216	1,277	250	24,376	20,520	
13th	Circuit Total	7,000	0	15,223	2,872	2,444	330	37,213	28,880	
14th	Henry	0	0	200	674	371	0	9,139	10,165	
	Mercer	0	0	1,265	76	56	0	1,588	6,650	
	Rock Island	0	0	3,540	1,597	1,302	265	50,817	29,830	
	Whiteside	500	0	1,683	676	525	0	14,818	12,160	
14th	Circuit Total	500	0	6,688	3,022	2,254	265	76,362	58,805	
15th	Carroll	0	0	1,289	609	406	0	2,280	3,515	
	Jo Daviess	0	0	1,946	152	140	0	5,628	6,270	
	Lee	0	0	4,589	342	420	240	7,946	5,035	
	Ogle	2,500	0	1,590	946	621	150	15,895	7,695	
	Stephenson	0	0	975	1,178	770	0	13,059	7,410	
15th	Circuit Total	2,500	0	10,389	3,227	2,357	390	44,807	29,925	
16th	Kane	750	0	575	3,461	2,562	16,269	106,379	52,440	
16th	Circuit Total	750	0	575	3,461	2,562	16,269	106,379	52,440	
17th	Boone	0	0	347	360	297	340	10,493	5,891	
	Winnebago	0	0	0	2,160	1,683	701	47,445	0	
17th	Circuit Total	0	0	347	2,520	1,980	1,040	57,938	5,891	
18th	DuPage	302	0	0	15,358	0	1,924	228,002	89,965	
18th	Circuit Total	302	0	0	15,358	0	1,924	228,002	89,965	
19th	Lake	13,350	0	9,641	2,937	382	923	127,627	65,455	
19th	Circuit Total	13,350	0	9,641	2,937	382	923	127,627	65,455	
20th	St. Clair	191	0	2,968	1,011	2,497	513	46,058	41,515	
20th	Circuit Total	191	0	2,968	1,011	2,497	513	46,058	41,515	
21st	Iroquois	0	0	83	216	174	21	8,329	6,460	
	Kankakee	4,375	0	460	1,788	1,537	135	26,753	17,168	
21st	Circuit Total	4,375	0	543	2,004	1,711	156	35,083	23,628	
22nd	McHenry	1,000	0	1,384	3,466	2,684	90,070	0	34,295	
22nd	Circuit Total	1,000	0	1,384	3,466	2,684	90,070	0	34,295	
23rd	DeKalb	0	0	1,030	1,546	1,631	2,580	20,713	6,840	
	Kendall	4,982	0	197	1,308	1,572	329	18,509	0	
23rd	Circuit Total	4,982	0	1,227	2,853	3,203	2,909	39,222	6,840	
24th	Monroe	0	0	491	1,138	1,148	20	6,769	2,280	
	Perry	0	0	2,164	200	147	0	3,268	3,705	
	Randolph	0	0	1,455	0	0	0	4,590	5,035	
	Washington	125	0	513	375	267	80	2,027	2,131	
24th	Circuit Total	125	0	4,623	1,712	1,562	100	16,653	13,151	
	Downstate Total	139,252	0	121,564	97,129	65,116	180,157	1,679,499	912,941	
Cook	Cook County	0	0	1,414	1,796	1,683	377,048	212,202	546,884	
	State Total	139,252	0	122,978	98,924	66,800	557,206	1,891,701	1,459,824	

Note: A value of \$0 in the State Total means there were no funds deposited in the specified fund from any county during 2023.

# CIRCUIT CLERK DISBURSEMENT OF FUNDS

CIRCUIT	COUNTY	FINES, PENALTIES, ASSESSMENTS AND FORFEITURES (CONTINUED)											
		STATE										TOTAL STATE	TOTAL ALL DISBURSEMENTS
		SPECIALIZED SERVICES FOR SURVIVORS OF HUMAN TRAFFICKING FUND	ACCESS TO JUSTICE FUND	STATE'S ATTORNEY'S APPELLATE PROSECUTOR	SUPREME COURT SPECIAL PURPOSES FUND	GEORGE BAILEY MEMORIAL FUND	STATE POLICE LAW ENFORCEMENT ADMINISTRATIVE FUND	SCOTT'S LAW FUND	LAW ENFORCEMENT CAMERA GRANT FUND	OTHER *			
1st	Alexander	0	284	0	1,278	0	27,130	0	2,659	0	96,234	253,219	
	Jackson	0	3,607	70	16,394	0	48,386	0	4,916	0	271,741	605,104	
	Johnson	0	500	70	2,250	1	69,273	250	3,629	0	157,331	346,265	
	Massac	0	805	14	3,600	0	41,852	0	4,173	0	219,479	569,320	
	Pope	0	162	10	729	0	2,778	0	823	0	35,416	101,121	
	Pulaski	0	1,050	0	1,269	0	10,890	0	11,009	0	177,522	793,260	
	Saline	0	1,614	0	7,265	0	71,102	0	1,178	0	158,412	616,425	
	Union	0	840	0	3,789	0	34,598	0	1,630	0	152,622	339,344	
	Williamson	0	4,644	40	21,044	0	243,739	0	10,262	0	2,182,352	3,036,540	
2nd	Circuit Total	0	13,507	204	57,618	1	549,753	250	40,280	0	3,451,108	6,660,598	
2nd	Crawford	0	903	0	4,083	0	2,347	0	755	0	77,185	267,116	
	Edwards	0	290	0	1,305	0	8,165	0	438	0	37,284	85,534	
	Franklin	0	2,608	10	11,817	0	51,376	0	2,769	0	275,907	539,635	
	Gallatin	0	320	0	1,440	0	14,945	0	321	0	39,410	113,637	
	Hamilton	0	460	10	2,088	0	18,962	0	1,096	0	138,606	255,251	
	Hardin	0	198	0	900	0	1,313	0	307	0	42,941	120,347	
	Jefferson	0	2,697	10	12,190	0	72,999	0	1,858	0	233,473	651,927	
	Lawrence	0	781	0	3,784	0	14,239	0	761	0	130,993	301,681	
	Richland	0	617	0	2,785	0	11,810	0	821	0	83,796	255,351	
	Wabash	0	512	60	2,314	0	13,284	0	490	0	68,063	184,867	
	Wayne	0	815	10	3,685	0	52,825	0	1,521	0	149,626	309,517	
	White	0	945	90	4,281	0	60,271	0	1,484	0	232,995	408,301	
2nd	Circuit Total	0	11,147	190	50,675	0	322,541	0	12,622	0	1,510,279	3,493,164	
3rd	Bond	0	683	0	3,093	0	12,139	0	1,199	0	88,932	379,616	
	Madison	0	90,525	0	408,012	0	274,250	0	19,858	0	1,940,935	4,096,296	
3rd	Circuit Total	0	91,209	0	411,106	0	286,390	0	21,057	0	2,029,867	4,475,913	
4th	Christian	0	2,538	20	11,439	0	8,550	0	2,046	0	159,329	387,923	
	Clay	0	756	10	3,420	0	35,721	0	979	0	167,699	476,947	
	Clinton	0	1,368	100	6,246	0	5,715	0	2,017	0	188,741	559,230	
	Effingham	0	1,926	80	8,730	2	136,587	0	3,372	0	456,253	728,988	
	Fayette	0	1,097	20	4,936	0	27,502	0	2,885	0	493,807	730,223	
	Jasper	0	436	0	1,962	1	9,546	0	542	0	70,432	155,002	
	Marion	0	2,505	17,000	11,301	4	46,449	0	3,973	0	309,610	958,492	
	Montgomery	0	1,340	90	6,030	1	593,346	0	4,902	1,368	948,474	1,196,629	
	Shelby	0	1,121	30	5,055	0	1,668	0	1,278	0	128,035	337,599	
4th	Circuit Total	0	13,088	17,350	59,121	8	865,088	0	21,996	1,368	2,922,383	5,531,032	
5th	Clark	0	831	0	3,786	0	27,519	0	839	0	312,647	473,456	
	Coles	0	2,985	10	13,504	0	20,486	0	2,956	0	288,169	770,851	
	Cumberland	0	484	24	2,196	0	19,119	0	1,186	0	71,527	174,253	
	Edgar	0	890	0	4,032	0	3,105	0	1,111	0	92,671	234,501	
	Vermilion	0	5,369	10	24,162	0	18,932	500	5,104	7,899	390,394	656,565	
5th	Circuit Total	0	10,560	44	47,682	0	89,163	500	11,196	7,899	1,155,408	2,309,627	

\*Fines, Penalties, Assessments, Charges, and Forfeitures reported to the State, that is not allocated to any specific fund.

Note: Shelby County fiscal data covers a 15-month period due to the County Board's decision to change the fiscal year-end from August 31 to November 30. This report covers the period from September 1, 2022, to November 30, 2023.

# CIRCUIT CLERK DISBURSEMENT OF FUNDS

CIRCUIT	COUNTY	FINES, PENALTIES, ASSESSMENTS AND FORFEITURES (CONTINUED)										
		STATE										TOTAL ALL DISBURSEMENTS
		SPECIALIZED SERVICES FOR SURVIVORS OF HUMAN TRAFFICKING FUND	ACCESS TO JUSTICE FUND	STATE'S ATTORNEY'S APPELLATE PROSECUTOR	SUPREME COURT SPECIAL PURPOSES FUND	GEORGE BAILEY MEMORIAL FUND	STATE POLICE LAW ENFORCEMENT ADMINISTRATIVE FUND	SCOTT'S LAW FUND	LAW ENFORCEMENT CAMERA GRANT FUND	OTHER *	TOTAL STATE	
6th	Champaign	0	9,926	70	44,862	28	155,697	0	14,417	3,058	704,858	1,297,447
	DeWitt	0	906	30	4,104	0	1,556	0	876	0	80,329	192,819
	Douglas	0	877	10	3,966	0	34,138	0	1,170	0	210,399	685,355
	Macon	0	7,924	45	35,775	4	32,878	4,000	9,391	0	572,920	1,201,141
	Moultrie	0	536	0	2,412	0	3,702	0	575	0	77,464	180,072
	Piatt	0	658	0	2,961	0	15,410	1,771	783	0	76,610	182,281
6th	Circuit Total	0	20,828	155	94,081	32	243,381	5,771	27,213	3,058	1,722,580	3,739,115
7th	Greene	0	696	0	3,134	0	6,941	0	503	0	89,225	197,242
	Jersey	0	1,227	0	5,557	0	26,866	0	1,552	0	185,453	362,613
	Macoupin	0	2,328	60	10,530	0	218,128	2,099	2,334	0	409,379	628,175
	Morgan	0	2,036	0	9,198	0	24,339	0	2,189	0	191,883	413,326
	Sangamon	765	17,124	160	77,193	0	418,777	1,750	20,685	0	1,908,919	4,764,928
	Scott	0	226	0	1,017	0	27,031	0	1,610	0	67,325	118,157
7th	Circuit Total	765	23,637	220	106,629	0	722,083	3,849	28,874	0	2,852,182	6,484,441
8th	Adams	0	4,614	10	20,871	0	112,952	0	6,584	0	534,194	1,069,727
	Brown	0	226	0	1,017	0	8,276	0	863	0	46,417	88,202
	Calhoun	0	192	0	882	1	479	0	327	0	62,337	105,820
	Cass	0	690	30	3,123	1	14,185	0	1,541	0	103,125	200,245
	Mason	0	725	0	3,298	2	306	0	1,867	6,665	109,734	335,463
	Menard	0	300	0	1,350	0	4,765	0	701	0	75,737	226,634
	Pike	0	851	40	3,829	2	95,422	1,081	2,062	0	393,690	892,860
	Schuyler	0	440	30	1,980	0	4,699	0	870	0	74,119	133,023
8th	Circuit Total	0	8,038	110	36,351	6	241,086	1,081	14,815	6,665	1,399,353	3,051,974
9th	Fulton	0	1,768	10	7,956	0	41,771	0	2,907	0	244,858	591,416
	Hancock	0	1,088	0	4,644	1	16,007	0	164	0	114,647	357,454
	Henderson	0	332	0	1,494	3	69,189	0	1,988	0	192,199	434,494
	Knox	0	2,916	0	13,158	0	69,225	0	2,726	0	270,293	1,007,531
	McDonough	0	1,656	20	7,411	2	86,446	0	3,584	0	311,246	709,125
	Warren	0	834	0	3,762	1	44,106	0	1,429	0	170,643	437,433
9th	Circuit Total	0	8,594	30	38,425	7	326,747	0	12,800	0	1,303,886	3,537,453
10th	Marshall	0	632	30	2,844	0	3,100	0	751	0	46,634	136,676
	Peoria	0	13,022	40	58,806	28	283,164	1,859	10,571	21,375	1,032,154	1,964,459
	Putnam	0	293	30	1,318	0	3,267	0	733	0	40,006	112,381
	Stark	0	220	0	992	0	125	0	554	0	32,398	113,446
	Tazewell	0	7,464	0	33,706	13	104,750	794	15,519	2,180	858,289	1,918,804
10th	Circuit Total	0	21,631	100	97,667	42	394,407	2,653	28,128	23,555	2,009,481	4,245,766
11th	Ford	0	688	4	3,100	0	23,924	0	921	0	87,231	307,615
	Livingston	0	1,861	90	8,401	0	112,722	7,750	4,632	0	411,053	829,816
	Logan	0	2,178	200	9,810	1	68,005	1,000	2,981	0	240,290	601,735
	McLean	300	10,645	70	48,085	0	241,001	7,035	18,680	0	1,793,128	4,298,467
	Woodford	0	1,383	70	6,243	0	38,595	0	3,736	0	285,250	941,473
11th	Circuit Total	300	16,755	434	75,641	1	484,248	15,785	30,950	0	2,816,952	6,979,105

\*Fines, Penalties, Assessments, Charges, and Forfeitures reported to the State, that is not allocated to any specific fund.



# CIRCUIT CLERK DISBURSEMENT OF FUNDS

CIRCUIT	COUNTY	FINES, PENALTIES, ASSESSMENTS AND FORFEITURES (CONTINUED)											
		STATE										TOTAL STATE	TOTAL ALL DISBURSEMENTS
		SPECIALIZED SERVICES FOR SURVIVORS OF HUMAN TRAFFICKING FUND	ACCESS TO JUSTICE FUND	STATE'S ATTORNEY'S APPELLATE PROSECUTOR	SUPREME COURT SPECIAL PURPOSES FUND	GEORGE BAILEY MEMORIAL FUND	STATE POLICE LAW ENFORCEMENT ADMINISTRATIVE FUND	SCOTT'S LAW FUND	LAW ENFORCEMENT CAMERA GRANT FUND	OTHER *			
12th	Will	0	43,283	60	195,705	0	1,341,394	12,161	83,365	0	5,757,113	17,942,354	
12th	Circuit Total	0	43,283	60	195,705	0	1,341,394	12,161	83,365	0	5,757,113	17,942,354	
13th	Bureau	0	2,161	40	9,833	0	65,554	0	1,937	0	242,817	656,607	
	Grundy	0	4,086	40	18,461	0	16,090	0	4,046	0	372,873	833,376	
	LaSalle	0	7,440	190	33,921	13	145,249	3,750	11,610	0	896,631	2,832,917	
13th	Circuit Total	0	13,687	270	62,215	13	226,893	3,750	17,594	0	1,512,321	4,322,901	
14th	Henry	0	2,428	40	10,964	2	126,055	0	5,147	0	364,165	592,749	
	Mercer	0	900	0	4,356	0	1,268	0	573	0	86,420	206,491	
	Rock Island	0	10,430	80	47,139	3	135,886	0	9,605	0	1,496,617	2,152,276	
	Whiteside	0	6,120	20	27,621	9	152,529	2,000	7,171	0	561,125	1,184,871	
14th	Circuit Total	0	19,878	140	90,081	14	415,738	2,000	22,497	0	2,508,326	4,136,387	
15th	Carroll	0	1,078	10	3,627	0	5,931	0	1,014	0	109,891	231,006	
	Jo Daviess	0	1,060	20	4,842	0	24,041	1,000	2,595	0	156,228	404,862	
	Lee	0	2,782	35	12,564	2	70,868	0	3,684	14,562	312,656	694,028	
	Ogle	0	2,541	200	11,542	1	88,965	0	6,374	0	516,778	1,070,756	
	Stephenson	0	2,468	10	11,180	0	116,976	0	4,968	0	435,223	880,537	
15th	Circuit Total	0	9,929	275	43,755	3	306,783	1,000	18,635	14,562	1,530,776	3,281,189	
16th	Kane	50	27,607	10	125,082	90	62,350	0	50,963	150	2,538,637	5,904,702	
16th	Circuit Total	50	27,607	10	125,082	90	62,350	0	50,963	150	2,538,637	5,904,702	
17th	Boone	0	2,635	170	11,920	0	36,954	1,149	5,047	0	364,985	1,352,370	
	Winnebago	0	19,205	191	86,946	0	227,237	0	25,182	0	1,489,558	4,062,690	
17th	Circuit Total	0	21,840	361	98,867	0	264,191	1,149	30,230	0	1,854,543	5,415,061	
18th	DuPage	0	50,275	110	227,994	0	403,872	500	126,397	0	5,027,800	24,793,503	
18th	Circuit Total	0	50,275	110	227,994	0	403,872	500	126,397	0	5,027,800	24,793,503	
19th	Lake	0	35,497	0	160,557	14	111,863	3,838	78,458	137,160	2,849,024	11,257,901	
19th	Circuit Total	0	35,497	0	160,557	14	111,863	3,838	78,458	137,160	2,849,024	11,257,901	
20th	St. Clair	0	80,724	54	364,257	0	223,003	1,000	14,356	31	1,878,762	2,678,895	
20th	Circuit Total	0	80,724	54	364,257	0	223,003	1,000	14,356	31	1,878,762	2,678,895	
21st	Iroquois	0	1,317	30	5,940	3	117,677	13,538	2,530	0	379,429	466,745	
	Kankakee	0	7,308	50	32,996	0	127,519	3,907	12,059	685	710,048	1,404,102	
21st	Circuit Total	0	8,625	80	38,936	3	245,196	17,446	14,589	685	1,089,477	1,870,847	
22nd	McHenry	300	17,409	71	78,931	1	36,883	4,043	45,344	0	1,756,947	5,418,680	
22nd	Circuit Total	300	17,409	71	78,931	1	36,883	4,043	45,344	0	1,756,947	5,418,680	
23rd	DeKalb	0	6,015	20	27,301	0	28,169	0	10,127	0	596,696	1,298,489	
	Kendall	0	7,868	10	35,579	0	2,058	0	7,402	0	595,775	1,729,337	
23rd	Circuit Total	0	13,883	30	62,880	0	30,227	0	17,529	0	1,192,470	3,027,826	
24th	Monroe	0	1,406	0	6,345	0	3,020	0	3,366	0	218,045	507,052	
	Perry	0	1,008	0	4,545	0	26,969	0	1,505	0	136,794	307,134	
	Randolph	0	1,608	0	7,254	0	11,477	0	2,848	0	119,081	387,587	
	Washington	0	671	20	3,039	0	10,233	0	891	0	84,080	267,777	
24th	Circuit Total	0	4,693	20	21,183	0	51,700	0	8,610	0	558,000	1,469,550	
	Downstate Total	1,415	586,331	20,319	2,645,447	237	8,244,992	76,779	778,508	195,133	53,227,675	142,027,985	
Cook	Cook County	0	405,335	0	1,743,741	0	762,048	3,029	127,026	0	7,665,864	26,898,479	
	State Total	1,415	991,666	20,319	4,389,189	237	9,007,041	79,808	905,535	195,133	60,893,540	168,926,463	

\*Fines, Penalties, Assessments, Charges, and Forfeitures reported to the State, that is not allocated to any specific fund.

# CIRCUIT CLERK DISBURSEMENT OF FUNDS

CIRCUIT	COUNTY	FEES OF OTHERS									
		STATE'S ATTORNEY		SHERIFF					COURT-APPOINTED COUNSEL		
		FEES	RECORDS AUTOMATION FUND	FEES (SERVICE OF PROCESS) *	COUNTY GENERAL FUND FOR COURT SECURITY	COUNTY LAW LIBRARY FUND	MARRIAGE FUND OF THE CIRCUIT COURT	COUNTY FUND TO FINANCE THE COURT SYSTEM	DEFENSE COUNSEL	JUVENILE REPRESENTATION	STATE APPELLATE DEFENDER
1st	Alexander	14,622	290	2,812	25,491	2,840	0	19,906	7,707	0	0
	Jackson	34,798	1,722	7,380	119,611	36,132	2,514	112,707	8,771	0	0
	Johnson	18,353	906	4,543	25,220	4,940	10	38,518	1,718	0	0
	Massac	22,921	1,408	610	31,767	6,055	0	30,356	19,465	0	0
	Pope	6,596	96	3,568	9,242	1,620	0	4,175	6,883	0	0
	Pulaski	60,497	4,691	5,944	81,686	2,877	0	67,697	2,336	0	0
	Saline	7,099	699	16,490	37,939	15,965	190	48,816	205,711	0	0
	Union	17,665	1,857	3,467	32,122	8,420	290	31,489	15,579	0	0
	Williamson	193,055	4,985	29,003	251,403	6,896	990	142,263	7,543	0	0
2nd	Circuit Total	375,606	16,657	73,817	614,481	85,745	3,994	495,928	275,714	0	0
2nd	Crawford	8,584	260	6,599	46,468	8,875	0	14,998	0	0	0
	Edwards	3,627	266	762	17,474	2,820	0	4,631	2	0	0
	Franklin	28,543	2,826	34,720	139,960	25,920	310	40,213	0	0	0
	Gallatin	3,824	441	2,629	9,820	3,200	0	4,602	200	0	0
	Hamilton	11,979	399	5,959	40,148	4,600	0	10,652	10	0	0
	Hardin	5,498	168	2,644	10,440	1,960	0	4,725	4,278	0	0
	Jefferson	23,960	502	8,312	119,510	26,971	0	36,011	4,789	0	0
	Lawrence	10,267	705	12,592	46,683	7,790	0	14,574	527	0	0
	Richland	11,903	346	5,047	31,551	6,130	0	15,866	21,290	0	0
	Wabash	5,328	126	3,793	27,151	5,020	0	8,503	144,156	1,350	0
	Wayne	20,594	154	12,829	25,744	8,130	80	18,634	100	0	0
	White	19,403	869	12,916	73,609	9,315	0	19,148	0	0	0
2nd	Circuit Total	153,510	7,064	108,802	588,559	110,731	390	192,555	175,352	1,350	0
3rd	Bond	8,216	548	5,669	19,320	3,398	0	589	10,534	0	0
	Madison	17,143	3,645	58,239	1,834	272,009	0	1,510	0	0	0
3rd	Circuit Total	25,359	4,193	63,908	21,154	275,406	0	2,099	10,534	0	0
4th	Christian	17,752	2,492	18,097	72,510	12,770	230	65,642	5,508	0	0
	Clay	5,958	1,234	18,154	51,351	7,462	130	17,747	480	0	0
	Clinton	18,385	578	25,600	68,003	13,646	460	45,577	350	0	0
	Effingham	43,842	1,387	17,855	79,444	3,846	540	60,645	171	0	0
	Fayette	34,996	2,138	20,679	71,855	0	160	88,251	10,031	0	0
	Jasper	7,777	502	4,024	17,541	3,240	40	15,684	495	0	0
	Marion	603	4,011	5,504	88,750	18,859	630	25,204	8,118	0	0
	Montgomery	73,669	3,382	37,343	93,095	12,730	340	113,094	4,576	250	0
	Shelby	15,946	323	13,362	42,224	8,396	240	53,444	4,969	0	0
4th	Circuit Total	218,927	16,051	160,618	584,773	80,949	2,770	485,289	34,698	250	0
5th	Clark	13,968	475	12,957	44,352	4,208	0	16,747	250	0	0
	Coles	20,785	1,774	28,984	104,978	12,652	670	74,747	7,076	0	0
	Cumberland	7,712	572	3,880	24,446	2,440	90	10,392	1,543	0	0
	Edgar	7,566	445	2,070	37,127	5,878	230	14,466	5,528	0	0
	Vermilion	84,547	3,125	10,062	259,036	29,188	840	41,365	418	0	0
5th	Circuit Total	134,578	6,392	57,954	469,940	54,366	1,830	157,718	14,815	0	0

\*Contains the FTA Warrant Fee and e-Citation Fee

Note: Shelby County fiscal data covers a 15-month period due to the County Board's decision to change the fiscal year-end from August 31 to November 30. This report covers the period from September 1, 2022, to November 30, 2023.

# CIRCUIT CLERK DISBURSEMENT OF FUNDS

CIRCUIT	COUNTY	FEES OF OTHERS									
		STATE'S ATTORNEY		SHERIFF					COURT-APPOINTED COUNSEL		
		FEES	RECORDS AUTOMATION FUND	FEES (SERVICE OF PROCESS) *	COUNTY GENERAL FUND FOR COURT SECURITY	COUNTY LAW LIBRARY FUND	MARRIAGE FUND OF THE CIRCUIT COURT	COUNTY FUND TO FINANCE THE COURT SYSTEM	DEFENSE COUNSEL	JUVENILE REPRESENTATION	STATE APPELLATE DEFENDER
6th	Champaign	204,918	4,476	44,585	250,816	84,877	0	103,467	13,831	20,062	0
	DeWitt	7,640	477	728	30,835	5,734	0	19,941	2,970	12,906	0
	Douglas	1,078	1,366	17,719	278	8,820	0	703	17,517	8,581	0
	Macon	86,033	4,689	80,630	374,073	79,031	1,370	75,968	3,374	24,955	0
	Moultrie	8,168	519	13,545	26,083	5,320	0	10,978	11,798	187	0
	Piatt	6,446	550	2,135	29,261	6,580	0	11,459	10,741	1,586	0
6th	Circuit Total	314,283	12,078	159,341	711,346	190,362	1,370	222,516	60,231	68,276	0
7th	Greene	5,534	477	9,526	25,835	6,975	90	27,144	1,282	0	0
	Jersey	19,446	487	8,313	50,247	6,185	80	66,567	2,159	0	0
	Macoupin	41,421	1,962	12,796	65,675	21,083	50	27,488	276	750	0
	Morgan	29,671	408	7,763	67,877	18,306	460	56,903	400	0	0
	Sangamon	1,481	9,128	11,120	1,737	171,540	3,430	889	318	0	0
	Scott	4,006	1,378	1,314	23,432	1,140	0	18,449	2,635	0	0
7th	Circuit Total	101,558	13,842	50,831	234,802	225,229	4,110	197,439	7,071	750	0
8th	Adams	59,714	4,219	10,283	161,674	28,248	530	184,550	51,764	0	0
	Brown	4,478	346	2,668	10,406	1,008	0	2,053	302	0	0
	Calhoun	4,160	244	2,352	5,603	1,270	0	9,420	2,744	0	0
	Cass	13,105	402	3,101	27,238	4,274	0	29,865	0	0	0
	Mason	16,215	362	9,086	35,866	3,365	0	33,146	28,907	0	0
	Menard	8,525	0	4,113	15,110	2,710	0	11,847	8,493	0	0
	Pike	19,743	3,312	36,476	40,615	5,519	0	57,306	34,963	0	0
	Schuyler	6,427	1,006	4,358	13,822	4,400	0	20,444	3,268	0	0
8th	Circuit Total	132,366	9,892	72,437	310,334	50,794	530	348,631	130,442	0	0
9th	Fulton	3,389	1,666	23,809	51,451	1,768	0	100,627	85,877	0	0
	Hancock	350	912	8,902	51,557	1,092	10	57,814	23,903	0	0
	Henderson	296	646	9,204	30,419	332	90	6,548	16,484	0	0
	Knox	518	1,144	16,850	22,585	0	0	1,021	11,381	0	0
	McDonough	1,553	1,300	92,445	82,872	1,647	260	17,178	10,650	0	0
	Warren	268	5,755	21,696	32,870	836	200	7,429	11,096	4,370	0
	9th	Circuit Total	6,375	11,424	172,907	271,755	5,675	560	190,617	159,390	4,370
10th	Marshall	3,352	883	16,657	15,720	6,300	90	14,083	4,855	0	0
	Peoria	56,995	6,741	199,469	268,440	111,163	3,480	150,062	97,936	50	0
	Putnam	5,431	738	733	11,069	2,900	20	11,516	1,607	0	0
	Stark	2,959	1,085	3,573	14,461	2,145	0	13,101	1,815	0	0
	Tazewell	99,756	6,033	29,110	251,800	74,417	1,070	156,033	55,160	1,375	0
10th	Circuit Total	168,492	15,481	249,541	561,491	196,925	4,660	344,794	161,373	1,425	0
11th	Ford	5,229	600	9,866	18,996	18	150	4,363	40,403	0	0
	Livingston	19,223	3,809	52,719	63,350	5,525	330	2,825	15,613	0	0
	Logan	13,315	2,430	33,479	51,896	0	350	90	27,451	0	0
	McLean	7,324	8,689	118,392	10,797	53,178	2,480	997,766	50,276	0	0
	Woodford	13,096	2,479	38,458	91,646	4,133	0	10,491	15,867	0	0
11th	Circuit Total	58,187	18,008	252,915	236,686	62,853	3,310	1,015,536	149,610	0	0

\*Contains the FTA Warrant Fee and e-Citation Fee

# CIRCUIT CLERK DISBURSEMENT OF FUNDS

CIRCUIT	COUNTY	FEES OF OTHERS									
		STATE'S ATTORNEY		SHERIFF		COURT-APPOINTED COUNSEL					
		FEES	RECORDS AUTOMATION FUND	FEES (SERVICE OF PROCESS) *	COUNTY GENERAL FUND FOR COURT SECURITY	COUNTY LAW LIBRARY FUND	MARRIAGE FUND OF THE CIRCUIT COURT	COUNTY FUND TO FINANCE THE COURT SYSTEM	DEFENSE COUNSEL	JUVENILE REPRESENTATION	STATE APPELLATE DEFENDER
12th	Will	9,404	23,720	242,703	28,220	433,740	14,660	9,742	20,973	0	0
12th	Circuit Total	9,404	23,720	242,703	28,220	433,740	14,660	9,742	20,973	0	0
13th	Bureau	2,036	1,549	5,224	114,113	21,711	490	18,306	1,919	0	0
	Grundy	11,986	2,227	5,807	90,354	12,186	750	41,673	4	0	0
	LaSalle	1,700	5,845	86,792	1,406	48,984	0	964	0	0	0
13th	Circuit Total	15,723	9,622	97,823	205,873	82,881	1,240	60,943	1,923	0	0
14th	Henry	17,499	6,315	12,440	101,056	24,126	550	114,909	32,531	0	0
	Mercer	5,058	759	17,272	29,496	8,866	210	15,755	5,353	0	0
	Rock Island	55,633	5,189	78,413	262,057	104,555	0	103,866	58,573	1,685	0
	Whiteside	59,466	4,752	19,159	130,849	47,283	660	89,448	56,804	4,467	0
14th	Circuit Total	137,656	17,016	127,285	523,458	184,830	1,420	323,977	153,261	6,152	0
15th	Carroll	6,461	395	14,419	57,125	2,015	100	21,039	1,941	0	0
	Jo Daviess	9,529	1,499	1,439	54,070	5,380	390	52,639	7,698	0	0
	Lee	16,628	3,109	12,312	88,171	21,800	540	82,224	6,146	400	0
	Ogle	30,347	4,142	35,667	139,721	22,820	500	117,455	462	0	0
	Stephenson	30,833	3,283	56,796	116,718	22,035	470	125,502	19,447	0	0
15th	Circuit Total	93,797	12,428	120,634	455,806	74,050	2,000	398,858	35,694	400	0
16th	Kane	992,955	20,277	42,765	661,567	277,113	0	427,448	2,565	0	0
16th	Circuit Total	992,955	20,277	42,765	661,567	277,113	0	427,448	2,565	0	0
17th	Boone	3,411	1,986	6,860	97,378	26,280	1,200	1,046	0	0	0
	Winnebago	12,580	8,453	67,574	725,908	193,177	5,580	16,730	2,105	0	0
17th	Circuit Total	15,991	10,439	74,435	823,286	219,457	6,780	17,776	2,105	0	0
18th	DuPage	60,414	10,766	48,935	16,379	454,654	16,760	22,046	1,310	45,919	0
18th	Circuit Total	60,414	10,766	48,935	16,379	454,654	16,760	22,046	1,310	45,919	0
19th	Lake	359,182	6,537	489,153	1,447,351	440,593	18,040	6,962	152,278	0	0
19th	Circuit Total	359,182	6,537	489,153	1,447,351	440,593	18,040	6,962	152,278	0	0
20th	St. Clair	89,526	3,077	117,013	1,226,104	508,014	4,710	104,547	2,053	0	0
20th	Circuit Total	89,526	3,077	117,013	1,226,104	508,014	4,710	104,547	2,053	0	0
21st	Iroquois	12,315	3,908	5,134	52,514	13,093	360	38,454	15,840	0	0
	Kankakee	77,320	5,878	93,092	214,220	36,319	3,040	128,059	10,674	0	0
21st	Circuit Total	89,635	9,787	98,227	266,734	49,412	3,400	166,513	26,513	0	0
22nd	McHenry	82,716	6,470	308,151	609,380	177,699	0	90,787	7,932	150	0
22nd	Circuit Total	82,716	6,470	308,151	609,380	177,699	0	90,787	7,932	150	0
23rd	DeKalb	50,412	2,157	45,226	372,368	60,670	2,080	43,393	0	0	0
	Kendall	16,614	6,962	17,298	4,134	78,966	1,730	8,026	2,804	0	0
23rd	Circuit Total	67,026	9,119	62,523	376,502	139,636	3,810	51,419	2,804	0	0
24th	Monroe	32,818	3,218	641	79,076	13,900	430	415	0	0	0
	Perry	5,025	996	10,191	27,403	2,014	40	35,161	5,264	0	0
	Randolph	1,349	1,749	12,688	72,943	2	490	28,743	0	0	0
	Washington	5,584	901	1,158	32,486	4,860	0	16,035	0	0	0
24th	Circuit Total	44,776	6,865	24,677	211,907	20,776	960	80,354	5,264	0	0
	Downstate Total	3,748,041	277,216	3,277,394	11,457,885	4,401,887	97,304	5,414,492	1,593,904	129,041	0
Cook	Cook County	123,346	22,855	560,619	0	3,702,241	45,460	5,651	0	0	0
	State Total	3,871,387	300,072	3,838,014	11,457,885	8,104,129	142,764	5,420,143	1,593,904	129,041	0

\*Contains the FTA Warrant Fee and e-Citation Fee

Note: A value of \$0 in the State Total means there were no funds deposited in the specified fund from any county during 2023.

# CIRCUIT CLERK DISBURSEMENT OF FUNDS

CIRCUIT	COUNTY	FEES OF OTHERS								
					MANDATORY ARBITRATION FUND			ELECTRONIC MONITORING DEVICE FEE		
		MUNICIPAL ATTORNEY PROSECUTION FEE	PROBATION AND COURT SERVICES FUND	DISPUTE RESOLUTION FUND	ARBITRATION FEE	REJECTION OF AWARD	DRUG/ALCOHOL TESTING & ELECTRONIC MONITORING FEE	SUBSTANCE ABUSE SERVICES FUND	WORKING CASH FUND	COUNTY GENERAL FUND TO FINANCE EDUCATION PROGRAMS (DUJ)
1st	Alexander	0	16,032	0	0	0	119	0	0	0
	Jackson	0	80,323	2,990	0	0	0	0	0	0
	Johnson	0	23,298	390	0	0	0	0	0	0
	Massac	0	46,934	0	0	0	0	0	0	0
	Pope	0	15,050	136	0	0	0	0	0	0
	Pulaski	0	6,930	208	0	0	200	0	0	0
	Saline	0	123,272	1,224	0	0	400	0	0	0
	Union	0	46,300	666	0	0	0	0	0	0
	Williamson	0	168,170	3,139	0	0	0	0	0	0
2nd	Circuit Total	0	526,308	8,753	0	0	719	0	0	0
2nd	Crawford	0	46,078	0	0	0	0	0	0	0
	Edwards	0	22,237	0	0	0	0	0	0	0
	Franklin	0	45,444	0	0	0	0	0	0	0
	Gallatin	0	15,264	0	0	0	0	0	0	0
	Hamilton	0	18,242	0	0	0	0	0	0	0
	Hardin	0	9,790	0	0	0	0	0	0	0
	Jefferson	0	75,043	0	0	0	91	0	0	0
	Lawrence	0	49,989	0	0	0	0	0	0	0
	Richland	0	36,822	0	0	0	0	0	0	0
	Wabash	0	11,634	0	0	0	0	0	0	0
	Wayne	0	81,072	0	0	0	0	0	0	0
	White	0	38,393	0	0	0	0	0	0	0
	2nd	Circuit Total	0	450,006	0	0	0	91	0	0
3rd	Bond	0	46,465	0	0	0	0	0	0	0
	Madison	0	244,499	0	353,368	0	0	0	0	0
3rd	Circuit Total	0	290,964	0	353,368	0	0	0	0	0
4th	Christian	0	85,629	0	0	0	60,283	0	0	0
	Clay	0	54,998	0	0	0	11,604	0	0	0
	Clinton	0	104,973	0	0	0	3,534	0	0	0
	Effingham	0	120,982	0	0	0	12,342	0	0	0
	Fayette	0	88,743	0	0	0	8,342	0	0	0
	Jasper	56	25,866	0	0	0	1,055	0	0	0
	Marion	0	124,311	0	0	0	20,035	0	0	0
	Montgomery	0	81,895	0	0	0	40,264	0	0	0
	Shelby	0	59,974	0	0	0	20,654	0	0	0
4th	Circuit Total	56	747,370	0	0	0	178,114	0	0	0
5th	Clark	0	22,071	0	0	0	2,021	0	0	0
	Coles	0	107,166	0	0	0	11,430	0	0	0
	Cumberland	0	12,442	0	0	0	2,535	0	0	0
	Edgar	0	36,368	0	0	0	85	0	0	0
	Vermilion	133	89,981	0	0	0	35,079	0	0	12,497
5th	Circuit Total	133	268,028	0	0	0	51,150	0	0	12,497

Note: Shelby County fiscal data covers a 15-month period due to the County Board's decision to change the fiscal year-end from August 31 to November 30. This report covers the period from September 1, 2022, to November 30, 2023.

# CIRCUIT CLERK DISBURSEMENT OF FUNDS

CIRCUIT	COUNTY	FEES OF OTHERS								
					MANDATORY ARBITRATION FUND			ELECTRONIC MONITORING DEVICE FEE		
		MUNICIPAL ATTORNEY PROSECUTION FEE	PROBATION AND COURT SERVICES FUND	DISPUTE RESOLUTION FUND	ARBITRATION FEE	REJECTION OF AWARD	DRUG/ALCOHOL TESTING & ELECTRONIC MONITORING FEE	SUBSTANCE ABUSE SERVICES FUND	WORKING CASH FUND	COUNTY GENERAL FUND TO FINANCE EDUCATION PROGRAMS (DUJ)
6th	Champaign	2,585	310,717	0	0	0	0	0	0	0
	DeWitt	0	27,355	0	0	0	1,685	0	0	0
	Douglas	0	27,598	0	0	0	0	0	0	0
	Macon	1,854	213,689	0	0	0	385	0	0	0
	Moultrie	0	37,844	0	0	0	200	0	0	0
	Piatt	0	26,480	0	0	0	0	0	0	0
6th	Circuit Total	4,439	643,683	0	0	0	2,270	0	0	0
7th	Greene	0	18,016	0	0	0	2,130	0	0	0
	Jersey	0	31,708	0	0	0	0	0	0	0
	Macoupin	0	45,569	0	0	0	1,227	0	0	0
	Morgan	0	42,600	0	0	0	666	0	0	0
	Sangamon	0	114,050	0	0	0	1,160	0	0	0
	Scott	0	3,818	0	0	0	875	0	0	0
7th	Circuit Total	0	255,762	0	0	0	6,058	0	0	0
8th	Adams	2,292	246,167	0	0	0	180	0	0	0
	Brown	0	18,206	0	0	0	2,050	0	0	0
	Calhoun	0	16,241	0	0	0	5,427	0	0	0
	Cass	0	19,490	0	0	0	0	0	0	0
	Mason	0	42,309	0	0	0	1,200	0	0	0
	Menard	0	22,397	0	0	0	0	0	0	0
	Pike	0	76,597	0	0	0	0	0	0	825
	Schuyler	0	23,975	0	0	0	5,496	0	0	0
8th	Circuit Total	2,292	465,382	0	0	0	14,352	0	0	825
9th	Fulton	0	48,019	0	0	0	1,131	0	0	0
	Hancock	0	36,377	0	0	0	21,535	0	0	9
	Henderson	0	15,626	0	0	0	3,984	0	0	0
	Knox	0	41,785	0	0	0	15,108	0	0	0
	McDonough	0	57,394	0	0	0	4,015	0	0	0
	Warren	0	29,077	0	0	0	5,178	0	0	0
9th	Circuit Total	0	228,279	0	0	0	50,951	0	0	9
10th	Marshall	0	10,262	0	0	0	0	0	0	0
	Peoria	2,961	640,501	0	0	0	7,116	0	0	0
	Putnam	0	9,281	0	0	0	0	0	0	0
	Stark	0	11,306	0	0	0	100	0	0	0
	Tazewell	0	206,601	0	0	0	0	0	11	322
10th	Circuit Total	2,961	877,949	0	0	0	7,216	0	11	322
11th	Ford	0	39,469	0	2,222	0	2,993	0	0	0
	Livingston	0	76,627	0	0	0	9,228	0	0	0
	Logan	226	37,308	0	0	0	2,554	0	0	0
	McLean	1,575	300,281	0	37,112	200	8,933	0	0	0
	Woodford	0	81,036	0	0	0	1,182	0	0	0
11th	Circuit Total	1,801	534,721	0	39,334	200	24,890	0	0	0

# CIRCUIT CLERK DISBURSEMENT OF FUNDS

CIRCUIT	COUNTY	FEES OF OTHERS								
					MANDATORY ARBITRATION FUND			ELECTRONIC MONITORING DEVICE FEE		
		MUNICIPAL ATTORNEY PROSECUTION FEE	PROBATION AND COURT SERVICES FUND	DISPUTE RESOLUTION FUND	ARBITRATION FEE	REJECTION OF AWARD	DRUG/ALCOHOL TESTING & ELECTRONIC MONITORING FEE	SUBSTANCE ABUSE SERVICES FUND	WORKING CASH FUND	COUNTY GENERAL FUND TO FINANCE EDUCATION PROGRAMS (DUJ)
12th	Will	0	519,785	0	148,330	12,800	0	0	10,328	0
12th	Circuit Total	0	519,785	0	148,330	12,800	0	0	10,328	0
13th	Bureau	0	20,646	0	0	0	470	0	0	0
	Grundy	0	52,791	16,050	0	0	1,117	0	0	0
	LaSalle	164	130,793	0	0	0	1,635	0	0	0
13th	Circuit Total	164	204,230	16,050	0	0	3,222	0	0	0
14th	Henry	0	3,913	0	7,882	0	34,036	0	0	0
	Mercer	0	28,215	0	3,000	0	0	0	0	0
	Rock Island	0	263,313	0	29,512	200	131,347	0	0	0
	Whiteside	0	136,084	0	15,078	0	51,652	0	0	2,380
14th	Circuit Total	0	431,524	0	55,472	200	217,034	0	0	2,380
15th	Carroll	0	25,625	0	0	0	0	0	0	0
	Jo Daviess	0	26,971	0	0	0	0	0	0	0
	Lee	0	81,923	0	0	0	729	0	0	0
	Ogle	0	150,047	0	0	0	4,563	0	0	200
	Stephenson	0	112,358	0	0	0	931	0	0	0
15th	Circuit Total	0	396,924	0	0	0	6,223	0	0	200
16th	Kane	11,441	821,506	0	104,071	0	3,777	3,781	0	5,681
16th	Circuit Total	11,441	821,506	0	104,071	0	3,777	3,781	0	5,681
17th	Boone	0	70,144	0	8,820	0	0	0	0	0
	Winnebago	3,088	299,444	0	60,344	3,400	0	0	0	9,458
17th	Circuit Total	3,088	369,588	0	69,164	3,400	0	0	0	9,458
18th	DuPage	0	1,764,091	0	315,970	0	36,558	0	0	300
18th	Circuit Total	0	1,764,091	0	315,970	0	36,558	0	0	300
19th	Lake	6,654	1,366,290	0	137,160	0	203,463	5,900	0	0
19th	Circuit Total	6,654	1,366,290	0	137,160	0	203,463	5,900	0	0
20th	St. Clair	1,636	183,561	6,403	308,868	2,300	11,419	0	0	0
20th	Circuit Total	1,636	183,561	6,403	308,868	2,300	11,419	0	0	0
21st	Iroquois	0	20,294	0	0	0	280	0	0	0
	Kankakee	0	104,977	3,152	0	0	0	0	0	0
21st	Circuit Total	0	125,272	3,152	0	0	280	0	0	0
22nd	McHenry	3,521	279,389	0	60,330	3,900	43,006	0	0	0
22nd	Circuit Total	3,521	279,389	0	60,330	3,900	43,006	0	0	0
23rd	DeKalb	562	88,746	0	0	0	0	0	0	3,753
	Kendall	3,242	130,917	0	0	0	15,061	0	0	0
23rd	Circuit Total	3,804	219,664	0	0	0	15,061	0	0	3,753
24th	Monroe	0	37,716	0	0	0	0	0	0	0
	Perry	0	38,818	0	0	0	703	0	0	0
	Randolph	0	47,740	0	0	0	0	0	0	0
	Washington	0	20,424	0	0	0	0	0	0	0
24th	Circuit Total	0	144,698	0	0	0	703	0	0	0
	Downstate Total	41,989	12,114,972	34,357	1,592,067	22,800	876,556	9,681	10,339	35,425
Cook	Cook County	0	257,297	324,459	1,742,997	440,412	0	0	0	0
	State Total	41,989	12,372,269	358,817	3,335,063	463,212	876,556	9,681	10,339	35,425

# CIRCUIT CLERK DISBURSEMENT OF FUNDS

CIRCUIT	COUNTY	FEES OF OTHERS								
		COUNTY HEALTH FUND	TRAFFIC SAFETY PROGRAM SCHOOL	COUNTY JAIL MEDICAL COSTS FUND	SEXUALLY TRANSMITTED DISEASE TEST FUND	DOMESTIC RELATIONS LEGAL FUND	CHILDREN'S WAITING ROOM FUND	NEUTRAL SITE CUSTODY EXCHANGE FUND	MORTGAGE FORECLOSURE MEDIATION PROGRAM FEES	CHILDREN'S ADVOCACY CENTER
1st	Alexander	0	2,775	180	0	0	0	0	0	140
	Jackson	0	4,904	4,010	0	0	0	0	0	2,637
	Johnson	0	11,460	558	0	0	0	0	0	330
	Massac	0	14,280	2,040	0	0	0	0	0	1,385
	Pope	0	0	690	0	0	0	0	0	280
	Pulaski	0	6,210	585	0	0	0	0	0	344
	Saline	0	0	1,956	0	0	8,148	0	0	1,358
	Union	0	2,044	1,747	0	0	0	0	0	1,448
	Williamson	0	0	5,286	0	0	0	0	0	3,377
2nd	Circuit Total	0	41,674	17,051	0	0	8,148	0	0	11,299
2nd	Crawford	0	0	1,271	0	0	0	0	0	1,160
	Edwards	0	0	420	0	0	0	0	0	330
	Franklin	0	0	3,853	0	0	0	0	0	1,625
	Gallatin	0	0	447	0	0	0	0	0	220
	Hamilton	0	0	2,522	0	0	0	0	0	1,301
	Hardin	0	0	600	0	0	0	0	0	310
	Jefferson	0	0	2,262	0	0	0	0	0	2,927
	Lawrence	0	0	2,139	0	0	0	0	0	2,089
	Richland	0	0	918	0	0	0	0	0	1,026
	Wabash	0	0	707	0	0	0	0	0	572
	Wayne	0	0	1,020	0	0	0	0	0	973
	White	0	0	2,862	0	0	0	0	0	2,102
	2nd	Circuit Total	0	0	19,021	0	0	0	0	0
3rd	Bond	0	0	791	0	0	0	0	0	424
	Madison	0	0	20,789	0	0	0	113,339	47,500	18,233
3rd	Circuit Total	0	0	21,579	0	0	0	113,339	47,500	18,657
4th	Christian	0	0	2,941	0	0	0	0	0	0
	Clay	0	0	1,762	0	0	0	0	0	1,613
	Clinton	0	0	4,517	358	0	0	0	0	0
	Effingham	0	18,240	5,590	0	0	0	0	0	3,024
	Fayette	0	0	4,104	0	0	0	0	0	2,098
	Jasper	0	0	1,020	0	0	0	0	0	570
	Marion	0	0	4,666	0	0	0	0	0	2,753
	Montgomery	0	0	3,630	0	0	0	0	0	1,293
	Shelby	0	2,000	2,439	0	0	0	0	0	0
4th	Circuit Total	0	20,240	30,671	358	0	0	0	0	11,351
5th	Clark	0	0	1,374	0	0	0	0	0	1,125
	Coles	0	14,124	5,606	0	0	0	0	0	2,841
	Cumberland	0	1,060	632	0	0	0	0	0	0
	Edgar	0	0	2,210	0	0	0	0	0	0
	Vermilion	0	0	8,437	0	0	0	0	0	4,443
5th	Circuit Total	0	15,184	18,259	0	0	0	0	0	8,409

Note: Shelby County fiscal data covers a 15-month period due to the County Board's decision to change the fiscal year-end from August 31 to November 30. This report covers the period from September 1, 2022, to November 30, 2023.



# CIRCUIT CLERK DISBURSEMENT OF FUNDS

CIRCUIT	COUNTY	FEES OF OTHERS								
		COUNTY HEALTH FUND	TRAFFIC SAFETY PROGRAM SCHOOL	COUNTY JAIL MEDICAL COSTS FUND	SEXUALLY TRANSMITTED DISEASE TEST FUND	DOMESTIC RELATIONS LEGAL FUND	CHILDREN'S WAITING ROOM FUND	NEUTRAL SITE CUSTODY EXCHANGE FUND	MORTGAGE FORECLOSURE MEDIATION PROGRAM FEES	CHILDREN'S ADVOCACY CENTER
6th	Champaign	0	47,493	5,172	0	0	0	0	29,150	3,416
	DeWitt	0	3,200	1,570	0	0	0	0	0	1,095
	Douglas	0	3,068	2,762	0	0	0	0	0	1,876
	Macon	0	19,250	9,778	0	0	0	0	15,300	7,915
	Moultrie	0	1,200	1,092	0	0	0	0	0	510
	Piatt	0	3,248	773	0	0	0	0	0	580
6th	Circuit Total	0	77,459	21,147	0	0	0	0	44,450	15,392
7th	Greene	0	0	2,349	0	0	0	0	0	770
	Jersey	0	0	2,798	0	0	0	0	0	2,308
	Macoupin	0	0	2,372	0	0	0	0	0	0
	Morgan	0	0	2,872	0	0	0	0	0	2,628
	Sangamon	0	0	9,362	0	0	0	0	0	8,885
	Scott	0	0	645	0	0	0	0	0	150
7th	Circuit Total	0	0	20,397	0	0	0	0	0	14,741
8th	Adams	0	0	11,540	200	0	0	0	0	15,325
	Brown	0	0	390	0	0	0	0	0	312
	Calhoun	0	0	1,218	0	0	0	0	0	0
	Cass	0	0	2,395	0	0	0	0	0	914
	Mason	0	0	1,883	0	0	0	0	0	1,476
	Menard	0	0	0	0	0	0	0	0	450
	Pike	0	0	4,815	0	0	0	0	0	11,743
	Schuyler	0	0	1,389	0	0	0	0	0	2,309
	8th	Circuit Total	0	0	23,630	200	0	0	0	0
9th	Fulton	0	0	3,884	543	0	0	0	0	1,690
	Hancock	0	0	2,779	0	0	0	0	0	1,855
	Henderson	0	0	750	0	0	0	0	0	655
	Knox	0	0	3,169	0	0	0	0	0	3,158
	McDonough	0	1,435	3,838	0	0	0	0	0	4,114
	Warren	0	0	2,056	0	0	0	0	0	1,925
9th	Circuit Total	0	1,435	16,476	543	0	0	0	0	13,397
10th	Marshall	0	0	509	0	0	0	0	0	610
	Peoria	72	0	12,391	0	0	0	52,312	6,650	12,983
	Putnam	0	843	280	0	0	0	0	0	190
	Stark	0	0	360	0	0	0	0	0	0
	Tazewell	0	0	9,549	0	0	0	0	0	0
10th	Circuit Total	72	843	23,090	0	0	0	52,312	6,650	13,783
11th	Ford	0	0	1,033	0	0	0	0	0	503
	Livingston	0	0	3,435	0	0	0	0	0	2,734
	Logan	0	0	2,470	0	0	0	0	0	1,482
	McLean	0	186,995	12,164	0	0	0	42,542	3,000	12,296
	Woodford	0	0	2,770	0	0	0	0	0	3,080
11th	Circuit Total	0	186,995	21,871	0	0	0	42,542	3,000	20,095

# CIRCUIT CLERK DISBURSEMENT OF FUNDS

CIRCUIT	COUNTY	FEES OF OTHERS									
		COUNTY HEALTH FUND	TRAFFIC SAFETY PROGRAM SCHOOL	COUNTY JAIL MEDICAL COSTS FUND	SEXUALLY TRANSMITTED DISEASE TEST FUND	DOMESTIC RELATIONS LEGAL FUND	CHILDREN'S WAITING ROOM FUND	NEUTRAL SITE CUSTODY EXCHANGE FUND	MORTGAGE FORECLOSURE MEDIATION PROGRAM FEES	CHILDREN'S ADVOCACY CENTER	
12th	Will	0	898	30,762	0	0	0	0	193,950	24,377	
12th	Circuit Total	0	898	30,762	0	0	0	0	193,950	24,377	
13th	Bureau	0	2,512	2,294	0	0	0	0	0	1,833	
	Grundy	0	0	3,625	0	0	0	0	0	2,825	
	LaSalle	0	36,955	10,603	0	0	0	0	22,500	8,298	
13th	Circuit Total	0	39,467	16,523	0	0	0	0	22,500	12,956	
14th	Henry	0	0	9,323	224	0	0	0	0	11,528	
	Mercer	0	0	1,255	0	0	1,072	0	0	643	
	Rock Island	0	0	8,514	0	0	0	0	0	4,069	
	Whiteside	0	0	4,047	0	0	0	0	0	3,456	
14th	Circuit Total	0	0	23,139	224	0	1,072	0	0	19,696	
15th	Carroll	0	6,801	2,146	0	0	0	0	0	0	
	Jo Daviess	0	15,450	2,365	0	0	0	0	0	0	
	Lee	0	21,059	4,679	240	819	0	0	0	16,941	
	Ogle	0	50,815	11,640	0	0	0	0	0	21,254	
	Stephenson	0	31,490	13,582	0	0	0	0	0	0	
15th	Circuit Total	0	125,615	34,412	240	819	0	0	0	38,195	
16th	Kane	0	320,330	27,498	0	0	274,769	0	19,800	481,064	
16th	Circuit Total	0	320,330	27,498	0	0	274,769	0	19,800	481,064	
17th	Boone	0	45,925	4,789	0	0	0	0	5,915	3,635	
	Winnebago	0	77,746	15,420	200	0	138,533	197,044	32,695	13,823	
17th	Circuit Total	0	123,671	20,209	200	0	138,533	197,044	38,610	17,457	
18th	DuPage	0	0	54,621	0	202,278	105	0	0	0	
18th	Circuit Total	0	0	54,621	0	202,278	105	0	0	0	
19th	Lake	0	589,462	23,431	0	0	187,368	170,236	107,125	26,248	
19th	Circuit Total	0	589,462	23,431	0	0	187,368	170,236	107,125	26,248	
20th	St. Clair	0	0	13,568	0	0	0	323,784	46,200	11,929	
20th	Circuit Total	0	0	13,568	0	0	0	323,784	46,200	11,929	
21st	Iroquois	0	0	4,838	0	0	0	0	0	910	
	Kankakee	0	0	8,248	0	0	0	0	24,150	10,919	
21st	Circuit Total	0	0	13,086	0	0	0	0	24,150	11,829	
22nd	McHenry	0	142,125	16,323	0	4,427	0	0	0	17,007	
22nd	Circuit Total	0	142,125	16,323	0	4,427	0	0	0	17,007	
23rd	DeKalb	0	42,405	11,924	0	0	0	0	0	28,522	
	Kendall	0	67,624	6,593	0	0	0	0	0	3,460	
23rd	Circuit Total	0	110,029	18,516	0	0	0	0	0	31,982	
24th	Monroe	0	0	3,286	0	0	0	0	0	2,310	
	Perry	0	0	1,541	0	0	0	0	0	826	
	Randolph	0	0	838	445	0	0	0	0	440	
	Washington	0	0	733	0	0	0	0	0	583	
24th	Circuit Total	0	0	6,399	445	0	0	0	0	4,158	
	Downstate Total	72	1,795,427	531,678	2,210	207,524	609,995	899,256	553,935	871,185	
Cook	Cook County	7,466	1,147,668	50,752	0	0	145	0	1,077,023	49,098	
	State Total	7,538	2,943,094	582,430	2,210	207,524	610,140	899,256	1,630,958	920,283	

# CIRCUIT CLERK DISBURSEMENT OF FUNDS

CIRCUIT	COUNTY	FEES OF OTHERS								
		COURT APPOINTED SPECIAL ADVOCATE	DRUG COURT	JUDICIAL FACILITIES FEES	MENTAL HEALTH/ DRUG/ VETERANS AND SERVICE MEMBERS COURT	YOUTH DIVERSION PROGRAM	PUBLIC DEFENDER RECORDS AUTOMATION FUND	COUNTY DRUG ADDICTION SERVICES	OTHER *	TOTAL FEES OF OTHERS
1st	Alexander	0	4	0	0	0	46	0	0	92,965
	Jackson	0	246	0	6,623	0	569	105	0	426,043
	Johnson	0	0	0	0	0	815	105	1,250	132,414
	Massac	0	10	0	0	0	244	15	0	177,489
	Pope	0	0	0	0	0	0	15	0	48,351
	Pulaski	0	0	0	0	3	2,372	0	0	242,581
	Saline	20,589	39	0	0	0	150	0	0	490,048
	Union	0	0	0	0	0	1,197	0	0	164,292
	Williamson	0	0	0	15,799	0	2,082	60	0	834,053
2nd	Circuit Total	20,589	300	0	22,423	3	7,477	300	1,250	2,608,236
2nd	Crawford	0	1,470	0	1,129	0	124	0	0	137,016
	Edwards	0	671	0	595	0	38	0	0	53,874
	Franklin	1,182	1,468	0	0	442	304	15	0	326,826
	Gallatin	0	13	0	0	0	38	0	0	40,698
	Hamilton	0	0	0	129	0	319	15	0	96,277
	Hardin	0	647	0	0	38	68	0	0	41,168
	Jefferson	642	1,142	0	1,068	11,060	398	15	0	314,704
	Lawrence	0	406	0	1,724	178	181	0	0	149,846
	Richland	0	370	0	650	242	236	0	0	132,398
	Wabash	250	1,148	0	723	76	64	0	1,356	211,957
	Wayne	0	717	0	0	0	126	15	0	170,188
	White	0	248	0	3,144	0	636	103	3,070	185,819
	2nd	Circuit Total	2,074	8,302	0	9,164	12,038	2,532	163	4,426
3rd	Bond	0	0	0	0	0	0	0	0	95,953
	Madison	537	615	0	0	0	3,456	405	0	1,157,122
3rd	Circuit Total	537	615	0	0	0	3,456	405	0	1,253,075
4th	Christian	0	247	0	11,446	0	772	25	0	356,345
	Clay	0	181	0	1,802	0	562	15	0	175,055
	Clinton	0	7,397	0	0	0	410	150	0	293,940
	Effingham	20,346	5,484	0	0	5,602	1,369	120	0	400,833
	Fayette	0	10,532	0	0	154	1,089	30	0	343,205
	Jasper	0	157	0	380	0	240	0	0	78,647
	Marion	0	10,727	0	0	0	2,461	0	0	316,633
	Montgomery	0	423	0	13,269	0	1,496	145	0	480,896
	Shelby	0	6,235	0	0	0	333	45	0	230,586
4th	Circuit Total	20,346	41,386	0	26,898	5,756	8,736	530	0	2,676,139
5th	Clark	0	0	0	0	0	211	0	0	119,758
	Coles	11,632	639	0	3,627	0	848	15	0	409,595
	Cumberland	3,153	0	0	0	0	186	30	0	71,114
	Edgar	0	0	0	0	0	285	0	0	112,260
	Vermilion	952	644	0	4	679	1,218	15	5,734	588,399
5th	Circuit Total	15,736	1,284	0	3,631	679	2,749	60	5,734	1,301,127

\* Other Fees that are not allocated to any specific fund, agency, or program.

Note: Shelby County fiscal data covers a 15-month period due to the County Board's decision to change the fiscal year-end from August 31 to November 30. This report covers the period from September 1, 2022, to November 30, 2023.

# CIRCUIT CLERK DISBURSEMENT OF FUNDS

CIRCUIT	COUNTY	FEES OF OTHERS								TOTAL FEES OF OTHERS
		COURT APPOINTED SPECIAL ADVOCATE	DRUG COURT	JUDICIAL FACILITIES FEES	MENTAL HEALTH/ DRUG/ VETERANS AND SERVICE MEMBERS COURT	YOUTH DIVERSION PROGRAM	PUBLIC DEFENDER RECORDS AUTOMATION FUND	COUNTY DRUG ADDICTION SERVICES	OTHER *	
6th	Champaign	0	14,725	0	0	0	5,048	120	27,482	1,172,939
	DeWitt	0	33	0	0	0	437	45	0	116,651
	Douglas	0	0	0	0	0	374	15	270	92,027
	Macon	25,610	13,349	0	23,883	13,962	3,482	75	0	1,078,655
	Moultrie	0	0	0	0	0	104	0	0	117,549
	Piatt	0	0	0	0	0	109	0	0	99,947
6th	Circuit Total	25,610	28,108	0	23,883	13,962	9,555	255	27,752	2,677,768
7th	Greene	0	0	0	0	0	272	0	0	100,401
	Jersey	2,005	0	0	0	0	358	0	14,702	207,362
	Macoupin	1,459	10,917	0	0	0	278	120	0	233,444
	Morgan	0	167	0	0	0	288	0	0	231,010
	Sangamon	0	318	0	0	0	7,984	0	0	341,403
	Scott	0	23	0	0	0	410	0	0	58,274
7th	Circuit Total	3,464	11,427	0	0	0	9,590	120	14,702	1,171,894
8th	Adams	9,411	0	0	4,820	0	3,995	0	0	794,913
	Brown	0	0	0	0	0	66	15	0	42,300
	Calhoun	0	0	0	0	0	0	0	0	48,678
	Cass	0	0	0	0	0	131	45	0	100,960
	Mason	0	114	0	0	0	224	0	758	174,911
	Menard	0	0	0	0	0	0	0	0	73,645
	Pike	0	0	0	0	0	2,088	60	0	294,062
	Schuyler	0	0	0	0	0	904	40	0	87,838
	8th	Circuit Total	9,411	114	0	4,820	0	7,409	160	758
9th	Fulton	0	1,223	0	0	0	1,135	70	172,396	498,679
	Hancock	0	2,523	0	0	1,619	412	0	0	211,651
	Henderson	2,260	2,210	0	0	0	536	0	0	90,041
	Knox	2,342	2,021	0	0	2,037	1,279	15	0	124,415
	McDonough	19,785	767	0	5,411	6,234	503	5	0	311,409
	Warren	2,700	1,256	0	0	0	636	0	0	127,347
9th	Circuit Total	27,086	10,003	0	5,411	9,891	4,501	90	172,396	1,363,542
10th	Marshall	0	0	0	0	0	78	45	0	73,443
	Peoria	0	56,895	0	0	0	3,736	75	0	1,690,029
	Putnam	0	0	0	0	0	40	45	0	44,692
	Stark	0	0	0	0	0	0	0	0	50,905
	Tazewell	0	22,808	0	0	0	3,836	30	2,114	920,027
10th	Circuit Total	0	79,704	0	0	0	7,690	195	2,114	2,779,096
11th	Ford	0	139	0	60	655	809	0	0	127,508
	Livingston	0	0	0	0	0	1,748	135	0	257,300
	Logan	0	295	0	7,970	0	1,093	300	0	182,713
	McLean	0	1,971	0	0	0	3,714	120	0	1,859,805
	Woodford	0	0	0	0	0	1,546	105	0	265,890
11th	Circuit Total	0	2,405	0	8,030	655	8,910	660	0	2,693,216

\* Other Fees that are not allocated to any specific fund, agency, or program.

# CIRCUIT CLERK DISBURSEMENT OF FUNDS

CIRCUIT	COUNTY	FEES OF OTHERS								TOTAL FEES OF OTHERS
		COURT APPOINTED SPECIAL ADVOCATE	DRUG COURT	JUDICIAL FACILITIES FEES	MENTAL HEALTH/ DRUG/ VETERANS AND SERVICE MEMBERS COURT	YOUTH DIVERSION PROGRAM	PUBLIC DEFENDER RECORDS AUTOMATION FUND	COUNTY DRUG ADDICTION SERVICES	OTHER *	
12th	Will	34,154	558,633	1,348,804	23,315	0	14,851	84	0	3,704,237
12th	Circuit Total	34,154	558,633	1,348,804	23,315	0	14,851	84	0	3,704,237
13th	Bureau	0	0	0	0	1,888	0	60	0	195,051
	Grundy	0	513	0	5,290	5,777	567	68	0	253,614
	LaSalle	320	0	0	0	0	1,694	278	0	358,934
13th	Circuit Total	320	513	0	5,290	7,665	2,261	406	0	807,599
14th	Henry	0	0	0	0	0	2,764	60	0	379,156
	Mercer	0	0	0	1,914	0	341	0	0	119,209
	Rock Island	0	931	0	11,197	12,112	875	120	0	1,132,165
	Whiteside	0	915	0	19,095	0	1,940	30	1,160	648,725
14th	Circuit Total	0	1,846	0	32,208	12,112	5,921	210	1,160	2,279,255
15th	Carroll	0	0	0	0	0	669	15	0	138,750
	Jo Daviess	0	40	0	0	3,639	534	30	0	181,674
	Lee	0	21,440	0	9,719	5,604	2,104	0	55,785	452,372
	Ogle	0	1,334	0	20,393	10,426	4,076	300	0	626,162
	Stephenson	0	4,481	0	15,016	8,312	3,153	15	5,290	569,713
15th	Circuit Total	0	27,295	0	45,128	27,982	10,536	360	61,075	1,968,672
16th	Kane	0	75,400	775,052	105,031	0	10,325	0	214,877	5,679,094
16th	Circuit Total	0	75,400	775,052	105,031	0	10,325	0	214,877	5,679,094
17th	Boone	23,464	0	0	1,382	0	1,024	255	0	303,514
	Winnebago	22,725	0	0	46,635	0	2,111	0	0	1,954,773
17th	Circuit Total	46,189	0	0	48,017	0	3,135	255	0	2,258,287
18th	DuPage	0	38,387	0	0	0	7,851	0	265,505	3,362,849
18th	Circuit Total	0	38,387	0	0	0	7,851	0	265,505	3,362,849
19th	Lake	0	3,318	0	128,367	0	0	15	0	5,875,133
19th	Circuit Total	0	3,318	0	128,367	0	0	15	0	5,875,133
20th	St. Clair	358	0	0	499	0	0	0	182,700	3,148,268
20th	Circuit Total	358	0	0	499	0	0	0	182,700	3,148,268
21st	Iroquois	0	0	0	5,475	1,418	158	45	0	175,038
	Kankakee	0	26,535	0	0	10,865	1,132	0	854	759,434
21st	Circuit Total	0	26,535	0	5,475	12,283	1,290	45	854	934,472
22nd	McHenry	0	64,191	0	128,735	0	3,803	122	10,355	2,060,523
22nd	Circuit Total	0	64,191	0	128,735	0	3,803	122	10,355	2,060,523
23rd	DeKalb	28,520	55,344	0	896	0	1,801	30	92,868	931,678
	Kendall	0	1,300	57,416	630	0	0	15	4,471	427,262
23rd	Circuit Total	28,520	56,644	57,416	1,526	0	1,801	45	97,338	1,358,940
24th	Monroe	0	0	0	0	0	1,636	0	0	175,445
	Perry	0	0	0	0	539	0	0	0	128,521
	Randolph	0	0	0	0	0	89	0	0	167,516
	Washington	0	0	0	0	0	98	25	0	82,888
24th	Circuit Total	0	0	0	0	539	1,823	25	0	554,370
	Downstate Total	234,396	1,036,417	2,181,274	627,858	103,569	136,214	4,507	1,062,997	55,993,866
Cook	Cook County	3,455	422	0	874	0	53,641	45	40,628	9,656,558
	State Total	237,851	1,036,839	2,181,274	628,733	103,569	189,855	4,552	1,103,625	65,650,424

\* Other Fees that are not allocated to any specific fund, agency, or program.

# CIRCUIT CLERK DISBURSEMENT OF FUNDS

CIRCUIT	COUNTY	MISCELLANEOUS DISBURSEMENTS												
		RESTITUTION TO VICTIMS OF CRIME (INCLUDES JUVENILE)	WORK RELEASE		EXPENSES NECESSARY FOR MINOR'S NEEDS UNDER THE JUVENILE ACT	ABANDONED (UNCLAIMED) PROPERTY TO STATE	DEPOSITS WITH CLERK DISBURSED DURING THE YEAR		REIMBURSEMENTS/ CONTRIBUTIONS TO A "LOCAL ANTI-CRIME PROGRAM"	REFUND AND RETURNS		OTHER MISCELLANEOUS DISBURSEMENTS	TOTAL MISCELLANEOUS DISBURSEMENTS	GRAND TOTAL ALL FUNDS DISBURSED
			TOTAL PAID TO COUNTY FOR ROOM AND BOARD	TOTAL PAID TO OTHER INDIVIDUALS AND AGENCIES			FROM JUDICIAL SALES	FROM ALL OTHER CASE CATEGORIES		BAIL	OTHER *			
1st	Alexander	16,801	0	0	0	0	0	0	0	0	0	23,224	40,024	901,195
	Jackson	52,256	0	0	0	0	0	0	0	279,501	24	48,917	380,698	5,481,828
	Johnson	84,219	0	0	0	815	0	0	11,485	36,145	368	19,677	152,708	1,327,503
	Massac	63,428	2,480	0	0	0	0	0	2	89,271	772	27,761	183,713	940,270
	Pope	47,136	0	0	0	0	0	0	0	24,940	0	3,958	76,033	225,505
	Pulaski	13,754	0	0	0	2,986	0	0	50,475	15,933	5,232	76,117	164,497	1,603,229
	Saline	89,816	420	0	0	0	0	0	16,995	86,394	8	34,781	228,413	3,636,461
	Union	46,584	0	0	0	3,093	0	0	1,000	84,835	659	20,445	156,616	1,696,056
	Williamson	96,539	0	0	0	0	0	0	16,408	255,624	80	140,873	509,525	11,280,589
2nd	Circuit Total	510,532	2,900	0	0	6,894	0	0	96,363	872,644	7,142	395,752	1,892,226	27,092,637
2nd	Crawford	121,246	1,870	0	0	0	0	0	0	55,170	512	28,730	207,529	2,639,475
	Edwards	9,139	1,993	0	0	0	0	0	1,296	5,514	0	3,330	21,272	843,013
	Franklin	71,966	527	0	0	0	0	0	122,170	133,636	141	41,166	369,606	4,734,642
	Gallatin	19,206	0	0	0	0	0	0	12,414	6,536	0	3,037	41,193	588,397
	Hamilton	32,403	1,761	0	0	0	0	0	328	44,092	218	5,599	84,401	1,339,861
	Hardin	23,472	0	0	0	0	0	0	2,450	20,863	0	10,693	57,478	425,462
	Jefferson	75,873	0	0	0	0	0	0	320	191,428	295	53,805	321,721	5,027,102
	Lawrence	12,991	0	0	0	0	0	0	0	124,573	268	8,657	146,488	2,146,591
	Richland	50,246	0	0	0	0	0	0	19,384	112,622	126	9,444	191,822	2,192,501
	Wabash	36,517	0	0	0	0	0	0	4,012	6,928	97	8,018	55,572	1,717,530
	Wayne	25,568	0	0	0	0	0	0	42,493	81,400	0	9,455	158,916	1,942,764
	White	45,303	1,946	0	0	0	0	0	37,692	23,592	0	14,393	122,926	2,170,135
	2nd	Circuit Total	523,931	8,097	0	0	0	0	0	242,558	806,355	1,656	196,328	1,778,925
3rd	Bond	29,613	0	0	0	0	0	0	200	56,141	82	11,881	97,917	593,932
	Madison	428,799	0	0	0	0	0	103,673	0	2,526,517	32,003	381,903	3,472,896	30,141,304
3rd	Circuit Total	458,412	0	0	0	0	0	103,673	200	2,582,658	32,085	393,784	3,570,812	30,735,236
4th	Christian	61,985	0	0	0	0	0	0	4,917	215,113	323	18,764	301,101	4,083,249
	Clay	44,526	0	0	0	0	0	0	2,877	41,030	4	7,286	95,723	2,140,177
	Clinton	83,040	17,311	0	0	1,488	0	0	825	179,902	178	27,252	309,996	3,337,575
	Effingham	138,975	0	0	0	4,407	0	0	1,590	159,636	940	36,320	341,868	4,745,769
	Fayette	49,516	0	0	0	0	0	0	24,090	160,681	56	27,048	261,391	2,861,950
	Jasper	21,293	0	0	0	0	0	0	0	32,012	264	4,350	57,919	1,014,218
	Marion	79,194	0	0	0	15,920	0	0	25	140,502	473	43,825	279,939	5,850,118
	Montgomery	41,018	0	0	0	0	0	0	19,515	132,847	1,135	84,333	278,848	4,198,277
	Shelby	83,255	0	0	0	0	0	68	7,415	487,945	3,431	20,888	603,002	3,297,120
4th	Circuit Total	602,803	17,311	0	0	21,815	0	68	61,254	1,549,668	6,804	270,066	2,529,788	31,528,453
5th	Clark	24,898	7,314	0	0	0	27,281	2,433	0	21,209	0	35,300	118,435	1,952,148
	Coles	131,813	0	0	0	6,724	508,764	0	914	244,876	1,499	88,632	983,222	6,387,855
	Cumberland	7,933	0	0	0	1,842	0	0	0	26,652	0	56,299	92,726	1,200,886
	Edgar	17,461	0	0	0	0	0	0	0	120,856	99	21,660	160,076	2,047,486
	Vermilion	112,853	0	0	0	0	0	0	574	998,130	0	0	1,111,556	10,791,691
5th	Circuit Total	294,958	7,314	0	0	8,566	536,045	2,433	1,488	1,411,723	1,598	201,891	2,466,016	22,380,065

\*Refunds and returns that are not bail, including drug asset forfeiture bond and property forfeiture.

Note: Shelby County fiscal data covers a 15-month period due to the County Board's decision to change the fiscal year-end from August 31 to November 30. This report covers the period from September 1, 2022, to November 30, 2023.

# CIRCUIT CLERK DISBURSEMENT OF FUNDS

CIRCUIT	COUNTY	MISCELLANEOUS DISBURSEMENTS												
		RESTITUTION TO VICTIMS OF CRIME (INCLUDES JUVENILE)	WORK RELEASE		EXPENSES NECESSARY FOR MINOR'S NEEDS UNDER THE JUVENILE ACT	ABANDONED (UNCLAIMED) PROPERTY TO STATE	DEPOSITS WITH CLERK DISBURSED DURING THE YEAR		REIMBURSEMENTS/ CONTRIBUTIONS TO A "LOCAL ANTI-CRIME PROGRAM"	REFUND AND RETURNS		OTHER MISCELLANEOUS DISBURSEMENTS	TOTAL MISCELLANEOUS DISBURSEMENTS	GRAND TOTAL ALL FUNDS DISBURSED
			TOTAL PAID TO COUNTY FOR ROOM AND BOARD	TOTAL PAID TO OTHER INDIVIDUALS AND AGENCIES			FROM JUDICIAL SALES	FROM ALL OTHER CASE CATEGORIES		BAIL	OTHER *			
6th	Champaign	133,994	193	0	0	0	0	0	5,386	1,451,324	53,699	184,531	1,829,127	17,747,307
	DeWitt	20,332	1,526	0	0	0	0	0	524	35,827	1,465	11,568	71,242	1,902,089
	Douglas	35,200	0	0	0	0	0	4,897	45	36,103	0	31,188	107,433	2,669,383
	Macon	205,052	3,609	0	0	11,166	1,601,699	0	12,412	1,210,944	823	246,296	3,292,001	18,810,548
	Moultrie	13,822	183	0	0	3,685	0	0	5	49,521	170	13,401	80,786	2,054,476
	Piatt	10,875	2,358	0	0	0	0	0	0	72,470	403	12,226	98,332	1,476,890
6th	Circuit Total	419,274	7,869	0	0	14,851	1,601,699	4,897	18,372	2,856,190	56,560	499,211	5,478,923	44,660,693
7th	Greene	33,880	0	0	0	0	0	0	0	48,006	7	64,704	146,596	1,570,292
	Jersey	63,703	1,144	0	0	0	0	0	0	162,458	383	13,990	241,678	2,324,794
	Macoupin	42,326	660	0	0	21,182	0	0	1,277	80,158	812	38,649	185,063	4,357,115
	Morgan	56,894	0	0	0	15,585	0	21,364	1,736	81,143	129	33,373	210,225	4,499,228
	Sangamon	376,341	0	0	0	35,159	0	60,917	4,079	2,232,093	19,025	38,832	2,766,445	29,422,773
	Scott	5,109	0	0	0	0	0	0	100	8,827	307	6,503	20,846	717,454
7th	Circuit Total	578,253	1,804	0	0	71,926	0	82,280	7,192	2,612,685	20,663	196,050	3,570,853	42,891,657
8th	Adams	259,267	5,440	0	0	9,485	0	0	943	528,435	0	96,068	899,638	10,571,673
	Brown	3,258	5,149	0	0	0	0	0	0	0	0	8,988	17,395	721,396
	Calhoun	12,958	455	0	0	0	0	0	1,130	0	0	7,000	21,543	491,395
	Cass	14,591	0	0	0	124	0	0	2,223	36,011	305	2,568	55,821	1,704,476
	Mason	24,027	909	0	1,920	0	0	0	1,351	28,972	141	6,229	63,548	1,684,736
	Menard	12,776	0	0	0	0	0	0	200	170,746	226	1,510	185,457	1,527,484
	Pike	125,749	4,276	0	0	738	0	0	7,480	62,003	7,620	18,911	226,776	3,256,096
	Schuyler	11,166	225	0	0	0	0	0	0	14,016	0	268,139	293,547	1,374,237
	8th	Circuit Total	463,792	16,454	0	1,920	10,346	0	0	13,326	840,182	8,292	409,413	1,763,725
9th	Fulton	93,058	0	0	900	0	0	0	0	83,872	5,393	60	183,283	5,010,746
	Hancock	25,109	3,000	0	0	0	0	0	0	11,688	1,121	1,982	42,900	2,347,548
	Henderson	23,165	975	0	0	0	0	0	0	31,241	5	2,717	58,103	1,214,223
	Knox	24,965	213	0	0	0	0	0	0	489,313	212	19,310	534,013	7,403,098
	McDonough	69,096	120	0	100	44,199	0	0	0	58,181	2,590	6,840	181,126	4,054,788
	Warren	24,111	0	0	0	0	0	0	773	34,369	546	17,727	77,525	2,778,525
	9th	Circuit Total	259,505	4,308	0	1,000	44,199	0	0	773	708,664	9,868	48,635	1,076,951
10th	Marshall	33,390	0	0	0	0	0	0	0	126,784	0	7,090	167,264	1,507,865
	Peoria	197,749	0	0	0	0	0	10,719,798	1,886	183,042	39,525	412,565	11,554,565	34,074,848
	Putnam	5,972	0	0	0	0	0	0	40	14,107	20	2,820	22,960	558,461
	Stark	20,149	1,800	0	0	25	0	0	0	12,993	9	4,433	39,409	698,074
	Tazewell	93,534	11,609	0	0	0	0	0	0	203,341	16,513	148,693	473,690	17,253,030
	10th	Circuit Total	350,794	13,409	0	0	25	0	10,719,798	1,926	540,267	56,066	575,602	12,257,887
11th	Ford	17,550	0	0	0	0	0	0	338	74,801	115	11,088	103,892	1,593,001
	Livingston	27,602	4,981	0	0	0	0	0	0	224,555	174	41,370	298,682	5,425,131
	Logan	51,643	4,650	0	0	5,943	224,603	0	2,458	214,441	397	118,162	622,297	3,799,715
	McLean	252,493	0	0	0	21,094	2,966,672	0	6,651	844,558	52,163	46,408	4,190,039	25,914,360
	Woodford	90,862	0	0	0	1,232	0	0	0	369,748	2,601	29,581	494,024	5,176,805
11th	Circuit Total	440,151	9,631	0	0	28,268	3,191,275	0	9,447	1,728,103	55,449	246,609	5,708,933	41,909,012

\*Refunds and returns that are not bail, including drug asset forfeiture bond and property forfeiture.

# CIRCUIT CLERK DISBURSEMENT OF FUNDS

CIRCUIT	COUNTY	MISCELLANEOUS DISBURSEMENTS												
		RESTITUTION TO VICTIMS OF CRIME (INCLUDES JUVENILE)	WORK RELEASE		EXPENSES NECESSARY FOR MINOR'S NEEDS UNDER THE JUVENILE ACT	ABANDONED (UNCLAIMED) PROPERTY TO STATE	DEPOSITS WITH CLERK DISBURSED DURING THE YEAR		REIMBURSEMENTS/ CONTRIBUTIONS TO A "LOCAL ANTI-CRIME PROGRAM"	REFUND AND RETURNS		OTHER MISCELLANEOUS DISBURSEMENTS	TOTAL MISCELLANEOUS DISBURSEMENTS	GRAND TOTAL ALL FUNDS DISBURSED
			TOTAL PAID TO COUNTY FOR ROOM AND BOARD	TOTAL PAID TO OTHER INDIVIDUALS AND AGENCIES			FROM JUDICIAL SALES	FROM ALL OTHER CASE CATEGORIES		BAIL	OTHER *			
12th	Will	825,616	0	0	0	109,363	0	0	10,750	3,550,146	515,717	688,235	5,699,828	88,815,780
12th	Circuit Total	825,616	0	0	0	109,363	0	0	10,750	3,550,146	515,717	688,235	5,699,828	88,815,780
13th	Bureau	51,246	0	0	0	160	0	0	25	63,893	66	47,787	163,177	4,032,424
	Grundy	66,925	2,604	0	0	8,228	0	0	10,648	530,953	64	34,796	654,217	8,043,995
	LaSalle	242,393	3,993	0	0	16,888	1,942,634	0	0	576,281	0	166,381	2,948,570	19,048,814
13th	Circuit Total	360,563	6,597	0	0	25,276	1,942,634	0	10,673	1,171,127	130	248,964	3,765,964	31,125,233
14th	Henry	22,955	0	0	337	0	0	0	10	241,609	2,950	46,886	314,747	6,398,657
	Mercer	57,898	700	0	10,259	0	0	0	28,926	80,374	821	4,810	183,788	3,552,957
	Rock Island	133,231	8,814	0	264	0	0	0	5,964	963,365	0	165,850	1,277,488	22,694,482
	Whiteside	67,154	4,280	0	12,250	0	0	0	17,000	253,786	74	55,790	410,332	9,381,365
14th	Circuit Total	281,238	13,794	0	23,110	0	0	0	51,899	1,539,133	3,845	273,335	2,186,355	42,027,461
15th	Carroll	8,245	0	0	438	232	0	0	1,219	32,832	455	10,571	53,990	1,315,778
	Jo Daviess	47,349	1,734	0	0	1,080	0	0	1,400	84,292	569	32,007	168,432	1,848,759
	Lee	75,330	0	0	4,805	0	0	0	16,041	148,371	0	245,538	490,085	5,000,739
	Ogle	95,990	6,552	0	0	9,927	0	0	890	358,563	2,418	7,669	482,008	6,904,746
	Stephenson	79,487	19,981	0	0	5,092	0	0	6,071	283,267	842	79,864	474,605	5,559,757
15th	Circuit Total	306,401	28,267	0	5,243	16,332	0	0	25,621	907,324	4,283	375,649	1,669,120	20,629,779
16th	Kane	1,010,956	4,340	0	0	208,161	0	0	174,195	4,004,046	286,560	683,107	6,371,366	59,698,049
16th	Circuit Total	1,010,956	4,340	0	0	208,161	0	0	174,195	4,004,046	286,560	683,107	6,371,366	59,698,049
17th	Boone	91,276	57,798	0	0	5,670	0	0	35,412	316,375	0	72,285	578,816	6,812,930
	Winnebago	299,176	4,905	0	0	0	221,306	0	295	2,387,567	27,520	357,763	3,298,532	36,033,420
17th	Circuit Total	390,452	62,704	0	0	5,670	221,306	0	35,707	2,703,942	27,520	430,048	3,877,348	42,846,350
18th	DuPage	1,220,481	110,831	0	0	125,737	0	0	237,334	4,095,445	1,971,362	688,291	8,449,481	98,313,523
18th	Circuit Total	1,220,481	110,831	0	0	125,737	0	0	237,334	4,095,445	1,971,362	688,291	8,449,481	98,313,523
19th	Lake	1,001,074	3,164	0	0	120,620	0	0	31,903	8,197,774	190,438	547,650	10,092,623	68,888,980
19th	Circuit Total	1,001,074	3,164	0	0	120,620	0	0	31,903	8,197,774	190,438	547,650	10,092,623	68,888,980
20th	St. Clair	73,430	0	0	0	14,097	0	0	0	2,292,875	57,564	310,184	2,748,151	35,844,432
20th	Circuit Total	73,430	0	0	0	14,097	0	0	0	2,292,875	57,564	310,184	2,748,151	35,844,432
21st	Iroquois	23,741	0	0	0	1,410	0	0	0	161,393	66	43,619	230,229	2,390,950
	Kankakee	63,904	3,242	0	0	0	0	0	498	1,356,866	0	108,201	1,532,712	13,585,358
21st	Circuit Total	87,646	3,242	0	0	1,410	0	0	498	1,518,259	66	151,820	1,762,941	15,976,309
22nd	McHenry	426,757	11,131	0	0	31,965	205,522	438,569	69,705	1,403,036	58,442	236,717	2,881,844	37,249,725
22nd	Circuit Total	426,757	11,131	0	0	31,965	205,522	438,569	69,705	1,403,036	58,442	236,717	2,881,844	37,249,725
23rd	DeKalb	169,807	0	0	0	14,094	0	0	2,018	480,967	67,034	165,316	899,236	12,461,161
	Kendall	141,038	10,833	0	0	29,133	0	0	0	559,307	4,061	4,061	748,433	16,788,529
23rd	Circuit Total	310,845	10,833	0	0	43,227	0	0	2,018	1,040,274	71,095	169,377	1,647,669	29,249,690
24th	Monroe	80,349	0	0	0	4,185	0	0	0	193,193	224	37,960	315,911	3,753,304
	Perry	36,130	0	0	0	0	0	0	8,433	114,156	66	60,515	219,300	2,794,931
	Randolph	54,602	0	0	0	0	0	0	0	81,731	691	95,154	232,178	4,014,758
	Washington	60,489	0	0	0	0	0	0	0	75,713	329	13,037	149,567	1,656,281
24th	Circuit Total	231,569	0	0	0	4,185	0	0	8,433	464,793	1,309	206,666	916,956	12,219,274
	Downstate Total	11,429,434	344,000	0	31,272	912,934	7,698,481	11,351,718	1,111,636	49,397,314	3,444,513	8,443,383	94,164,685	948,082,508
Cook	Cook County	20,000	0	0	0	0	10,453	15,712,943	0	46,456,167	0	177,009	62,376,571	384,813,787
	State Total	11,449,434	344,000	0	31,272	912,934	7,708,933	27,064,661	1,111,636	95,853,481	3,444,513	8,620,391	156,541,256	1,332,896,295

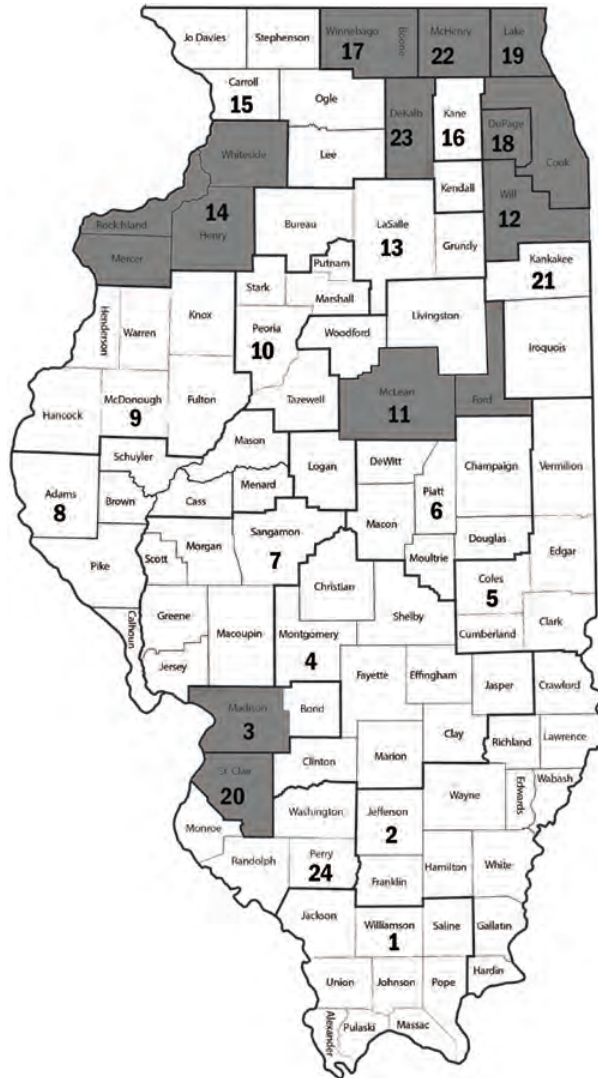
\*Refunds and returns that are not bail, including drug asset forfeiture bond and property forfeiture.

Note: A value of \$0 in the State Total means there were no funds deposited in the specified fund from any county during 2023.



# **MANDATORY ARBITRATION**

# MANDATORY ARBITRATION PROGRAM STATISTICS



In Illinois, court-annexed arbitration is a mandatory, non-binding, non-judicial procedure designed to resolve civil disputes by utilizing a neutral third party, called an arbitration panel. Mandatory arbitration applies rules of evidence and procedure which are less formal than those followed in trial courts and usually lead to more timely and less expensive resolution of disputes. An arbitration panel can recommend, but not impose, a decision. In the exercise of its general administrative and supervisory authority over Illinois courts, Supreme Court rules prescribe actions which are subject to mandatory arbitration. The rules address a range of operational procedures including: appointment, qualifications, and compensation of arbitrators; scheduling of hearings; discovery process; conduct of hearings; absence of a party; award and judgment on an award; rejection of an award; and form of oath, award and notice of award. In the sixteen jurisdictions approved by the Supreme Court to operate such programs, all civil cases filed in which the amount of monetary damages being sought falls within the program’s jurisdictional limit, are subject to the arbitration process. These modest sized claims are amenable to closer management and quicker resolution by using a less formal alternative process than a typical trial court proceeding.

Explanations for data listed in the charts on the following Mandatory Arbitration pages:

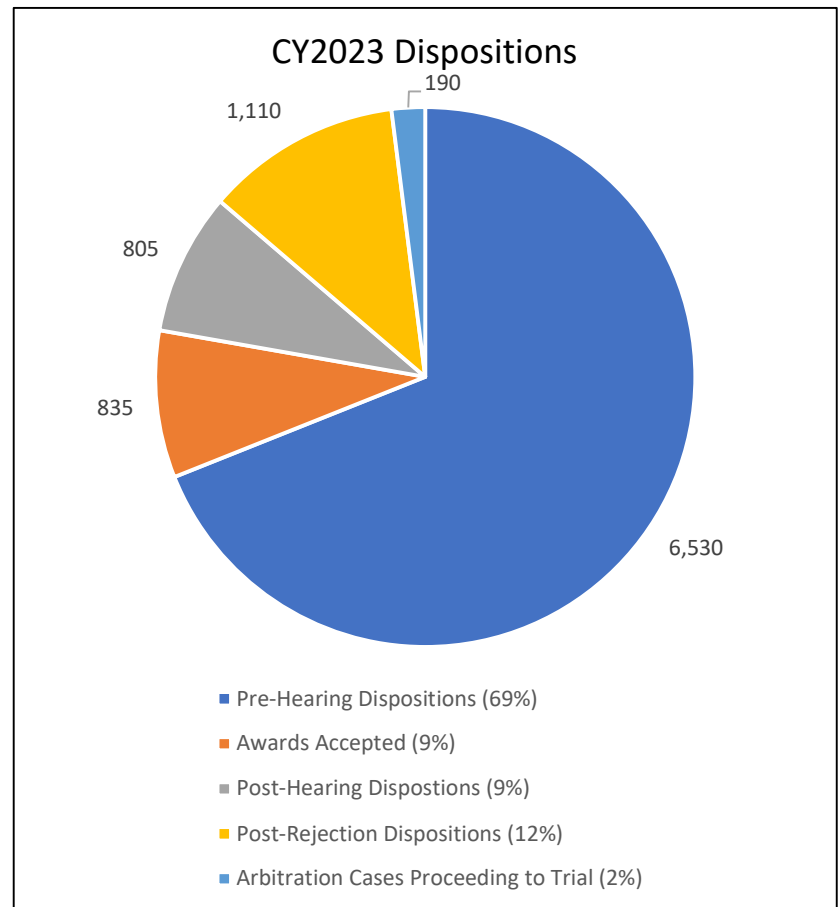
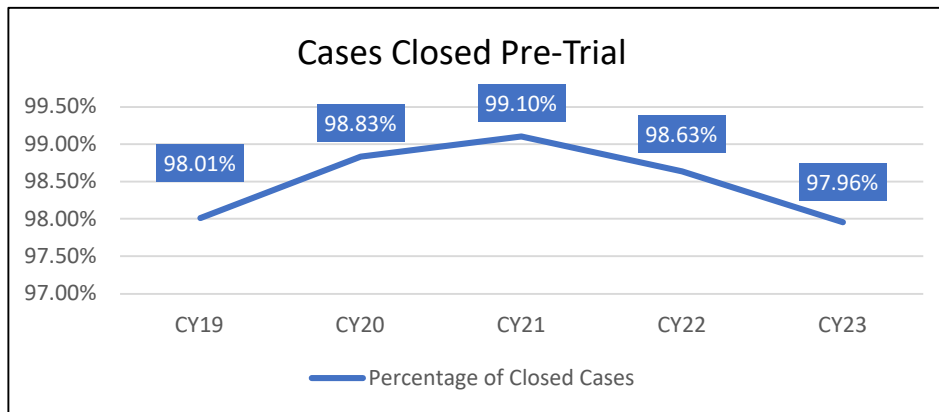
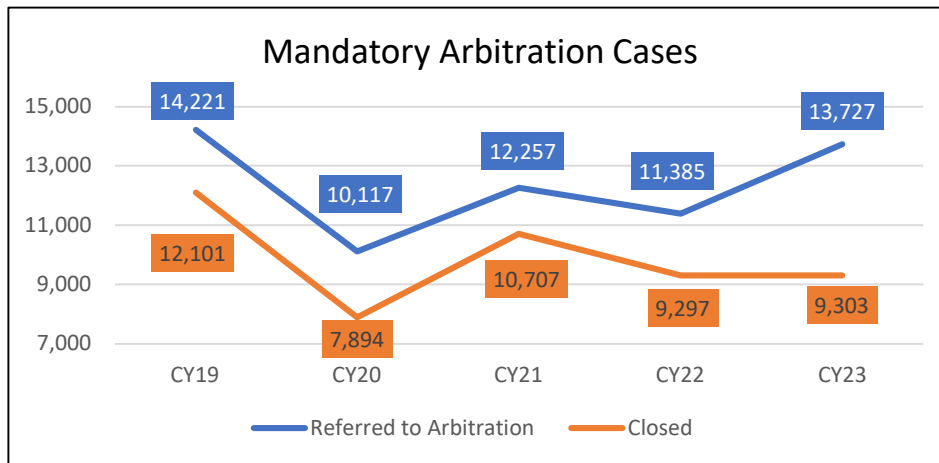
- ❖ Cases Open/Referred to Arbitration
  - number of cases filed and open in arbitration program as of a certain date
- ❖ Pre-Hearing Dispositions
  - number of cases closed prior to an arbitration hearing
- ❖ Arbitration Hearings
  - number of cases that had an arbitration hearing
- ❖ Awards Accepted
  - number of arbitration awards that were accepted by a party
- ❖ Post-Hearing Dispositions
  - number of cases closed after an arbitration hearing
- ❖ Awards Rejected
  - number of arbitration awards rejected by a party
- ❖ Post-Rejection Dispositions
  - number of cases closed after an award was rejected by a party
- ❖ Arbitration Cases Proceeding to Trial
  - number of cases that went to trial after an award was rejected

# MANDATORY ARBITRATION

## CY2023 Statewide Caseload\*

Cases Referred to Arbitration:	13,727
Cases Open as of Dec 31st:	28,320
Arbitration Hearings:	4,639
Awards Rejected:	1,668
Percent of Awards Rejected:	36%

Pre-Hearing Dispositions:	6,530
Awards Accepted:	835
Post-Hearing Dispositions:	805
Post-Rejection Dispositions:	1,110
Arbitration Cases Proceeding to Trial:	190
<b>Total Dispositions:</b>	<b>9,470</b>



Note: CY = Calendar Year

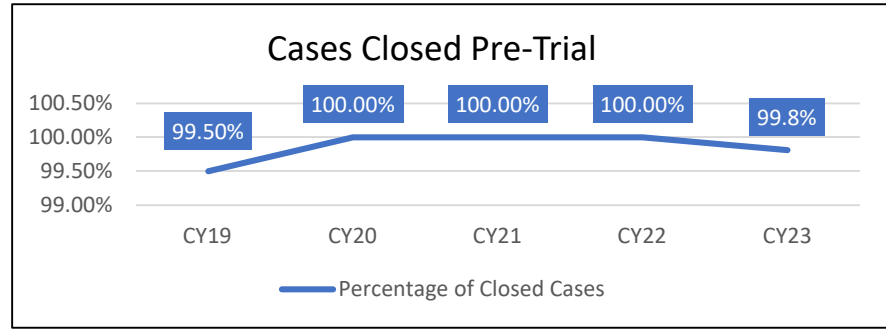
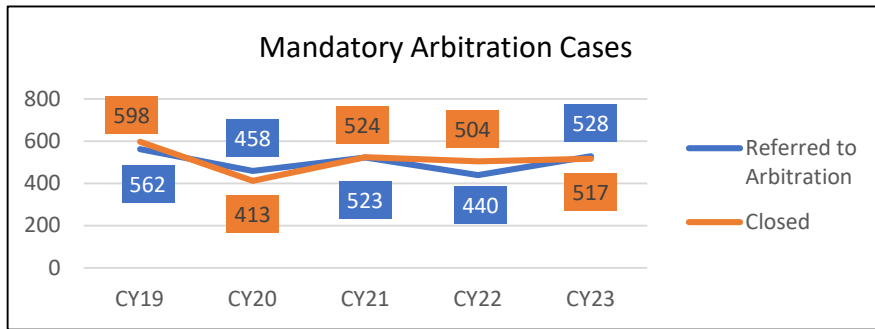
\* Kane County collections through September 2023

# MANDATORY ARBITRATION

## CY2023 Circuit Caseload

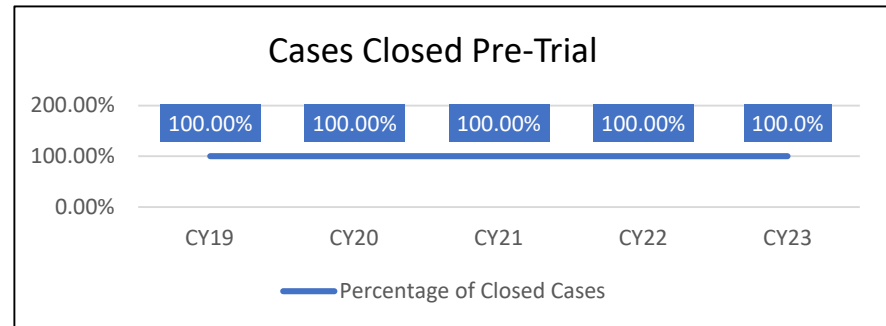
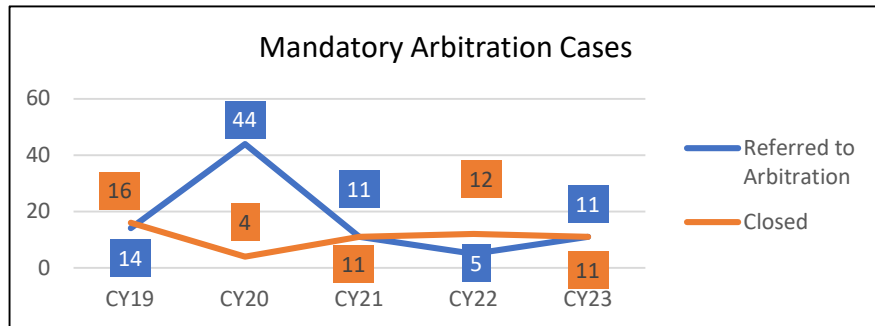
### Third Judicial Circuit - Madison County

Cases Referred to Arbitration:	Cases Pending:	Arbitration Hearings:	Awards Rejected:	Pre-Hearing Dispositions:	Awards Accepted:	Post-Hearing Dispositions:	Post-Rejection Dispositions:	Arbitration Cases Proceeding to Trial:	Total Dispositions:
528	375	26	7	480	8	9	19	1	517



### Eleventh Judicial Circuit - Ford County

Cases Referred to Arbitration:	Cases Pending:	Arbitration Hearings:	Awards Rejected:	Pre-Hearing Dispositions:	Awards Accepted:	Post-Hearing Dispositions:	Post-Rejection Dispositions:	Arbitration Cases Proceeding to Trial:	Total Dispositions:
11	31	1	1	11	0	0	0	0	11

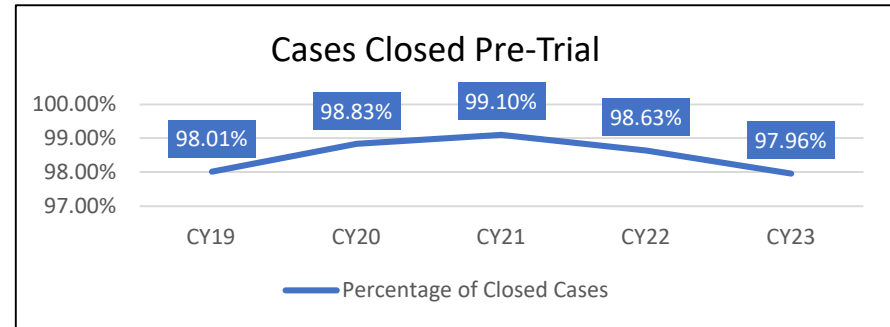
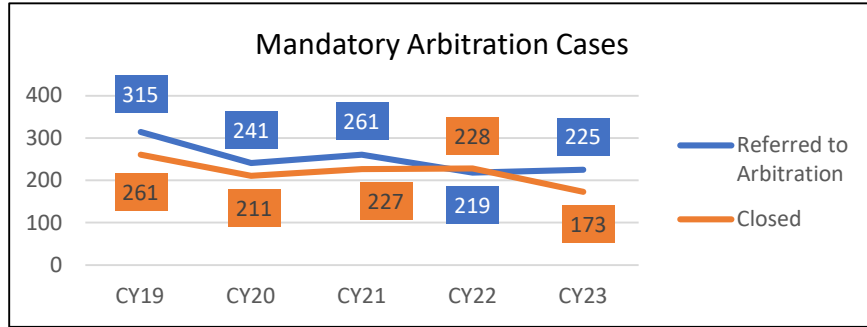


Note: CY = Calendar Year

# MANDATORY ARBITRATION

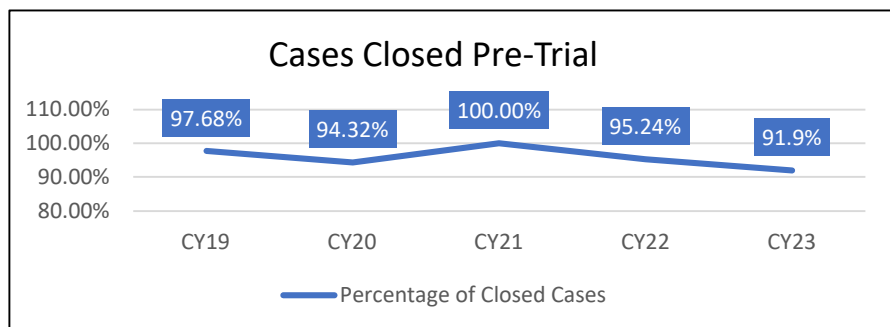
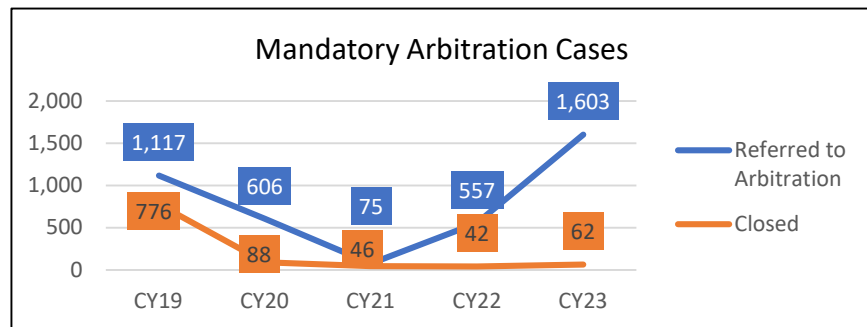
## Eleventh Judicial Circuit - McLean County

Cases Referred to Arbitration:	Cases Pending:	Arbitration Hearings:	Awards Rejected:	Pre-Hearing Dispositions:	Awards Accepted:	Post-Hearing Dispositions:	Post-Rejection Dispositions:	Arbitration Cases Proceeding to Trial:	Total Dispositions:
225	282	12	1	160	6	6	1	0	173



## Twelfth Judicial Circuit - Will County

Cases Referred to Arbitration:	Cases Pending:	Arbitration Hearings:	Awards Rejected:	Pre-Hearing Dispositions:	Awards Accepted:	Post-Hearing Dispositions:	Post-Rejection Dispositions:	Arbitration Cases Proceeding to Trial:	Total Dispositions:
1,603	5,287	33	21	10	9	10	28	5	62

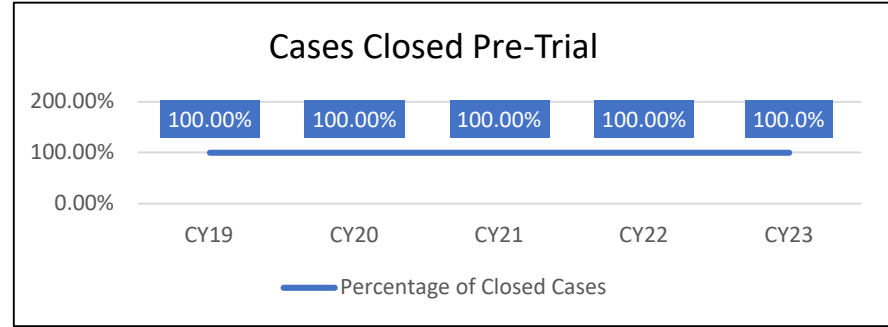
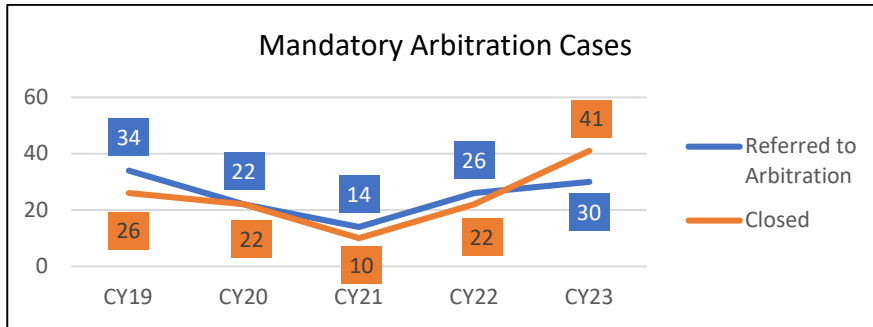


Note: CY = Calendar Year

# MANDATORY ARBITRATION

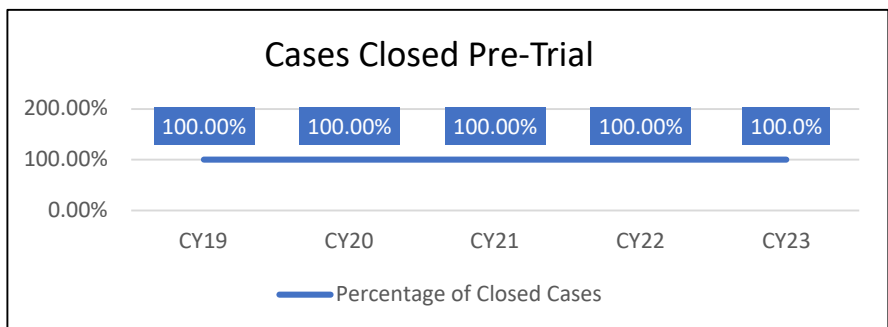
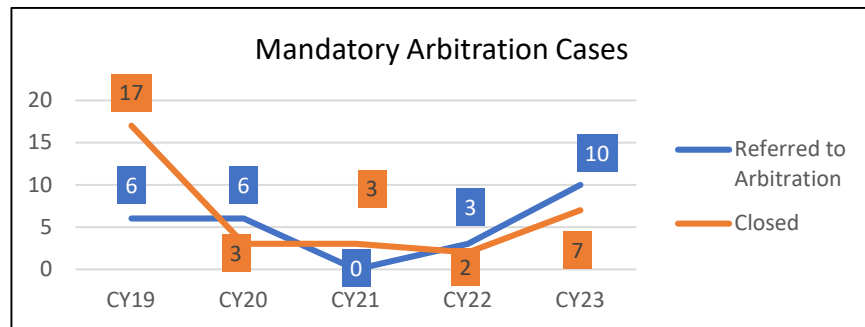
## Fourteenth Judicial Circuit - Henry County

Cases Referred to Arbitration:	Cases Pending:	Arbitration Hearings:	Awards Rejected:	Pre-Hearing Dispositions:	Awards Accepted:	Post-Hearing Dispositions:	Post-Rejection Dispositions:	Arbitration Cases Proceeding to Trial:	Total Dispositions:
30	13	1	0	40	0	0	0	0	22



## Fourteenth Judicial Circuit - Mercer County

Cases Referred to Arbitration:	Cases Pending:	Arbitration Hearings:	Awards Rejected:	Pre-Hearing Dispositions:	Awards Accepted:	Post-Hearing Dispositions:	Post-Rejection Dispositions:	Arbitration Cases Proceeding to Trial:	Total Dispositions:
10	10	0	0	7	0	0	0	0	2

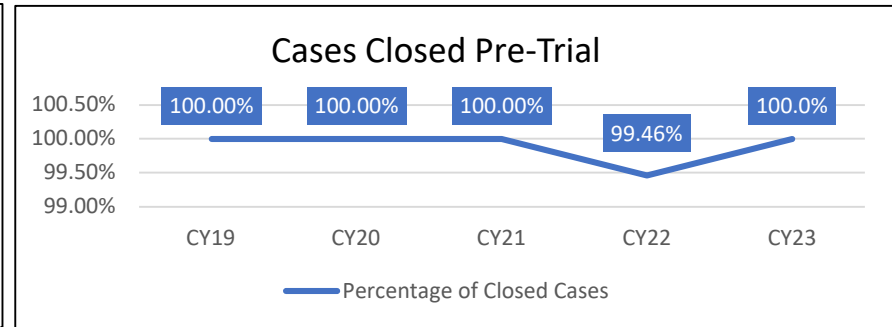
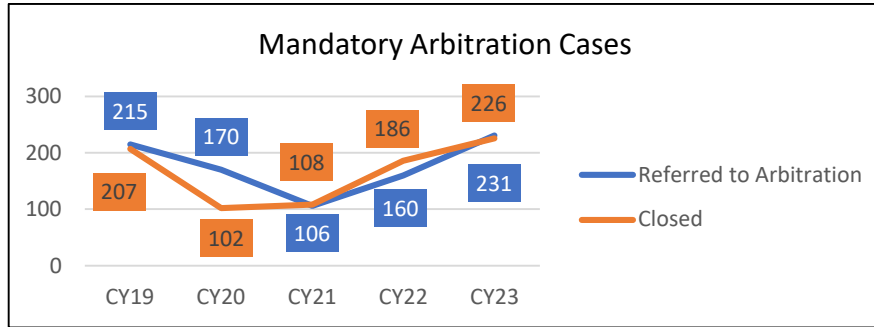


Note: CY = Calendar Year

# MANDATORY ARBITRATION

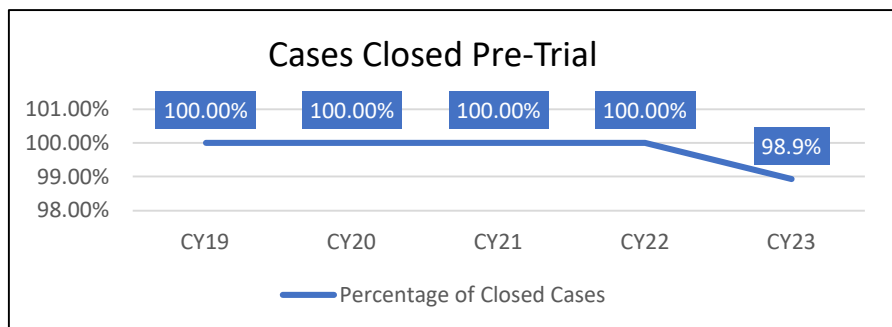
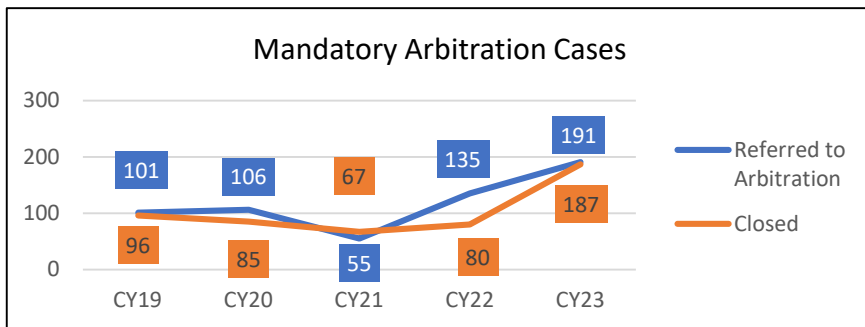
## Fourteenth Judicial Circuit - Rock Island County

Cases Referred to Arbitration:	Cases Pending:	Arbitration Hearings:	Awards Rejected:	Pre-Hearing Dispositions:	Awards Accepted:	Post-Hearing Dispositions:	Post-Rejection Dispositions:	Arbitration Cases Proceeding to Trial:	Total Dispositions:
231	279	7	2	220	2	2	2	0	226



## Fourteenth Judicial Circuit - Whiteside County

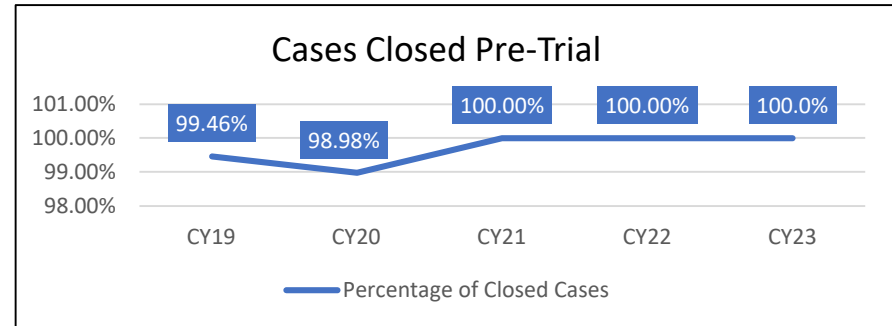
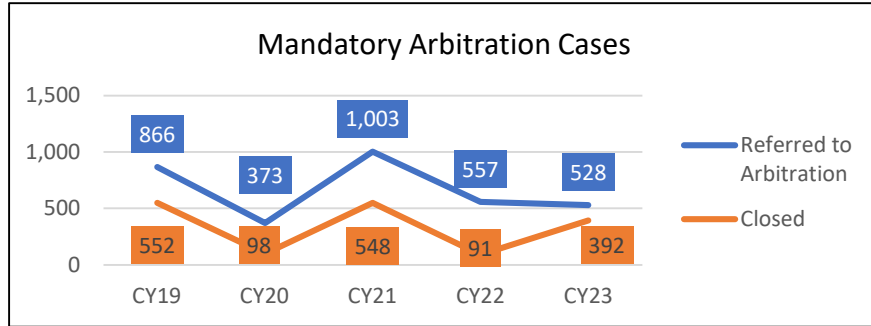
Cases Referred to Arbitration:	Cases Pending:	Arbitration Hearings:	Awards Rejected:	Pre-Hearing Dispositions:	Awards Accepted:	Post-Hearing Dispositions:	Post-Rejection Dispositions:	Arbitration Cases Proceeding to Trial:	Total Dispositions:
191	68	3	2	184	0	1	2	2	189



Note: CY = Calendar Year

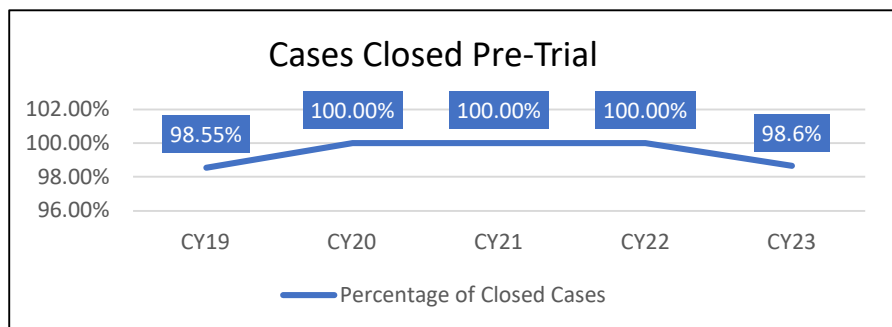
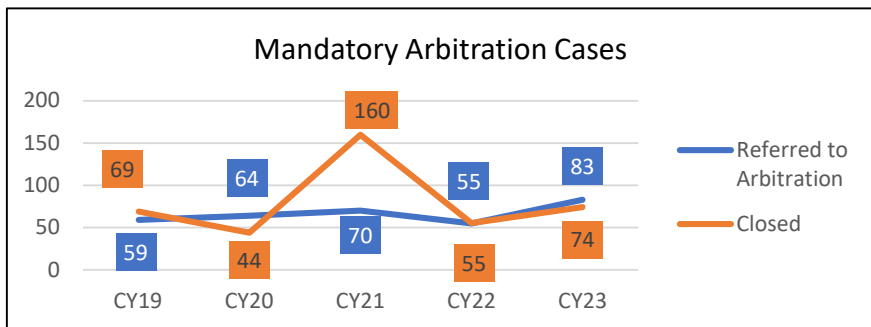
# MANDATORY ARBITRATION

Sixteenth Judicial Circuit - Kane County*									
Cases Referred to Arbitration:	Cases Pending:	Arbitration Hearings:	Awards Rejected:	Pre-Hearing Dispositions:	Awards Accepted:	Post-Hearing Dispositions:	Post-Rejection Dispositions:	Arbitration Cases Proceeding to Trial:	Total Dispositions:
528	4,060	17	3	363	6	16	7	0	392



\* Kane County data collection through September 2023

Seventeenth Judicial Circuit - Boone County									
Cases Referred to Arbitration:	Cases Pending:	Arbitration Hearings:	Awards Rejected:	Pre-Hearing Dispositions:	Awards Accepted:	Post-Hearing Dispositions:	Post-Rejection Dispositions:	Arbitration Cases Proceeding to Trial:	Total Dispositions:
83	38	1	0	71	1	1	0	1	74



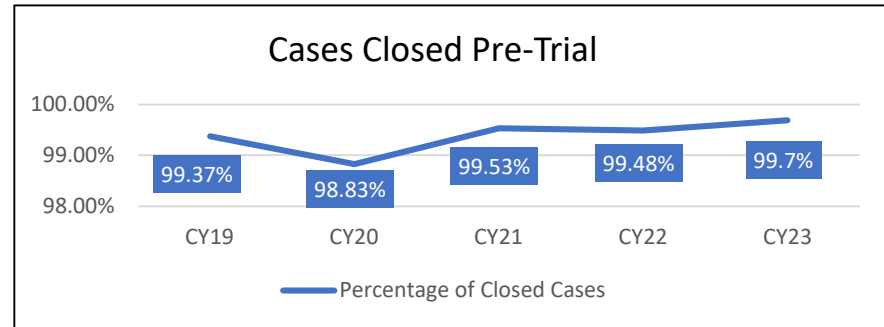
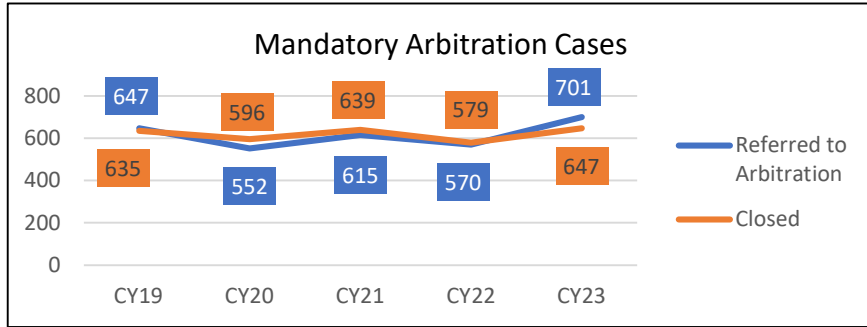
Note: CY = Calendar Year



# MANDATORY ARBITRATION

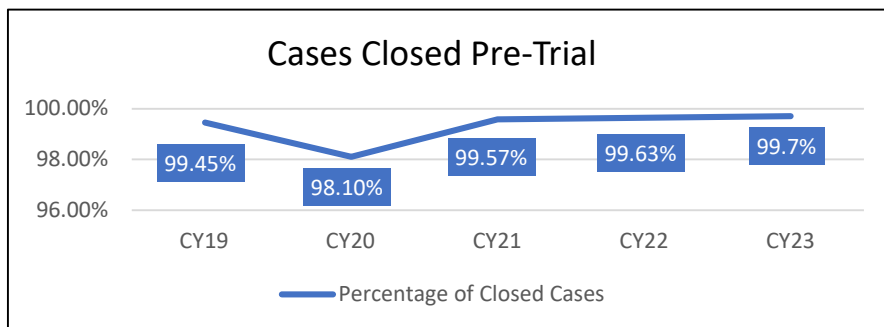
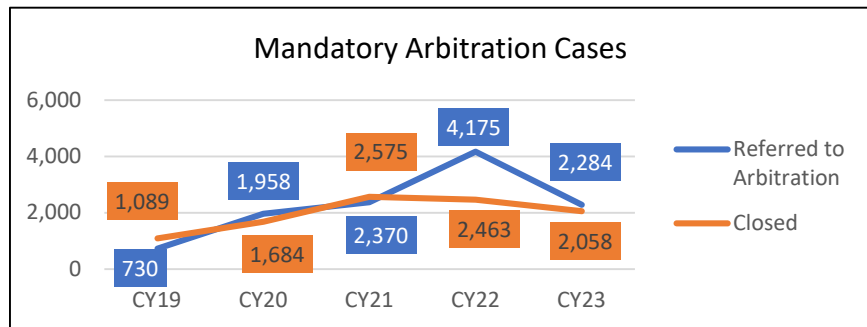
## Seventeenth Judicial Circuit - Winnebago County

Cases Referred to Arbitration:	Cases Pending:	Arbitration Hearings:	Awards Rejected:	Pre-Hearing Dispositions:	Awards Accepted:	Post-Hearing Dispositions:	Post-Rejection Dispositions:	Arbitration Cases Proceeding to Trial:	Total Dispositions:
701	372	45	20	601	8	18	18	2	<b>647</b>



## Eighteenth Judicial Circuit - DuPage County

Cases Referred to Arbitration:	Cases Pending:	Arbitration Hearings:	Awards Rejected:	Pre-Hearing Dispositions:	Awards Accepted:	Post-Hearing Dispositions:	Post-Rejection Dispositions:	Arbitration Cases Proceeding to Trial:	Total Dispositions:
2,284	1,808	171	104	1,850	34	47	121	6	<b>2,058</b>

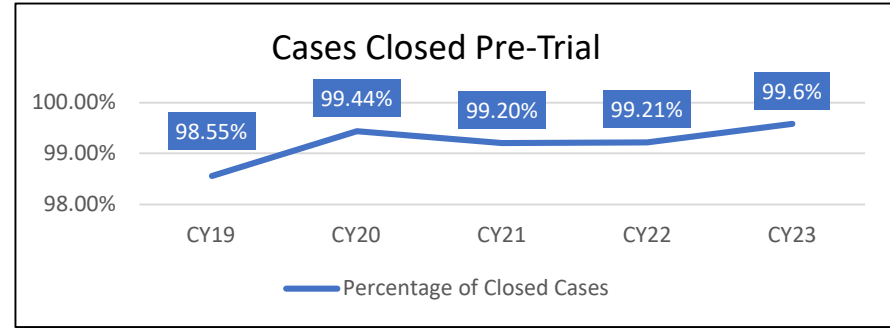
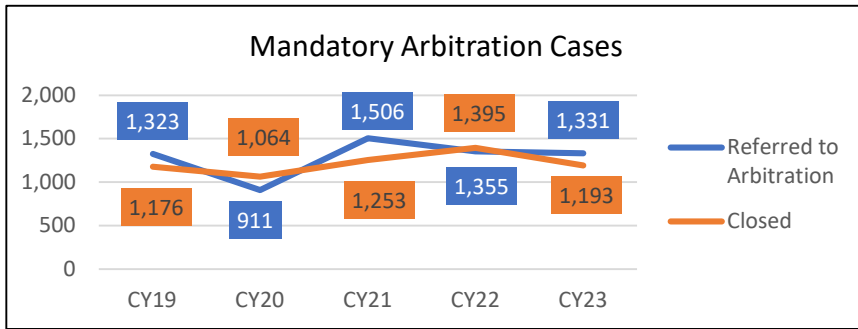


Note: CY = Calendar Year

# MANDATORY ARBITRATION

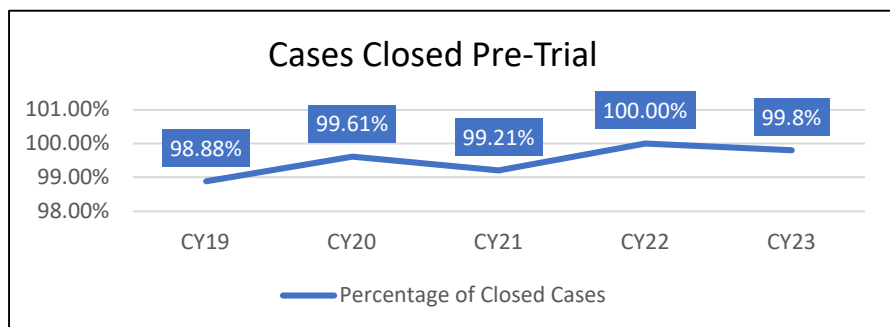
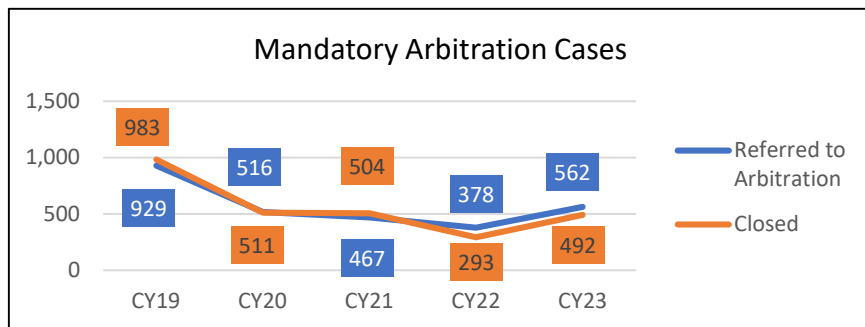
## Nineteenth Judicial Circuit - Lake County

Cases Referred to Arbitration:	Cases Pending:	Arbitration Hearings:	Awards Rejected:	Pre-Hearing Dispositions:	Awards Accepted:	Post-Hearing Dispositions:	Post-Rejection Dispositions:	Arbitration Cases Proceeding to Trial:	Total Dispositions:
1,331	998	126	54	1,079	27	30	52	5	1,193



## Twentieth Judicial Circuit - St. Clair County

Cases Referred to Arbitration:	Cases Pending:	Arbitration Hearings:	Awards Rejected:	Pre-Hearing Dispositions:	Awards Accepted:	Post-Hearing Dispositions:	Post-Rejection Dispositions:	Arbitration Cases Proceeding to Trial:	Total Dispositions:
562	291	30	7	457	19	8	7	1	492

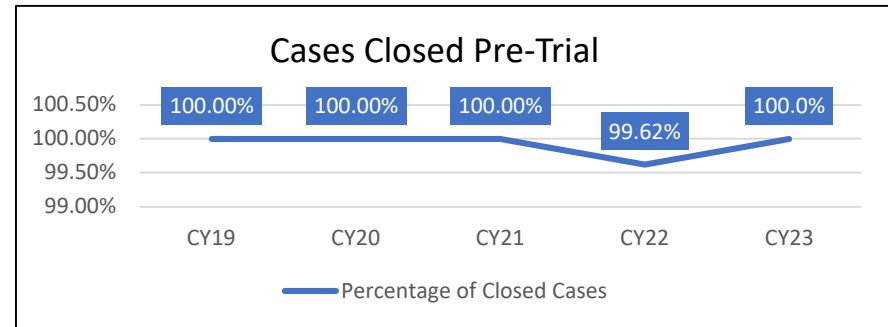
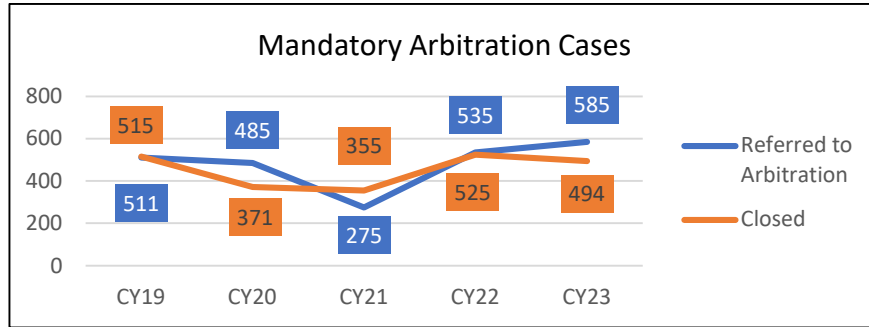


Note: CY = Calendar Year

# MANDATORY ARBITRATION

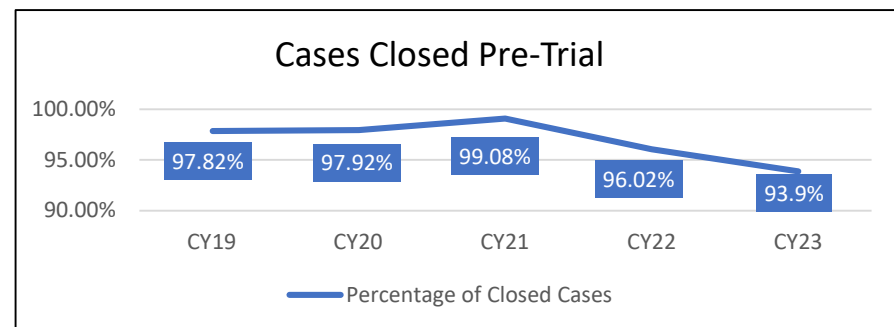
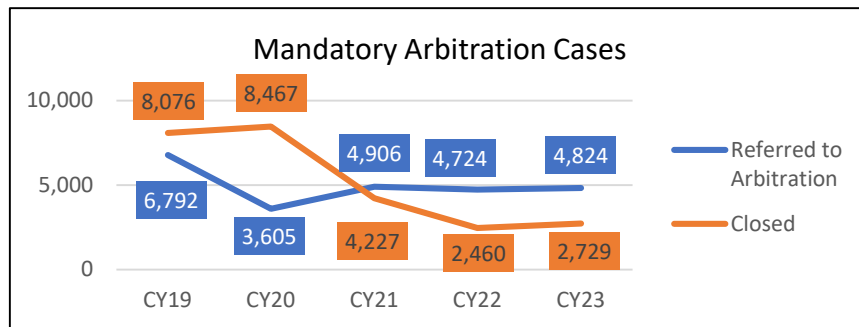
## Twenty-Second Judicial Circuit - McHenry County

Cases Referred to Arbitration:	Cases Pending:	Arbitration Hearings:	Awards Rejected:	Pre-Hearing Dispositions:	Awards Accepted:	Post-Hearing Dispositions:	Post-Rejection Dispositions:	Arbitration Cases Proceeding to Trial:	Total Dispositions:
585	308	46	18	450	9	19	16	0	494



## Circuit Court of Cook County

Cases Referred to Arbitration:	Cases Pending:	Arbitration Hearings:	Awards Rejected:	Pre-Hearing Dispositions:	Awards Accepted:	Post-Hearing Dispositions:	Post-Rejection Dispositions:	Arbitration Cases Proceeding to Trial:	Total Dispositions:
4,824	7,631	4,120	1,428	547	706	637	839	167	2,896



Note: CY = Calendar Year

# MANDATORY ARBITRATION

2023 Average Award Amounts and Average Number of Days (By Case Type)								
Arbitration Program		Automobile/ Subrogation	Collections	Contracts	Liability/Tort	Property Damage	Personal Injury	Other/ Unknown
Boone	Number of Cases	N/A	N/A	1	N/A	N/A	N/A	N/A
	Average Award	N/A	N/A	\$ 15,339.69	N/A	N/A	N/A	N/A
	Average Number of Days	N/A	N/A	384	N/A	N/A	N/A	N/A
*Cook	Number of Cases	N/A	N/A	N/A	N/A	N/A	N/A	N/A
	Average Award	N/A	N/A	N/A	N/A	N/A	N/A	N/A
	Average Number of Days	N/A	N/A	N/A	N/A	N/A	N/A	N/A
DuPage	Number of Cases	2	N/A	15	87	N/A	N/A	79
	Average Award	\$ 27,890.52	N/A	\$ 11,232.33	\$ 5,747.21	N/A	N/A	\$ 14,336.63
	Average Number of Days	1,025.50	N/A	741.7	306.1	N/A	N/A	359.1
Ford	Number of Cases	N/A	N/A	N/A	N/A	N/A	N/A	1
	Average Award	N/A	N/A	N/A	N/A	N/A	N/A	\$ 13,322.28
	Average Number of Days	N/A	N/A	N/A	N/A	N/A	N/A	222
Henry	Number of Cases	N/A	N/A	N/A	N/A	N/A	N/A	1
	Average Award	N/A	N/A	N/A	N/A	N/A	N/A	\$ 31,701.01
	Average Number of Days	N/A	N/A	N/A	N/A	N/A	N/A	645
**Kane	Number of Cases	9	2	4	N/A	N/A	2	N/A
	Average Award	\$ 7,669.33	\$ 27,725.50	\$ 15,102.50	N/A	N/A	\$ 5,250.00	N/A
	Average Number of Days	204.1	319	481.8	N/A	N/A	125.5	N/A
Lake	Number of Cases	49	24	22	N/A	5	30	2
	Average Award	\$ 7,839.09	\$ 15,490.42	\$ 8,485.42	N/A	\$ 5,159.48	\$ 20,972.81	\$ -
	Average Number of Days	197.3	369.7	485.5	N/A	401.8	307	227
Madison	Number of Cases	8	1	7	3	N/A	5	2
	Average Award	\$ 15,750.00	\$ 11,220.81	\$ 8,996.85	\$ -	N/A	\$ 13,510.85	\$ 7,226.50
	Average Number of Days	307.3	192	314.7	239	N/A	346.8	257
McHenry	Number of Cases	19	20	6	N/A	N/A	1	N/A
	Average Award	\$ 11,035.13	\$ 14,645.73	\$ 24,231.37	N/A	N/A	\$ 10,000.00	N/A
	Average Number of Days	162.5	236.8	352.7	N/A	N/A	65	N/A

\*Cook County collections methods does not allows for breakdown data

\*\* Kane County collections through September 2023

# MANDATORY ARBITRATION

2023 Average Award Amounts and Average Number of Days (By Case Type)								
Arbitration Program		Automobile/ Subrogation	Collections	Contracts	Liability/Tort	Property Damage	Personal Injury	Other/ Unknown
McLean	Number of Cases	N/A	1	6	3	N/A	2	N/A
	Average Award	N/A	\$ 12,224.94	\$ 8,060.50	\$ 17,806.79	N/A	\$ 15,867.50	N/A
	Average Number of Days	N/A	1,774	540	911	N/A	1,039.50	N/A
Mercer	Number of Cases	N/A	N/A	N/A	N/A	N/A	N/A	N/A
	Average Award	N/A	N/A	N/A	N/A	N/A	N/A	N/A
	Average Number of Days	N/A	N/A	N/A	N/A	N/A	N/A	N/A
Rock Island	Number of Cases	N/A	N/A	3	N/A	N/A	1	3
	Average Award	N/A	N/A	\$ 16,786.08	N/A	N/A	\$ -	\$ 14,150.62
	Average Number of Days	N/A	N/A	148.3	N/A	N/A	939	1,255
St. Clair	Number of Cases	N/A	4	7	2	2	15	N/A
	Average Award	N/A	\$ 3,820.87	\$ 20,227.29	\$ 15,000.00	\$ 13,571.01	\$ 26,812.48	N/A
	Average Number of Days	N/A	242.75	549.4	277	423.5	554.6	N/A
Whiteside	Number of Cases	N/A	N/A	1	N/A	N/A	N/A	2
	Average Award	N/A	N/A	\$ -	N/A	N/A	N/A	\$ 25,000.00
	Average Number of Days	N/A	N/A	\$ 524.00	N/A	N/A	N/A	990
Will	Number of Cases	N/A	N/A	N/A	N/A	N/A	N/A	33
	Average Award	N/A	N/A	N/A	N/A	N/A	N/A	\$ 15,513.93
	Average Number of Days	N/A	N/A	N/A	N/A	N/A	N/A	379.8
Winnebago	Number of Cases	13	6	10	N/A	1	18	1
	Average Award	\$ 7,004.60	\$ 9,510.70	\$ 13,402.67	N/A	\$ 5,907.28	\$ 17,775.28	\$ -
	Average Number of Days	179.2	316.3	342.2	N/A	161	477.8	296

**ADULT AND JUVENILE  
PROBATION  
AND  
SUPERVISED PRETRIAL  
RELEASE**

# ABBREVIATIONS

Explanations for abbreviations used in column headings in this section are explained below.

<b>Admin.</b>	<b>Administrative Cases:</b> Cases still active but not under direct supervision.
<b>PSI</b>	<b>Presentence Investigation:</b> A comprehensive written background investigation report on a convicted offender prepared by the probation department to provide information to the court to determine an appropriate sentence.
<b>Abbrev. PSI</b>	<b>Abbreviated Presentence Investigation:</b> Sometimes referred to as a "short form" presentence investigation, this is a less-comprehensive report permitted in less serious (i.e., misdemeanor) criminal cases.
<b>CUS</b>	<b>Continued Under Supervision:</b> A juvenile case which is under court order and probation supervision without a formal finding of delinquency.
<b>TASC</b>	<b>Treatment Alternatives for Special Clients:</b> A state-designated private agency licensed to provide substance abuse assessment, referral, and case monitoring services for criminal defendants/offenders with chemical dependency problems.
<b>Supp. Social Hist.</b>	<b>Social Support History:</b> Refers to those reports that are filed to assist the court in entering subsequent dispositional orders.
<b>Alt. Ed</b>	<b>Alternative Education:</b> Disciplinary Placements in Alternative Schools
<b>UDIS</b>	<b>Unified Delinquency Intervention Services:</b> Program services provided to youth between the ages of 13 and 17 who are at risk of placement into the Department of Corrections.
<b>JTPA</b>	<b>Job Training Partnership Act:</b> Program that provides training activities to prepare income eligible persons for employment.

# ACTIVE ADULT CASELOAD AS OF DECEMBER 31, 2023

Circuit	County	Felony	Misdemeanor	DUI	Traffic	Total	Admin.
1st	Alexander	61	14	1	3	79	36
	Jackson	341	109	24	16	490	77
	Johnson	75	18	3	4	100	53
	Massac	143	28	4	8	183	199
	Pope	22	6	2	0	30	24
	Pulaski	50	12	5	1	68	46
	Saline	327	132	18	6	483	82
	Union	109	26	6	1	142	78
	Williamson	370	214	46	65	695	272
<b>1st Circuit Total</b>		<b>1,498</b>	<b>559</b>	<b>109</b>	<b>104</b>	<b>2,270</b>	<b>867</b>
2nd	Crawford	133	18	13	0	164	0
	Edwards	60	15	6	1	82	18
	Franklin	250	61	9	0	320	37
	Gallatin	47	7	2	0	56	5
	Hamilton	65	13	5	0	83	26
	Hardin	37	7	6	0	50	7
	Jefferson	384	70	108	11	573	47
	Lawrence	98	13	1	1	113	51
	Richland	264	78	14	0	356	73
	Wabash	49	31	6	0	86	29
	Wayne	108	51	10	8	177	32
	White	165	33	2	7	207	25
	<b>2nd Circuit Total</b>		<b>1,660</b>	<b>397</b>	<b>182</b>	<b>28</b>	<b>2,267</b>
3rd	Bond	120	22	4	8	154	133
	Madison	1,716	199	74	0	1,989	1,172
<b>3rd Circuit Total</b>		<b>1,836</b>	<b>221</b>	<b>78</b>	<b>8</b>	<b>2,143</b>	<b>1,305</b>
4th	Christian	192	84	73	8	357	111
	Clay	108	57	23	6	194	45
	Clinton	74	23	12	5	114	272
	Effingham	236	131	33	14	414	275
	Fayette	166	38	14	5	223	260
	Jasper	46	48	29	2	125	8
	Marion	313	180	64	26	583	260
	Montgomery	87	14	5	0	106	412
	Shelby	104	37	15	0	156	108
<b>4th Circuit Total</b>		<b>1,326</b>	<b>612</b>	<b>268</b>	<b>66</b>	<b>2,272</b>	<b>1,751</b>
5th	Clark	97	37	4	3	141	28
	Coles	480	83	19	9	591	209
	Cumberland	48	8	4	1	61	86
	Edgar	125	31	4	1	161	52
	Vermilion	601	156	77	4	838	561
<b>5th Circuit Total</b>		<b>1,351</b>	<b>315</b>	<b>108</b>	<b>18</b>	<b>1,792</b>	<b>936</b>



# ACTIVE ADULT CASELOAD

Circuit	County	Felony	Misdemeanor	DUI	Traffic	Total	Admin.
6th	Champaign	950	145	134	0	1,229	343
	DeWitt	0	0	0	0	0	0
	Douglas	62	51	45	5	163	202
	Macon	862	130	18	0	1,010	300
	Moultrie	62	35	29	3	129	138
	Piatt	39	93	3	0	135	48
<b>6th Circuit Total</b>		<b>1,975</b>	<b>454</b>	<b>229</b>	<b>8</b>	<b>2,666</b>	<b>1,031</b>
7th	Greene	72	48	0	0	120	108
	Jersey	150	11	21	3	185	157
	Macoupin	305	64	41	0	410	163
	Morgan	0	0	0	0	0	0
	Sangamon	686	209	42	6	943	1,066
	Scott	15	13	0	0	28	22
<b>7th Circuit Total</b>		<b>1,228</b>	<b>345</b>	<b>104</b>	<b>9</b>	<b>1,686</b>	<b>1,516</b>
8th	Adams	478	79	43	5	605	199
	Brown	10	9	5	0	24	24
	Calhoun	29	11	7	0	47	46
	Cass	46	19	9	0	74	60
	Mason	59	19	15	4	97	26
	Menard	10	10	2	0	22	34
	Pike	151	61	29	2	243	169
	Schuyler	31	16	13	0	60	39
<b>8th Circuit Total</b>		<b>814</b>	<b>224</b>	<b>123</b>	<b>11</b>	<b>1,172</b>	<b>597</b>
9th	Fulton	101	18	2	0	121	30
	Hancock	70	8	2	0	80	65
	Henderson	27	3	1	0	31	28
	Knox	176	25	1	1	203	57
	McDonough	57	14	3	2	76	25
	Warren	49	8	0	1	58	33
<b>9th Circuit Total</b>		<b>480</b>	<b>76</b>	<b>9</b>	<b>4</b>	<b>569</b>	<b>238</b>
10th	Marshall	2	0	0	0	2	106
	Peoria	586	54	30	19	689	1,337
	Putnam	10	11	2	0	23	39
	Stark	21	9	1	0	31	92
	Tazewell	403	134	69	11	617	1,078
<b>10th Circuit Total</b>		<b>1,022</b>	<b>208</b>	<b>102</b>	<b>30</b>	<b>1,362</b>	<b>2,652</b>
11th	Ford	66	24	21	0	111	90
	Livingston	223	42	9	5	279	790
	Logan	147	70	7	0	224	512
	McLean	1,173	90	40	44	1,347	288
	Woodford	201	83	40	11	335	1,060
<b>11th Circuit Total</b>		<b>1,810</b>	<b>309</b>	<b>117</b>	<b>60</b>	<b>2,296</b>	<b>2,740</b>

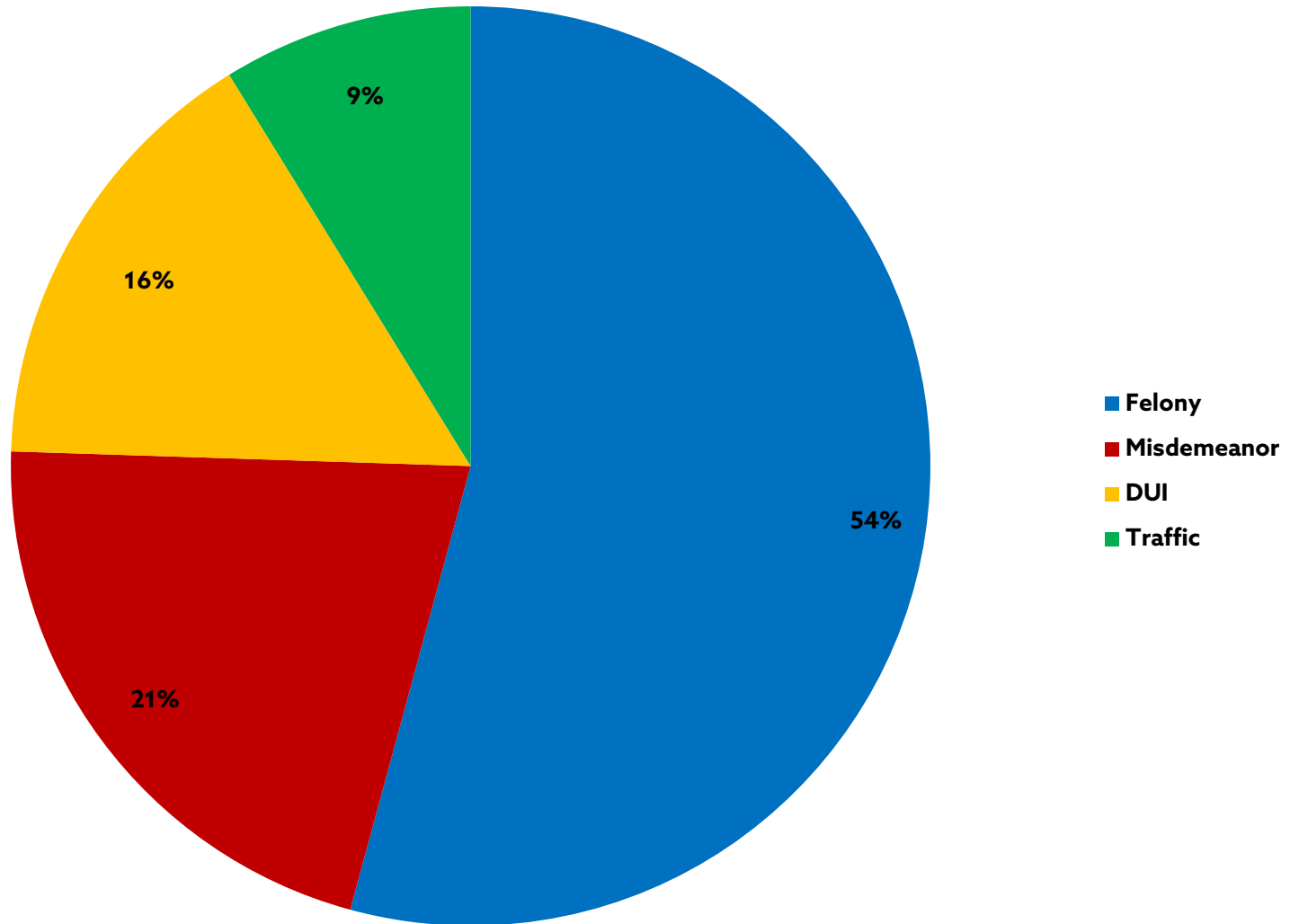
Note: Due to changes in Morgan County's case management system, probation data in this report only covers the period of January - May 2023.

# ACTIVE ADULT CASELOAD

Circuit	County	Felony	Misdemeanor	DUI	Traffic	Total	Admin.
<b>12th</b>	<b>Will</b>	<b>1,197</b>	<b>252</b>	<b>11</b>	<b>16</b>	<b>1,476</b>	<b>464</b>
13th	Bureau	90	19	4	1	114	62
	Grundy	137	16	1	0	154	182
	LaSalle	458	43	2	1	504	173
<b>13th Circuit Total</b>		<b>685</b>	<b>78</b>	<b>7</b>	<b>2</b>	<b>772</b>	<b>417</b>
14th	Henry	124	48	13	0	185	454
	Mercer	59	11	0	0	70	118
	Rock Island	655	224	364	62	1,305	368
	Whiteside	297	59	87	29	472	380
<b>14th Circuit Total</b>		<b>1,135</b>	<b>342</b>	<b>464</b>	<b>91</b>	<b>2,032</b>	<b>1,320</b>
15th	Carroll	37	13	2	0	52	202
	Jo Daviess	37	72	27	0	136	80
	Lee	149	52	14	17	232	371
	Ogle	197	51	50	0	298	430
	Stephenson	292	438	66	24	820	321
<b>15th Circuit Total</b>		<b>712</b>	<b>626</b>	<b>159</b>	<b>41</b>	<b>1,538</b>	<b>1,404</b>
<b>16th</b>	<b>Kane</b>	<b>1,510</b>	<b>468</b>	<b>187</b>	<b>9</b>	<b>2,174</b>	<b>1,591</b>
17th	Boone	174	72	39	0	285	418
	Winnebago	1,632	248	123	3	2,006	2,797
<b>17th Circuit Total</b>		<b>1,806</b>	<b>320</b>	<b>162</b>	<b>3</b>	<b>2,291</b>	<b>3,215</b>
<b>18th</b>	<b>DuPage</b>	<b>1,677</b>	<b>644</b>	<b>369</b>	<b>113</b>	<b>2,803</b>	<b>2,426</b>
<b>19th</b>	<b>Lake</b>	<b>1,072</b>	<b>455</b>	<b>261</b>	<b>157</b>	<b>1,945</b>	<b>855</b>
<b>20th</b>	<b>St. Clair</b>	<b>1,720</b>	<b>125</b>	<b>13</b>	<b>4</b>	<b>1,862</b>	<b>794</b>
21st	Iroquois	116	8	6	1	131	76
	Kankakee	433	84	0	0	517	118
<b>21st Circuit Total</b>		<b>549</b>	<b>92</b>	<b>6</b>	<b>1</b>	<b>648</b>	<b>194</b>
<b>22nd</b>	<b>McHenry</b>	<b>563</b>	<b>147</b>	<b>72</b>	<b>26</b>	<b>808</b>	<b>276</b>
23rd	DeKalb	339	72	0	0	411	508
	Kendall	157	73	0	0	230	667
<b>23rd Circuit Total</b>		<b>496</b>	<b>145</b>	<b>0</b>	<b>0</b>	<b>641</b>	<b>1,175</b>
24th	Monroe	253	11	2	1	267	154
	Perry	108	14	1	0	123	80
	Randolph	188	14	0	0	202	122
	Washington	60	6	3	0	69	109
<b>24th Circuit Total</b>		<b>609</b>	<b>45</b>	<b>6</b>	<b>1</b>	<b>661</b>	<b>465</b>
Cook	Adult	20,011	3,833	540	52	24,436	0
	Social Service	1,631	8,491	10,894	7,313	28,329	239
<b>Cook County Total</b>		<b>21,642</b>	<b>12,324</b>	<b>11,434</b>	<b>7,365</b>	<b>52,765</b>	<b>239</b>
<b>Statewide Total</b>		<b>50,373</b>	<b>19,783</b>	<b>14,580</b>	<b>8,175</b>	<b>92,911</b>	<b>28,818</b>

# ACTIVE ADULT CASELOAD

## Statewide Active Adult Caseload



# PRETRIAL ELIGIBILITY & RELEASE TOTALS FOR THE YEAR 2023

Circuit	County	Eligibility			Pretrial Release	
		Eligible	Released Prior to Interview	Investigated	No Supervision	Supervision
1st	Alexander	0	0	103	0	26
	Jackson	0	0	876	139	0
	Johnson	0	0	27	0	13
	Massac	0	0	202	0	75
	Pope	0	0	13	0	7
	Pulaski	0	0	81	0	64
	Saline	0	0	455	0	118
	Union	0	0	192	0	164
	Williamson	0	0	1,502	0	181
	<b>1st Circuit Total</b>		<b>0</b>	<b>0</b>	<b>3,451</b>	<b>139</b>
2nd	Crawford	0	0	227	0	55
	Edwards	0	0	94	0	19
	Franklin	0	0	559	0	53
	Gallatin	0	0	61	0	6
	Hamilton	0	0	95	0	22
	Hardin	0	0	31	0	3
	Jefferson	0	0	474	0	68
	Lawrence	0	0	237	0	49
	Richland	0	0	222	0	91
	Wabash	0	0	101	0	91
	Wayne	0	0	224	0	45
	White	0	0	217	0	5
	<b>2nd Circuit Total</b>		<b>0</b>	<b>0</b>	<b>2,542</b>	<b>0</b>
3rd	Bond	0	0	128	0	71
	Madison*	2,163	74	2,668	769	30
<b>3rd Circuit Total</b>		<b>2,163</b>	<b>74</b>	<b>2,796</b>	<b>769</b>	<b>101</b>
4th	Christian	0	0	276	0	213
	Clay	0	0	144	0	22
	Clinton	0	0	299	0	32
	Effingham	0	0	404	0	120
	Fayette	0	0	375	0	319
	Jasper	0	0	87	0	23
	Marion	0	0	554	0	257
	Montgomery	0	0	493	0	472
	Shelby	0	0	183	0	109
<b>4th Circuit Total</b>		<b>0</b>	<b>0</b>	<b>2,815</b>	<b>0</b>	<b>1,567</b>
5th	Clark	0	0	80	0	20
	Coles	0	0	348	0	898
	Cumberland	0	0	47	0	18
	Edgar	0	0	154	0	72
	Vermilion	0	0	1,335	0	266
<b>5th Circuit Total</b>		<b>0</b>	<b>0</b>	<b>1,964</b>	<b>0</b>	<b>1,274</b>

\*County reported Pretrial Program Data.

# PRETRIAL ELIGIBILITY & RELEASE

Circuit	County	Eligibility			Pretrial Release	
		Eligible	Released Prior to Interview	Investigated	No Supervision	Supervision
6th	Champaign	0	0	1,996	0	254
	DeWitt	0	0	79	0	1
	Douglas	0	0	164	0	83
	Macon*	1,295	0	1,292	211	8
	Moultrie	0	0	83	0	40
	Piatt	0	0	53	0	0
<b>6th Circuit Total</b>		<b>1,295</b>	<b>0</b>	<b>3,667</b>	<b>211</b>	<b>386</b>
7th	Greene	0	0	110	0	25
	Jersey	0	0	179	0	113
	Macoupin	0	0	496	0	62
	Morgan*	245	0	245	207	9
	Sangamon*	634	0	1,044	9	176
	Scott	0	0	26	0	21
<b>7th Circuit Total</b>		<b>879</b>	<b>0</b>	<b>2,100</b>	<b>216</b>	<b>406</b>
8th	Adams*	617	12	605	195	198
	Brown	0	0	15	0	43
	Calhoun	0	0	31	0	24
	Cass	0	0	68	0	35
	Mason	0	0	80	0	28
	Menard	0	0	49	0	28
	Pike	0	0	102	0	79
	Schuyler	0	0	35	0	35
<b>8th Circuit Total</b>		<b>617</b>	<b>12</b>	<b>985</b>	<b>195</b>	<b>470</b>
9th	Fulton*	190	0	188	157	37
	Hancock*	83	0	78	47	36
	Henderson*	36	0	34	20	6
	Knox*	335	0	331	254	76
	McDonough*	164	0	165	121	9
	Warren*	73	0	72	50	21
<b>9th Circuit Total</b>		<b>881</b>	<b>0</b>	<b>868</b>	<b>649</b>	<b>185</b>
10th	Marshall	0	0	59	0	7
	Peoria*	513	0	515	122	147
	Putnam	0	0	6	0	1
	Stark	0	0	35	0	0
	Tazewell*	968	55	390	121	247
<b>10th Circuit Total</b>		<b>1,481</b>	<b>55</b>	<b>1,005</b>	<b>243</b>	<b>402</b>
11th	Ford	0	0	137	0	140
	Livingston	0	0	500	0	51
	Logan	0	0	203	0	69
	McLean*	1,835	231	1,985	1,398	69
	Woodford*	261	51	237	88	175
<b>11th Circuit Total</b>		<b>2,096</b>	<b>282</b>	<b>3,062</b>	<b>1,486</b>	<b>504</b>

\* County reported pretrial program data.

Note: Due to changes in Morgan County's case management system, probation data in this report only covers the period of January - May 2023.

# PRETRIAL ELIGIBILITY & RELEASE

Circuit	County	Eligibility			Pretrial Release	
		Eligible	Released Prior to Interview	Investigated	No Supervision	Supervision
<b>12th</b>	<b>Will*</b>	<b>2,088</b>	<b>1</b>	<b>2,289</b>	<b>715</b>	<b>807</b>
13th	Bureau	0	0	121	0	6
	Grundy	0	0	327	0	19
	LaSalle	0	0	443	0	49
<b>13th Circuit Total</b>		<b>0</b>	<b>0</b>	<b>891</b>	<b>0</b>	<b>74</b>
14th	Henry	0	0	405	0	88
	Mercer	0	0	184	0	75
	Rock Island*	1,125	18	1,071	149	279
	Whiteside	0	0	384	0	366
<b>14th Circuit Total</b>		<b>1,125</b>	<b>18</b>	<b>2,044</b>	<b>149</b>	<b>808</b>
15th	Carroll*	291	0	0	0	51
	Jo Daviess*	104	3	101	18	88
	Lee*	286	66	221	26	169
	Ogle*	212	0	217	77	42
	Stephenson*	496	0	407	88	30
<b>15th Circuit Total</b>		<b>1,389</b>	<b>69</b>	<b>946</b>	<b>209</b>	<b>380</b>
<b>16th</b>	<b>Kane*</b>	<b>3,717</b>	<b>13</b>	<b>61</b>	<b>291</b>	<b>2,789</b>
17th	Boone*	341	0	341	0	218
	Winnebago*	3,025	10	3,009	0	1,014
<b>17th Circuit Total</b>		<b>3,366</b>	<b>10</b>	<b>3,350</b>	<b>0</b>	<b>1,232</b>
<b>18th</b>	<b>DuPage*</b>	<b>902</b>	<b>123</b>	<b>603</b>	<b>0</b>	<b>2,265</b>
<b>19th</b>	<b>Lake*</b>	<b>4,037</b>	<b>0</b>	<b>4,037</b>	<b>121</b>	<b>2,207</b>
<b>20th</b>	<b>St. Clair</b>	<b>568</b>	<b>0</b>	<b>2,073</b>	<b>932</b>	<b>158</b>
21st	Iroquois	0	0	167	3	0
	Kankakee*	628	2	0	160	122
<b>21st Circuit Total</b>		<b>628</b>	<b>2</b>	<b>167</b>	<b>163</b>	<b>122</b>
<b>22nd</b>	<b>McHenry*</b>	<b>1,596</b>	<b>0</b>	<b>1,596</b>	<b>1,476</b>	<b>120</b>
23rd	DeKalb*	892	0	892	349	253
	Kendall*	701	8	702	485	178
<b>23rd Circuit Total</b>		<b>1,593</b>	<b>8</b>	<b>1,594</b>	<b>834</b>	<b>431</b>
24th	Monroe	0	0	179	0	98
	Perry	0	0	203	0	121
	Randolph	0	0	343	0	149
	Washington	0	0	145	0	122
<b>24th Circuit Total</b>		<b>568</b>	<b>0</b>	<b>2,073</b>	<b>932</b>	<b>158</b>
<b>Cook</b>	Adult*	<b>18,577</b>	<b>0</b>	<b>19,051</b>	<b>0</b>	<b>9,012</b>
	Social*	<b>15,586</b>	<b>0</b>	<b>15,586</b>	<b>0</b>	<b>4,744</b>
<b>Statewide Total</b>		<b>65,152</b>	<b>667</b>	<b>81,616</b>	<b>9,730</b>	<b>31,757</b>

\* County reported pretrial program data.

# ADULT INVESTIGATIONS REPORT

## TOTALS FOR THE YEAR 2023

Circuit	County	PSI	Abbrev. PSI	Record Check	Other	Total
1st	Alexander	19	0	1	0	20
	Jackson	42	0	14	0	56
	Johnson	18	0	0	0	18
	Massac	13	0	0	0	13
	Pope	9	0	9	0	18
	Pulaski	3	0	0	0	3
	Saline	57	2	0	0	59
	Union	44	5	2	0	51
	Williamson	21	0	31	0	52
<b>1st Circuit Total</b>		<b>226</b>	<b>7</b>	<b>57</b>	<b>0</b>	<b>290</b>
2nd	Crawford	35	0	0	0	35
	Edwards	14	0	12	0	26
	Franklin	24	0	6	0	30
	Gallatin	7	0	3	0	10
	Hamilton	3	0	2	0	5
	Hardin	5	0	2	0	7
	Jefferson	73	2	32	0	107
	Lawrence	29	0	0	0	29
	Richland	26	0	26	0	52
	Wabash	11	0	0	0	11
	Wayne	54	13	24	0	91
	White	19	0	0	0	19
	<b>2nd Circuit Total</b>		<b>300</b>	<b>15</b>	<b>107</b>	<b>0</b>
3rd	Bond	34	0	149	0	183
	Madison	32	0	0	293	325
<b>3rd Circuit Total</b>		<b>66</b>	<b>0</b>	<b>149</b>	<b>293</b>	<b>508</b>
4th	Christian	22	7	26	39	94
	Clay	16	0	29	0	45
	Clinton	49	0	31	20	100
	Effingham	51	0	37	0	88
	Fayette	24	0	92	5	121
	Jasper	1	1	35	0	37
	Marion	87	0	94	79	260
	Montgomery	43	0	0	1	44
	Shelby	19	0	0	0	19
<b>4th Circuit Total</b>		<b>312</b>	<b>8</b>	<b>344</b>	<b>144</b>	<b>808</b>
5th	Clark	6	0	0	0	6
	Coles	37	0	0	14	51
	Cumberland	8	0	0	0	8
	Edgar	13	0	0	0	13
	Vermilion	13	0	0	79	92
<b>5th Circuit Total</b>		<b>77</b>	<b>0</b>	<b>0</b>	<b>93</b>	<b>170</b>

# ADULT INVESTIGATIONS REPORT

Circuit	County	PSI	Abbrev. PSI	Record Check	Other	Total
6th	Champaign	249	0	53	41	343
	DeWitt	0	0	0	0	0
	Douglas	10	5	0	0	15
	Macon	212	694	49	83	1,038
	Moultrie	1	0	0	0	1
	Piatt	48	5	2	0	55
<b>6th Circuit Total</b>		<b>520</b>	<b>704</b>	<b>104</b>	<b>124</b>	<b>1,452</b>
7th	Greene	9	0	0	0	9
	Jersey	8	5	0	0	13
	Macoupin	36	0	1	0	37
	Morgan	0	0	0	0	0
	Sangamon	40	0	5	65	110
	Scott	2	0	0	0	2
<b>7th Circuit Total</b>		<b>95</b>	<b>5</b>	<b>6</b>	<b>65</b>	<b>171</b>
8th	Adams	204	0	0	60	264
	Brown	2	0	0	0	2
	Calhoun	1	0	0	0	1
	Cass	19	0	0	0	19
	Mason	12	0	3	0	15
	Menard	8	0	0	0	8
	Pike	121	3	0	0	124
	Schuyler	4	1	0	0	5
<b>8th Circuit Total</b>		<b>371</b>	<b>4</b>	<b>3</b>	<b>60</b>	<b>438</b>
9th	Fulton	13	1	17	8	39
	Hancock	18	0	2	26	46
	Henderson	4	0	1	5	10
	Knox	22	3	9	16	50
	McDonough	11	0	7	64	82
	Warren	8	0	1	6	15
<b>9th Circuit Total</b>		<b>76</b>	<b>4</b>	<b>37</b>	<b>125</b>	<b>242</b>
10th	Marshall	4	0	0	0	4
	Peoria	73	6	13	0	92
	Putnam	0	0	0	0	0
	Stark	2	1	0	0	3
	Tazewell	75	0	0	469	544
<b>10th Circuit Total</b>		<b>154</b>	<b>7</b>	<b>13</b>	<b>469</b>	<b>643</b>
11th	Ford	45	3	1	0	49
	Livingston	71	0	0	1	72
	Logan	28	0	0	0	28
	McLean	165	0	1,990	0	2,155
	Woodford	118	181	0	0	299
<b>11th Circuit Total</b>		<b>427</b>	<b>184</b>	<b>1,991</b>	<b>1</b>	<b>2,603</b>

Note: Due to changes in Morgan County's case management system, probation data in this report only covers the period of January - May 2023.



# ADULT INVESTIGATIONS REPORT

Circuit	County	PSI	Abbrev. PSI	Record Check	Other	Total
<b>12th</b>	<b>Will</b>	<b>254</b>	<b>0</b>	<b>0</b>	<b>0</b>	<b>254</b>
13th	Bureau	9	5	1	0	15
	Grundy	24	0	5	0	29
	LaSalle	38	16	12	29	95
<b>13th Circuit Total</b>		<b>71</b>	<b>21</b>	<b>18</b>	<b>29</b>	<b>139</b>
14th	Henry	54	0	20	336	410
	Mercer	13	1	3	1	18
	Rock Island	76	1	22	433	532
	Whiteside	20	0	3	17	40
<b>14th Circuit Total</b>		<b>163</b>	<b>2</b>	<b>48</b>	<b>787</b>	<b>1,000</b>
15th	Carroll	10	1	0	0	11
	Jo Daviess	7	0	7	0	14
	Lee	11	0	0	0	11
	Ogle	6	0	6	10	22
	Stephenson	35	0	0	0	35
<b>15th Circuit Total</b>		<b>69</b>	<b>1</b>	<b>13</b>	<b>10</b>	<b>93</b>
<b>16th</b>	<b>Kane</b>	<b>97</b>	<b>1</b>	<b>97</b>	<b>12</b>	<b>207</b>
17th	Boone	19	0	0	0	19
	Winnebago	175	0	0	0	175
<b>17th Circuit Total</b>		<b>194</b>	<b>0</b>	<b>0</b>	<b>0</b>	<b>194</b>
<b>18th</b>	<b>DuPage</b>	<b>302</b>	<b>0</b>	<b>302</b>	<b>0</b>	<b>604</b>
<b>19th</b>	<b>Lake</b>	<b>86</b>	<b>41</b>	<b>105</b>	<b>44</b>	<b>276</b>
<b>20th</b>	<b>St. Clair</b>	<b>85</b>	<b>0</b>	<b>565</b>	<b>189</b>	<b>839</b>
21st	Iroquois	6	0	47	0	53
	Kankakee	64	0	4	68	136
<b>21st Circuit Total</b>		<b>70</b>	<b>0</b>	<b>51</b>	<b>68</b>	<b>189</b>
<b>22nd</b>	<b>McHenry</b>	<b>35</b>	<b>0</b>	<b>0</b>	<b>35</b>	<b>70</b>
23rd	DeKalb	28	0	0	105	133
	Kendall	84	1	2	41	128
<b>23rd Circuit Total</b>		<b>112</b>	<b>1</b>	<b>2</b>	<b>146</b>	<b>261</b>
24th	Monroe	11	0	0	0	11
	Perry	6	0	0	6	12
	Randolph	20	0	9	0	29
	Washington	11	1	20	5	37
<b>24th Circuit Total</b>		<b>48</b>	<b>1</b>	<b>29</b>	<b>11</b>	<b>89</b>
Cook	Adult	810	0	0	0	810
	Social Service	0	0	0	0	0
<b>Cook County Total</b>		<b>810</b>	<b>0</b>	<b>0</b>	<b>0</b>	<b>810</b>
<b>Statewide Total</b>		<b>5,020</b>	<b>1,006</b>	<b>4,041</b>	<b>2,705</b>	<b>12,772</b>

# ADULT PROBATION PROGRAMS ORDERED TOTALS FOR THE YEAR 2023

Circuit	County	Alcohol	Drug	Alcohol & Drug	Mental Health	Sex Offender	TASC	Total
1st	Alexander	3	3	5	0	0	0	11
	Jackson	1	13	13	17	0	1	45
	Johnson	0	0	0	1	0	0	1
	Massac	0	0	4	0	0	0	4
	Pope	0	0	0	0	0	0	0
	Pulaski	1	0	18	4	0	0	23
	Saline	0	0	0	0	0	0	0
	Union	0	0	0	0	1	0	1
	Williamson	3	1	155	83	2	0	244
<b>1st Circuit Total</b>		<b>8</b>	<b>17</b>	<b>195</b>	<b>105</b>	<b>3</b>	<b>1</b>	<b>329</b>
2nd	Crawford	0	0	20	5	0	0	25
	Edwards	2	1	17	6	2	0	28
	Franklin	0	2	103	38	4	0	147
	Gallatin	0	0	23	0	0	0	23
	Hamilton	0	2	29	2	0	0	33
	Hardin	0	0	18	2	0	0	20
	Jefferson	0	0	0	0	0	0	0
	Lawrence	3	0	73	13	2	0	91
	Richland	2	0	82	1	0	0	85
	Wabash	0	0	11	0	0	0	11
	Wayne	0	0	32	2	0	0	34
	White	6	10	12	8	0	0	36
	<b>2nd Circuit Total</b>		<b>13</b>	<b>15</b>	<b>420</b>	<b>77</b>	<b>8</b>	<b>0</b>
3rd	Bond	0	2	0	0	3	0	5
	Madison	17	148	100	114	9	1	389
<b>3rd Circuit Total</b>		<b>17</b>	<b>150</b>	<b>100</b>	<b>114</b>	<b>12</b>	<b>1</b>	<b>394</b>
4th	Christian	3	5	60	8	3	1	80
	Clay	0	1	0	3	0	15	19
	Clinton	0	1	41	22	0	0	64
	Effingham	58	126	30	31	1	0	246
	Fayette	1	3	138	0	0	0	142
	Jasper	0	0	0	0	0	0	0
	Marion	0	0	363	271	0	4	638
	Montgomery	1	1	2	7	2	5	18
	Shelby	6	13	8	14	5	1	47
<b>4th Circuit Total</b>		<b>69</b>	<b>150</b>	<b>642</b>	<b>356</b>	<b>11</b>	<b>26</b>	<b>1,254</b>
5th	Clark	2	1	57	21	0	0	81
	Coles	0	0	2	0	0	0	2
	Cumberland	0	0	0	0	0	0	0
	Edgar	5	5	4	14	0	0	28
	Vermilion	2	23	70	121	6	1	223
<b>5th Circuit Total</b>		<b>9</b>	<b>29</b>	<b>133</b>	<b>156</b>	<b>6</b>	<b>1</b>	<b>334</b>

# ADULT PROBATION PROGRAMS ORDERED

Circuit	County	Alcohol	Drug	Alcohol & Drug	Mental Health	Sex Offender	TASC	Total
6th	Champaign	2	0	189	121	12	0	324
	DeWitt	0	0	0	0	0	0	0
	Douglas	0	0	63	9	0	0	72
	Macon	1	50	4	79	6	1	141
	Moultrie	0	0	1	0	0	0	1
	Piatt	5	0	20	17	1	0	43
<b>6th Circuit Total</b>		<b>8</b>	<b>50</b>	<b>277</b>	<b>226</b>	<b>19</b>	<b>1</b>	<b>581</b>
7th	Greene	0	0	0	0	0	0	0
	Jersey	0	0	0	0	0	0	0
	Macoupin	2	1	0	2	0	1	6
	Morgan	0	0	0	0	0	0	0
	Sangamon	4	25	323	117	6	6	481
	Scott	0	0	0	0	0	0	0
<b>7th Circuit Total</b>		<b>6</b>	<b>26</b>	<b>323</b>	<b>119</b>	<b>6</b>	<b>7</b>	<b>487</b>
8th	Adams	6	19	257	285	3	1	571
	Brown	0	0	0	0	0	0	0
	Calhoun	6	5	5	6	0	0	22
	Cass	0	1	0	0	0	0	1
	Mason	0	0	0	0	0	0	0
	Menard	0	0	0	0	0	0	0
	Pike	0	0	0	26	3	0	29
	Schuyler	0	3	1	0	0	0	4
<b>8th Circuit Total</b>		<b>12</b>	<b>28</b>	<b>263</b>	<b>317</b>	<b>6</b>	<b>1</b>	<b>627</b>
9th	Fulton	0	0	47	10	5	10	72
	Hancock	0	0	40	39	0	0	79
	Henderson	0	0	17	12	0	0	29
	Knox	0	0	83	24	3	2	112
	McDonough	0	0	31	10	1	4	46
	Warren	0	0	22	4	0	0	26
<b>9th Circuit Total</b>		<b>0</b>	<b>0</b>	<b>240</b>	<b>99</b>	<b>9</b>	<b>16</b>	<b>364</b>
10th	Marshall	0	0	0	0	0	0	0
	Peoria	0	0	419	40	19	0	478
	Putnam	0	0	0	0	0	0	0
	Stark	0	0	0	0	0	0	0
	Tazewell	0	0	92	147	6	4	249
<b>10th Circuit Total</b>		<b>0</b>	<b>0</b>	<b>511</b>	<b>187</b>	<b>25</b>	<b>4</b>	<b>727</b>
11th	Ford	0	0	7	14	12	0	33
	Livingston	0	8	107	18	22	0	155
	Logan	5	1	38	11	1	0	56
	McLean	4	9	258	57	2	1	331
	Woodford	0	3	135	23	2	0	163
<b>11th Circuit Total</b>		<b>9</b>	<b>21</b>	<b>545</b>	<b>123</b>	<b>39</b>	<b>1</b>	<b>738</b>

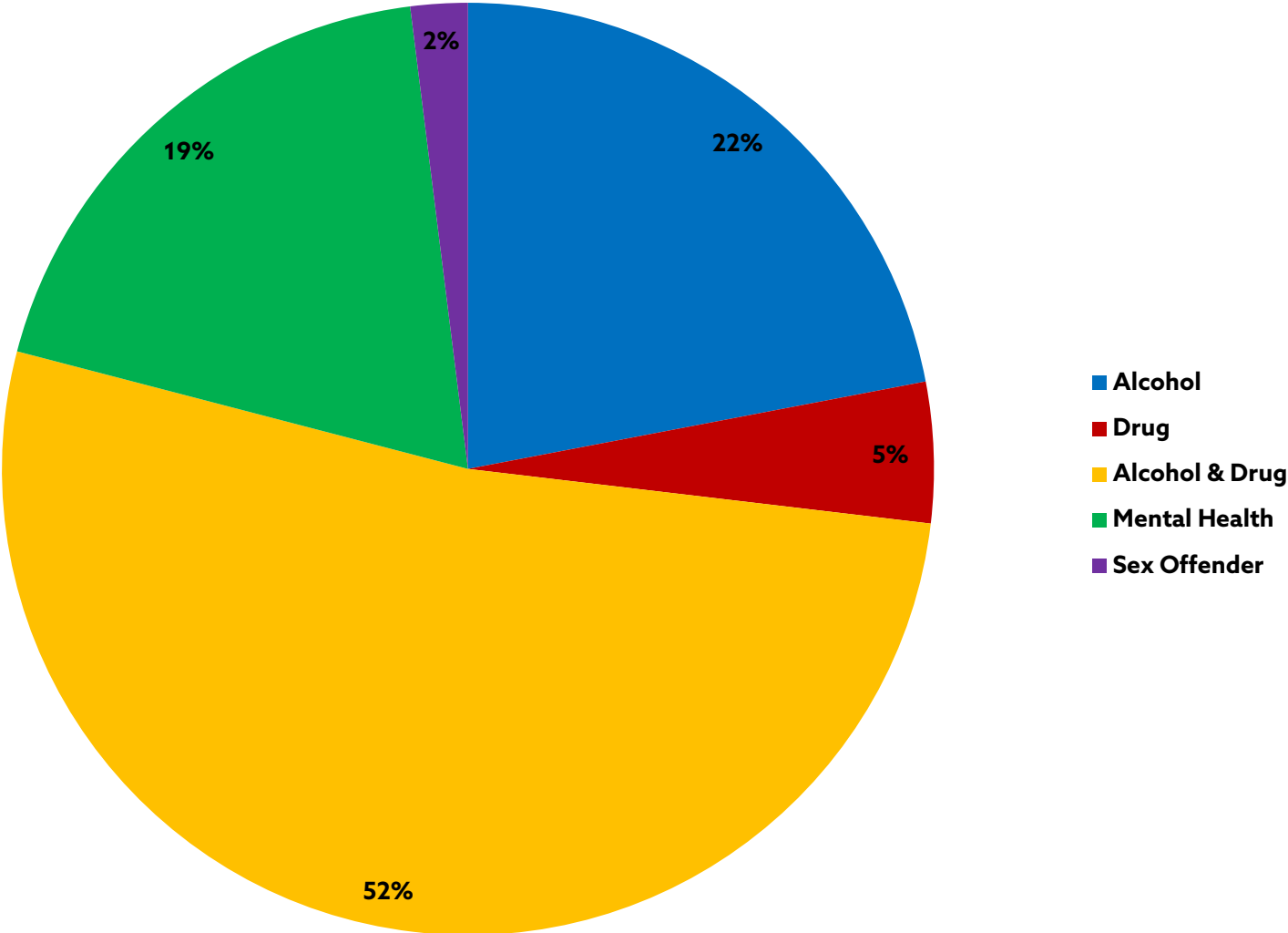
Note: Due to changes in Morgan County's case management system, probation data in this report only covers the period of January - May 2023.

# ADULT PROBATION PROGRAMS ORDERED

Circuit	County	Alcohol	Drug	Alcohol & Drug	Mental Health	Sex Offender	TASC	Total
<b>12th</b>	<b>Will</b>	<b>1</b>	<b>9</b>	<b>69</b>	<b>39</b>	<b>0</b>	<b>0</b>	<b>118</b>
13th	Bureau	0	3	6	0	0	1	10
	Grundy	0	1	2	0	1	0	4
	LaSalle	1	5	15	23	2	5	51
<b>13th Circuit Total</b>		<b>1</b>	<b>9</b>	<b>23</b>	<b>23</b>	<b>3</b>	<b>6</b>	<b>65</b>
14th	Henry	0	0	45	37	2	2	86
	Mercer	5	0	31	30	1	1	68
	Rock Island	72	28	452	187	4	2	745
	Whiteside	3	1	79	46	3	0	132
<b>14th Circuit Total</b>		<b>80</b>	<b>29</b>	<b>607</b>	<b>300</b>	<b>10</b>	<b>5</b>	<b>1,031</b>
15th	Carroll	1	0	0	0	0	0	1
	Jo Daviess	0	0	1	0	0	0	1
	Lee	32	3	43	9	10	1	98
	Ogle	0	4	4	21	6	0	35
	Stephenson	0	0	1	14	3	0	18
<b>15th Circuit Total</b>		<b>33</b>	<b>7</b>	<b>49</b>	<b>44</b>	<b>19</b>	<b>1</b>	<b>153</b>
<b>16th</b>	<b>Kane</b>	<b>37</b>	<b>6</b>	<b>335</b>	<b>211</b>	<b>43</b>	<b>8</b>	<b>640</b>
17th	Boone	63	36	81	97	8	1	286
	Winnebago	0	0	1,467	29	62	0	1,558
<b>17th Circuit Total</b>		<b>63</b>	<b>36</b>	<b>1,548</b>	<b>126</b>	<b>70</b>	<b>1</b>	<b>1,844</b>
<b>18th</b>	<b>DuPage</b>	<b>0</b>	<b>0</b>	<b>0</b>	<b>0</b>	<b>0</b>	<b>0</b>	<b>0</b>
<b>19th</b>	<b>Lake</b>	<b>9</b>	<b>5</b>	<b>189</b>	<b>62</b>	<b>30</b>	<b>0</b>	<b>295</b>
<b>20th</b>	<b>St. Clair</b>	<b>104</b>	<b>40</b>	<b>1,000</b>	<b>204</b>	<b>9</b>	<b>127</b>	<b>1,484</b>
21st	Iroquois	0	0	0	0	1	0	1
	Kankakee	0	1	1	1	0	0	3
<b>21st Circuit Total</b>		<b>0</b>	<b>1</b>	<b>1</b>	<b>1</b>	<b>1</b>	<b>0</b>	<b>4</b>
<b>22nd</b>	<b>McHenry</b>	<b>20</b>	<b>60</b>	<b>0</b>	<b>12</b>	<b>15</b>	<b>0</b>	<b>107</b>
23rd	DeKalb	4	4	77	0	0	10	95
	Kendall	14	13	74	0	0	3	104
<b>23rd Circuit Total</b>		<b>18</b>	<b>17</b>	<b>151</b>	<b>0</b>	<b>0</b>	<b>13</b>	<b>199</b>
24th	Monroe	0	2	0	71	1	1	75
	Perry	2	20	3	18	1	32	76
	Randolph	1	2	24	23	0	16	66
	Washington	0	5	19	37	0	0	61
<b>24th Circuit Total</b>		<b>3</b>	<b>29</b>	<b>46</b>	<b>149</b>	<b>2</b>	<b>49</b>	<b>278</b>
Cook	Adult	35	139	216	76	9	20	495
	Social Service	3,384	0	1,463	269	0	0	5,116
<b>Cook County Total</b>		<b>3,419</b>	<b>139</b>	<b>1,679</b>	<b>345</b>	<b>9</b>	<b>20</b>	<b>5,611</b>
<b>Statewide Total</b>		<b>3,939</b>	<b>873</b>	<b>9,346</b>	<b>3,395</b>	<b>355</b>	<b>289</b>	<b>18,197</b>

# ADULT PROBATION PROGRAMS ORDERED

## Statewide Adult Programs Ordered



# ADULT RISK CLASSIFICATION

## AS OF DECEMBER 31, 2023

Circuit	County	Maximum	Medium	Minimum	Unclassified	Total
1st	Alexander	4	21	38	16	79
	Jackson	13	71	167	239	490
	Johnson	11	28	47	14	100
	Massac	1	27	101	54	183
	Pope	0	8	10	12	30
	Pulaski	3	14	44	7	68
	Saline	16	66	202	199	483
	Union	2	20	91	29	142
	Williamson	12	72	266	345	695
<b>1st Circuit Total</b>		<b>62</b>	<b>327</b>	<b>966</b>	<b>915</b>	<b>2,270</b>
2nd	Crawford	164	0	0	0	164
	Edwards	20	35	18	9	82
	Franklin	16	75	144	85	320
	Gallatin	2	18	30	6	56
	Hamilton	5	19	41	18	83
	Hardin	0	7	39	4	50
	Jefferson	10	135	165	263	573
	Lawrence	14	68	31	0	113
	Richland	65	155	79	57	356
	Wabash	1	63	22	0	86
	Wayne	14	60	56	47	177
	White	11	87	109	0	207
	<b>2nd Circuit Total</b>		<b>322</b>	<b>722</b>	<b>734</b>	<b>489</b>
3rd	Bond	0	39	66	49	154
	Madison	236	782	946	25	1,989
<b>3rd Circuit Total</b>		<b>236</b>	<b>821</b>	<b>1,012</b>	<b>74</b>	<b>2,143</b>
4th	Christian	31	190	136	0	357
	Clay	16	25	70	83	194
	Clinton	8	44	15	47	114
	Effingham	44	107	144	119	414
	Fayette	18	98	19	88	223
	Jasper	0	11	67	47	125
	Marion	32	84	265	202	583
	Montgomery	5	37	13	51	106
	Shelby	7	50	75	24	156
<b>4th Circuit Total</b>		<b>161</b>	<b>646</b>	<b>804</b>	<b>661</b>	<b>2,272</b>
5th	Clark	9	27	51	54	141
	Coles	45	188	193	165	591
	Cumberland	4	14	21	22	61
	Edgar	2	18	118	23	161
	Vermilion	208	484	145	1	838
<b>5th Circuit Total</b>		<b>268</b>	<b>731</b>	<b>528</b>	<b>265</b>	<b>1,792</b>

# ADULT RISK CLASSIFICATION

Circuit	County	Maximum	Medium	Minimum	Unclassified	Total
6th	Champaign	117	449	565	98	1,229
	DeWitt	0	0	0	0	0
	Douglas	3	24	123	13	163
	Macon	149	570	288	3	1,010
	Moultrie	1	14	46	68	129
	Piatt	6	46	75	8	135
<b>6th Circuit Total</b>		<b>276</b>	<b>1,103</b>	<b>1,097</b>	<b>190</b>	<b>2,666</b>
7th	Greene	21	17	37	45	120
	Jersey	5	16	38	126	185
	Macoupin	66	180	74	90	410
	Morgan	0	0	0	0	0
	Sangamon	213	386	253	91	943
	Scott	2	2	19	5	28
<b>7th Circuit Total</b>		<b>307</b>	<b>601</b>	<b>421</b>	<b>357</b>	<b>1,686</b>
8th	Adams	161	209	132	103	605
	Brown	0	5	16	3	24
	Calhoun	0	0	0	47	47
	Cass	14	15	24	21	74
	Mason	4	14	58	21	97
	Menard	2	3	9	8	22
	Pike	1	11	82	149	243
	Schuyler	2	8	28	22	60
<b>8th Circuit Total</b>		<b>184</b>	<b>265</b>	<b>349</b>	<b>374</b>	<b>1,172</b>
9th	Fulton	42	47	32	0	121
	Hancock	7	21	52	0	80
	Henderson	6	6	19	0	31
	Knox	43	64	96	0	203
	McDonough	18	28	30	0	76
	Warren	10	19	29	0	58
<b>9th Circuit Total</b>		<b>126</b>	<b>185</b>	<b>258</b>	<b>0</b>	<b>569</b>
10th	Marshall	0	2	0	0	2
	Peoria	58	506	51	74	689
	Putnam	1	9	10	3	23
	Stark	3	20	5	3	31
	Tazewell	329	144	45	99	617
<b>10th Circuit Total</b>		<b>391</b>	<b>681</b>	<b>111</b>	<b>179</b>	<b>1,362</b>
11th	Ford	11	21	48	31	111
	Livingston	19	86	73	101	279
	Logan	12	38	88	86	224
	McLean	255	564	506	22	1,347
	Woodford	19	28	52	236	335
<b>11th Circuit Total</b>		<b>316</b>	<b>737</b>	<b>767</b>	<b>476</b>	<b>2,296</b>

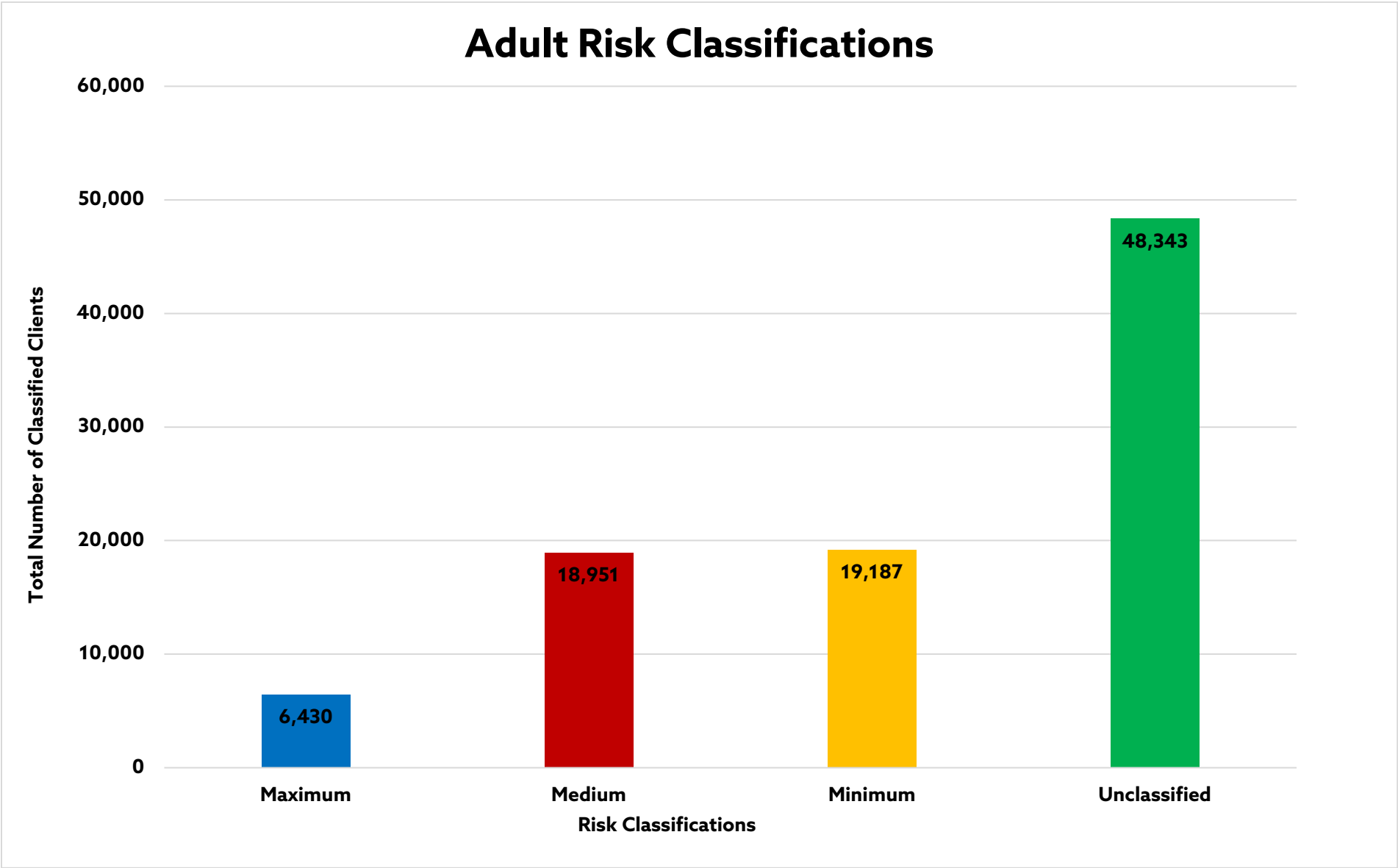
Note: Due to changes in Morgan County's case management system, probation data in this report only covers the period of January – May 2023.

# ADULT RISK CLASSIFICATION

Circuit	County	Maximum	Medium	Minimum	Unclassified	Total
<b>12th</b>	<b>Will</b>	<b>138</b>	<b>391</b>	<b>645</b>	<b>302</b>	<b>1,476</b>
13th	Bureau	6	31	45	32	114
	Grundy	6	26	98	24	154
	LaSalle	49	220	211	24	504
<b>13th Circuit Total</b>		<b>61</b>	<b>277</b>	<b>354</b>	<b>80</b>	<b>772</b>
14th	Henry	71	72	41	1	185
	Mercer	0	45	25	0	70
	Rock Island	114	368	652	171	1,305
	Whiteside	86	188	198	0	472
<b>14th Circuit Total</b>		<b>271</b>	<b>673</b>	<b>916</b>	<b>172</b>	<b>2,032</b>
15th	Carroll	3	24	3	22	52
	Jo Daviess	13	52	43	28	136
	Lee	33	80	93	26	232
	Ogle	4	36	175	83	298
	Stephenson	74	227	70	449	820
<b>15th Circuit Total</b>		<b>127</b>	<b>419</b>	<b>384</b>	<b>608</b>	<b>1,538</b>
<b>16th</b>	<b>Kane</b>	<b>303</b>	<b>561</b>	<b>1,228</b>	<b>82</b>	<b>2,174</b>
17th	Boone	17	38	193	37	285
	Winnebago	602	879	335	190	2,006
<b>17th Circuit Total</b>		<b>619</b>	<b>917</b>	<b>528</b>	<b>227</b>	<b>2,291</b>
<b>18th</b>	<b>DuPage</b>	<b>318</b>	<b>823</b>	<b>1,281</b>	<b>381</b>	<b>2,803</b>
<b>19th</b>	<b>Lake</b>	<b>249</b>	<b>1,061</b>	<b>392</b>	<b>243</b>	<b>1,945</b>
<b>20th</b>	<b>St. Clair</b>	<b>176</b>	<b>938</b>	<b>425</b>	<b>323</b>	<b>1,862</b>
21st	Iroquois	23	32	52	24	131
	Kankakee	217	224	76	0	517
<b>21st Circuit Total</b>		<b>240</b>	<b>256</b>	<b>128</b>	<b>24</b>	<b>648</b>
<b>22nd</b>	<b>McHenry</b>	<b>63</b>	<b>325</b>	<b>345</b>	<b>75</b>	<b>808</b>
23rd	DeKalb	41	94	158	118	411
	Kendall	12	93	30	95	230
<b>23rd Circuit Total</b>		<b>53</b>	<b>187</b>	<b>188</b>	<b>213</b>	<b>641</b>
24th	Monroe	0	1	0	266	267
	Perry	2	14	16	91	123
	Randolph	27	106	30	39	202
	Washington	5	5	9	50	69
<b>24th Circuit Total</b>		<b>34</b>	<b>126</b>	<b>55</b>	<b>446</b>	<b>661</b>
Cook	Adult	1,044	4,399	3,845	15,148	24,436
	Social Service	85	779	1,426	26,039	28,329
<b>Cook County Total</b>		<b>1,129</b>	<b>5,178</b>	<b>5,271</b>	<b>41,187</b>	<b>52,765</b>
<b>Statewide Total</b>		<b>6,430</b>	<b>18,951</b>	<b>19,187</b>	<b>48,343</b>	<b>92,911</b>



# ADULT RISK CLASSIFICATION



# ACTIVE JUVENILE CASELOAD AS OF DECEMBER 31, 2023

Circuit	County	Probation	Supervision	CUS	Informal	Other	Total	Admin.
1st	Alexander	5	0	0	0	0	5	1
	Jackson	18	1	21	0	0	40	2
	Johnson	2	2	4	0	1	9	1
	Massac	5	2	0	1	1	9	2
	Pope	2	2	0	0	0	4	0
	Pulaski	3	1	2	0	0	6	0
	Saline	10	2	0	1	0	13	0
	Union	2	0	0	0	2	4	1
	Williamson	13	0	5	7	0	25	1
<b>1st Circuit Total</b>		<b>60</b>	<b>10</b>	<b>32</b>	<b>9</b>	<b>4</b>	<b>115</b>	<b>8</b>
2nd	Crawford	0	0	0	0	0	0	0
	Edwards	1	0	0	0	0	1	0
	Franklin	8	0	2	16	1	27	1
	Gallatin	2	0	1	0	0	3	0
	Hamilton	3	0	0	0	0	3	3
	Hardin	0	0	0	0	0	0	0
	Jefferson	29	1	5	0	0	35	0
	Lawrence	5	1	0	0	0	6	0
	Richland	24	0	0	0	0	24	6
	Wabash	7	2	0	0	0	9	7
	Wayne	3	0	4	0	0	7	2
	White	12	0	1	0	0	13	1
	<b>2nd Circuit Total</b>		<b>94</b>	<b>4</b>	<b>13</b>	<b>16</b>	<b>1</b>	<b>128</b>
3rd	Bond	5	0	11	1	0	17	4
	Madison	44	0	100	43	0	187	26
<b>3rd Circuit Total</b>		<b>49</b>	<b>0</b>	<b>111</b>	<b>44</b>	<b>0</b>	<b>204</b>	<b>30</b>
4th	Christian	14	0	3	0	0	17	3
	Clay	5	0	3	0	0	8	1
	Clinton	16	0	9	0	0	25	21
	Effingham	15	0	12	0	0	27	12
	Fayette	10	3	1	0	1	15	0
	Jasper	5	3	3	0	1	12	1
	Marion	23	2	8	0	0	33	24
	Montgomery	0	0	1	0	0	1	5
	Shelby	11	3	0	0	0	14	0
<b>4th Circuit Total</b>		<b>99</b>	<b>11</b>	<b>40</b>	<b>0</b>	<b>2</b>	<b>152</b>	<b>67</b>
5th	Clark	6	0	0	0	0	6	0
	Coles	31	4	4	9	0	48	9
	Cumberland	4	2	0	0	1	7	0
	Edgar	5	0	0	0	0	5	0
<b>5th Circuit Total</b>		<b>90</b>	<b>6</b>	<b>16</b>	<b>9</b>	<b>1</b>	<b>122</b>	<b>9</b>

# ACTIVE JUVENILE CASELOAD

Circuit	County	Probation	Supervision	CUS	Informal	Other	Total	Admin.
6th	Champaign	73	0	8	7	0	88	6
	DeWitt	0	0	0	0	0	0	
	Douglas	2	3	1	1	0	7	3
	Macon	34	0	41	0	0	75	0
	Moultrie	5	3	0	0	0	8	0
	Piatt	3	2	0	0	0	5	0
<b>6th Circuit Total</b>		<b>117</b>	<b>8</b>	<b>50</b>	<b>8</b>	<b>0</b>	<b>183</b>	<b>9</b>
7th	Greene	5	2	0	0	0	7	1
	Jersey	21	5	6	0	0	32	2
	Macoupin	7	3	12	0	0	22	5
	Morgan	0	0	0	0	0	0	
	Sangamon	107	43	9	0	0	159	3
	Scott	1	0	0	0	0	1	0
<b>7th Circuit Total</b>		<b>141</b>	<b>53</b>	<b>27</b>	<b>0</b>	<b>0</b>	<b>221</b>	<b>11</b>
8th	Adams	26	0	2	4	0	32	4
	Brown	0	0	0	0	0	0	0
	Calhoun	2	0	3	0	0	5	0
	Cass	5	0	3	0	0	8	0
	Mason	8	0	12	0	0	20	0
	Menard	2	0	0	0	0	2	0
	Pike	6	1	15	1	0	23	1
	Schuyler	0	0	0	0	0	0	0
<b>8th Circuit Total</b>		<b>49</b>	<b>1</b>	<b>35</b>	<b>5</b>	<b>0</b>	<b>90</b>	<b>5</b>
9th	Fulton	8	0	7	2	0	17	0
	Hancock	5	0	4	0	0	9	0
	Henderson	6	0	0	0	0	6	4
	Knox	20	0	20	3	0	43	2
	McDonough	12	0	13	3	0	28	10
	Warren	8	0	4	6	0	18	1
<b>9th Circuit Total</b>		<b>59</b>	<b>0</b>	<b>48</b>	<b>14</b>	<b>0</b>	<b>121</b>	<b>17</b>
10th	Marshall	0	0	0	0	0	0	0
	Peoria	231	0	14	0	17	262	0
	Putnam	9	0	1	0	0	10	0
	Stark	2	0	0	0	0	2	0
	Tazewell	73	0	46	0	0	119	9
<b>10th Circuit Total</b>		<b>315</b>	<b>0</b>	<b>61</b>	<b>0</b>	<b>17</b>	<b>393</b>	<b>9</b>
11th	Ford	5	0	0	0	0	5	7
	Livingston	19	2	1	10	0	32	1
	Logan	17	1	2	0	0	20	2
	McLean	62	0	11	13	0	86	1
	Woodford	54	0	1	0	0	55	0
<b>11th Circuit Total</b>		<b>157</b>	<b>3</b>	<b>15</b>	<b>23</b>	<b>0</b>	<b>198</b>	<b>11</b>

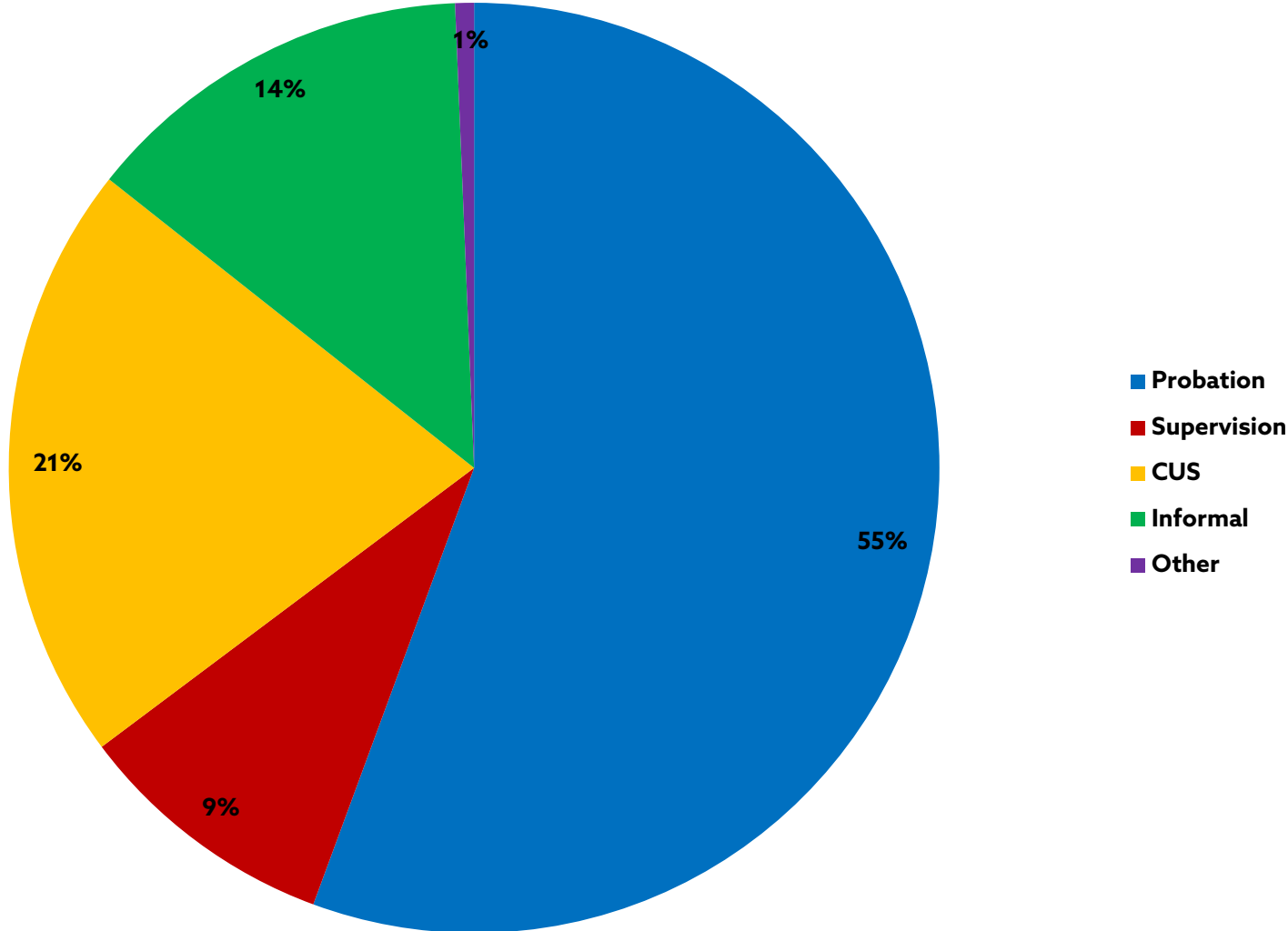
Note: Due to changes in Morgan County's case management system, probation data in this report only covers the period of January - May 2023.

# ACTIVE JUVENILE CASELOAD

Circuit	County	Probation	Supervision	CUS	Informal	Other	Total	Admin.
<b>12th</b>	<b>Will</b>	<b>137</b>	<b>0</b>	<b>149</b>	<b>24</b>	<b>0</b>	<b>310</b>	<b>25</b>
13th	Bureau	29	5	5	2	1	42	5
	Grundy	10	11	0	4	0	25	2
	LaSalle	31	1	51	7	1	91	8
<b>13th Circuit Total</b>		<b>70</b>	<b>17</b>	<b>56</b>	<b>13</b>	<b>2</b>	<b>158</b>	<b>15</b>
14th	Henry	24	0	1	31	0	56	39
	Mercer	7	0	4	0	0	11	10
	Rock Island	49	0	33	63	0	145	62
	Whiteside	21	4	0	7	0	32	3
<b>14th Circuit Total</b>		<b>101</b>	<b>4</b>	<b>38</b>	<b>101</b>	<b>0</b>	<b>244</b>	<b>114</b>
15th	Carroll	8	0	0	1	0	9	0
	Jo Daviess	1	2	0	8	1	12	0
	Lee	15	0	4	2	1	22	2
	Ogle	1	7	0	0	0	8	0
	Stephenson	26	0	22	4	0	52	13
<b>15th Circuit Total</b>		<b>51</b>	<b>9</b>	<b>26</b>	<b>15</b>	<b>2</b>	<b>103</b>	<b>15</b>
<b>16th</b>	<b>Kane</b>	<b>157</b>	<b>0</b>	<b>50</b>	<b>35</b>	<b>0</b>	<b>242</b>	<b>1</b>
17th	Boone	38	0	15	2	0	55	0
	Winnebago	124	0	103	10	2	239	21
<b>17th Circuit Total</b>		<b>162</b>	<b>0</b>	<b>118</b>	<b>12</b>	<b>2</b>	<b>294</b>	<b>21</b>
<b>18th</b>	<b>DuPage</b>	<b>72</b>	<b>7</b>	<b>80</b>	<b>81</b>	<b>0</b>	<b>240</b>	<b>50</b>
<b>19th</b>	<b>Lake</b>	<b>109</b>	<b>0</b>	<b>59</b>	<b>28</b>	<b>0</b>	<b>196</b>	<b>8</b>
<b>20th</b>	<b>St. Clair</b>	<b>128</b>	<b>44</b>	<b>0</b>	<b>0</b>	<b>0</b>	<b>172</b>	<b>39</b>
21st	Iroquois	14	1	0	6	0	21	0
	Kankakee	32	0	25	2	0	59	0
<b>21st Circuit Total</b>		<b>46</b>	<b>1</b>	<b>25</b>	<b>8</b>	<b>0</b>	<b>80</b>	<b>0</b>
<b>22nd</b>	<b>McHenry</b>	<b>34</b>	<b>0</b>	<b>61</b>	<b>35</b>	<b>0</b>	<b>130</b>	<b>8</b>
23rd	DeKalb	15	2	21	0	5	43	29
	Kendall	17	0	8	15	0	40	100
<b>23rd Circuit Total</b>		<b>32</b>	<b>2</b>	<b>29</b>	<b>15</b>	<b>5</b>	<b>83</b>	<b>129</b>
24th	Monroe	0	0	0	0	0	0	0
	Perry	4	0	11	0	0	15	1
	Randolph	5	0	1	0	0	6	0
	Washington	0	0	2	0	0	2	4
<b>24th Circuit Total</b>		<b>9</b>	<b>0</b>	<b>14</b>	<b>0</b>	<b>0</b>	<b>23</b>	<b>5</b>
<b>Cook</b>	<b>Juvenile</b>	<b>732</b>	<b>325</b>	<b>0</b>	<b>261</b>	<b>0</b>	<b>1,318</b>	<b>51</b>
<b>Statewide Total</b>		<b>3,070</b>	<b>505</b>	<b>1,153</b>	<b>756</b>	<b>36</b>	<b>5,520</b>	<b>677</b>

# ACTIVE JUVENILE CASELOAD

## Statewide Active Juvenile Caseload



# JUVENILE INVESTIGATIONS REPORT

## TOTALS FOR THE YEAR 2023

Circuit	County	Social History	Adoption	Contested Custody	Supp. Social History	Intake Screening	Other	Total
1st	Alexander	0	0	0	0	0	0	0
	Jackson	2	0	0	0	0	0	2
	Johnson	0	0	0	0	0	0	0
	Massac	0	0	0	0	0	0	0
	Pope	0	0	0	0	0	0	0
	Pulaski	0	0	0	0	0	0	0
	Saline	0	0	0	0	2	0	2
	Union	0	0	0	0	0	0	0
	Williamson	2	0	0	1	81	0	84
<b>1st Circuit Total</b>		<b>4</b>	<b>0</b>	<b>0</b>	<b>1</b>	<b>83</b>	<b>0</b>	<b>88</b>
2nd	Crawford	0	0	0	0	0	0	0
	Edwards	0	0	0	0	0	0	0
	Franklin	3	0	0	0	0	0	3
	Gallatin	1	0	0	0	0	0	1
	Hamilton	0	0	0	0	0	0	0
	Hardin	0	0	0	0	0	0	0
	Jefferson	6	0	0	0	0	0	6
	Lawrence	2	0	0	0	0	0	2
	Richland	0	0	0	0	0	0	0
	Wabash	3	0	0	0	0	0	3
	Wayne	1	0	0	0	0	0	1
	White	0	0	0	0	0	0	0
<b>2nd Circuit Total</b>		<b>16</b>	<b>0</b>	<b>0</b>	<b>0</b>	<b>0</b>	<b>0</b>	<b>16</b>
3rd	Bond	2	0	0	0	0	9	11
	Madison	9	0	0	0	126	260	395
<b>3rd Circuit Total</b>		<b>11</b>	<b>0</b>	<b>0</b>	<b>0</b>	<b>126</b>	<b>269</b>	<b>406</b>
4th	Christian	0	0	0	0	0	0	0
	Clay	0	0	0	0	0	0	0
	Clinton	5	0	0	0	0	0	5
	Effingham	0	0	0	0	0	0	0
	Fayette	0	0	0	0	0	0	0
	Jasper	0	0	0	0	0	0	0
	Marion	1	0	0	0	0	0	1
	Montgomery	1	0	0	0	0	0	1
	Shelby	0	0	0	0	0	0	0
<b>4th Circuit Total</b>		<b>7</b>	<b>0</b>	<b>0</b>	<b>0</b>	<b>0</b>	<b>0</b>	<b>7</b>
5th	Clark	0	0	0	0	0	0	0
	Coles	0	0	0	0	0	0	0
	Cumberland	0	0	0	0	0	0	0
	Edgar	4	0	0	0	0	0	4
	Vermilion	19	0	0	0	0	0	19
<b>5th Circuit Total</b>		<b>23</b>	<b>0</b>	<b>0</b>	<b>0</b>	<b>0</b>	<b>0</b>	<b>23</b>

# JUVENILE INVESTIGATIONS REPORT

Circuit	County	Social History	Adoption	Contested Custody	Supp. Social History	Intake Screening	Other	Total
6th	Champaign	58	0	0	0	0	72	130
	DeWitt	0	0	0	0	0	0	0
	Douglas	0	0	0	0	0	0	0
	Macon	23	0	0	1	0	1	25
	Moultrie	0	0	0	0	0	0	0
	Piatt	2	0	0	0	0	0	2
<b>6th Circuit Total</b>		<b>83</b>	<b>0</b>	<b>0</b>	<b>1</b>	<b>0</b>	<b>73</b>	<b>157</b>
7th	Greene	0	0	0	0	0	0	0
	Jersey	2	0	0	0	0	0	2
	Macoupin	1	0	0	0	0	0	1
	Morgan	0	0	0	0	0	0	0
	Sangamon	17	0	0	0	485	554	1,056
	Scott	0	0	0	0	0	0	0
<b>7th Circuit Total</b>		<b>20</b>	<b>0</b>	<b>0</b>	<b>0</b>	<b>485</b>	<b>554</b>	<b>1,059</b>
8th	Adams	33	0	0	5	6	0	44
	Brown	0	0	0	0	0	0	0
	Calhoun	0	0	0	0	0	0	0
	Cass	1	0	0	0	0	0	1
	Mason	0	0	0	0	0	9	9
	Menard	0	0	0	0	0	0	0
	Pike	0	0	0	0	0	0	0
	Schuyler	0	0	0	0	0	0	0
<b>8th Circuit Total</b>		<b>34</b>	<b>0</b>	<b>0</b>	<b>5</b>	<b>6</b>	<b>9</b>	<b>54</b>
9th	Fulton	4	0	0	1	33	14	52
	Hancock	5	0	0	0	18	12	35
	Henderson	0	0	0	0	5	7	12
	Knox	0	0	0	0	10	39	49
	McDonough	10	0	0	0	59	24	93
	Warren	0	0	0	0	16	9	25
<b>9th Circuit Total</b>		<b>19</b>	<b>0</b>	<b>0</b>	<b>1</b>	<b>141</b>	<b>105</b>	<b>266</b>
10th	Marshall	1	0	0	0	0	0	1
	Peoria	148	0	0	13	0	75	236
	Putnam	0	0	0	0	0	0	0
	Stark	0	0	0	0	0	0	0
	Tazewell	9	0	0	4	120	34	167
<b>10th Circuit Total</b>		<b>158</b>	<b>0</b>	<b>0</b>	<b>17</b>	<b>120</b>	<b>109</b>	<b>404</b>
11th	Ford	1	0	0	0	0	0	1
	Livingston	2	0	0	0	141	0	143
	Logan	0	0	0	0	0	0	0
	McLean	20	0	0	20	2,003	15	2,058
	Woodford	39	1	0	0	0	0	40
<b>11th Circuit Total</b>		<b>62</b>	<b>1</b>	<b>0</b>	<b>20</b>	<b>2,144</b>	<b>15</b>	<b>2,242</b>

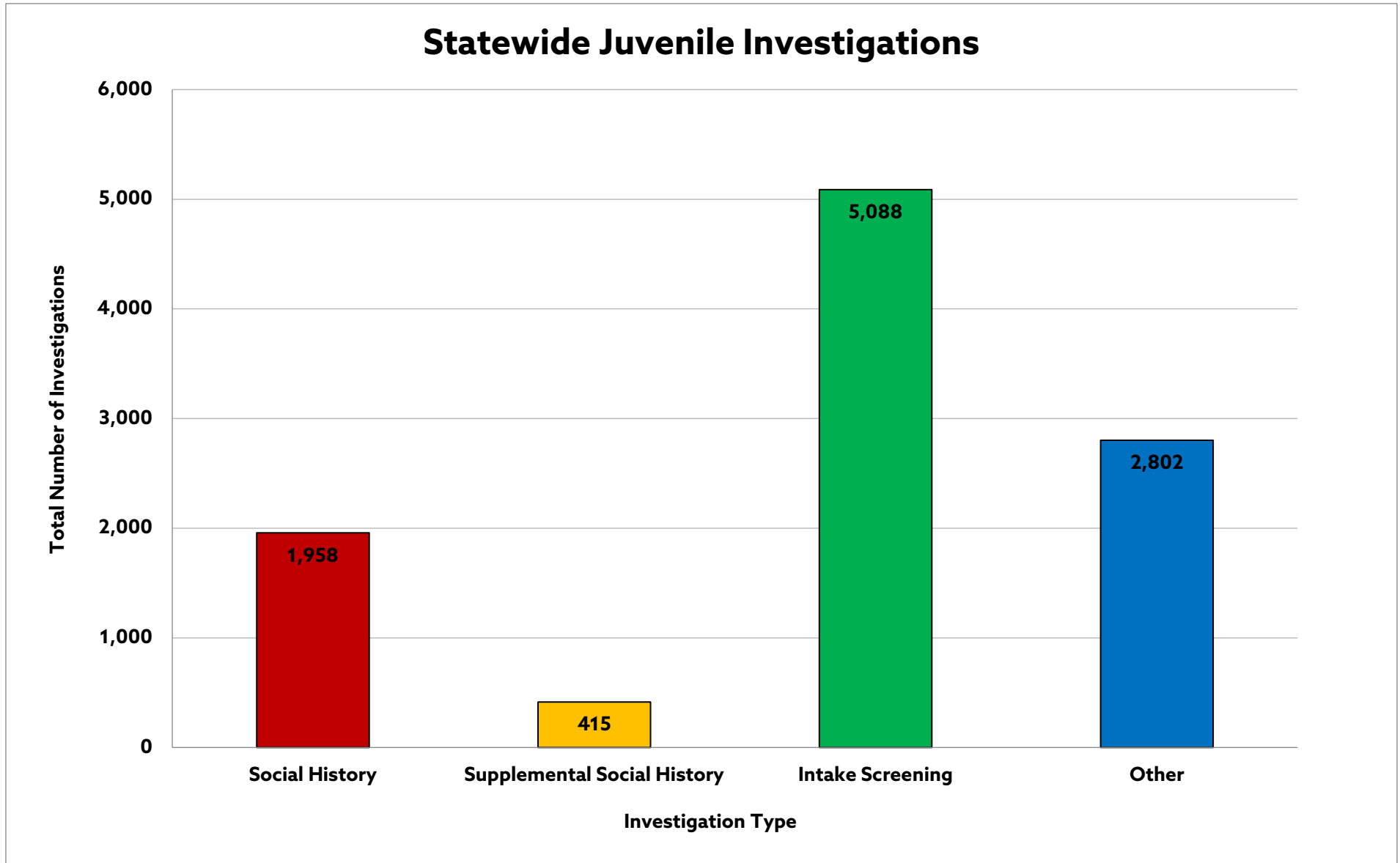
Note: Due to changes in Morgan County's case management system, probation data in this report only covers the period of January - May 2023.

# JUVENILE INVESTIGATIONS REPORT

Circuit	County	Social History	Adoption	Contested Custody	Supp. Social History	Intake Screening	Other	Total
<b>12th</b>	<b>Will</b>	<b>3</b>	<b>0</b>	<b>0</b>	<b>1</b>	<b>373</b>	<b>0</b>	<b>377</b>
13th	Bureau	1	0	0	0	23	0	24
	Grundy	0	0	0	0	33	0	33
	LaSalle	0	0	0	0	132	1	133
<b>13th Circuit Total</b>		<b>1</b>	<b>0</b>	<b>0</b>	<b>0</b>	<b>188</b>	<b>1</b>	<b>190</b>
14th	Henry	4	0	0	0	86	16	106
	Mercer	2	0	0	0	0	2	4
	Rock Island	83	0	0	5	159	314	561
	Whiteside	1	0	0	0	50	45	96
<b>14th Circuit Total</b>		<b>90</b>	<b>0</b>	<b>0</b>	<b>5</b>	<b>295</b>	<b>377</b>	<b>767</b>
15th	Carroll	0	0	0	0	0	0	0
	Jo Daviess	1	0	0	0	0	0	1
	Lee	3	0	0	0	11	81	95
	Ogle	0	0	0	0	17	2	19
	Stephenson	0	0	0	0	0	0	0
<b>15th Circuit Total</b>		<b>4</b>	<b>0</b>	<b>0</b>	<b>0</b>	<b>28</b>	<b>83</b>	<b>115</b>
<b>16th</b>	<b>Kane</b>	<b>222</b>	<b>0</b>	<b>0</b>	<b>252</b>	<b>70</b>	<b>203</b>	<b>747</b>
17th	Boone	2	0	0	0	26	0	28
	Winnebago	24	0	0	33	713	415	1,185
<b>17th Circuit Total</b>		<b>26</b>	<b>0</b>	<b>0</b>	<b>33</b>	<b>739</b>	<b>415</b>	<b>1,213</b>
<b>18th</b>	<b>DuPage</b>	<b>137</b>	<b>62</b>	<b>0</b>	<b>0</b>	<b>0</b>	<b>0</b>	<b>199</b>
<b>19th</b>	<b>Lake</b>	<b>144</b>	<b>0</b>	<b>0</b>	<b>36</b>	<b>65</b>	<b>187</b>	<b>432</b>
<b>20th</b>	<b>St. Clair</b>	<b>5</b>	<b>0</b>	<b>0</b>	<b>1</b>	<b>0</b>	<b>0</b>	<b>6</b>
21st	Iroquois	4	0	0	0	19	18	41
	Kankakee	9	0	0	3	113	175	300
<b>21st Circuit Total</b>		<b>13</b>	<b>0</b>	<b>0</b>	<b>3</b>	<b>132</b>	<b>193</b>	<b>341</b>
<b>22nd</b>	<b>McHenry</b>	<b>83</b>	<b>0</b>	<b>0</b>	<b>2</b>	<b>53</b>	<b>6</b>	<b>144</b>
23rd	DeKalb	1	0	0	0	0	109	110
	Kendall	64	0	0	7	40	91	202
<b>23rd Circuit Total</b>		<b>65</b>	<b>0</b>	<b>0</b>	<b>7</b>	<b>40</b>	<b>200</b>	<b>312</b>
24th	Monroe	0	0	0	0	0	0	0
	Perry	1	0	0	0	0	0	1
	Randolph	1	0	0	0	0	0	1
	Washington	0	0	0	0	0	3	3
<b>24th Circuit Total</b>		<b>2</b>	<b>0</b>	<b>0</b>	<b>0</b>	<b>0</b>	<b>3</b>	<b>5</b>
<b>Cook</b>	<b>Juvenile</b>	<b>726</b>	<b>2</b>	<b>0</b>	<b>30</b>	<b>0</b>	<b>0</b>	<b>758</b>
<b>Statewide Total</b>		<b>1,958</b>	<b>65</b>	<b>0</b>	<b>415</b>	<b>5,088</b>	<b>2,802</b>	<b>10,328</b>



# JUVENILE INVESTIGATIONS REPORT



# JUVENILE RISK CLASSIFICATION

## AS OF DECEMBER 31, 2023

Circuit	County	Maximum	Medium	Minimum	Unclassified	Total
1st	Alexander	0	1	2	2	5
	Jackson	0	1	21	18	40
	Johnson	0	1	6	2	9
	Massac	0	0	3	6	9
	Pope	0	1	2	1	4
	Pulaski	0	0	0	6	6
	Saline	0	3	3	7	13
	Union	0	0	2	2	4
	Williamson	0	0	7	18	25
	<b>1st Circuit Total</b>		<b>0</b>	<b>7</b>	<b>46</b>	<b>62</b>
2nd	Crawford	0	0	0	0	0
	Edwards	0	0	1	0	1
	Franklin	1	4	22	0	27
	Gallatin	0	1	2	0	3
	Hamilton	0	0	0	3	3
	Hardin	0	0	0	0	0
	Jefferson	0	5	3	27	35
	Lawrence	0	2	4	0	6
	Richland	3	19	2	0	24
	Wabash	0	7	2	0	9
	Wayne	0	0	6	1	7
	White	0	12	1	0	13
	<b>2nd Circuit Total</b>		<b>4</b>	<b>50</b>	<b>43</b>	<b>31</b>
3rd	Bond	0	0	12	5	17
	Madison	4	64	74	45	187
<b>3rd Circuit Total</b>		<b>4</b>	<b>64</b>	<b>86</b>	<b>50</b>	<b>204</b>
4th	Christian	0	10	7	0	17
	Clay	0	3	2	3	8
	Clinton	5	16	0	4	25
	Effingham	3	7	6	11	27
	Fayette	0	4	7	4	15
	Jasper	0	0	9	3	12
	Marion	1	10	15	7	33
	Montgomery	0	1	0	0	1
	Shelby	0	4	6	4	14
<b>4th Circuit Total</b>		<b>9</b>	<b>55</b>	<b>52</b>	<b>36</b>	<b>152</b>
5th	Clark	0	1	2	3	6
	Coles	1	9	18	20	48
	Cumberland	0	0	2	5	7
	Edgar	0	0	5	0	5
	Vermilion	16	17	22	1	56
<b>5th Circuit Total</b>		<b>17</b>	<b>27</b>	<b>49</b>	<b>29</b>	<b>122</b>

# JUVENILE RISK CLASSIFICATION

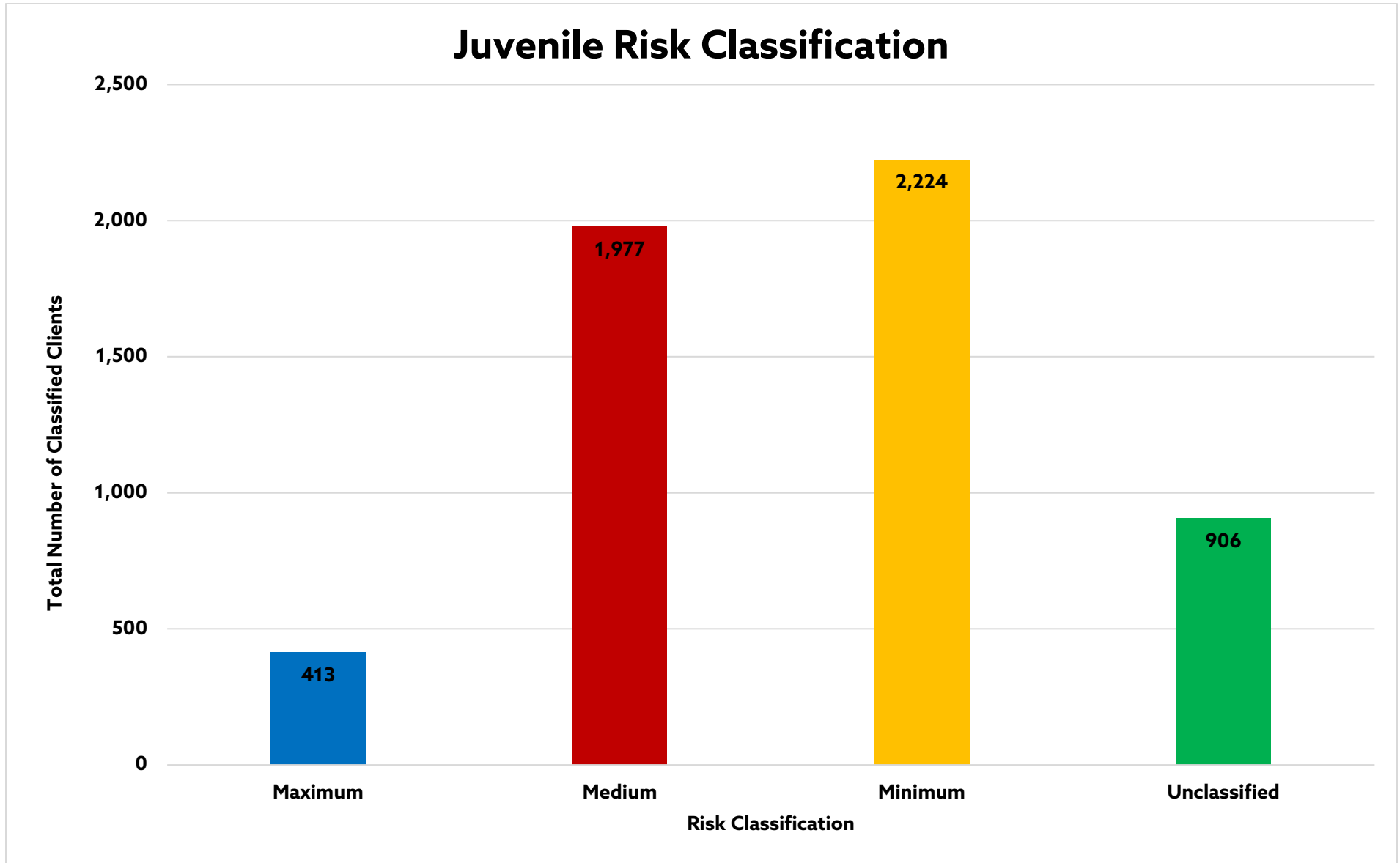
Circuit	County	Maximum	Medium	Minimum	Unclassified	Total
6th	Champaign	0	14	43	31	88
	DeWitt	0	0	0	0	0
	Douglas	0	1	5	1	7
	Macon	6	31	37	1	75
	Moultrie	0	1	3	4	8
	Piatt	1	1	2	1	5
<b>6th Circuit Total</b>		<b>7</b>	<b>48</b>	<b>90</b>	<b>38</b>	<b>183</b>
7th	Greene	0	2	2	3	7
	Jersey	0	1	10	21	32
	Macoupin	2	3	4	13	22
	Morgan	0	0	0	0	0
	Sangamon	7	33	63	56	159
	Scott	0	0	0	1	1
<b>7th Circuit Total</b>		<b>9</b>	<b>39</b>	<b>79</b>	<b>94</b>	<b>221</b>
8th	Adams	1	17	7	7	32
	Brown	0	0	0	0	0
	Calhoun	0	0	0	5	5
	Cass	1	0	4	3	8
	Mason	0	0	13	7	20
	Menard	0	0	1	1	2
	Pike	0	0	2	21	23
	Schuyler	0	0	0	0	0
<b>8th Circuit Total</b>		<b>2</b>	<b>17</b>	<b>27</b>	<b>44</b>	<b>90</b>
9th	Fulton	3	7	6	1	17
	Hancock	1	1	5	2	9
	Henderson	0	0	6	0	6
	Knox	0	6	28	9	43
	McDonough	1	10	13	4	28
	Warren	0	7	8	3	18
<b>9th Circuit Total</b>		<b>5</b>	<b>31</b>	<b>66</b>	<b>19</b>	<b>121</b>
10th	Marshall	0	0	0	0	0
	Peoria	24	110	109	19	262
	Putnam	1	2	6	1	10
	Stark	0	0	1	1	2
	Tazewell	22	55	19	23	119
<b>10th Circuit Total</b>		<b>47</b>	<b>167</b>	<b>135</b>	<b>44</b>	<b>393</b>
11th	Ford	0	1	3	1	5
	Livingston	5	13	7	7	32
	Logan	0	1	16	3	20
	McLean	8	40	26	12	86
	Woodford	1	3	32	19	55
<b>11th Circuit Total</b>		<b>14</b>	<b>58</b>	<b>84</b>	<b>42</b>	<b>198</b>

Note: Due to changes in Morgan County's case management system, probation data in this report only covers the period of January - May 2023.

# JUVENILE RISK CLASSIFICATION

Circuit	County	Maximum	Medium	Minimum	Unclassified	Total
<b>12th</b>	<b>Will</b>	<b>8</b>	<b>104</b>	<b>149</b>	<b>49</b>	<b>310</b>
13th	Bureau	0	0	10	32	42
	Grundy	0	4	4	17	25
	LaSalle	5	53	23	10	91
<b>13th Circuit Total</b>		<b>5</b>	<b>57</b>	<b>37</b>	<b>59</b>	<b>158</b>
14th	Henry	11	33	3	9	56
	Mercer	0	7	4	0	11
	Rock Island	23	65	23	34	145
	Whiteside	0	13	19	0	32
<b>14th Circuit Total</b>		<b>34</b>	<b>118</b>	<b>49</b>	<b>43</b>	<b>244</b>
15th	Carroll	0	2	6	1	9
	Jo Daviess	1	1	1	9	12
	Lee	1	12	5	4	22
	Ogle	0	0	8	0	8
	Stephenson	5	28	8	11	52
<b>15th Circuit Total</b>		<b>7</b>	<b>43</b>	<b>28</b>	<b>25</b>	<b>103</b>
<b>16th</b>	<b>Kane</b>	<b>24</b>	<b>77</b>	<b>133</b>	<b>8</b>	<b>242</b>
17th	Boone	0	26	19	10	55
	Winnebago	27	147	27	38	239
<b>17th Circuit Total</b>		<b>27</b>	<b>173</b>	<b>46</b>	<b>48</b>	<b>294</b>
<b>18th</b>	<b>DuPage</b>	<b>20</b>	<b>73</b>	<b>66</b>	<b>81</b>	<b>240</b>
<b>19th</b>	<b>Lake</b>	<b>23</b>	<b>96</b>	<b>71</b>	<b>6</b>	<b>196</b>
<b>20th</b>	<b>St. Clair</b>	<b>3</b>	<b>46</b>	<b>97</b>	<b>26</b>	<b>172</b>
21st	Iroquois	1	6	2	12	21
	Kankakee	1	33	23	2	59
<b>21st Circuit Total</b>		<b>2</b>	<b>39</b>	<b>25</b>	<b>14</b>	<b>80</b>
<b>22nd</b>	<b>McHenry</b>	<b>3</b>	<b>45</b>	<b>71</b>	<b>11</b>	<b>130</b>
23rd	DeKalb	6	8	12	17	43
	Kendall	8	22	2	8	40
<b>23rd Circuit Total</b>		<b>14</b>	<b>30</b>	<b>14</b>	<b>25</b>	<b>83</b>
24th	Monroe	0	0	0	0	0
	Perry	0	0	0	15	15
	Randolph	0	1	0	5	6
	Washington	0	0	0	2	2
<b>24th Circuit Total</b>		<b>0</b>	<b>1</b>	<b>0</b>	<b>22</b>	<b>23</b>
<b>Cook</b>	<b>Juvenile</b>	<b>125</b>	<b>512</b>	<b>681</b>	<b>0</b>	<b>1,318</b>
<b>Statewide Total</b>		<b>413</b>	<b>1,977</b>	<b>2,224</b>	<b>906</b>	<b>5,520</b>

# JUVENILE RISK CLASSIFICATION



# JUVENILE PETITIONS CONTINUED UNDER SUPERVISION/ ADJUDICATIONS TOTALS FOR THE YEAR 2023

Circuit	County	Continued Under Supervision		Adjudication		Total
		Delinquency	Truancy	Delinquency	Truancy	
1st	Alexander	0	0	2	0	2
	Jackson	15	0	14	0	29
	Johnson	5	0	2	0	7
	Massac	0	0	1	0	1
	Pope	0	0	2	0	2
	Pulaski	1	0	3	0	4
	Saline	0	0	11	0	11
	Union	0	0	5	0	5
	Williamson	4	0	8	0	12
<b>1st Circuit Total</b>		<b>25</b>	<b>0</b>	<b>48</b>	<b>0</b>	<b>73</b>
2nd	Crawford	0	0	0	0	0
	Edwards	0	0	0	0	0
	Franklin	0	0	0	0	0
	Gallatin	0	0	1	0	1
	Hamilton	0	0	2	0	2
	Hardin	0	0	0	0	0
	Jefferson	8	0	20	0	28
	Lawrence	0	0	17	2	19
	Richland	0	0	0	0	0
	Wabash	0	0	0	0	0
	Wayne	6	0	3	0	9
	White	0	0	0	0	0
	<b>2nd Circuit Total</b>		<b>14</b>	<b>0</b>	<b>43</b>	<b>2</b>
3rd	Bond	1	0	12	0	13
	Madison	91	0	35	0	126
<b>3rd Circuit Total</b>		<b>92</b>	<b>0</b>	<b>47</b>	<b>0</b>	<b>139</b>
4th	Christian	0	0	8	1	9
	Clay	1	0	6	0	7
	Clinton	14	0	12	0	26
	Effingham	15	0	10	0	25
	Fayette	6	0	13	0	19
	Jasper	5	0	8	0	13
	Marion	17	0	45	0	62
	Montgomery	10	0	2	0	12
	Shelby	1	0	5	0	6
<b>4th Circuit Total</b>		<b>69</b>	<b>0</b>	<b>109</b>	<b>1</b>	<b>179</b>
5th	Clark	0	0	7	0	7
	Coles	4	0	26	0	30
	Cumberland	1	0	6	0	7
	Edgar	4	0	8	0	12
	Vermilion	2	0	64	0	66
<b>5th Circuit Total</b>		<b>11</b>	<b>0</b>	<b>111</b>	<b>0</b>	<b>122</b>

# JUVENILE PETITIONS CONTINUED UNDER SUPERVISION/ADJUDICATIONS

Circuit	County	Continued Under Supervision		Adjudication		Total
		Delinquency	Truancy	Delinquency	Truancy	
6th	Champaign	6	0	64	0	70
	DeWitt	0	0	0	0	0
	Douglas	4	0	2	0	6
	Macon	22	0	30	0	52
	Moultrie	0	0	3	0	3
	Piatt	0	0	1	0	1
	<b>6th Circuit Total</b>		<b>32</b>	<b>0</b>	<b>100</b>	<b>0</b>
7th	Greene	0	0	2	0	2
	Jersey	23	0	28	0	51
	Macoupin	0	0	19	0	19
	Morgan	0	0	0	0	0
	Sangamon	9	0	82	0	91
	Scott	0	0	0	0	0
	<b>7th Circuit Total</b>		<b>32</b>	<b>0</b>	<b>131</b>	<b>0</b>
8th	Adams	2	0	23	0	25
	Brown	0	0	0	0	0
	Calhoun	3	0	0	0	3
	Cass	6	0	4	0	10
	Mason	0	0	28	0	28
	Menard	0	0	0	0	0
	Pike	8	0	7	0	15
	Schuyler	0	0	0	0	0
	<b>8th Circuit Total</b>		<b>19</b>	<b>0</b>	<b>62</b>	<b>0</b>
9th	Fulton	12	0	8	0	20
	Hancock	4	0	8	0	12
	Henderson	2	0	7	0	9
	Knox	26	0	20	0	46
	McDonough	11	0	17	0	28
	Warren	4	0	4	0	8
	<b>9th Circuit Total</b>		<b>59</b>	<b>0</b>	<b>64</b>	<b>0</b>
10th	Marshall	0	0	14	0	14
	Peoria	0	0	229	0	229
	Putnam	1	0	4	0	5
	Stark	0	0	1	0	1
	Tazewell	24	0	75	0	99
	<b>10th Circuit Total</b>		<b>25</b>	<b>0</b>	<b>323</b>	<b>0</b>
11th	Ford	0	0	0	0	0
	Livingston	0	0	14	0	14
	Logan	3	0	25	0	28
	McLean	8	0	47	0	55
	Woodford	0	0	28	0	28
	<b>11th Circuit Total</b>		<b>11</b>	<b>0</b>	<b>114</b>	<b>0</b>

Note: Due to changes in Morgan County's case management system, probation data in this report only covers the period of January - May 2023.

# JUVENILE PETITIONS CONTINUED UNDER SUPERVISION/ADJUDICATIONS

Circuit	County	Continued Under Supervision		Adjudication		Total
		Delinquency	Truancy	Delinquency	Truancy	
<b>12th</b>	<b>Will</b>	<b>58</b>	<b>0</b>	<b>148</b>	<b>0</b>	<b>206</b>
13th	Bureau	3	0	20	0	23
	Grundy	22	0	12	0	34
	LaSalle	57	0	23	0	80
<b>13th Circuit Total</b>		<b>82</b>	<b>0</b>	<b>55</b>	<b>0</b>	<b>137</b>
14th	Henry	0	0	17	0	17
	Mercer	0	0	16	0	16
	Rock Island	57	0	75	0	132
	Whiteside	0	0	30	1	31
<b>14th Circuit Total</b>		<b>57</b>	<b>0</b>	<b>138</b>	<b>1</b>	<b>196</b>
15th	Carroll	0	0	6	0	6
	Jo Daviess	0	0	2	0	2
	Lee	1	0	23	0	24
	Ogle	0	0	45	0	45
	Stephenson	19	0	26	0	45
<b>15th Circuit Total</b>		<b>20</b>	<b>0</b>	<b>102</b>	<b>0</b>	<b>122</b>
<b>16th</b>	<b>Kane</b>	<b>36</b>	<b>0</b>	<b>111</b>	<b>0</b>	<b>147</b>
17th	Boone	5	0	48	0	53
	Winnebago	93	0	60	0	153
<b>17th Circuit Total</b>		<b>98</b>	<b>0</b>	<b>108</b>	<b>0</b>	<b>206</b>
<b>18th</b>	<b>DuPage</b>	<b>97</b>	<b>0</b>	<b>71</b>	<b>0</b>	<b>168</b>
<b>19th</b>	<b>Lake</b>	<b>0</b>	<b>0</b>	<b>176</b>	<b>0</b>	<b>176</b>
<b>20th</b>	<b>St. Clair</b>	<b>0</b>	<b>0</b>	<b>0</b>	<b>0</b>	<b>0</b>
21st	Iroquois	0	0	20	0	20
	Kankakee	29	0	28	0	57
<b>21st Circuit Total</b>		<b>29</b>	<b>0</b>	<b>48</b>	<b>0</b>	<b>77</b>
<b>22nd</b>	<b>McHenry</b>	<b>1</b>	<b>0</b>	<b>2</b>	<b>0</b>	<b>3</b>
23rd	DeKalb	31	0	11	0	42
	Kendall	16	1	114	5	136
<b>23rd Circuit Total</b>		<b>47</b>	<b>1</b>	<b>125</b>	<b>5</b>	<b>178</b>
24th	Monroe	0	0	0	0	0
	Perry	2	0	7	0	9
	Randolph	1	0	2	0	3
	Washington	0	0	1	0	1
<b>24th Circuit Total</b>		<b>3</b>	<b>0</b>	<b>10</b>	<b>0</b>	<b>13</b>
<b>Cook</b>	<b>Juvenile</b>	<b>14,244</b>	<b>0</b>	<b>1,025</b>	<b>0</b>	<b>15,269</b>
<b>Statewide Total</b>		<b>15,161</b>	<b>1</b>	<b>3,271</b>	<b>9</b>	<b>18,442</b>



# JUVENILE PROGRAMS ORDERED TOTALS FOR THE YEAR 2023

Circuit	County	Alcohol	Drug	Alcohol & Drug	Youth Services	Mental Health	Alt. Ed.	TASC	UDIS	JTPA	Other	Total
1st	Alexander	0	0	0	0	0	0	0	0	0	0	0
	Jackson	0	0	0	0	0	0	0	0	0	36	36
	Johnson	0	0	0	1	0	0	0	0	0	4	5
	Massac	0	0	0	0	0	0	0	0	0	0	0
	Pope	0	0	0	0	0	0	0	0	0	0	0
	Pulaski	0	0	0	0	0	0	0	3	0	3	6
	Saline	0	0	0	0	0	0	0	0	0	0	0
	Union	0	0	0	0	1	0	0	0	2	13	16
	Williamson	0	0	0	0	0	0	0	0	0	34	34
<b>1st Circuit Total</b>		<b>0</b>	<b>0</b>	<b>0</b>	<b>1</b>	<b>1</b>	<b>0</b>	<b>0</b>	<b>3</b>	<b>2</b>	<b>90</b>	<b>97</b>
2nd	Crawford	0	0	0	0	10	0	0	0	0	0	10
	Edwards	0	0	0	0	0	0	0	0	0	0	0
	Franklin	1	0	6	0	4	0	0	0	0	1	12
	Gallatin	0	0	0	0	0	0	0	0	0	0	0
	Hamilton	0	0	1	0	0	0	0	0	0	0	1
	Hardin	0	0	0	0	0	0	0	0	0	0	0
	Jefferson	0	0	0	0	0	0	0	0	0	0	0
	Lawrence	0	0	0	0	1	0	0	0	0	0	1
	Richland	0	1	0	0	0	0	0	0	0	0	1
	Wabash	0	0	0	0	1	0	0	0	0	0	1
	Wayne	0	0	2	0	0	0	0	0	0	0	2
	White	0	0	0	0	0	0	0	0	0	0	0
<b>2nd Circuit Total</b>		<b>1</b>	<b>1</b>	<b>9</b>	<b>0</b>	<b>16</b>	<b>0</b>	<b>0</b>	<b>0</b>	<b>0</b>	<b>1</b>	<b>28</b>
3rd	Bond	0	0	0	0	0	0	0	0	0	6	6
	Madison	0	3	5	0	24	0	0	0	0	98	130
<b>3rd Circuit Total</b>		<b>0</b>	<b>3</b>	<b>5</b>	<b>0</b>	<b>24</b>	<b>0</b>	<b>0</b>	<b>0</b>	<b>0</b>	<b>104</b>	<b>136</b>
4th	Christian	0	0	0	0	0	0	0	0	0	22	22
	Clay	0	0	0	1	0	0	6	0	0	21	28
	Clinton	0	0	0	0	3	0	0	0	0	33	36
	Effingham	0	0	0	0	1	0	0	0	0	30	31
	Fayette	0	0	3	0	0	0	0	0	0	29	32
	Jasper	0	0	0	0	0	0	0	0	0	0	0
	Marion	0	0	49	13	47	25	0	0	0	130	264
	Montgomery	0	0	0	0	0	0	0	0	0	42	42
	Shelby	0	0	0	0	1	0	0	0	0	0	1
<b>4th Circuit Total</b>		<b>0</b>	<b>0</b>	<b>52</b>	<b>14</b>	<b>52</b>	<b>25</b>	<b>6</b>	<b>0</b>	<b>0</b>	<b>307</b>	<b>456</b>
5th	Clark	0	0	3	0	4	0	0	0	0	0	7
	Coles	0	0	0	0	0	0	0	0	0	0	0
	Cumberland	0	0	0	0	0	0	0	0	0	0	0
	Edgar	0	2	0	0	1	0	0	0	0	0	3
	Vermilion	0	0	1	0	0	0	0	0	0	229	230
<b>5th Circuit Total</b>		<b>0</b>	<b>2</b>	<b>4</b>	<b>0</b>	<b>5</b>	<b>0</b>	<b>0</b>	<b>0</b>	<b>0</b>	<b>229</b>	<b>240</b>

# JUVENILE PROGRAMS ORDERED

Circuit	County	Alcohol	Drug	Alcohol & Drug	Youth Services	Mental Health	Alt. Ed.	TASC	UDIS	JTPA	Other	Total
6th	Champaign	0	0	1	0	1	0	0	0	0	0	2
	DeWitt	0	0	0	0	0	0	0	0	0	0	0
	Douglas	0	0	0	0	3	0	0	0	0	3	6
	Macon	0	0	1	0	8	0	0	0	0	136	145
	Moultrie	0	0	0	0	0	0	0	0	0	0	0
	Piatt	0	0	0	0	4	0	0	0	0	0	4
<b>6th Circuit Total</b>		<b>0</b>	<b>0</b>	<b>2</b>	<b>0</b>	<b>16</b>	<b>0</b>	<b>0</b>	<b>0</b>	<b>0</b>	<b>139</b>	<b>157</b>
7th	Greene	0	0	0	0	0	0	0	0	0	0	0
	Jersey	0	0	0	0	1	0	0	0	0	0	1
	Macoupin	1	0	1	0	1	0	0	0	0	0	3
	Morgan	0	0	0	0	0	0	0	0	0	0	0
	Sangamon	0	0	0	0	0	0	0	0	0	28	28
	Scott	0	0	0	0	0	0	0	0	0	0	0
<b>7th Circuit Total</b>		<b>1</b>	<b>0</b>	<b>1</b>	<b>0</b>	<b>2</b>	<b>0</b>	<b>0</b>	<b>0</b>	<b>0</b>	<b>28</b>	<b>32</b>
8th	Adams	1	0	42	0	43	0	0	0	0	44	130
	Brown	0	0	0	0	0	0	0	0	0	0	0
	Calhoun	0	0	0	0	0	0	0	0	0	0	0
	Cass	0	0	0	0	0	0	0	0	0	0	0
	Mason	0	0	0	0	0	0	0	0	0	0	0
	Menard	0	0	0	0	0	0	0	0	0	0	0
	Pike	0	0	0	0	0	0	0	0	0	1	1
	Schuyler	0	0	0	0	0	0	0	0	0	0	0
<b>8th Circuit Total</b>		<b>1</b>	<b>0</b>	<b>42</b>	<b>0</b>	<b>43</b>	<b>0</b>	<b>0</b>	<b>0</b>	<b>0</b>	<b>45</b>	<b>131</b>
9th	Fulton	0	0	9	0	9	0	0	0	0	14	32
	Hancock	0	0	2	0	3	0	0	0	0	11	16
	Henderson	0	0	5	0	5	0	0	0	0	16	26
	Knox	0	0	8	0	16	0	0	0	0	52	76
	McDonough	0	0	3	3	15	0	0	0	0	43	64
	Warren	0	0	0	0	4	0	0	0	0	16	20
<b>9th Circuit Total</b>		<b>0</b>	<b>0</b>	<b>27</b>	<b>3</b>	<b>52</b>	<b>0</b>	<b>0</b>	<b>0</b>	<b>0</b>	<b>152</b>	<b>234</b>
10th	Marshall	0	0	0	0	0	0	0	0	0	3	3
	Peoria	0	0	28	101	27	0	0	0	30	2	188
	Putnam	0	0	0	0	0	0	0	0	0	0	0
	Stark	0	0	0	0	0	0	0	0	0	0	0
	Tazewell	0	0	0	0	7	0	0	0	0	33	40
<b>10th Circuit Total</b>		<b>0</b>	<b>0</b>	<b>28</b>	<b>101</b>	<b>34</b>	<b>0</b>	<b>0</b>	<b>0</b>	<b>30</b>	<b>38</b>	<b>231</b>
11th	Ford	0	0	0	0	0	0	0	0	0	2	2
	Livingston	2	0	4	0	6	0	0	0	0	12	24
	Logan	0	0	0	1	13	0	0	0	0	17	31
	McLean	0	4	3	3	7	5	0	0	0	8	30
	Woodford	1	0	24	0	28	0	0	0	0	5	58
<b>11th Circuit Total</b>		<b>3</b>	<b>4</b>	<b>31</b>	<b>4</b>	<b>54</b>	<b>5</b>	<b>0</b>	<b>0</b>	<b>0</b>	<b>44</b>	<b>145</b>

Note: Due to changes in Morgan County's case management system, probation data in this report only covers the period of January - May 2023.

# JUVENILE PROGRAMS ORDERED

Circuit	County	Alcohol	Drug	Alcohol & Drug	Youth Services	Mental Health	Alt. Ed.	TASC	UDIS	JTPA	Other	Total
<b>12th</b>	<b>Will</b>	<b>0</b>	<b>43</b>	<b>8</b>	<b>0</b>	<b>79</b>	<b>0</b>	<b>0</b>	<b>0</b>	<b>0</b>	<b>377</b>	<b>507</b>
13th	Bureau	0	0	1	0	0	0	0	0	0	89	90
	Grundy	0	0	2	0	6	0	0	0	0	108	116
	LaSalle	1	6	3	7	32	0	0	0	0	24	73
<b>13th Circuit Total</b>		<b>1</b>	<b>6</b>	<b>6</b>	<b>7</b>	<b>38</b>	<b>0</b>	<b>0</b>	<b>0</b>	<b>0</b>	<b>221</b>	<b>279</b>
14th	Henry	0	0	3	0	4	0	0	0	0	65	72
	Mercer	0	0	3	0	5	0	0	0	0	18	26
	Rock Island	0	0	13	12	47	0	0	0	0	135	207
	Whiteside	0	0	0	0	16	0	0	0	0	15	31
<b>14th Circuit Total</b>		<b>0</b>	<b>0</b>	<b>19</b>	<b>12</b>	<b>72</b>	<b>0</b>	<b>0</b>	<b>0</b>	<b>0</b>	<b>233</b>	<b>336</b>
15th	Carroll	0	0	0	0	0	0	0	0	0	0	0
	Jo Daviess	0	0	0	0	1	0	0	0	0	1	2
	Lee	2	3	7	0	1	1	0	0	0	6	20
	Ogle	0	0	0	0	2	0	0	0	0	81	83
	Stephenson	0	0	0	0	1	0	0	0	0	21	22
<b>15th Circuit Total</b>		<b>2</b>	<b>3</b>	<b>7</b>	<b>0</b>	<b>5</b>	<b>1</b>	<b>0</b>	<b>0</b>	<b>0</b>	<b>109</b>	<b>127</b>
<b>16th</b>	<b>Kane</b>	<b>0</b>	<b>4</b>	<b>33</b>	<b>3</b>	<b>46</b>	<b>0</b>	<b>0</b>	<b>0</b>	<b>0</b>	<b>44</b>	<b>130</b>
17th	Boone	0	0	35	0	20	0	0	0	0	0	55
	Winnebago	0	0	68	8	71	50	0	0	0	42	239
<b>17th Circuit Total</b>		<b>0</b>	<b>0</b>	<b>103</b>	<b>8</b>	<b>91</b>	<b>50</b>	<b>0</b>	<b>0</b>	<b>0</b>	<b>42</b>	<b>294</b>
<b>18th</b>	<b>DuPage</b>	<b>0</b>	<b>0</b>	<b>0</b>	<b>0</b>	<b>0</b>	<b>0</b>	<b>0</b>	<b>0</b>	<b>0</b>	<b>0</b>	<b>0</b>
<b>19th</b>	<b>Lake</b>	<b>0</b>	<b>0</b>	<b>55</b>	<b>0</b>	<b>181</b>	<b>0</b>	<b>0</b>	<b>0</b>	<b>0</b>	<b>311</b>	<b>547</b>
<b>20th</b>	<b>St. Clair</b>	<b>0</b>	<b>0</b>	<b>20</b>	<b>0</b>	<b>66</b>	<b>0</b>	<b>0</b>	<b>0</b>	<b>0</b>	<b>0</b>	<b>86</b>
21st	Iroquois	0	0	0	0	0	0	0	0	0	0	0
	Kankakee	0	0	0	0	0	0	0	0	0	0	0
<b>21st Circuit Total</b>		<b>0</b>	<b>0</b>	<b>0</b>	<b>0</b>	<b>0</b>	<b>0</b>	<b>0</b>	<b>0</b>	<b>0</b>	<b>0</b>	<b>0</b>
<b>22nd</b>	<b>McHenry</b>	<b>1</b>	<b>5</b>	<b>6</b>	<b>0</b>	<b>7</b>	<b>0</b>	<b>0</b>	<b>0</b>	<b>0</b>	<b>0</b>	<b>19</b>
23rd	DeKalb	0	0	4	0	10	0	0	0	0	21	35
	Kendall	0	0	36	0	53	1	0	0	0	309	399
<b>23rd Circuit Total</b>		<b>0</b>	<b>0</b>	<b>40</b>	<b>0</b>	<b>63</b>	<b>1</b>	<b>0</b>	<b>0</b>	<b>0</b>	<b>330</b>	<b>434</b>
24th	Monroe	0	0	0	0	0	0	0	0	0	0	0
	Perry	0	0	0	0	2	0	0	0	0	12	14
	Randolph	0	0	0	0	0	0	0	0	0	1	1
	Washington	0	0	1	0	2	0	0	0	0	0	3
<b>24th Circuit Total</b>		<b>0</b>	<b>0</b>	<b>1</b>	<b>0</b>	<b>4</b>	<b>0</b>	<b>0</b>	<b>0</b>	<b>0</b>	<b>13</b>	<b>18</b>
<b>Cook</b>	<b>Juvenile</b>	<b>0</b>	<b>0</b>	<b>0</b>	<b>0</b>	<b>0</b>	<b>0</b>	<b>0</b>	<b>0</b>	<b>0</b>	<b>0</b>	<b>0</b>
<b>Statewide Total</b>		<b>10</b>	<b>71</b>	<b>499</b>	<b>153</b>	<b>951</b>	<b>82</b>	<b>6</b>	<b>3</b>	<b>32</b>	<b>2,857</b>	<b>4,664</b>

# JUVENILE PLACEMENTS

## TOTALS FOR THE YEAR 2023

Circuit	County	Placed in Foster Home		Placed in Group Home		Placed in Treatment		Placed with Relative		Total
		In State	Out of State	In State	Out of State	In State	Out of State	In State	Out of State	
1st	Alexander	0	0	0	0	0	0	0	0	0
	Jackson	0	0	0	0	0	0	0	0	0
	Johnson	0	0	0	0	0	0	0	0	0
	Massac	0	0	0	0	0	0	0	0	0
	Pope	0	0	0	0	0	0	0	0	0
	Pulaski	0	0	0	0	0	0	2	0	2
	Saline	0	0	0	0	0	0	0	0	0
	Union	0	0	0	0	0	0	0	0	0
	Williamson	0	0	0	0	0	0	0	0	0
<b>1st Circuit Total</b>		<b>0</b>	<b>0</b>	<b>0</b>	<b>0</b>	<b>0</b>	<b>0</b>	<b>2</b>	<b>0</b>	<b>2</b>
2nd	Crawford	0	0	0	0	0	0	0	0	0
	Edwards	0	0	0	0	0	0	1	0	1
	Franklin	0	0	0	0	0	0	0	0	0
	Gallatin	0	0	0	0	0	0	0	0	0
	Hamilton	0	0	0	0	0	0	0	0	0
	Hardin	0	0	0	0	0	0	0	0	0
	Jefferson	0	0	0	0	0	0	0	0	0
	Lawrence	0	0	0	0	0	0	1	0	1
	Richland	0	0	0	0	0	0	0	0	0
	Wabash	0	0	0	0	0	0	0	0	0
	Wayne	0	0	0	0	0	0	0	0	0
	White	0	0	0	0	0	0	0	0	0
	<b>2nd Circuit Total</b>		<b>0</b>	<b>0</b>	<b>0</b>	<b>0</b>	<b>0</b>	<b>0</b>	<b>2</b>	<b>0</b>
3rd	Bond	0	0	0	0	0	0	0	0	0
	Madison	2	0	1	0	0	0	0	0	3
<b>3rd Circuit Total</b>		<b>2</b>	<b>0</b>	<b>1</b>	<b>0</b>	<b>0</b>	<b>0</b>	<b>0</b>	<b>0</b>	<b>3</b>
4th	Christian	0	0	0	0	0	0	0	0	0
	Clay	0	0	0	0	0	0	0	0	0
	Clinton	0	0	0	0	0	0	1	0	1
	Effingham	0	0	0	0	0	0	0	0	0
	Fayette	0	0	0	0	0	0	0	0	0
	Jasper	0	0	0	0	0	0	0	0	0
	Marion	0	0	0	0	0	0	0	0	0
	Montgomery	0	0	0	0	0	0	0	0	0
	Shelby	0	0	0	0	0	0	0	0	0
<b>4th Circuit Total</b>		<b>0</b>	<b>0</b>	<b>0</b>	<b>0</b>	<b>0</b>	<b>0</b>	<b>1</b>	<b>0</b>	<b>1</b>
5th	Clark	0	0	0	0	0	0	0	0	0
	Coles	0	0	0	0	0	0	0	0	0
	Cumberland	0	0	0	0	0	0	0	0	0
	Edgar	0	0	0	0	0	0	0	0	0
	Vermilion	1	0	0	0	0	0	0	0	1
<b>5th Circuit Total</b>		<b>1</b>	<b>0</b>	<b>0</b>	<b>0</b>	<b>0</b>	<b>0</b>	<b>0</b>	<b>0</b>	<b>1</b>

# JUVENILE PLACEMENTS

Circuit	County	Placed in Foster Home		Placed in Group Home		Placed in Treatment		Placed with Relative		Total
		In State	Out of State	In State	Out of State	In State	Out of State	In State	Out of State	
6th	Champaign	2	0	2	0	2	0	1	0	7
	DeWitt	0	0	0	0	0	0	0	0	0
	Douglas	0	0	0	0	0	0	0	0	0
	Macon	0	0	0	0	0	0	0	0	0
	Moultrie	0	0	0	0	0	0	0	0	0
	Piatt	0	0	0	0	0	0	0	0	0
<b>6th Circuit Total</b>		<b>2</b>	<b>0</b>	<b>2</b>	<b>0</b>	<b>2</b>	<b>0</b>	<b>1</b>	<b>0</b>	<b>7</b>
7th	Greene	0	0	0	0	0	0	0	0	0
	Jersey	0	0	0	0	0	0	0	0	0
	Macoupin	0	0	0	0	0	0	0	0	0
	Morgan	0	0	0	0	0	0	0	0	0
	Sangamon	3	0	0	0	0	0	0	0	3
	Scott	0	0	0	0	0	0	0	0	0
<b>7th Circuit Total</b>		<b>3</b>	<b>0</b>	<b>0</b>	<b>0</b>	<b>0</b>	<b>0</b>	<b>0</b>	<b>0</b>	<b>3</b>
8th	Adams	0	0	0	0	0	0	0	0	0
	Brown	0	0	0	0	0	0	0	0	0
	Calhoun	0	0	0	0	0	0	0	0	0
	Cass	0	0	0	0	0	0	0	0	0
	Mason	0	0	0	0	0	0	0	0	0
	Menard	0	0	0	0	0	0	0	0	0
	Pike	0	0	0	0	0	0	0	0	0
	Schuyler	0	0	0	0	0	0	0	0	0
<b>8th Circuit Total</b>		<b>0</b>	<b>0</b>	<b>0</b>	<b>0</b>	<b>0</b>	<b>0</b>	<b>0</b>	<b>0</b>	<b>0</b>
9th	Fulton	0	0	0	0	0	0	0	0	0
	Hancock	0	0	0	0	0	0	0	0	0
	Henderson	0	0	0	0	0	0	0	0	0
	Knox	0	0	0	0	0	0	0	0	0
	McDonough	0	0	0	0	3	0	0	0	3
	Warren	1	0	0	0	0	0	0	0	1
<b>9th Circuit Total</b>		<b>1</b>	<b>0</b>	<b>0</b>	<b>0</b>	<b>3</b>	<b>0</b>	<b>0</b>	<b>0</b>	<b>4</b>
10th	Marshall	0	0	0	0	0	0	0	0	0
	Peoria	0	0	0	0	0	0	0	0	0
	Putnam	0	0	0	0	0	0	0	0	0
	Stark	0	0	0	0	0	0	0	0	0
	Tazewell	0	0	0	0	2	0	0	0	2
	<b>10th Circuit Total</b>		<b>0</b>	<b>0</b>	<b>0</b>	<b>0</b>	<b>2</b>	<b>0</b>	<b>0</b>	<b>0</b>
11th	Ford	0	0	0	0	0	0	0	0	0
	Livingston	0	0	0	0	0	0	0	0	0
	Logan	0	0	0	0	0	0	0	0	0
	McLean	1	0	1	0	2	1	0	0	5
	Woodford	0	0	2	0	2	0	0	0	4
	<b>11th Circuit Total</b>		<b>1</b>	<b>0</b>	<b>3</b>	<b>0</b>	<b>4</b>	<b>1</b>	<b>0</b>	<b>0</b>

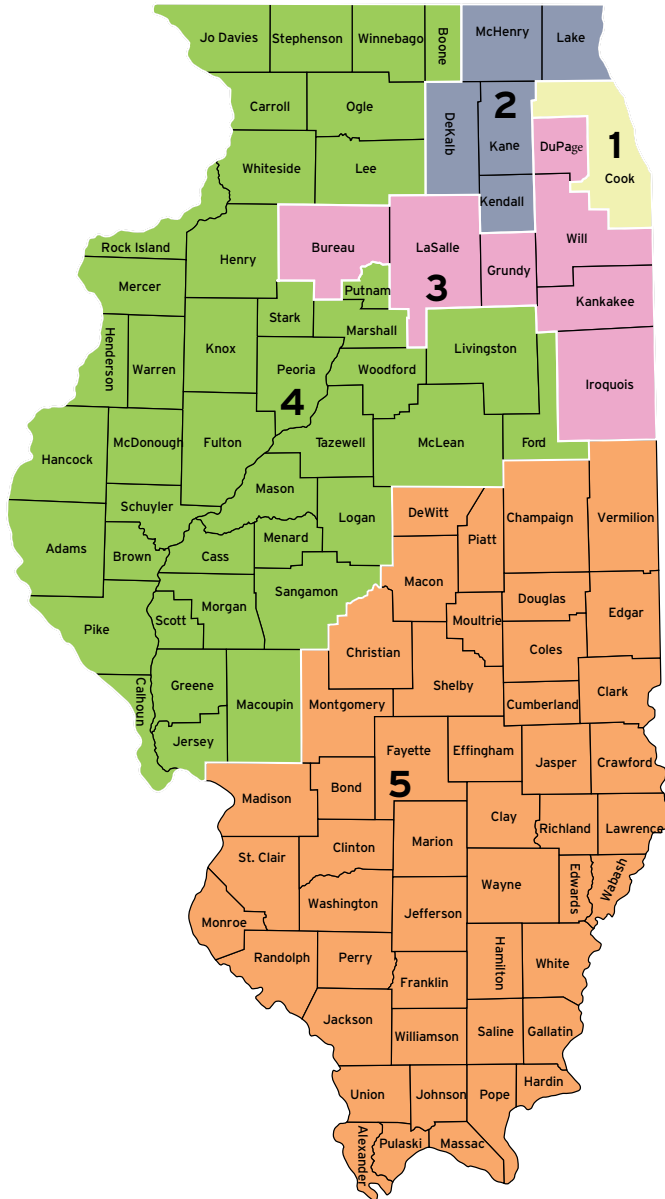
Note: Due to changes in Morgan County's case management system, probation data in this report only covers the period of January - May 2023.

# JUVENILE PLACEMENTS

Circuit	County	Placed in Foster Home		Placed in Group Home		Placed in Treatment		Placed with Relative		Total
		In State	Out of State	In State	Out of State	In State	Out of State	In State	Out of State	
12th	Will	4	0	0	0	0	0	13	0	17
13th	Bureau	0	0	0	0	0	0	0	0	0
	Grundy	0	0	0	0	0	0	0	0	0
	LaSalle	0	0	0	0	1	0	0	0	1
<b>13th Circuit Total</b>		<b>0</b>	<b>0</b>	<b>0</b>	<b>0</b>	<b>1</b>	<b>0</b>	<b>0</b>	<b>0</b>	<b>1</b>
14th	Henry	0	0	0	0	0	0	0	0	0
	Mercer	0	0	0	0	0	0	0	0	0
	Rock Island	0	0	1	0	8	1	0	0	10
	Whiteside	1	0	0	0	0	0	0	0	1
<b>14th Circuit Total</b>		<b>1</b>	<b>0</b>	<b>1</b>	<b>0</b>	<b>8</b>	<b>1</b>	<b>0</b>	<b>0</b>	<b>11</b>
15th	Carroll	0	0	0	0	0	0	0	0	0
	Jo Daviess	0	0	0	0	0	0	1	0	1
	Lee	0	0	0	0	2	0	0	0	2
	Ogle	0	0	0	0	0	0	0	0	0
	Stephenson	0	0	0	0	0	0	0	0	0
<b>15th Circuit Total</b>		<b>0</b>	<b>0</b>	<b>0</b>	<b>0</b>	<b>2</b>	<b>0</b>	<b>1</b>	<b>0</b>	<b>3</b>
16th	Kane	0	0	0	0	0	0	0	0	0
17th	Boone	0	0	0	0	5	0	0	0	5
	Winnebago	7	0	2	0	13	4	0	0	26
<b>17th Circuit Total</b>		<b>7</b>	<b>0</b>	<b>2</b>	<b>0</b>	<b>18</b>	<b>4</b>	<b>0</b>	<b>0</b>	<b>31</b>
18th	DuPage	0	0	0	0	0	0	0	0	0
19th	Lake	0	0	3	1	26	0	0	0	30
20th	St. Clair	0	0	0	0	0	0	0	0	0
21st	Iroquois	0	0	0	0	1	0	0	0	1
	Kankakee	2	0	2	0	0	0	0	0	4
<b>21st Circuit Total</b>		<b>2</b>	<b>0</b>	<b>2</b>	<b>0</b>	<b>1</b>	<b>0</b>	<b>0</b>	<b>0</b>	<b>5</b>
22nd	McHenry	0	0	0	0	3	0	0	0	3
23rd	DeKalb	0	0	0	0	0	0	0	0	0
	Kendall	1	0	0	0	0	0	0	0	1
<b>23rd Circuit Total</b>		<b>1</b>	<b>0</b>	<b>0</b>	<b>0</b>	<b>0</b>	<b>0</b>	<b>0</b>	<b>0</b>	<b>1</b>
24th	Monroe	0	0	0	0	0	0	0	0	0
	Perry	0	0	0	0	0	0	0	0	0
	Randolph	0	0	0	0	0	0	0	0	0
	Washington	0	0	0	0	0	0	0	0	0
<b>24th Circuit Total</b>		<b>0</b>	<b>0</b>	<b>0</b>	<b>0</b>	<b>0</b>	<b>0</b>	<b>0</b>	<b>0</b>	<b>0</b>
<b>Cook</b>	<b>Juvenile</b>	<b>16</b>	<b>0</b>	<b>0</b>	<b>0</b>	<b>23</b>	<b>3</b>	<b>0</b>	<b>0</b>	<b>42</b>
<b>Statewide Total</b>		<b>41</b>	<b>0</b>	<b>14</b>	<b>1</b>	<b>93</b>	<b>9</b>	<b>20</b>	<b>0</b>	<b>178</b>

# **APPELLATE COURTS OF ILLINOIS**

# MAP OF APPELLATE AND SUPREME COURT JUDICIAL DISTRICTS AND DIRECTORY OF APPELLATE CLERKS



## APPELLATE COURT DIRECTORY

### FIRST DISTRICT

160 North LaSalle  
Chicago, IL 60601

312-7935484

Thomas D. Palella, *Clerk*

### FOURTH DISTRICT

201 W. Monroe Street  
Springfield, IL 62704

217-782-2568

Carla Bender, *Clerk*

### SECOND DISTRICT

55 Symphony Way  
Elgin, IL 60120

847-695-3750

Jeffrey Kaplan, *Clerk*

### FIFTH DISTRICT

14th & Main Street Mt.  
Vernon, IL 62864

618-242-3120

Cortney E. Kuntze, *Clerk*

### THIRD DISTRICT

1004 Columbus Street  
Ottawa, IL 61350

815-434-5050

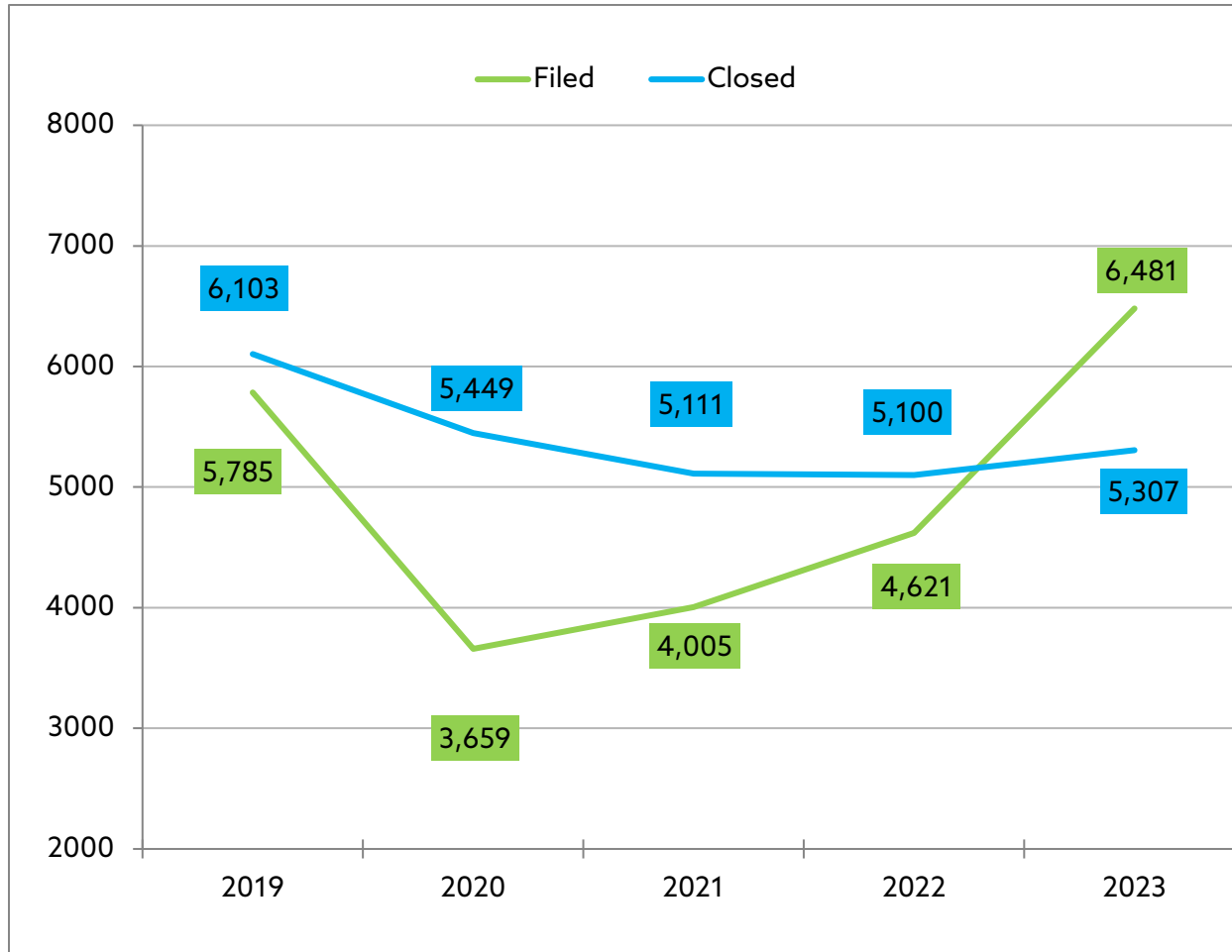
Zachary A. Hooper, *Clerk*



# APPELLATE COURTS OF ILLINOIS

## FIVE-YEAR TRENDS

### TOTAL CASELOAD

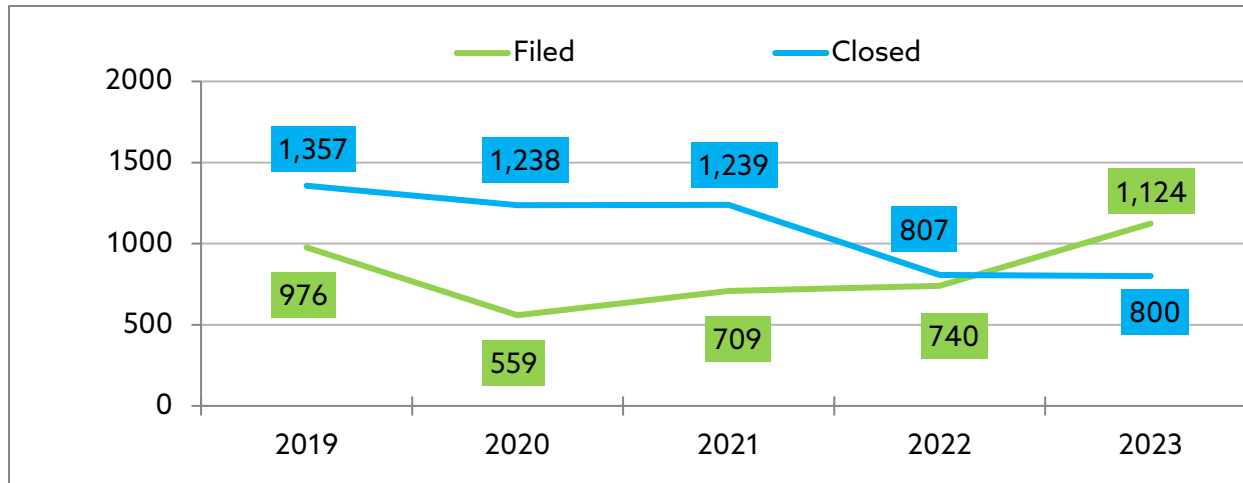


From 2019 to 2022, the total new filed Appellate cases decreased by 20%. From 2019 to 2023, new filed cases cases increased by 12%.

From 2019 to 2022, the total closed Appellate cases decreased by 16.4%. From 2019 to 2023, closed cases decreased by 13%.

# APPELLATE COURTS OF ILLINOIS FIVE-YEAR TRENDS

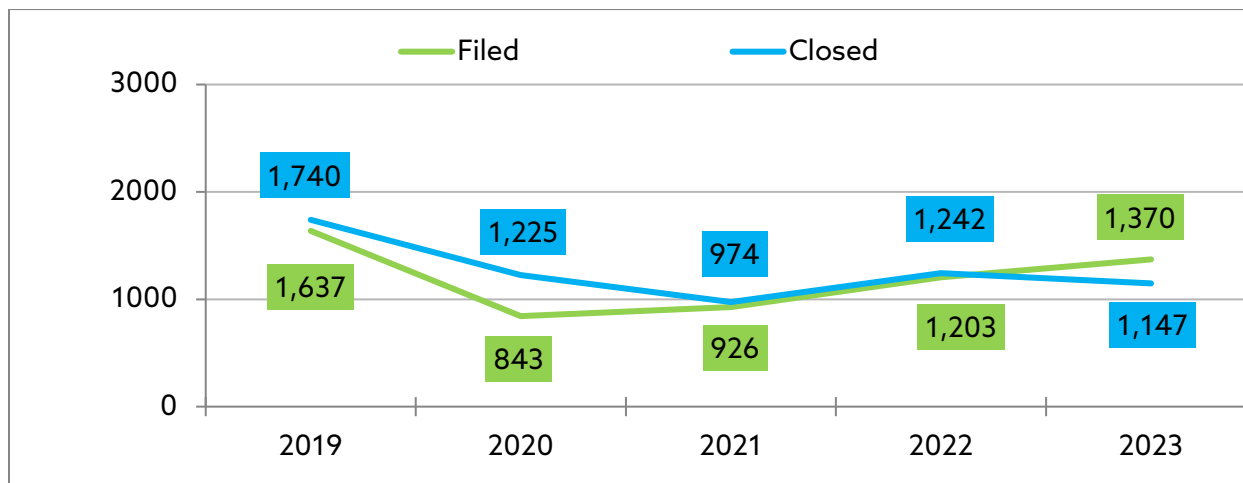
## FIRST DISTRICT - CRIMINAL CASES



From 2019 to 2022, new filed criminal cases for the First Appellate District decreased by 24.1%. From 2019 to 2023, new filed cases increased by 15.1%.

From 2019 to 2022, closed cases decreased by 40.5%. From 2019 to 2023, closed cases decreased by 41%.

## FIRST DISTRICT - CIVIL CASES

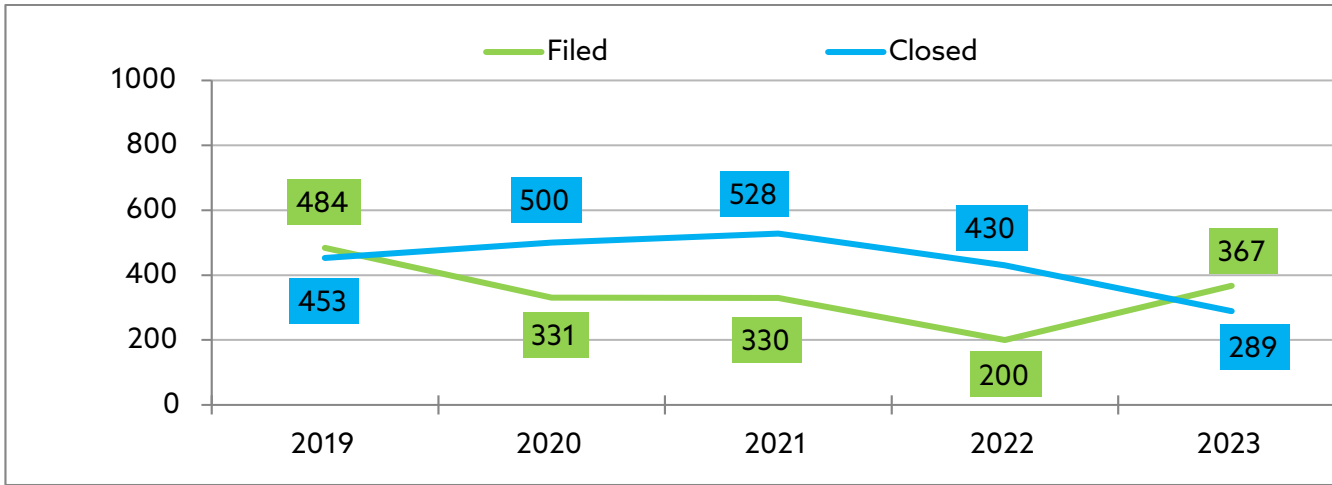


From 2019 to 2022, new filed civil cases for the First Appellate District decreased by 26.5%. From 2019 to 2023, new filed cases decreased by 16.3%.

From 2019 to 2022, closed cases decreased by 28.6%. From 2019 to 2023, closed cases decreased by 34%.

# APPELLATE COURTS OF ILLINOIS FIVE-YEAR TRENDS

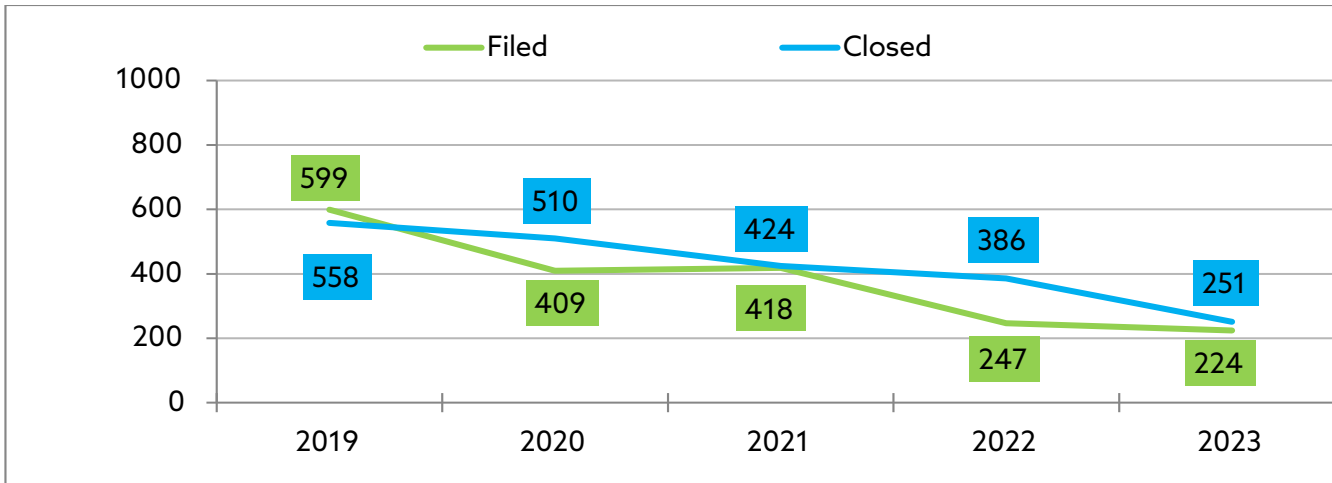
## SECOND DISTRICT - CRIMINAL CASES



From 2019 to 2022, new filed criminal cases for the Second Appellate District decreased by 58.6%. From 2019 to 2023, new filed cases decreased by 24.1%.

From 2019 to 2022, closed cases decreased by 5%. From 2019 to 2023, closed cases decreased by 36.2%.

## SECOND DISTRICT - CIVIL CASES

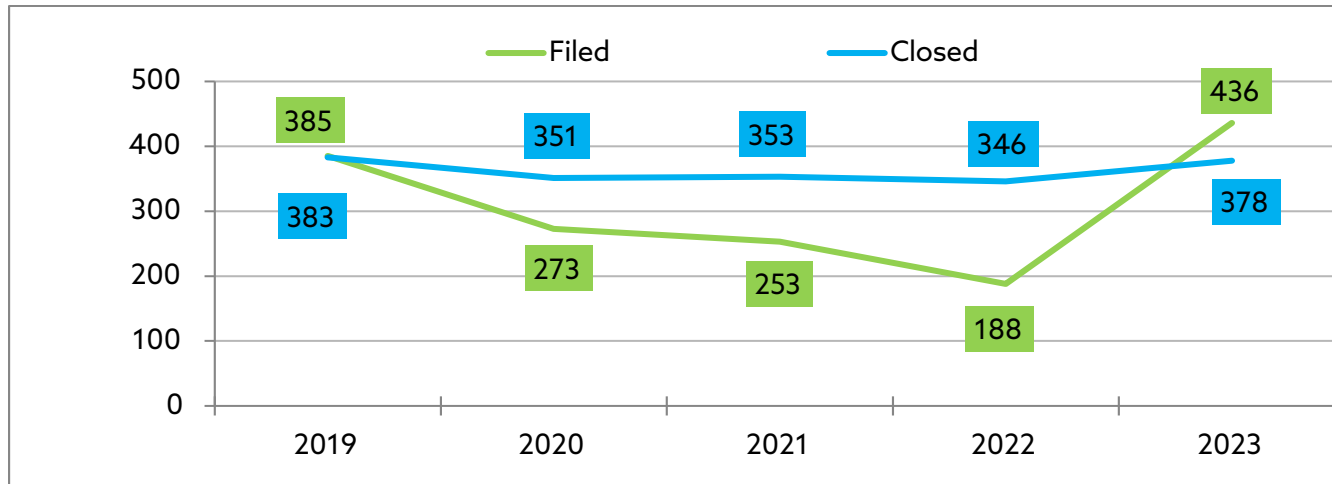


From 2019 to 2022, new filed civil cases for the Second Appellate District decreased by 58.7%. From 2019 to 2023, new filed cases decreased by 62.6%.

From 2019 to 2022, closed cases decreased by 30.8%. From 2019 to 2023, closed cases decreased by 55%.

# APPELLATE COURTS OF ILLINOIS FIVE-YEAR TRENDS

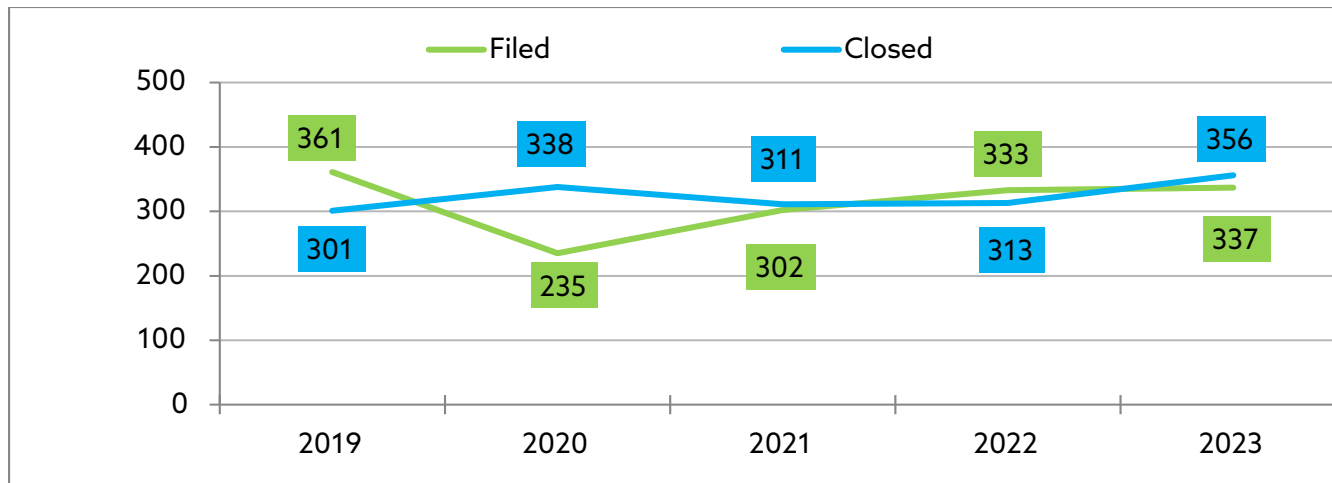
## THIRD DISTRICT - CRIMINAL CASES



From 2019 to 2022, new filed criminal cases for the Third Appellate District decreased by 51.1%. From 2019 to 2023, new filed cases increased by 13.2%.

From 2019 to 2022, closed cases decreased by 9.6%. From 2019 to 2023, closed cases decreased by 1.3%.

## THIRD DISTRICT - CIVIL CASES

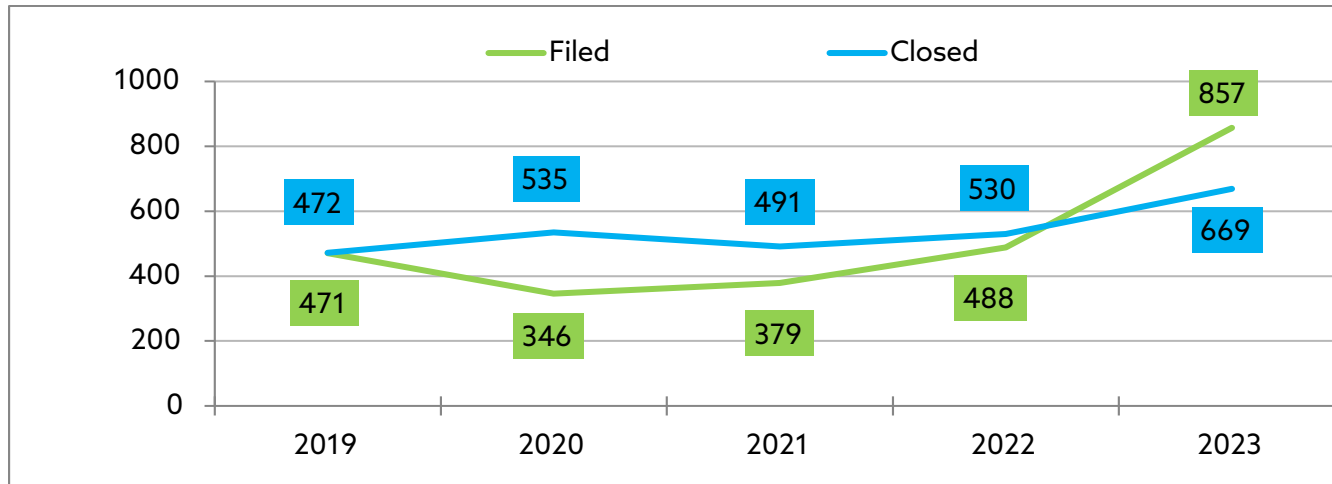


From 2019 to 2022, new filed civil cases for the Third Appellate District decreased by 7.7%. From 2019 to 2023, new filed cases decreased by 6.6%.

From 2019 to 2022, closed cases increased by 3.9%. From 2019 to 2023, closed cases increased by 18.2%.

# APPELLATE COURTS OF ILLINOIS FIVE-YEAR TRENDS

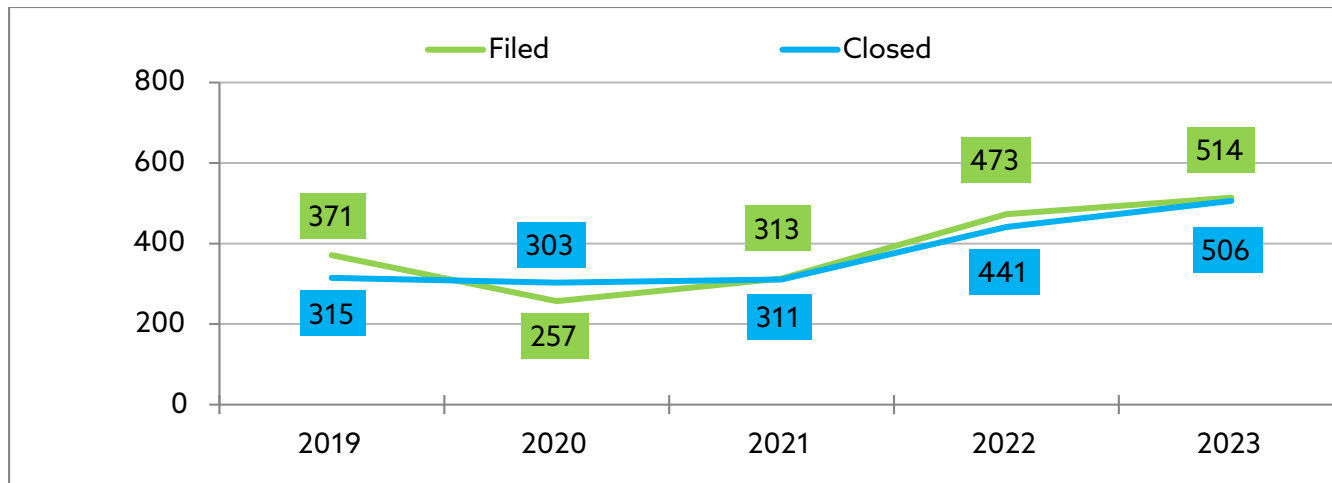
## FOURTH DISTRICT - CRIMINAL CASES



From 2019 to 2022, new filed criminal cases for the Fourth Appellate District increased by 3.6%. From 2019 to 2023, new filed cases increased by 81.9%.

From 2019 to 2022, closed cases increased by 12.2%. From 2019 to 2023, closed cases increased by 41.7%.

## FOURTH DISTRICT - CIVIL CASES

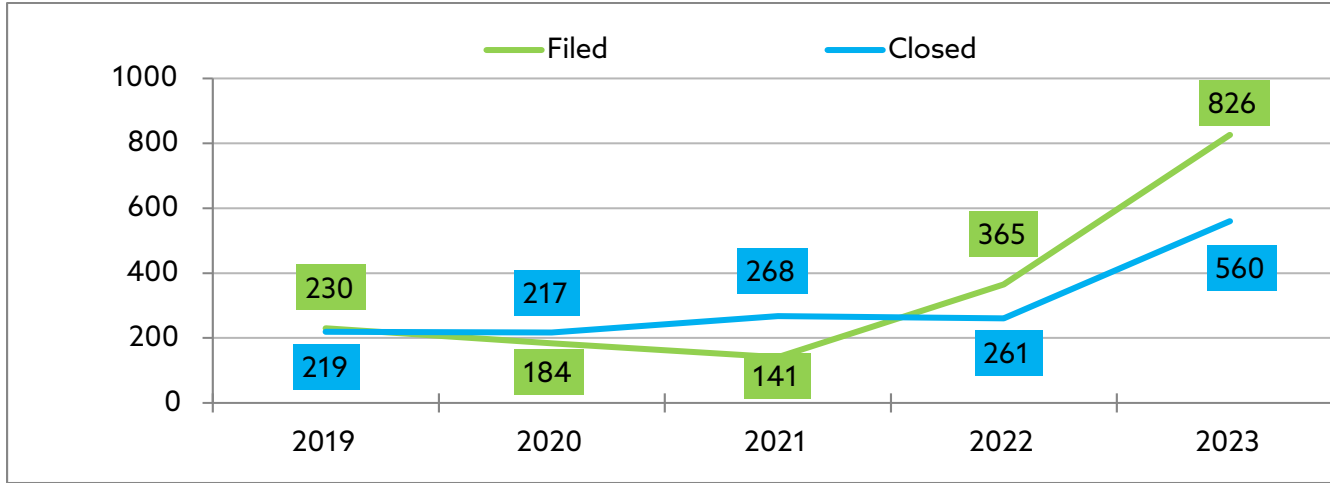


From 2019 to 2022, new filed civil cases for the Fourth Appellate District increased by 27.4%. From 2019 to 2023, new filed cases increased by 38.5%.

From 2019 to 2022, closed cases increased by 40%. From 2019 to 2023, closed cases increased by 60.6%.

# APPELLATE COURTS OF ILLINOIS FIVE-YEAR TRENDS

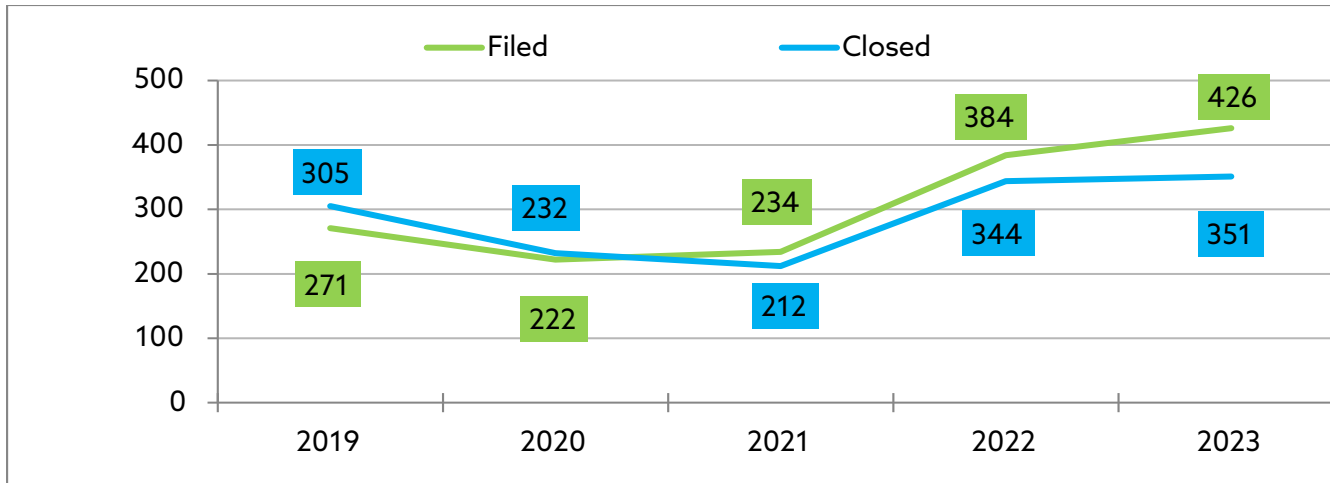
## FIFTH DISTRICT - CRIMINAL CASES



From 2019 to 2022, new filed criminal cases for the Fifth Appellate District increased by 58.6%. From 2019 to 2023, new filed cases increased by 259.1%.

From 2019 to 2022, closed cases increased by 19.1%. From 2019 to 2023, closed cases increased by 155.7%.

## FIFTH DISTRICT - CIVIL CASES



From 2019 to 2022, new filed civil cases for the Fifth Appellate District increased by 41.6%. From 2019 to 2023, new filed cases increased by 57.1%.

From 2019 to 2022, closed cases increased by 12.7%. From 2019 to 2023, closed cases increased by 15%.

# CASELOAD SUMMARY BY DISTRICT

## APPELLATE COURT - CALENDAR YEAR 2023

Appellate District	Type Of Case	Number Of Cases Open As Of January 1, 2023 *	Number Of Cases Filed	Number Of Cases Reinstated	Number Of Cases Closed	Number Of Cases Closed By Majority Opinion	Number Of Cases Closed By Rule 23 Order	Number Of Cases Closed By Summary Order	Number Of Cases Closed Without Opinion, R23 Or Sum. Ord.	Number Of Cases Open As Of December 31, 2023 *	Inventory Increase/ Decrease
First	Civil	1,367	1,370	35	1,147	152	413	124	468	1,625	258
	Criminal	1,386	1,124	7	800	99	316	187	198	1,717	331
Second	Civil	155	224	4	251	30	92	24	105	132	-23
	Criminal	185	367	0	289	48	117	43	81	264	79
Third	Civil	249	337	1	356	29	128	28	171	236	-13
	Criminal	278	436	4	378	25	186	50	117	342	64
Fourth	Civil	193	514	3	506	27	199	37	243	201	8
	Criminal	352	857	3	669	46	291	81	251	541	189
Fifth	Civil	236	426	0	351	21	132	70	128	296	60
	Criminal	458	826	2	560	17	224	132	187	709	251
TOTALS	Civil	2,200	2,871	43	2,611	259	964	283	1,115	2,490	290
	Criminal	2,659	3,610	16	2,696	235	1,134	493	834	3,573	914

\* Due to reporting software computations; there are small variances in the number of open cases on January 1, 2023 when compared to the number of open cases on December 31, 2021, as well as, minor reconciliation differences in the number of open cases on December 31, 2023.

# CASELOAD DISPOSITIONS BY DISTRICT

## APPELLATE COURT - CALENDAR YEAR 2023

Appellate District	Type of Case	METHOD OF DISPOSITION																						Total Cases Closed
		Affirmed			Reversed			Affirmed in Part and/or Remanded, Reversed or Vacated in Part			Reversed and/or Remanded			Modified			Vacated and/or Remanded			Dismissed/Other			Closed w/o Opinion R23 or Sum. Order	
		Opinion	Rule 23	Sum. Order	Opinion	Rule 23	Sum. Order	Opinion	Rule 23	Sum. Order	Opinion	Rule 23	Sum. Order	Opinion	Rule 23	Sum. Order	Opinion	Rule 23	Sum. Order	Opinion	Rule 23	Sum. Order		
First	Civil	87	274	99	7	15	0	20	37	0	26	41	1	0	0	0	6	7	0	6	39	24	468	1,157
	Criminal	53	242	151	3	10	0	2	12	2	28	41	1	0	0	0	11	9	10	2	2	23	198	800
Second	Civil	14	78	15	1	1	0	3	6	0	8	4	0	0	0	0	4	1	0	0	2	9	105	251
	Criminal	32	103	39	2	2	0	5	2	0	5	3	0	0	0	0	4	5	1	0	2	3	81	289
Third	Civil	16	90	15	4	3	0	0	6	0	5	9	0	0	0	0	2	2	1	2	18	12	171	356
	Criminal	12	135	39	2	4	0	2	6	0	2	24	2	0	0	0	0	6	5	7	11	4	117	378
Fourth	Civil	14	165	18	0	3	0	0	0	0	3	5	0	0	0	0	0	0	0	10	26	19	243	506
	Criminal	30	210	50	1	2	1	0	0	0	3	25	2	0	0	0	0	2	0	12	52	28	251	669
Fifth	Civil	6	91	53	2	4	0	1	0	0	5	11	1	0	0	0	0	1	0	7	25	16	128	351
	Criminal	9	119	43	0	4	1	0	0	0	4	15	14	0	0	0	0	3	3	4	83	71	187	560
TOTALS	Civil	137	698	200	14	26	0	24	49	0	47	70	2	0	0	0	12	11	1	25	110	80	1,115	2,621
	Criminal	136	809	322	8	22	2	9	20	2	42	108	19	0	0	0	15	25	19	25	150	129	834	2,696



# METHOD OF CASE DISPOSITION

## APPELLATE COURT - CALENDAR YEAR 2023

		METHOD OF DISPOSITION WITHOUT OPINION OR ORDER														Total Cases Closed or Without Opinion Or Order
Appellate District	Type of Case	Dismissed			Dismissed on Court's Motion			Leave to Appeal Denied (a) *	Motion for Leave to File Late Notice of Appeal Denied (b)	Remanded with Direction For Futher Proceeding	Dismissed in the Trial Court	Bail Order Entered	Confession of Error	Transferred to Proper Court	Other Dispositions	
		Motion of Appellant	Motion of Appellee	Stipulation of Parties	Failure to Comply with Rules/ Orders	Lack of Jurisdiction No Final Appealable Order	Other									
First	Civil	100	61	23	194	13	0	22	20	1	11	0	0	0	23	468
	Criminal	105	1	39	10	2	0	0	21	0	1	11	0	0	8	198
Second	Civil	23	15	0	58	1	3	2	1	0	2	0	0	0	0	105
	Criminal	47	6	0	23	0	0	1	1	0	3	0	0	0	0	81
Third	Civil	39	14	3	79	28	0	7	1	0	0	0	0	0	0	171
	Criminal	47	2	0	19	20	12	1	1	3	6	2	4	0	0	117
Fourth	Civil	28	16	2	165	15	0	7	0	2	3	0	0	5	0	243
	Criminal	142	17	0	40	7	1	0	0	15	21	0	0	8	0	251
Fifth	Civil	40	4	1	58	14	1	4	2	0	3	0	0	1	0	128
	Criminal	107	4	0	20	14	25	0	10	1	4	2	0	0	0	187
TOTALS	Civil	230	110	29	554	71	4	42	24	3	19	0	0	6	23	1,115
	Criminal	448	30	39	112	43	38	2	33	19	35	15	4	8	8	834

\* S.C.Rule 306/308

(a) Includes Denial of Permissive Interlocutory

(b) Includes Denial of Motion to File Late Record

# TIME LAPSE: CASE FILING TO DISPOSITION

## APPELLATE COURT - CALENDAR YEAR 2023

Appellate District	Type of Case	TIME LAPSE BETWEEN CASE FILING AND DISPOSITION						Total Cases Closed
		Under 6 Months	6 to 12 Months	1 to 1-1/2 Years	1-1/2 to 2 Years	2 to 3 Years	Over 3 Years	
First	Civil	409	398	231	73	22	12	1,145
	Criminal	149	186	198	134	57	91	815
Second	Civil	118	83	36	11	2	1	251
	Criminal	107	89	64	13	13	2	288
Third	Civil	146	94	81	17	11	7	356
	Criminal	140	48	63	53	48	26	378
Fourth	Civil	345	130	21	6	3	1	506
	Criminal	313	236	85	21	6	8	669
Fifth	Civil	206	81	40	14	4	5	350
	Criminal	279	83	89	33	43	31	558
TOTALS	Civil	1,224	786	409	121	42	26	2,608
	Criminal	988	642	499	254	167	158	2,708

# TIME LAPSE: BRIEF FILING TO DISPOSITION APPELLATE COURT - CALENDAR YEAR 2023

Appellate District	Type of Case	TIME LAPSE BETWEEN BRIEF FILING AND DISPOSITION						Total Cases Closed
		Under 6 Months	6 to 12 Months	1 to 1-1/2 Years	1-1/2 to 2 Years	2 to 3 Years	Over 3 Years	
First	Civil	428	112	13	0	1	2	556
	Criminal	292	129	24	5	5	5	460
Second	Civil	101	24	3	1	0	0	129
	Criminal	113	32	10	1	1	1	158
Third	Civil	120	50	14	3	6	2	195
	Criminal	128	98	22	10	4	2	264
Fourth	Civil	247	18	2	1	0	0	268
	Criminal	368	47	11	3	3	1	433
Fifth	Civil	149	31	6	2	1	1	190
	Criminal	120	55	9	4	5	3	196
TOTALS	Civil	1,045	235	38	7	8	5	1,338
	Criminal	1,021	361	76	23	18	12	1,511

# OPINIONS AND RULE 23 ORDERS

## APPELLATE COURT - CALENDAR YEAR 2023

Appellate District	OPINIONS						Rule 23 Orders	Summary Orders
	Majority	Per Curiam	Specially Concurring	Dissenting	Supplemental	Total Opinions		
First	229	0	13	18	0	260	722	311
							19 Sp.Conc	
							27 Dissent	
Second	78	0	4	2	0	84	206	67
							4 Sp.Conc	
							2 Dissent	
Third	53	0	6	3	0	62	313	78
							9 Sp.Conc	
							16 Dissent	
Fourth	73	0	5	2	0	80	492	118
							13 Sp.Conc	
							4 Dissent	
Fifth	38	0	1	3	0	42	354	200
							5 Sp.Conc	
							10 Dissent	
TOTALS	471	0	29	28	0	528	2087	774
							50 Sp.Conc	
							59 Dissent	

**SUPREME COURT OF ILLINOIS**

**CASELOAD AND  
STATISTICAL RECORDS**

# SUPREME COURT CASELOAD AND STATISTICAL RECORDS

## CASE FILINGS AND DISPOSITIONS

CYNTHIA A. GRANT, CLERK OF THE SUPREME COURT

A summary of case filings and dispositions in the Supreme Court of Illinois for the period 2019 through 2023 is presented in Table 1.

During 2023, filings in the Supreme Court totaled 1,648; 2016 fewer cases than the 1,854 cases filed in 2022. The Supreme Court disposed of a total of 1,788 cases in 2023; 61 less than the 1,849 disposed of in 2022.

In 2023, there were 1,081 cases filed on the general docket, which is the predominant docket, a decrease of 137 cases, or 12.7 percent from 2022 general docket filings.

A total of 449 miscellaneous record cases were filed in 2023; 39 fewer cases than filed in 2022. The miscellaneous record consists primarily of attorney matters. In 2023, approximately 296 name-change (on roll of attorneys) petitions and 4 motions for restoration to active status on roll of attorneys (under Rule 759) were filed. Disciplinary matters account for 69 cases, and the remaining 80 cases consist of bar admission motions, petitions concerning professional service corporations, etc., under Rule 721, and various administrative matters.

In 2023, 118 miscellaneous docket cases were filed, a 30-case increase from 2022. This docket consists of conviction-related case filed by *pro se* prisoners. Typically, a matter is placed on the miscellaneous docket, as opposed to the general docket, when papers do not conform to the Supreme Court Rules in one or more respects. This docket provides a forum for the incarcerated *pro se* litigant without compromising standard filing requirements.

### PETITIONS FOR LEAVE TO APPEAL

In 2023, 960 petitions were filed, a decrease of 87 cases from the 2022 filings on the leave to appeal docket, as represented in Table 2a. As in the prior 4 years, more petitions were filed in people cases than in civil cases. The Supreme Court allowed 52 petitions (31 people/21 civil), or 5.2 percent of the petitions acted upon in 2023. As indicated in Table 2b, 23 fewer petitions were allowed in 2023 than in 2022. The 5-year average of petitions allowed is 66.

### MANDATORY APPEALS

In 2023, 2 direct appeals by right were filed on a notice of appeal from the circuit court under Rule 302(a) in civil cases, and no notice in people's cases under Rule 603.

There were no certificates of importance from the appellate court filed pursuant to Rule 316, in the 5-year reporting period.

### OTHER ACTIVITY

In 2023, the Supreme Court filed 69 opinions, disposing of 70 cases (Table 6). This figure does not include separate dissenting or concurring opinions, which numbered approximately 19.

There were 11 petitions for rehearing filed in decided cases ( See Table 7), allowing none; entertained oral argument in 62 cases (Table 5); and considered approximately 1,225 motions on the general docket alone, including 115 original action motions under Rules 381, 382, 383, and 384 (Table 1).

# SUPREME COURT CASELOAD

Attorney disciplinary activity (Table 8) in 2023 was concentrated on the miscellaneous record where the Court disciplined 65 attorneys by order and suspended four (4) attorneys on an interim basis by order. Four (4) petitions for reinstatement to the roll of attorneys pursuant to Supreme Court Rule 767 were presented to the Court in 2023: 1 allowed with conditions, 2 denied and 1 withdrawn.

In 2023, the Court filed seven (7) Supreme Court Rule adoptions: Illinois Rules of Professional Conduct, Rules 1.15A, 1.15B, and 1.15C, adopted March 1, 2023; Rule 17, adopted March 17, 2023; Rules 102.1 and 242, adopted April 20, 2023; and Rule 909, adopted May 24, 2023.

In 2023, the Court filed forty-five (45) Supreme Court Rule amendments: IL Rule of Evidence 803, amended January 25, 2023; Rules 207 and 706, amended January 26, 2023; Rules 45, 90, 101, 218, 241, and 286 amended February 2, 2023; Rules 906 and 908, amended February 27, 2023; Rule 39, amended March 1, 2023; IRPC Rules 1.5 and 1.15, amended March 1, 2023; Rules 201 and 204, amended March 17, 2023; Rules 793, 794, 795, and 796, amended April 11, 2023; Rule 711, amended April 19, 2023; Rules 101, 102, 283, and 284, amended April 20, 2023; Rule 102, amended April 24, 2023; Rule 2.11 of the Illinois Code of Judicial conduct of 2023 Canon 2, amended May 17, 2023; Rules 298 and 404, amended May 20, 2023;

Rule 756 and IRPC Rules 1.0, 1.1, 1.16, and 7.2, amended July 6, 2023; Rule 22, amended August 2, 2023; Rule 404, amended August 22, 2023; Rules 604 and 606, amended October 19, 2023; Rule 299, amended November 1, 2023; Rules 46, 315, 604, 605, and 606, amended December 7, 2023; and Rule 58, amended December 20, 2023.

In 2023, the Court filed two (2) clerical corrections to the Supreme Court Rules: Rule 404, corrected on September 6, 2023, and Rule 551 corrected on December 20, 2023.

In 2023, pursuant to Supreme Court Rule 3, the Supreme Court Rules Committee forwarded five (5) matters to the Clerk of the Supreme court to be filed on the Proposed Rule Docket, which consists of rule proposals and amendments under consideration by the Supreme court or its committees. In 2023, seven (7) matters on the Proposed Rule Docket were closed.

The Supreme Court, which is responsible for regulating the practice of law in the state, licensed 2,423 attorneys in 2023, an increase of 64 from the 2,359 licenses awarded in 2022. During the past 5 years, 11,629 lawyers were licensed, an average of 2,325 per year, which is an increase of 79 from the 5-year average, reported in 2022.

Respecting limited licensure, in 2023 the Court admitted 73 House Counsel (Rule 716) and 1 Foreign Legal Consultant (Rule 713) and 1 Legal Service Program attorney (Rule 717). The Court also licensed 1 Military Spouse (Rule 719) in 2023.

In 2023, approximately 5,586 law firms were registered with the Court pursuant to Supreme Court Rule 721 to engage in the practice of law as a professional service corporation, professional association, limited liability company, or limited liability partnership. Approximately 76 percent of these firms also provided evidence of minimum insurance or proof of financial responsibility pursuant to Rule 722 (limited liability legal practice).

# SUPREME COURT CASELOAD

## TABLE 1 SUMMARY OF CASE FILINGS AND FINAL DISPOSITIONS SUPREME COURT OF ILLINOIS 2019-2023

Filings	Grand Total	Total General Docket	Direct Appeals by Right (a)	Certificates of Importance (b)	Direct Appeals by Permission (c)	Petitions for Leave to Appeal (d)	Original Action Motions (e)	Attorney Disc. Cases on General Docket	Other General Docket (f)	Total Misc. Record (g)	Total Misc. Docket (h)
2019	1,942	1,241	2	0	4	1,112	116	0	5	522	179
2020	1,766	1,191	5	0	1	1,057	121	0	3	421	154
2021	1,821	1,224	4	0	2	1,104	111	0	2	468	129
2022	1,854	1,218	2	0	7	1,047	162	0	0	488	148
<b>2023</b>	<b>1,648</b>	<b>1,081</b>	<b>2</b>	<b>0</b>	<b>1</b>	<b>960</b>	<b>115</b>	<b>0</b>	<b>2</b>	<b>449</b>	<b>118</b>
Dispositions	Grand Total	Total General Docket	Direct Appeals by Right (a)	Certificates of Importance (b)	Direct Appeals by Permission (c)	Petitions for Leave to Appeal (d)	Original Action Motions (e)	Attorney Disc. Cases on General Docket	Other General Docket (f)	Total Misc. Record (g)	Total Misc. Docket (h)
2019	2,075	1,297	6	0	4	1,177	106	0	3	576	202
2020	1,775	1,139	6	0	1	1,006	122	0	4	482	154
2021	1,935	1,264	3	0	2	1,140	117	0	2	535	136
2022	1,849	1,190	3	0	7	1,020	160	0	0	511	148
<b>2023</b>	<b>1,788</b>	<b>1,143</b>	<b>2</b>	<b>0</b>	<b>1</b>	<b>1,029</b>	<b>108</b>	<b>0</b>	<b>2</b>	<b>500</b>	<b>145</b>

(a) Appeals directly from the circuit court: Statutes held invalid (Rules 302(a) and 603). (b) Certification of case by Appellate Court under Rule 316. (c) Rule 302(b) motions. Dispositions do not include motions allowed in a given year unless entire case disposed of in that same year. (d) Dispositions do not include petitions allowed in a given year unless entire case disposed of in that same year. (e) Motions filed under Rule 381 (mandamus, prohibition, habeas corpus), Rule 382 (legislative redistricting/ability of governor to serve or resume office), Rule 383 (supervisory authority) Rule 384 (motions to transfer & consolidate multicircuit actions). Dispositions do not include motions allowed in a given year unless entire case disposed of in that same year. (f) Filings include, for example, motions for appeal bond, motions to stay (Rule 305), certification of questions of state law from certain federal courts (Rule 20). Beginning year 2017 Rule 384 filings and dispositions are reported in column "Original Action Motions". Dispositions also may include allowed petitions for leave to appeal which were not completely disposed of in the year in which the petition was filed (see footnote (d)), including dismissals. (g) The Miscellaneous Record consists primarily of attorney matters, including disciplinary cases, motions for restoration to active status (Rule 759), petitions to change name on roll of attorneys, bar admission motions, and law firms seeking leave to register/renew under Rule 721. (h) Cases are filed on the Miscellaneous Docket when papers tendered by pro se prisoners do not conform to Supreme Court Rules.



# SUPREME COURT CASELOAD

## TABLE 2 SUMMARY OF PETITIONS FOR LEAVE TO APPEAL AND/OR AS A MATTER OF RIGHT UNDER RULES 315/317 GENERAL DOCKET SUPREME COURT OF ILLINOIS 2019 - 2023

Table 2 consists of two parts, 2a and 2b, and contains all information presented in former Table 2, as well as the following additional information: a new column for "denied with supervisory order," and a note that the "total disposed" column now includes petitions "denied with supervisory order" and petitions that were "allowed." The "percent allowed" column reflects these changes.

Table 2a - Filings

	Total Filed	(People)	(Civil)
2019	1,112	(652)	(460)
2020	1,057	(650)	(407)
2021	1,104	(743)	(361)
2022	1,047	(697)	(350)
<b>2023</b>	<b>960</b>	<b>(610)</b>	<b>(350)</b>

Table 2b - Dispositions

	Total Allowed	(People)	(Civil)	Denied, Dismissed or Withdrawn	Denied with Supervisory Order	Total Disposed (a)	Percent Allowed (b)
2019	61	(26)	(35)	1,095	22	1,178	5.2%
2020	62	(27)	(35)	984	54	1,009	6.0%
2021	79	(33)	(46)	1,032	33	1,144	6.9%
2022	75	(46)	(29)	936	15	1,026	7.3%
<b>2023</b>	<b>52</b>	<b>(31)</b>	<b>(21)</b>	<b>922</b>	<b>27</b>	<b>1,001</b>	<b>5.2%</b>

(a) Total disposed includes petitions allowed, denied, denied with supervisory order, dismissed and withdrawn.

(b) Relationship between petitions allowed and all petitions disposed, i.e., denied, denied with supervisory order, dismissed, withdrawn, and allowed

# SUPREME COURT CASELOAD

## TABLE 3 MANDATORY JURISDICTION APPEALS - GENERAL DOCKET SUPREME COURT OF ILLINOIS 2019 - 2023

	Total Filed	Statute Invalid		Certificate of Importance		Total Disposed	Statute Invalid		Certificate of Importance	
		People	Civil	People	Civil		People	Civil	People	Civil
2019	2	1	1	0	0	6	3	3	0	0
2020	5	0	5	0	0	6	2	4	0	0
2021	4	1	3	0	0	3	0	3	0	0
2022	2	0	2	0	0	3	1	2	0	0
<b>2023</b>	<b>2</b>	<b>0</b>	<b>2</b>	<b>0</b>	<b>0</b>	<b>2</b>	<b>0</b>	<b>2</b>	<b>0</b>	<b>0</b>

## TABLE 4 GENERAL DOCKET PEOPLE AND CIVIL CASES - SUPREME COURT OF ILLINOIS 2019 - 2023

	Total Filed	(People)	(Civil)	Total Disposed	(People)	(Civil)
2019	1,241	705	536	1,295	771	524
2020	1,191	703	488	1,140	659	481
2021	1,224	798	426	1,264	822	442
2022	1,218	775	443	1,189	727	462
<b>2023</b>	<b>1,081</b>	<b>673</b>	<b>408</b>	<b>1,139</b>	<b>746</b>	<b>393</b>

# SUPREME COURT CASELOAD

TABLE 5 SUMMARY OF THE CALL OF THE DOCKET- SUPREME COURT OF ILLINOIS 2019-2023

	<b>Cases Submitted</b>	<b>(People)</b>	<b>(Civil)</b>
2019	56	(23)	(33)
2020	49(a)	(21)	(28)
2021	76(b)	(29)	(47)
2022	70	(40)	(30)
<b>2023</b>	<b>62(c)</b>	<b>(34)</b>	<b>(28)</b>

Cases Submitted on briefs without oral argument: (a) 2; (b) 1; (c) 1

# SUPREME COURT CASELOAD

## TABLE 6 SUMMARY OF OPINIONS - SUPREME COURT OF ILLINOIS 2019 - 2023

	Total Filed (a)	(People)	(Civil)	Disposing of Cases on Merits
2019	53	(18)	(35)	58
2020	60	(27)	(33)	61
2021	67	(24)	(47)	71
2022	65	(31)	(36)	67
<b>2023</b>	<b>69</b>	<b>(45)</b>	<b>(25)</b>	<b>70</b>

## TABLE 7 SUMMARY OF REHEARINGS - SUPREME COURT OF ILLINOIS 2019 - 2023

	Total Filed	(People)	(Civil)	Total Allowed (a)	(People)	(Civil)
2019	9	(4)	(5)	0	(0)	(0)
2020	14	(7)	(7)	0	(0)	(0)
2021	12	(5)	(7)	0	(0)	(0)
2022	21	(11)	(10)	0	(0)	(0)
<b>2023</b>	<b>11</b>	<b>(7)</b>	<b>(4)</b>	<b>0</b>	<b>(0)</b>	<b>(0)</b>

# SUPREME COURT CASELOAD

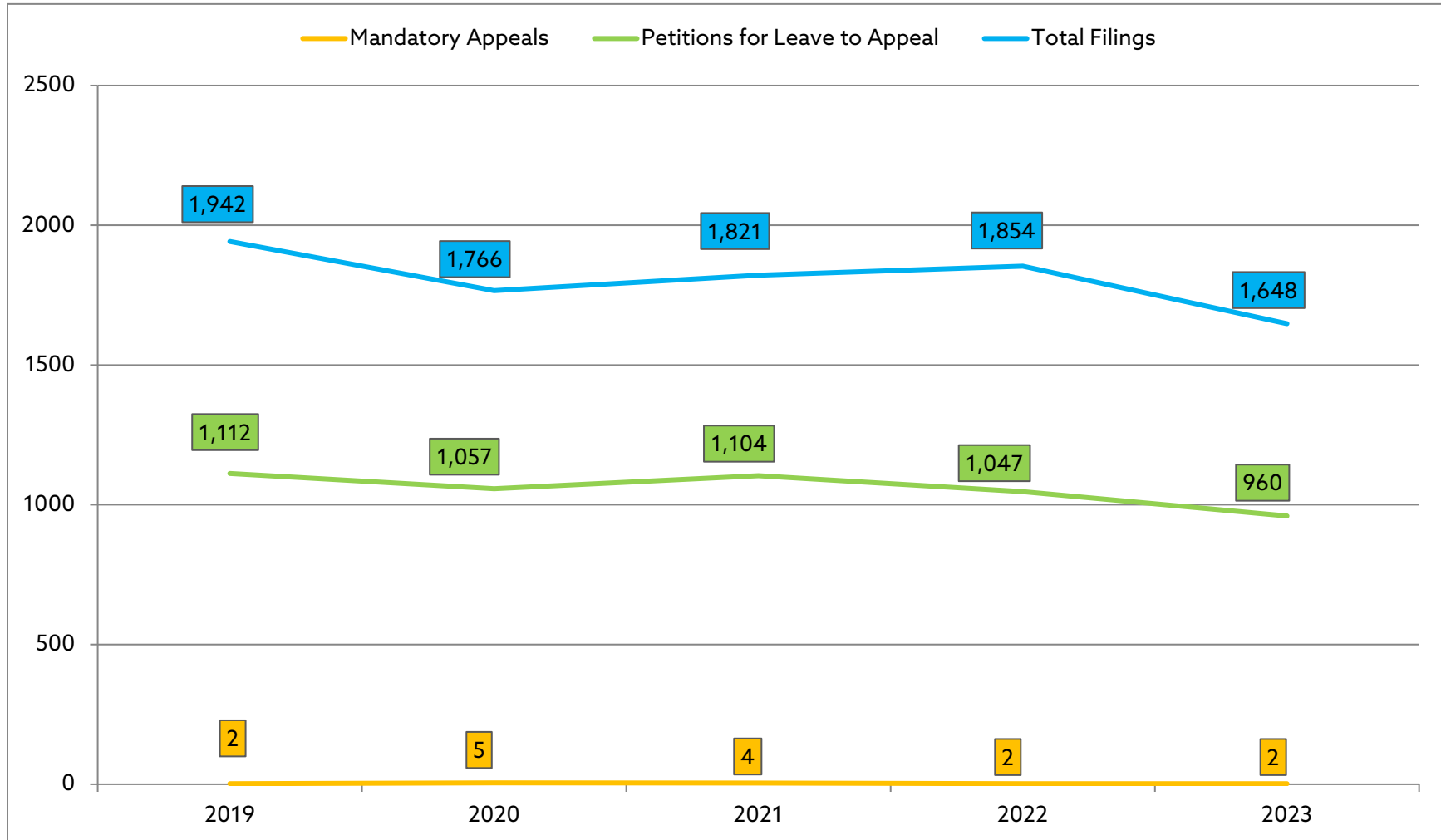
## TABLE 8 ATTORNEY DISCIPLINARY CASES - SUPREME COURT OF ILLINOIS CALENDAR YEAR 2023

	Dispositions	Total
<b>Discipline Imposed by Order</b>		
Rule 753 proceedings on recommendation of Hearing or Review Board of the Attonery Registration and Disciplinary Commission	22	65
Rule 762(a) Voluntary disbarment	11	
Rule 762(b) Discipline on consent	21	
Rule 763 Reciprocal discipline	11	
<b>Discipline by Opinion</b>	0	0
<b>Interim Suspension Orders</b>		
Rule 761	1	4
Rule 774	3	
<b>Reinstatement to Roll of Attorneys</b>		
Petition Allowed w/conds	1	4
Petition Denied	2	
Petition Withdrawn	1	
<b>Total Dispositions</b>		73

Reinstatement Petitions	Reprimand	Censure	Interim Suspension	Probationary Suspension	Suspension	Disbarment	Total Dispositions
4	2	5	4	11	26	21	73

# SUPREME COURT CASELOAD

FIGURE 1: FILLINGS 2019 - 2023



# SUPREME COURT CASELOAD

FIGURE 2: PETITIONS FOR LEAVE TO APPEAL FILED AS A PERCENT OF APPEALS DECIDED BY APPELLATE COURT OPINION OR RULE 23 ORDER 2019-2023

