

# ILLINOIS COURTS

STATISTICAL SUMMARY

# 2021

# ACKNOWLEDGMENTS

The Administrative Office of the Illinois Courts gratefully acknowledges and sincerely appreciates the efforts of the clerks of the circuit, appellate, and supreme courts, and probation managers throughout the state for their contributions to this summary. Over 4,000 reports were prepared and submitted to the Administrative Office by the various clerks and probation managers.

For more detailed information, or for information which does not appear in this publication, the reader is directed to the clerk of the appropriate court or probation manager.


A note on 2021 statistics: In terms of several court processes, 2021 functioned as an extension of 2020. Illinois courts continued to hold virtual hearings in many jurisdictions and many began to hold in person proceedings once more, including jury trials, but the effects of pandemic related slowdowns were still apparent. The return to a new normal is encountered in both the Annual Report and its Statistical Summary.

# TABLE OF CONTENTS

- i** Title Page
- ii** Acknowledgments
- iii** Contents

## CIRCUIT COURTS OF ILLINOIS

- 6** Map of Judicial Circuits of Illinois
- 7** Directory of Circuit Clerks of Illinois
- 13** Graphical Presentation of Five-Year Trends  
Total Caseload and Selected Case Categories
  - 14** Definition of Case Categories
  - 17** Circuit Courts of Illinois five-year trends graphs
- 22** Caseload, Clearance Rate and Statistical Records of Circuit Courts of Illinois
  - 23** Caseload Summaries by Circuit
  - 24** Case Filing Ratio: Judge/Population
  - 25** Clearance Rates by Circuit and Case Category - Five-Year Trends
  - 31** Civil and Domestic Relations Caseload Statistics by County
  - 45** Criminal and Quasi-Criminal Caseload Statistics by County
  - 59** Juvenile Caseload Statistics by County
  - 73** Age of Pending Cases by Case Category Downstate Circuits
  - 77** Law Case Dispositions by Circuit
  - 78** Law Case Dispositions by County
  - 81** Time Lapse: Case Filing to Date of Verdict by Circuit; All Law Jury Verdicts
  - 82** Time Lapse: Case Filing to Date of Verdict by County; All Law Jury Verdicts
  - 85** Felony Dispositions and Sentences by Circuit
  - 88** Felony Dispositions and Sentences by County
- 91** Financial Summary of the Circuit Courts of Illinois
  - 92** Circuit Clerk Fees and Other Revenue by County
  - 95** Circuit Clerk Cost Of Operating by County
  - 98** Circuit Clerk Disbursement of Funds by County
    - 99** Fines, Penalties, Assessments and Forfeitures
    - 113** Fees of Others
    - 119** Miscellaneous Disbursements
- 125** Mandatory Arbitration
  - 126** Mandatory Arbitration Program Statistics
  - 127** Mandatory Arbitration Circuit Caseload
  - 136** Mandatory Arbitration Average Award
- 138** Adult and Juvenile Probation and Supervised Pretrial Release
  - 139** Abbreviations
  - 140** Active Adult Caseload
  - 144** Pretrial Eligibility and Release
  - 147** Adult Investigations Report
  - 150** Adult Probation Programs Ordered



Compiled and Published by  
the Administrative Office of  
the Illinois Courts.

3101 Old Jacksonville Road  
Springfield, Illinois 62704  
(217) 558-4490

# TABLE OF CONTENTS

---

<b>154</b>	Adult Risk Classification
<b>158</b>	Active Juvenile Caseload
<b>162</b>	Juvenile Investigations Report
<b>166</b>	Juvenile Risk Classification
<b>170</b>	Juvenile Petitions Continued Under Supervision/Adjudications
<b>173</b>	Juvenile Programs Ordered
<b>176</b>	Juvenile Placements

## APPELLATE COURT OF ILLINOIS

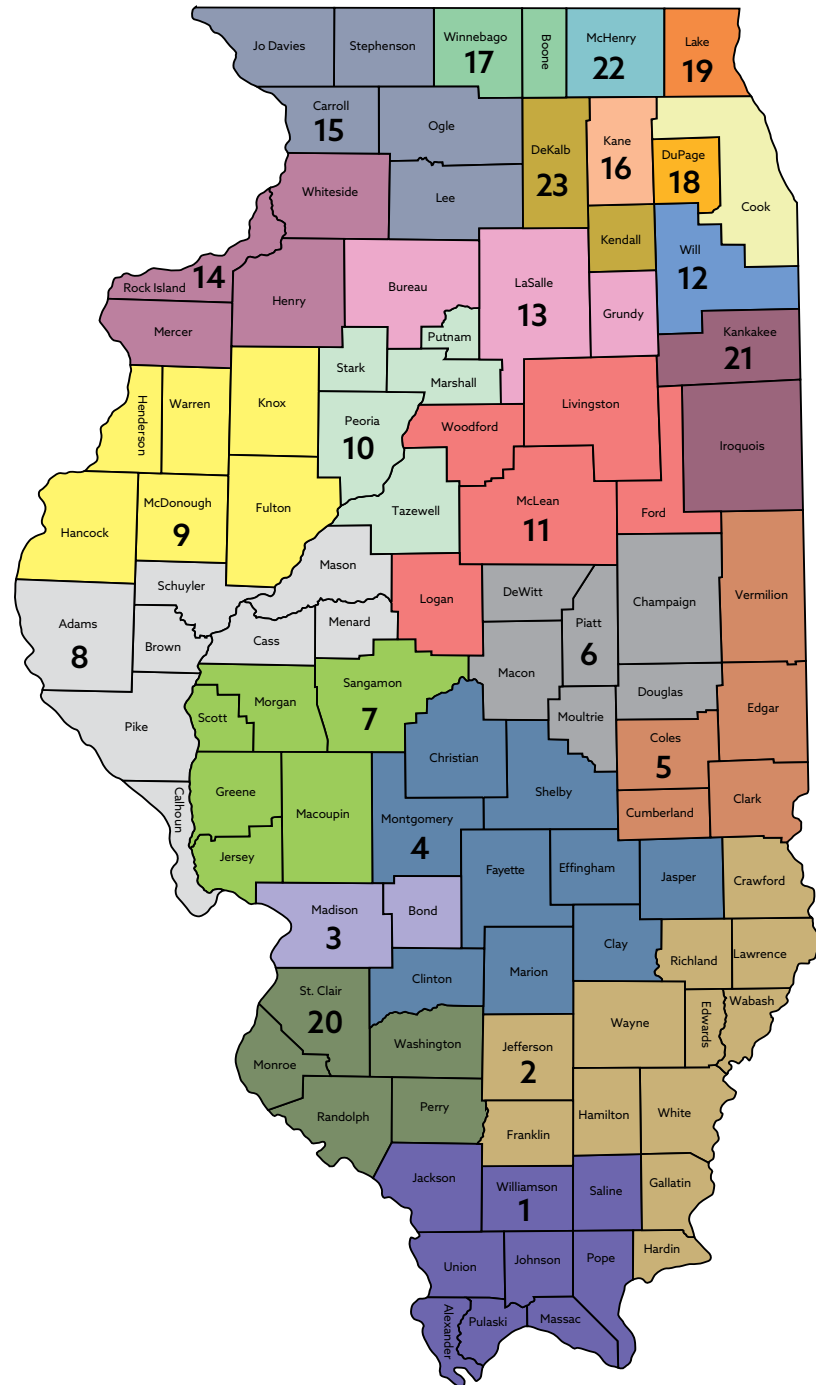
<b>180</b>	Map of Appellate and Supreme Court Judicial Districts and Directory of Appellate Clerks
<b>181</b>	Graphical Presentation of Five-Year Trends Total Caseload and Caseload by District
<b>187</b>	Caseload Summary by District
<b>188</b>	Case Dispositions by District
<b>189</b>	Method of Case Disposition
<b>190</b>	Time Lapse: Case Filing to Disposition
<b>191</b>	Time Lapse: Brief Filing to Disposition
<b>192</b>	Opinions and Rule 23

## SUPREME COURT OF ILLINOIS

<b>194</b>	Caseload and Statistical Records Case Filings and Dispositions
<b>196</b>	Table 1: Summary of Case Filings and Final Dispositions, 2017-2021
<b>197</b>	Table 2: Summary of Petitions for Leave to Appeal and/or Appeal as a Matter of Right Under Rules 315/317 - General Docket, 2017-2021
<b>198</b>	Table 3: Mandatory Jurisdiction Appeals - General Docket, 2017-2021
<b>198</b>	Table 4: General Docket People and Civil Cases, 2017-2021
<b>199</b>	Table 5: Summary of the Call of the Docket, 2017-2021
<b>200</b>	Table 6: Summary of Opinions, 2017-2021
<b>200</b>	Table 7: Summary of Rehearings, 2017-2021
<b>201</b>	Table 8: Attorney Disciplinary Cases, Calendar Year 2021
<b>202</b>	Figure 1: Filings, 2017-2021
<b>203</b>	Figure 2: Petitions for Leave to Appeal Filed as a Percent of Appeals decided by Appellate court Opinion or Rule 23 Order, 2017-2021

# **CIRCUIT COURTS OF ILLINOIS**

# MAP OF JUDICIAL CIRCUITS OF ILLINOIS





# DIRECTORY OF CIRCUIT CLERKS OF ILLINOIS

COUNTY	CLERK OF THE COURT	MAILING ADDRESS	CITY & ZIP	JUDICIAL CIRCUIT	2021 EST. U.S. CENSUS	TELEPHONE
Adams	Lori Geschwandner	521 Vermont Street	Quincy 62301-2934	8	64,954	217/277-2100
Alexander	Carey Simmons	2000 Washington Avenue	Cairo 62914	1	5,030	618/734-0107
Bond	Randi Workman	200 West College Ave.	Greenville 62246	3	16,596	618/664-3208
Boone	Kelly Boettger	601 North Main St., Suite 303	Belvidere 61008-2644	17	53,159	815/544-0371
Brown	Rhonda Johnson	200 Court Street, Room 5	Mt. Sterling 62353-1233	8	6,421	217/773-2713
Bureau	Dawn Reglin	700 South Main Street	Princeton 61356-2037	13	32,883	815/872-2001
Calhoun	Yvonne M. Macauley	P.O. Box 486	Hardin 62047-0486	8	4,369	618/576-2451
Carroll	Patty Hiher	301 North Main St., P.O. Box 32	Mt. Carroll 61053-0032	15	15,698	815/244-0230
Cass	Brad Parlier	P.O. Box 203	Virginia 62691-0203	8	12,773	217/452-7225
Champaign	Susan McGrath	101 East Main Street	Urbana 61801-2736	6	205,943	217/384-3725
Christian	Julie Mayer	101 South Main, P.O. Box 617	Taylorville 62568-0617	4	33,662	217/824-4966
Clark	Ami Shaw	P.O. Box 187	Marshall 62441-0187	5	15,300	217/826-2811
Clay	Crystal Ballard	111 Chestnut St., P.O. Box 100	Louisville 62858-0100	4	13,143	618/665-3523
Clinton	Rod Kloeckner	850 Fairfax Street	Carlyle 62231-0407	4	36,793	618/594-6615
Coles	Melissa Hurst	651 Jackson Ave., Room 128	Charleston 61920	5	46,765	217/348-0516
Cook	Iris Y. Martinez	50 W. Washington, Suite 1001	Chicago 60602-1305	Ck	5,173,146	312/603-5030
Crawford	Angela Reinoehl	P.O. Box 655	Robinson 62454-0655	2	18,659	618/544-3512

# DIRECTORY OF CIRCUIT CLERKS OF ILLINOIS

COUNTY	CLERK OF THE COURT	MAILING ADDRESS	CITY & ZIP	JUDICIAL CIRCUIT	2021 EST. U.S. CENSUS	TELEPHONE
Cumberland	Rhonda M. Wilson	1 Courthouse Square Room 107	Toledo 62468-0145	5	10,345	217/849-3601
DeKalb	Lori Grubbs	133 West State Street	Sycamore 60178-1416	23	100,414	815/895-7138
DeWitt	Michelle R. Van Valey	201 West Washington	Clinton 61727-0439	6	15,341	217/935-7750
Douglas	Nathan Burton	401 South Center, P.O. Box 50	Tuscola 61953-0050	6	19,722	217/253-2352
DuPage	Candice Adams	P.O. Box 707	Wheaton 60187-0707	18	924,885	630/407-8700
Edgar	Angela R. Barrett	115 West Court Street, Room M	Paris 61944-1739	5	16,520	217/466-7447
Edwards	Margaret Branum	50 East Main Street, Suite 7	Albion 62806-1262	2	6,075	618/445-2016
Effingham	John Niemerg	120 W. Jefferson Ave., Suite 101	Effingham 62401-0586	4	34,430	217/342-4065
Fayette	Kathy Emerick	221 South 7th St.	Vandalia 62471-2755	4	21,384	618/283-5009
Ford	Kamalen Johnson Anderson	200 West State	Paxton 60957-0080	11	13,511	217/379-9420
Franklin	James Muir	P.O. Box 485	Benton 62812-0485	2	37,442	618/439-2011
Fulton	Charlene Markley	P.O. Box 152	Lewistown 61542-0152	9	33,197	309/547-3041
Gallatin	Brittney Capeheart	P.O. Box 249	Shawneetown 62984-0249	2	4,903	618/269-3140
Greene	Shirley Thornton	519 Main Street	Carrollton 62016	7	11,843	217/942-3421
Grundy	Corri Trotter	P.O. Box 707	Morris 60450	13	52,989	815/942-3256
Hamilton	Beth Sandusky	100 South Jackson Street	McLeansboro 62859	2	7,911	618/643-3224
Hancock	John Neally	P.O. Box 189	Carthage 62321	9	17,400	217/357-2616
Hardin	Nancy Pennell	P.O. Box 308	Elizabethtown 62931	2	3,650	618/287-2735
Henderson	Sandra Keane	P.O. Box 546	Oquawka 61469-0546	9	6,312	309/867-3121



# DIRECTORY OF CIRCUIT CLERKS OF ILLINOIS

COUNTY	CLERK OF THE COURT	MAILING ADDRESS	CITY & ZIP	JUDICIAL CIRCUIT	2021 EST. U.S. CENSUS	TELEPHONE
Henry	Terilyn Kuster Motley	307 West Center	Cambridge 61238	14	48,907	309/937-3496
Iroquois	Lisa K. Hines	550 South 10th Street	Watseka 60970	21	26,827	815/432-6950
Jackson	Cindy R. Svanda	P.O. Box 730	Murphysboro 62966	1	52,565	618/687-7300
Jasper	Jamie Blake	100 West Jourdan Street	Newton 62448-1973	4	9,193	618/783-2524
Jefferson	Randy Pollard, Jr.	P.O. Box 1266	Mt. Vernon 62864-1266	2	36,877	618/244-8008
Jersey	Daniel P. Schetter	201 West Pearl Street	Jerseyville 62052-1852	7	21,313	618/498-5571
Jo Daviess	Kathy A. Phillips	330 North Bench Street	Galena 61036-1828	15	21,899	815/777-0037
Johnson	Ryan M. O'Neal	401 Court Street Suite A.	Vienna 62995-0517	1	13,463	618/658-4751
Kane	Theresa Barreiro	540 S. Randall Rd.	St. Charles 60174	16	515,588	630/232-3413
Kankakee	Sandra Cianci	450 East Court Street	Kankakee 60901	21	106,601	815/936-5700
Kendall	Matthew Prochaska	807 West John Street	Yorkville 60560	23	134,867	630/553-4183
Knox	Kelly Cheesman	200 South Cherry Street	Galesburg 61401	9	49,269	309/345-6719
Lake	Erin Cartwright Weinstein	18 North County Street	Waukegan 60085-4369	19	711,239	847/377-3380
LaSalle	Greg Vaccaro	119 West Madison Street, Room 201	Ottawa 61350	13	108,965	815/434-8671
Lawrence	Cheryl Winkles	1100 State Street	Lawrenceville 62439	2	15,152	618/943-2815
Lee	Amy Johnson	309 South Galena Ave., Suite 320	Dixon 61021-0325	15	34,049	815/284-5234
Livingston	LeAnn Dixon	110 N. Main St.	Pontiac 61764-0320	11	35,664	815/844-2602
Logan	Kelly Elias	P.O. Box 158	Lincoln 62656	11	27,992	217/735-2376

# DIRECTORY OF CIRCUIT CLERKS OF ILLINOIS

COUNTY	CLERK OF THE COURT	MAILING ADDRESS	CITY & ZIP	JUDICIAL CIRCUIT	2021 EST. U.S. CENSUS	TELEPHONE
Macon	Sherry Doty	253 East Wood Street	Decatur 62523	6	102,432	217/424-1454
Macoupin	Lee Ross	P.O. Box 197	Carlinville 62626-0197	7	44,406	217/854-3211
Madison	Tom McRae	155 North Main Street	Edwardsville 62025	3	264,490	618/692-6240
Marion	Tiffany Schicker	100 E. Main St., Rm.204	Salem 62881	4	37,390	618/548-3856
Marshall	Gina M. Noe	122 North Prairie, P.O. Box 328	Lacon 61540-0328	10	11,663	309/246-6435
Mason	Michael D. Roat	125 North Plum	Havana 62644	8	12,881	309/543-6619
Massac	Marcus Grace	101 West 8th St., Room 2D	Metropolis 62960	1	13,960	618/524-5011
McDonough	Kimberly Wilson	#1 Courthouse Square	Macomb 61455	9	26,828	309/837-4889
McHenry	Katherine M. Keefe	2200 N. Seminary Ave., Room 352	Woodstock 60098	22	311,122	815/334-4310
McLean	Don Everhart	104 West Front, Room 404	Bloomington 61701	11	170,889	309/888-5301
Menard	Elyse Waibel	102 S. 7th Street	Petersburg 62675-0466	8	12,164	217/632-2615
Mercer	Kristin Relander	100 Southeast 3rd Street	Aledo 61231	14	15,582	309/582-7122
Monroe	Lisa Fallon	100 South Main Street, Room 115	Waterloo 62298	20	34,932	618/939-8681
Montgomery	Daniel Robbins	120 North Main, Room 125	Hillsboro 62049	4	28,084	217/532-9546
Morgan	Amy Sipes	P.O. Box 1120	Jacksonville 62651	7	32,606	217/243-5419
Moultrie	Christa Helmuth	10 South Main, Suite 7	Sullivan 61951	6	14,510	217/728-4622
Ogle	Kimberly A. Stahl	106 South 5th Street, Suite 300	Oregon 61061	15	51,449	815/732-3201
Peoria	Robert M. Spears	324 Main Street, Room G-22	Peoria 61602	10	179,432	309/672-6989

# DIRECTORY OF CIRCUIT CLERKS OF ILLINOIS

COUNTY	CLERK OF THE COURT	MAILING ADDRESS	CITY & ZIP	JUDICIAL CIRCUIT	2021 EST. U.S. CENSUS	TELEPHONE
Perry	Kimberly J. Kellerman	P.O. Box 219	Pinckneyville 62274	20	20,985	618/357-6726
Piatt	Seth E. Floyd	101 W. Washington, P.O. Box 288	Monticello 61856-0288	6	16,753	217/762-4966
Pike	Bryce Glecker	100 East Washington	Pittsfield 62363	8	14,618	217/285-6612
Pope	Sean M. Goins	310 East Main St., P.O. Box 438	Golconda 62938	1	3,779	618/683-3941
Pulaski	Stephanie Crain	500 Illinois Ave	Mound City 62963	1	5,065	618/748-9300
Putnam	Carly Neubaum	120 North 4th Street	Hennepin 61327	10	5,655	815/925-7016
Randolph	Julie A. Carnahan	1 Taylor Street, Room 302	Chester 62233	20	30,142	618/826-5000
Richland	Zach Holder	103 West Main #21	Olney 62450	2	15,796	618/392-2151
Rock Island	Tammy Weikert	1317 3rd Ave.	Rock Island 61204-5230	14	142,909	309/786-4451
Saline	Randy Nyberg	10 East Poplar Street	Harrisburg 62949	1	23,320	618/253-5096
Sangamon	Paul Palazzolo	200 South 9th Street, Room 405	Springfield 62701	7	194,734	217/753-6674
Schuyler	Kay Paisley	102 S Congress Suite 103	Rushville 62681-0189	8	6,843	217/322-4633
Scott	Staci J. Evans	35 East Market Street	Winchester 62694	7	4,836	217/742-5217
Shelby	Kari Ann Kingston	P.O. Box 469	Shelbyville 62565	4	20,789	217/774-4212
St. Clair	Marie Zaiz	10 Public Square	Belleville 62220	20	254,796	618/277-6832
Stark	Julie Kenney	130 West Main St., P.O. Box 426	Toulon 61483	10	5,294	309/286-5941
Stephenson	Nathan Luy	15 North Galena Ave.	Freeport 61032	15	44,021	815/235-8266
Tazewell	Lincoln C. Hobson	342 Court Street	Pekin 61554	10	130,413	309/477-2214

# DIRECTORY OF CIRCUIT CLERKS OF ILLINOIS

COUNTY	CLERK OF THE COURT	MAILING ADDRESS	CITY & ZIP	JUDICIAL CIRCUIT	2021 EST. U.S. CENSUS	TELEPHONE
Union	Keri Clark	309 West Market, Room 101	Jonesboro 62952	1	16,923	618/833-5913
Vermilion	Melissa Quick	7 North Vermilion	Danville 61832	5	73,095	217/554-7700
Wabash	Angela K. Crum	401 Market Street, P.O. Box 997	Mt. Carmel 62863	2	11,202	618/262-5362
Warren	Denise L. Schreck	100 West Broadway	Monmouth 61462	9	16,531	309/734-5179
Washington	Cynthia Barczewski	125 E. Elm Street	Nashville 62263	20	13,655	618/327-4800
Wayne	Pam Southerd	301 East Main Street, Suite 204	Fairfield 62837	2	15,963	618/842-7684
White	Kelly Fulkerson	P.O. Box 310	Carmi 62821	2	13,784	618/382-2321
Whiteside	Sue R. Costello	200 East Knox Street	Morrison 61270	14	55,305	815/772-5170
Will	Andrea Chasteen	100 West Jefferson Street	Joliet 60432	12	687,252	815/727-8592
Williamson	Justin Maze	200 West Jefferson, Suite 100	Marion 62959	1	66,879	618/997-1301
Winnebago	Thomas Klein	400 West State St., Room 100	Rockford 61101	17	283,119	815/319-4500
Woodford	Lynne R. Gilbert	P.O. Box 284	Eureka 61530	11	38,225	309/467-3312

**GRAPHICAL PRESENTATION  
OF FIVE-YEAR TRENDS  
TOTAL CASELOAD AND  
SELECTED CASE CATEGORIES**

# DEFINITION OF CASE CATEGORIES

## CIVIL CATEGORY

### AR

An Arbitration case number shall be assigned to every arbitration-eligible case at the time it is filed. NOTE: This case category shall be used only by counties that have initiated Mandatory Arbitration as defined by Supreme Court Rules 86 through 95.

### CH

A Chancery case number shall be assigned to a complaint for equitable relief in matters such as foreclosures, trusts, and title to real property.

### ED

An Eminent Domain case number shall be assigned to proceedings involving compensation to an owner for property taken for public use.

### L

A Law case number shall be assigned to tort, contract, and a variety of other actions in which the damages sought are greater than \$50,000.

### LM

A Law Magistrate case number shall be assigned to tort, contract, and a variety of other actions in which the damages sought are \$50,000 or less.

### MC

Each Municipal Corporation shall have one permanent case number and file folder for routine matters to be considered by the court. This file will contain such matters as organization, appointment of officers, approval of bonds, and routine orders confirming annexation.

### MH

A Mental Health case number shall be assigned to proceedings involving commitment, discharge, or restoration to legal status.

### MR

A Miscellaneous Remedy case number shall be assigned to complaints seeking review of administrative decisions (other than of a tax commission) and a variety of other actions that include change of name, habeas corpus, and extradition.

### P

A Probate case number shall be assigned to estates of decedents and guardianship matters.

### SC

A Small Claim case number shall be assigned to "... a civil action based on either tort or contract for money not in excess of \$10,000, exclusive of interest and costs, or for the collection of taxes not in excess of that amount" (Supreme Court Rule 281.)

### TX

A Tax case number shall be assigned to the annual tax sale and a variety of other actions relating to the collection of taxes. Petitions for tax deeds and objections are part of the annual tax sale proceeding and will be assigned sub-numbers of the annual tax sale case number.



# DEFINITION OF CASE CATEGORIES

## DOMESTIC RELATIONS CATEGORY

### AD

An Adoption case number shall be assigned to every adoption case.

### D

A Dissolution case number shall be assigned to a complaint for dissolution of marriage, annulment, or separate maintenance.

### F

A Family case number shall be assigned to a variety of matters including proceedings to establish the parent-child relationship, notice to putative fathers, and certain actions relating to child support. NOTE: Petitions for orders of protection filed as separate cases are filed under the OP category.

### OP

An Order of Protection case number shall be assigned to any petition for an order of protection, civil no contact order, firearms restraining order, and stalking no contact order that is filed separately from an existing case. NOTE: If it is the practice of a county or circuit not to file orders of protection in existing criminal or civil cases, that practice may be continued and all petitions for orders of protection should be given an OP number.

## JUVENILE CATEGORY

### J

A Juvenile case number shall be assigned to any proceeding initiated under the Juvenile Court Act of 1987 (705 ILCS 405/1-1 et. seq.) except those defined by the JA and JD categories below.

### JA

A Juvenile Abuse and Neglect case number shall be assigned to all cases involving a neglected or abused minor as defined by the Juvenile Court Act of 1987 (705 ILCS 405/2-3(1) and (2)).

### JD

A Juvenile Delinquency case number shall be assigned to all cases involving a delinquent minor as defined by the Juvenile Court Act of 1987 (705 ILCS 405/5-105).

# DEFINITION OF CASE CATEGORIES

## CRIMINAL CATEGORY

### CF

A Felony case number shall be assigned when a complaint, information or indictment is filed in which at least one count charges a felony.

### CM

A Misdemeanor case number shall be assigned when a case is filed in which the most serious charge carries a penalty of less than one year imprisonment.

### DT

A Driving Under the Influence case number shall be assigned to any case charging a violation of a statute, ordinance, or regulation governing driving under the influence of alcohol, other drug, or combination thereof.

---

## QUASI-CRIMINAL CATEGORY

### TR

A Traffic case number shall be assigned to any case defined by Supreme Court Rule 501(f), except DUI cases. Note that a violation of a traffic ordinance as defined by Rule 501(f) is given a TR number.

### OV

An Ordinance Violation case number shall be assigned to any case in which violation of a local ordinance is charged. However, violation of a traffic ordinance as defined by Supreme Court Rule 501(f) shall be given a TR or DT number, as appropriate.

### CL

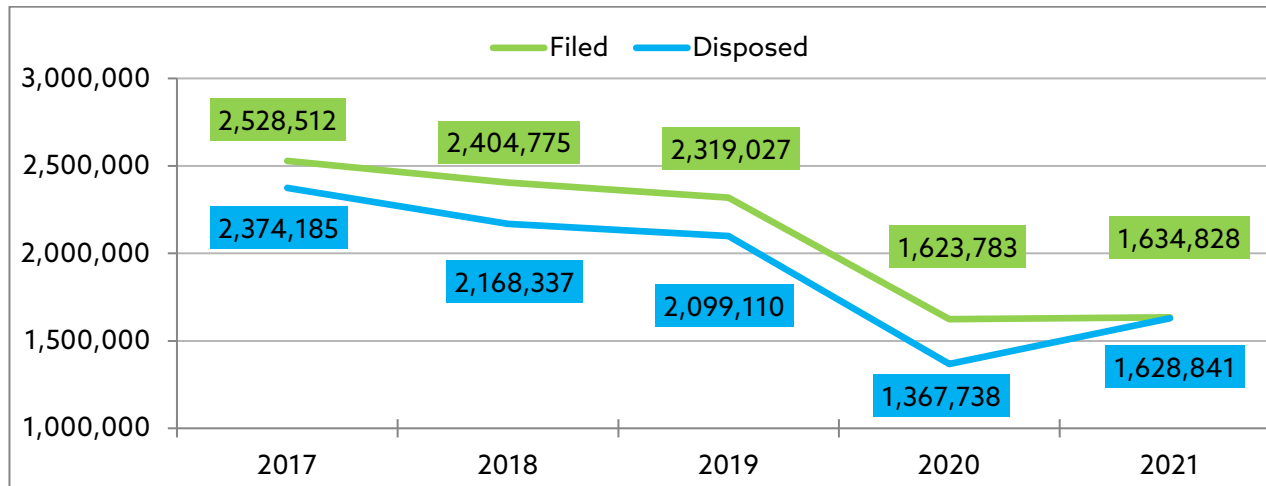
A Civil Law case number shall be assigned to all cases for civil law violations charged under paragraph (a), Section 4 of the Cannabis Control Act (720 ILCS 550/4(a)), or Paragraph (c), Section 3.5 of the Drug Paraphernalia Control Act (720 ILCS 600/3.5(c)). In accordance with Supreme Court Rule 589, each Uniform Civil Law Citation form shall be assigned a separate case number.

### CV

A Conservation case number shall be assigned to any case defined by Supreme Court Rule 501(c).

# CIRCUIT COURTS OF ILLINOIS FIVE-YEAR TRENDS

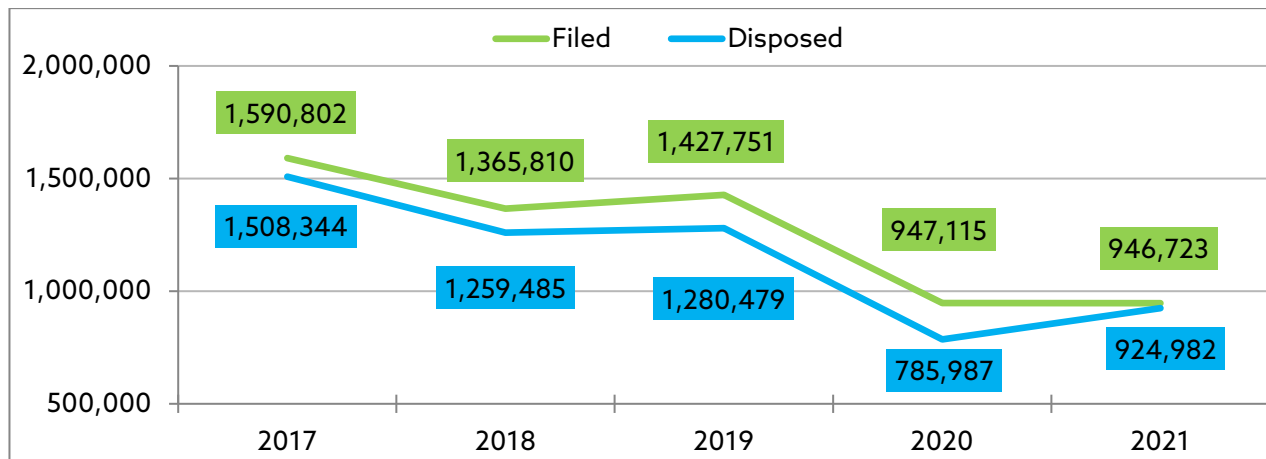
## TOTAL CASELOAD



From 2017 to 2020 the total new filed cases decreased by 35.8% and from 2017 to 2021 new filed cases decreased by 35.3%.

From 2017 to 2020 the total disposed cases decreased by 42.4% and from 2017 to 2021 disposed cases decreased by 31.4%.

## TRAFFIC CASES\*



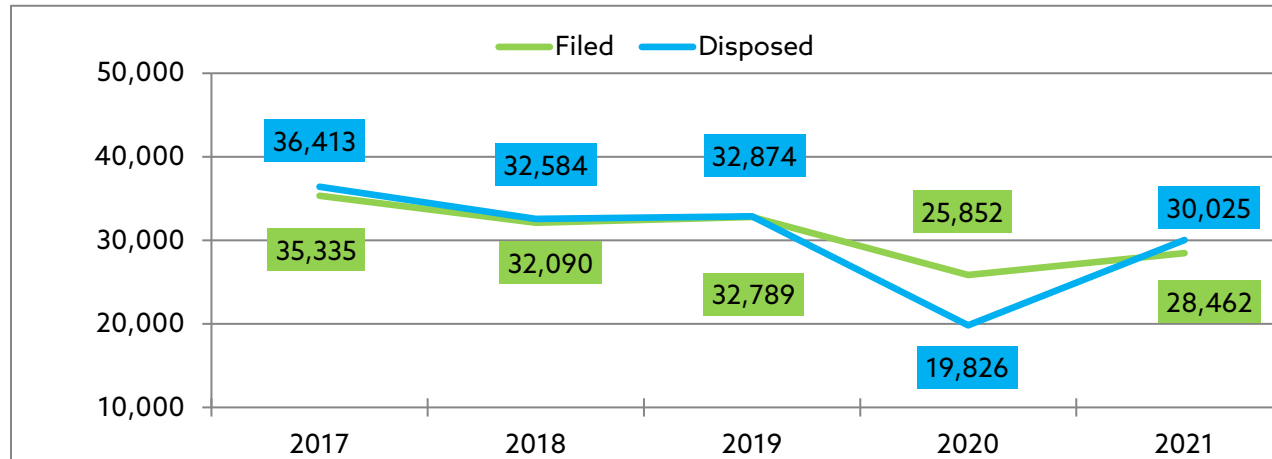
From 2017 to 2020 new filed traffic cases decreased by 40.5% and from 2017 to 2021 new filed cases decreased by 40.5%.

From 2017 to 2020 disposed traffic cases decreased by 47.9% and from 2017 to 2021 disposed cases decreased by 38.7%.

\*Excluding parking tickets and DUI

# CIRCUIT COURTS OF ILLINOIS FIVE-YEAR TRENDS

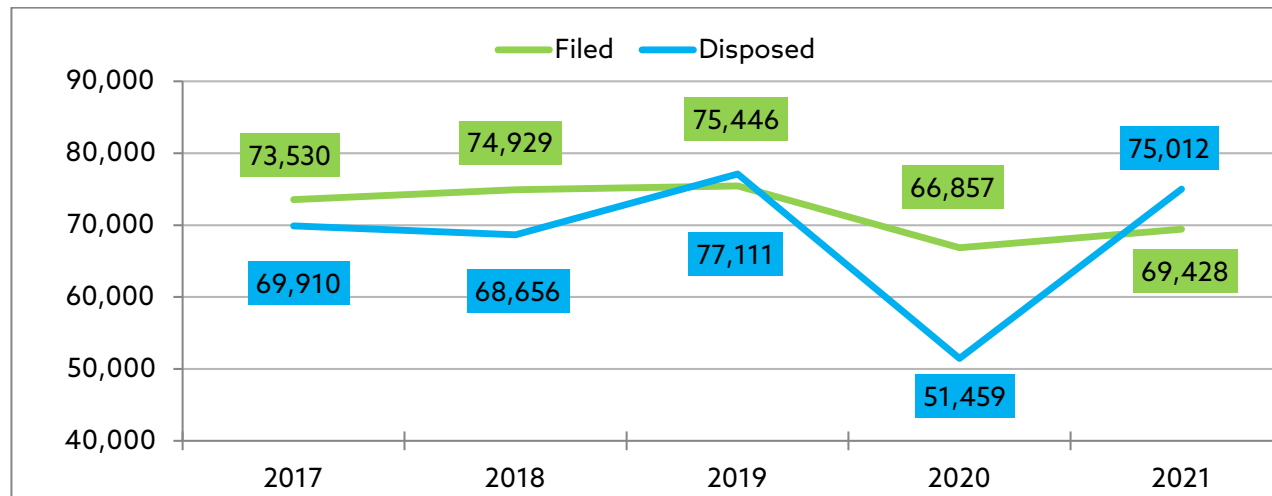
## DUI CASES



From 2017 to 2020 new filed DUI cases decreased by 26.8% and from 2017 to 2021 new filed cases decreased by 19.5%.

From 2017 to 2020 disposed DUI cases decreased by 45.6% and from 2017 to 2021 disposed cases decreased by 17.5%.

## FELONY CASES

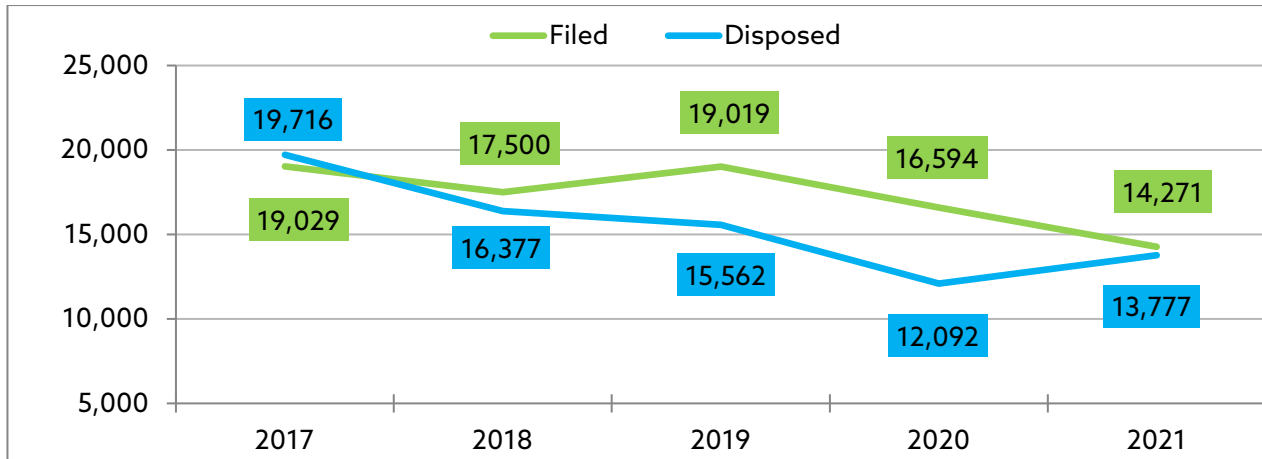


From 2017 to 2020 new filed felony cases decreased by 9.1% and from 2016 to 2020 new filed cases decreased by 5.6%.

From 2017 to 2021 disposed felony cases decreased by 26.4% and from 2017 to 2021 disposed cases increased by 7.3%.

# CIRCUIT COURTS OF ILLINOIS FIVE-YEAR TRENDS

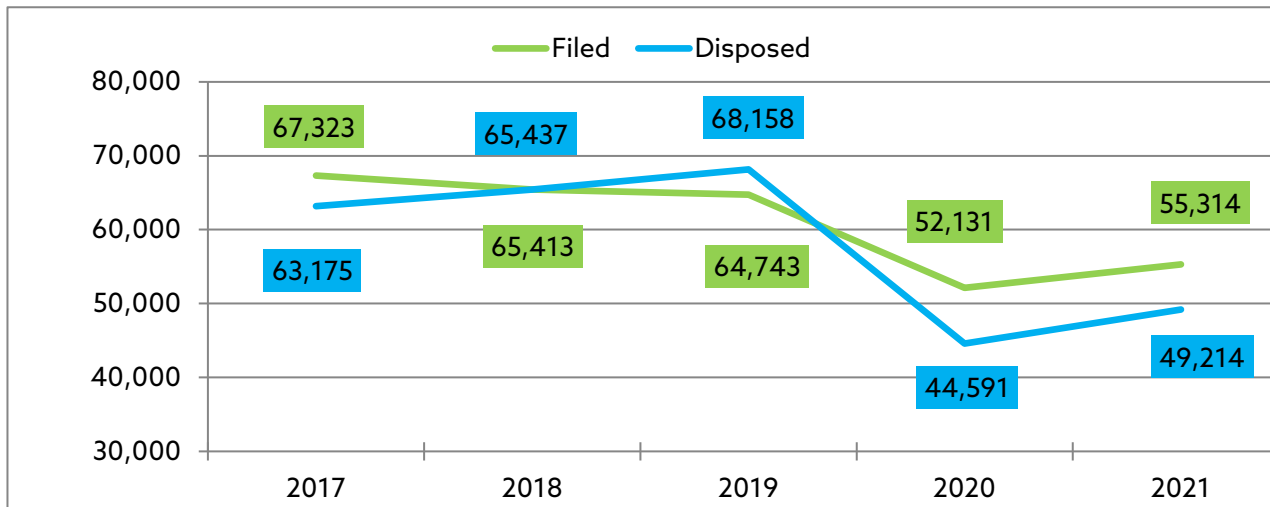
## JUVENILE



From 2017 to 2020 new filed juvenile cases decreased by 12.8% and from 2017 to 2021 new filed cases decreased by 25.0%.

From 2017 to 2020 disposed juvenile cases decreased by 38.7% and from 2017 to 2021 disposed cases decreased by 30.1%.

## DISSOLUTION AND FAMILY

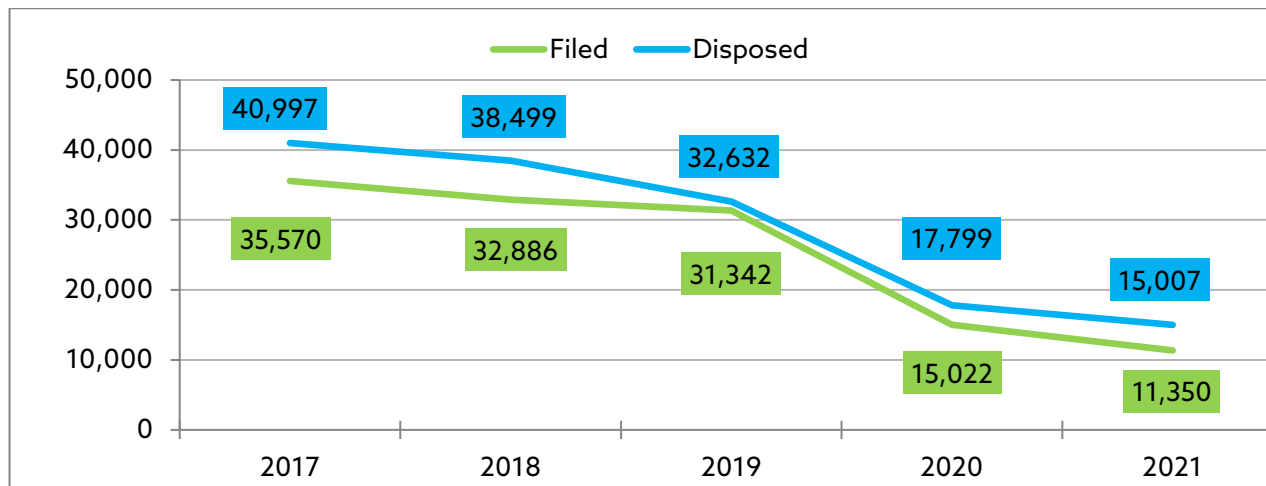


From 2017 to 2020 new filed dissolution and family cases decreased by 22.6% and from 2017 to 2021 new filed cases decreased by 17.8%.

From 2017 to 2020 disposed dissolution and family cases decreased by 29.4% and from 2017 to 2021 disposed cases decreased by 22.1%.

# CIRCUIT COURTS OF ILLINOIS FIVE-YEAR TRENDS

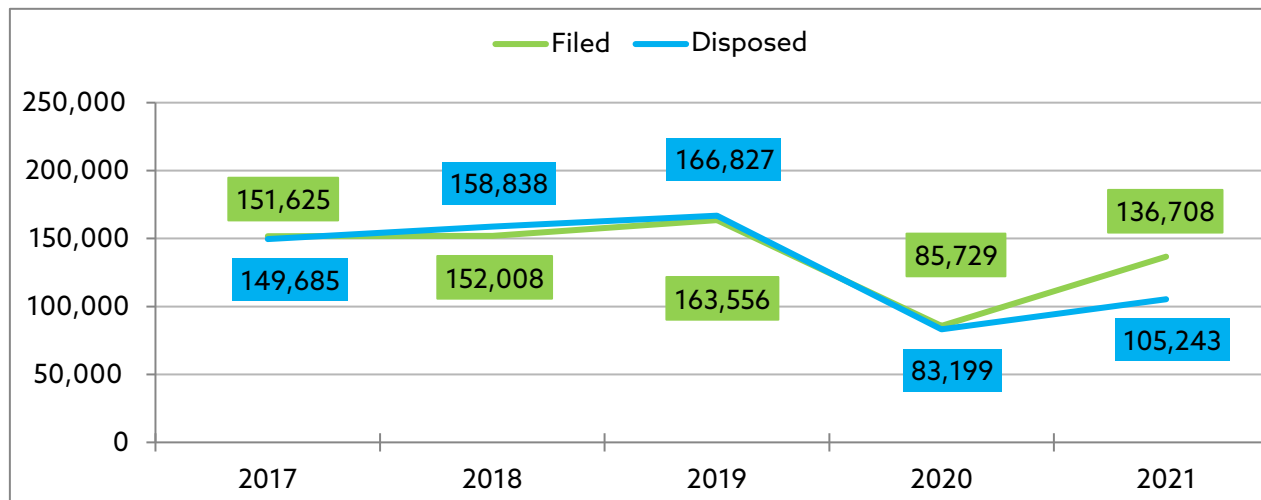
## CHANCERY



From 2017 to 2020 new filed chancery cases decreased by 57.8% and from 2017 to 2021 new filed cases decreased by 68.1%.

From 2017 to 2020 disposed chancery cases decreased by 56.6% and from 2017 to 2021 disposed cases decreased by 63.4%.

## ALL LAW CASES



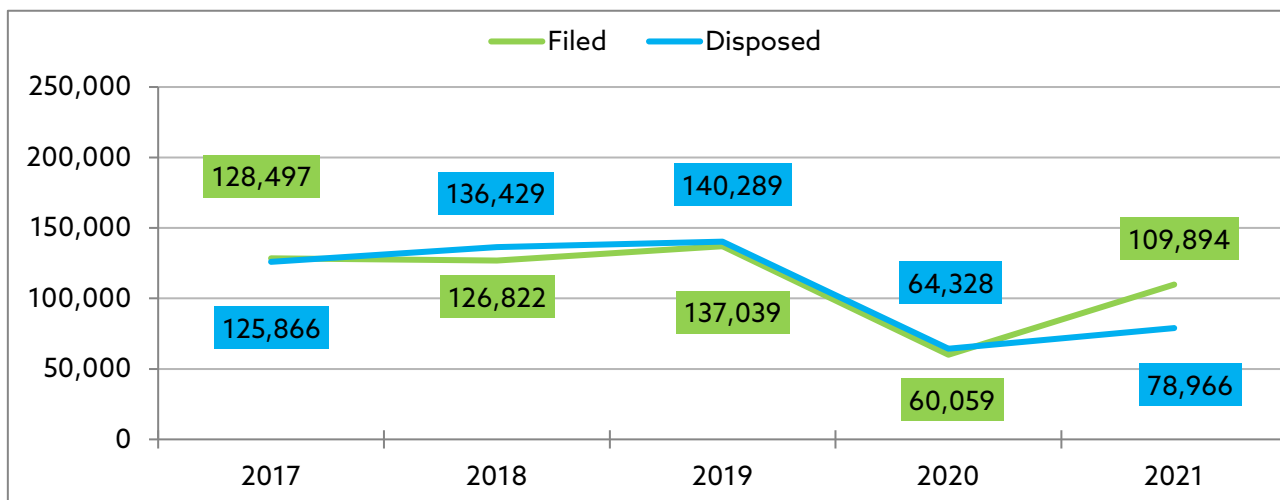
From 2017 to 2020 the total new filed law cases decreased by 43.5% and from 2017 to 2021 new filed cases decreased by 9.8%.

From 2017 to 2020 the total disposed law cases decreased by 44.4% and from 2017 to 2021 disposed cases decreased by 29.7%.



# CIRCUIT COURTS OF ILLINOIS FIVE-YEAR TRENDS

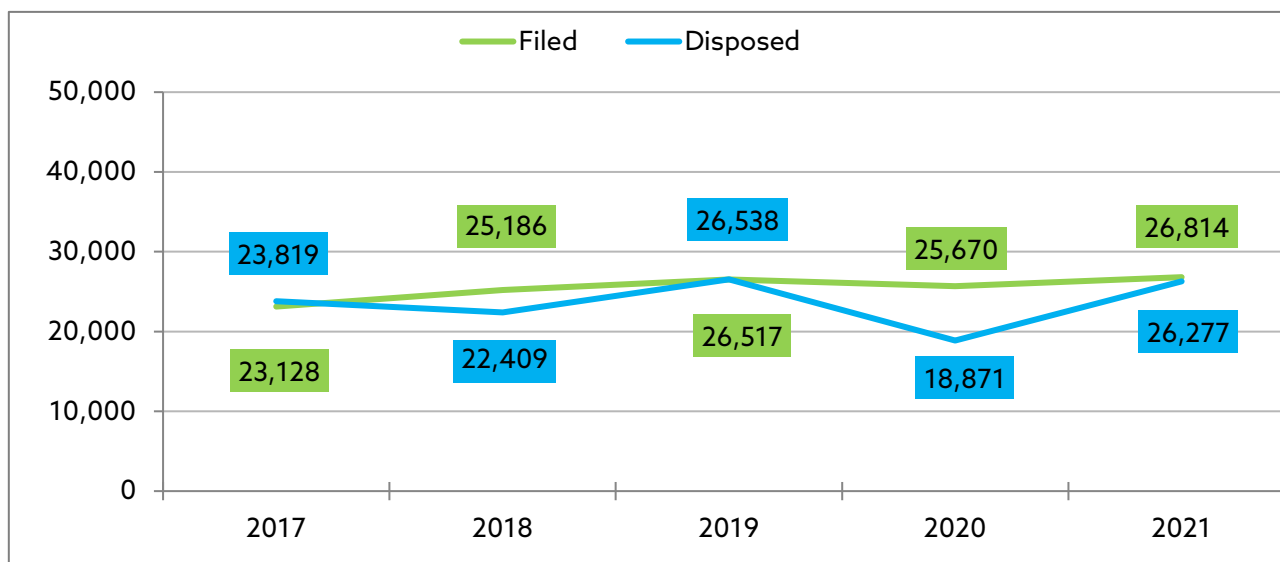
## LAW CASES \$50,000 AND LESS



From 2017 to 2020 new filed law cases under \$50,000 decreased by 53.3% and from 2017 to 2021 new filed cases decreased by 14.5%.

From 2017 to 2020 disposed law cases under \$50,000 decreased by 48.9% and from 2017 to 2021 disposed cases decreased by 37.3%.

## LAW CASES OVER \$50,000



From 2017 to 2020 new filed law cases over \$50,000 increased by 11.0% and from 2017 to 2021 new filed cases increased by 15.9%.

From 2017 to 2020 disposed law cases over \$50,000 decreased by 20.8% and from 2017 to 2021 disposed cases increased by 10.3%.

**CASELOAD, CLEARANCE  
RATE AND STATISTICAL  
RECORDS OF THE CIRCUIT  
COURTS OF ILLINOIS**

# CASELOAD SUMMARIES BY CIRCUIT

## CIRCUIT COURTS OF ILLINOIS CALENDAR YEAR 2021

CIRCUIT	BEGINNING PENDING	NEW FILED	REINSTATED	DISPOSED	END PENDING	INCREASE/DECREASE % OF 2021 PENDING CASES
1st	144,443	58,790	67	60,361	140,810	-2.5
2nd	51,563	26,511	38	25,948	51,034	-1.0
3rd	85,661	54,306	640	59,138	82,124	-4.1
4th	42,577	36,325	66	35,210	43,137	1.3
5th	68,777	26,466	181	22,698	72,206	5.0
6th	74,799	45,488	649	42,258	59,709	-20.2
7th	101,160	58,440	22	78,388	101,829	0.7
8th	24,215	21,669	38	22,236	22,843	-5.7
9th	28,092	24,897	7	24,750	29,640	5.5
10th	54,493	45,420	317	41,522	54,856	0.7
11th	38,882	42,885	759	42,247	37,943	-2.4
12th	96,936	106,375	3,601	111,324	95,657	-1.3
13th	22,171	29,824	629	29,678	22,243	0.3
14th	62,014	41,106	11	38,341	63,606	2.6
15th	31,636	27,435	6	27,763	30,728	-2.9
16th	102,258	57,994	112	57,844	102,422	0.2
17th	84,173	56,575	138	58,440	82,290	-2.2
18th	74,590	129,010	12,594	156,719	59,190	-20.6
19th	40,047	83,598	3,735	89,355	37,937	-5.3
20th	134,906	51,806	277	56,202	136,013	0.8
21st	35,343	24,522	1	16,221	43,569	23.3
22nd	18,796	41,509	1,628	44,990	16,864	-10.3
23rd	25,133	20,950	773	24,448	21,769	-13.4
DOWNSTATE TOTAL	1,442,665	1,111,901	26,289	1,166,081	1,408,419	-2.4
COOK COUNTY	1,804,492	522,927	15,453	462,760	1,880,868	4.2
STATE TOTAL	3,247,157	1,634,828	41,742	1,628,841	3,289,287	1.3

# CASE FILING RATIO: JUDGE/POPULATION

## CIRCUIT COURTS OF ILLINOIS CALENDAR YEAR 2021

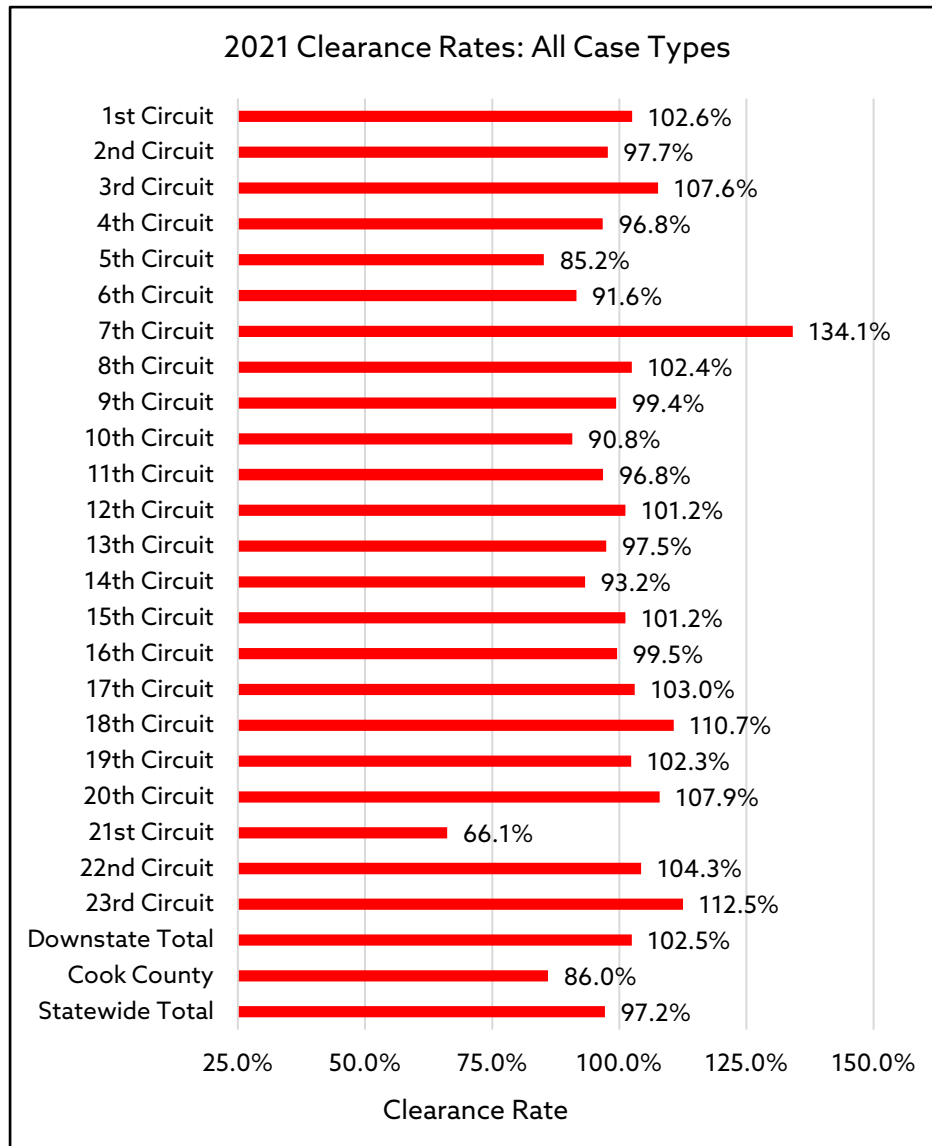
Circuit	NUMBER OF COUNTIES	2021 CENSUS POPULATION ESTIMATE	TOTAL NUMBER OF CASES FILED DURING 2021 **	NUMBER OF JUDGES			NUMBER OF CASES FILED PER JUDGE	NUMBER OF CASES FILED PER 1000 POPULATION
				CIRCUIT	ASSOCIATE	TOTAL *		
1st	9	203,604	58,790	13	7	20	2,940	288.7
2nd	12	188,407	26,511	15	6	21	1,262	140.7
3rd	2	278,897	54,306	8	13	21	2,586	194.7
4th	9	233,735	36,325	12	7	19	1,912	155.4
5th	5	168,013	26,466	11	5	16	1,654	157.5
6th	6	362,419	45,488	14	11	25	1,820	125.5
7th	6	311,117	58,440	12	10	22	2,656	187.8
8th	8	135,088	21,669	11	5	16	1,354	160.4
9th	6	152,691	24,897	10	4	14	1,778	163.1
10th	5	330,716	45,420	10	11	21	2,163	137.3
11th	5	286,093	42,885	11	10	21	2,042	149.9
12th	1	688,726	106,375	16	21	37	2,875	154.5
13th	3	190,867	29,824	8	5	13	2,294	156.3
14th	4	259,199	41,106	12	10	22	1,868	158.6
15th	5	163,264	27,435	8	8	16	1,715	168.0
16th	1	531,010	57,994	13	17	30	1,933	109.2
17th	2	334,072	56,575	10	15	25	2,263	169.3
18th	1	917,481	129,010	14	30	44	2,932	140.6
19th	1	693,593	83,598	14	25	39	2,144	120.5
20th	5	358,564	51,806	11	13	24	2,159	144.5
21st	2	135,305	24,522	6	5	11	2,229	181.2
22nd	1	305,888	41,509	8	11	19	2,185	135.7
23rd	2	235,129	20,950	8	5	13	1,612	89.1
DOWNSTATE TOTAL	101	7,463,878	1,111,901	255	254	509	2,184	149.0
COOK COUNTY	1	5,108,284	522,927	237	143	380	1,376	102.4
STATE TOTAL	102	12,572,162	1,634,828	492	397	889	1,839	130.0

\* Average number of sitting Circuit Judges

\*\* Total of all cases in all categories: Civil; Domestic Relations; Criminal; Quasi-Criminal ; and Juvenile.

# 2021 CLEARANCE RATES BY CIRCUIT

## ALL CASE TYPES



## FIVE YEAR TREND CLEARANCE RATES: ALL CASE TYPES

Circuit	2021	2020	2019	2018	2017
1st .....	102.6%	96.2%	90.2%	92.7%	92.4%
2nd .....	97.7%	87.1%	91.3%	93.7%	94.3%
3rd .....	107.6%	83.4%	92.4%	94.7%	94.9%
4th .....	96.8%	83.0%	96.0%	100.1%	94.6%
5th .....	85.2%	69.3%	78.9%	79.0%	84.2%
6th .....	91.6%	88.3%	92.6%	93.7%	92.5%
7th .....	134.1%	106.3%	116.0%	116.4%	107.5%
8th .....	102.4%	90.8%	94.4%	96.0%	95.7%
9th .....	99.4%	94.0%	98.6%	98.3%	95.1%
10th .....	90.8%	85.3%	97.1%	98.2%	96.3%
11th .....	96.8%	94.0%	101.0%	99.5%	97.2%
12th .....	101.2%	90.7%	97.6%	99.8%	99.7%
13th .....	97.5%	93.2%	96.0%	97.9%	99.3%
14th .....	93.2%	90.1%	94.5%	96.5%	91.4%
15th .....	101.2%	89.1%	95.6%	95.8%	94.3%
16th .....	99.5%	44.1%	71.3%	55.6%	65.8%
17th .....	103.0%	101.5%	98.0%	99.0%	100.3%
18th .....	110.7%	82.5%	100.6%	101.0%	99.1%
19th .....	102.3%	97.0%	100.9%	100.2%	99.1%
20th .....	107.9%	92.4%	96.9%	98.5%	105.1%
21st .....	66.1%	45.9%	69.0%	76.1%	87.0%
22nd .....	104.3%	93.7%	102.0%	99.8%	100.6%
23rd .....	112.5%	81.6%	98.5%	100.8%	99.7%
DOWNSTATE TOTAL	102.5%	86.8%	95.5%	95.8%	95.9%
COOK COUNTY ...	86.0%	74.1%	78.3%	77.2%	86.3%
STATE TOTAL ....	97.2%	82.5%	89.2%	88.6%	92.1%

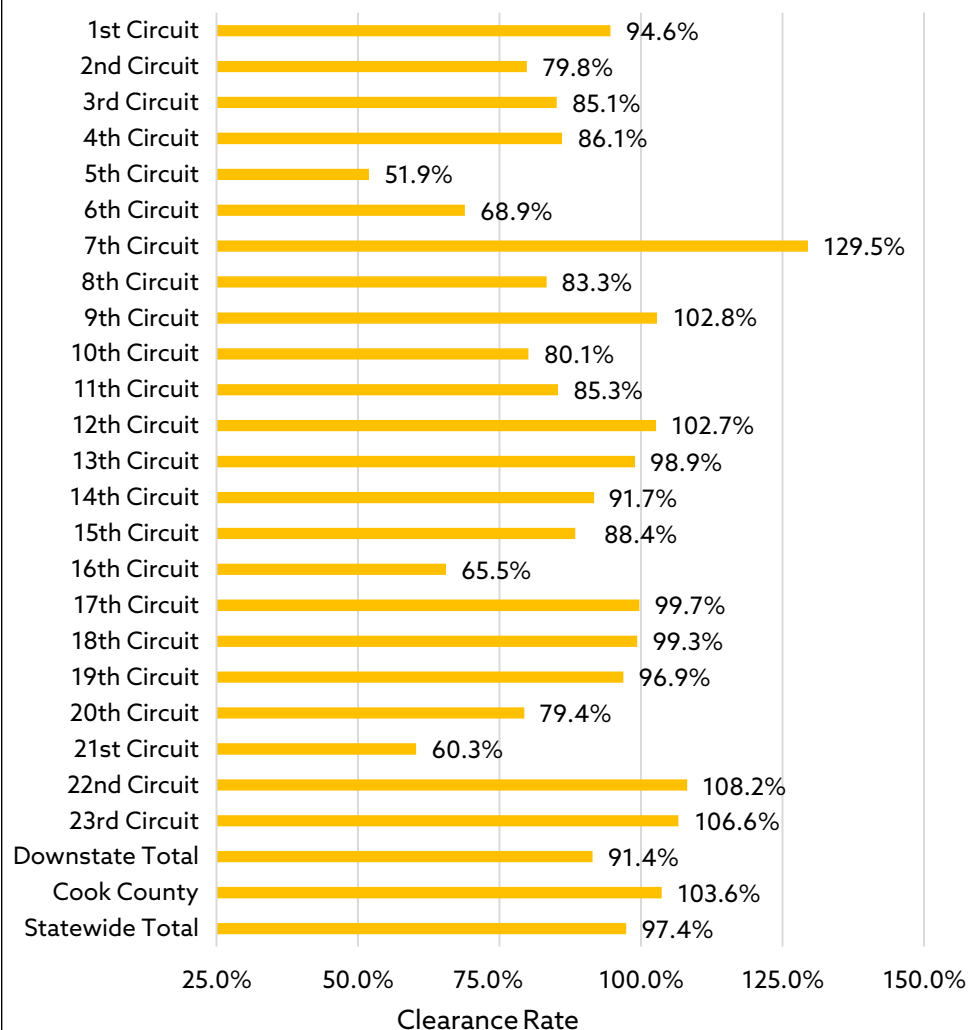
Note: Clearance Rate Percentage equals the number of disposed cases divided by the sum of new filed and reinstated cases, with the total multiplied by 100.

# CLEARANCE RATES BY CIRCUIT

## CIVIL CATEGORY

(Arbitration, Chancery, Eminent Domain, Law, Law Magistrate, Municipal Corporation, Mental Health, Miscellaneous Remedy, Probate, Small Claims, Tax)

2021 Clearance Rates: Civil Category



## FIVE YEAR TREND CLEARANCE RATES: CIVIL CATEGORY

Circuit	2021	2020	2019	2018	2017
1st .....	94.6%	111.1%	92.4%	86.3%	93.1%
2nd .....	79.8%	96.9%	88.6%	88.0%	90.2%
3rd .....	85.1%	86.7%	93.9%	92.6%	99.2%
4th .....	86.1%	85.0%	91.8%	99.0%	91.6%
5th .....	51.9%	48.8%	62.1%	60.9%	62.3%
6th .....	68.9%	84.0%	81.2%	89.0%	84.5%
7th .....	129.5%	139.6%	131.0%	131.1%	95.4%
8th .....	83.3%	100.1%	90.4%	96.8%	92.7%
9th .....	102.8%	125.2%	96.1%	90.3%	85.9%
10th .....	80.1%	95.4%	87.3%	98.5%	86.4%
11th .....	85.3%	99.9%	104.5%	95.2%	99.1%
12th .....	102.7%	102.7%	98.3%	99.2%	99.7%
13th .....	98.9%	98.6%	95.3%	99.9%	96.5%
14th .....	91.7%	87.6%	101.4%	95.9%	87.8%
15th .....	88.4%	90.1%	91.2%	97.1%	93.5%
16th .....	65.5%	36.4%	69.4%	65.5%	63.2%
17th .....	99.7%	99.5%	96.6%	97.6%	100.6%
18th .....	99.3%	94.6%	95.0%	103.8%	99.2%
19th .....	96.9%	107.4%	99.3%	104.7%	98.8%
20th .....	79.4%	92.5%	96.3%	98.3%	106.4%
21st .....	60.3%	63.1%	85.6%	96.6%	101.9%
22nd .....	108.2%	94.2%	95.8%	103.3%	98.9%
23rd .....	106.6%	99.0%	95.9%	102.3%	99.5%
DOWNSTATE TOTAL	91.4%	93.6%	94.3%	96.9%	93.3%
COOK COUNTY ....	103.6%	89.7%	95.7%	97.9%	94.3%
STATE TOTAL .....	97.4%	91.7%	95.0%	97.4%	93.8%

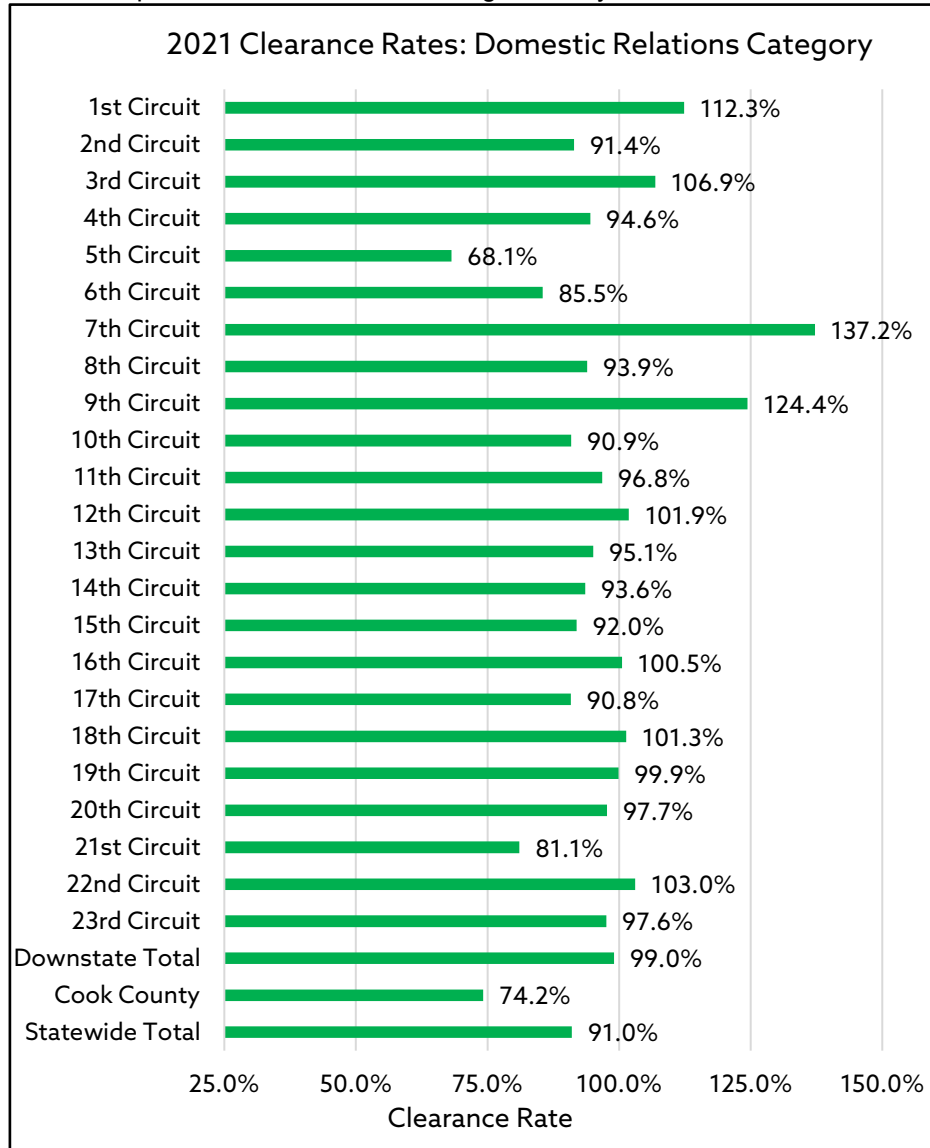
Note: Clearance Rate Percentage equals the number of disposed cases divided by the sum of new filed and reinstated cases, with the total multiplied by 100.



# CLEARANCE RATES BY CIRCUIT

## DOMESTIC RELATIONS CATEGORY

Adoption, Dissolutions of marriage, Family, Order of Protection



## FIVE YEAR TREND CLEARANCE RATES: DOMESTIC RELATIONS

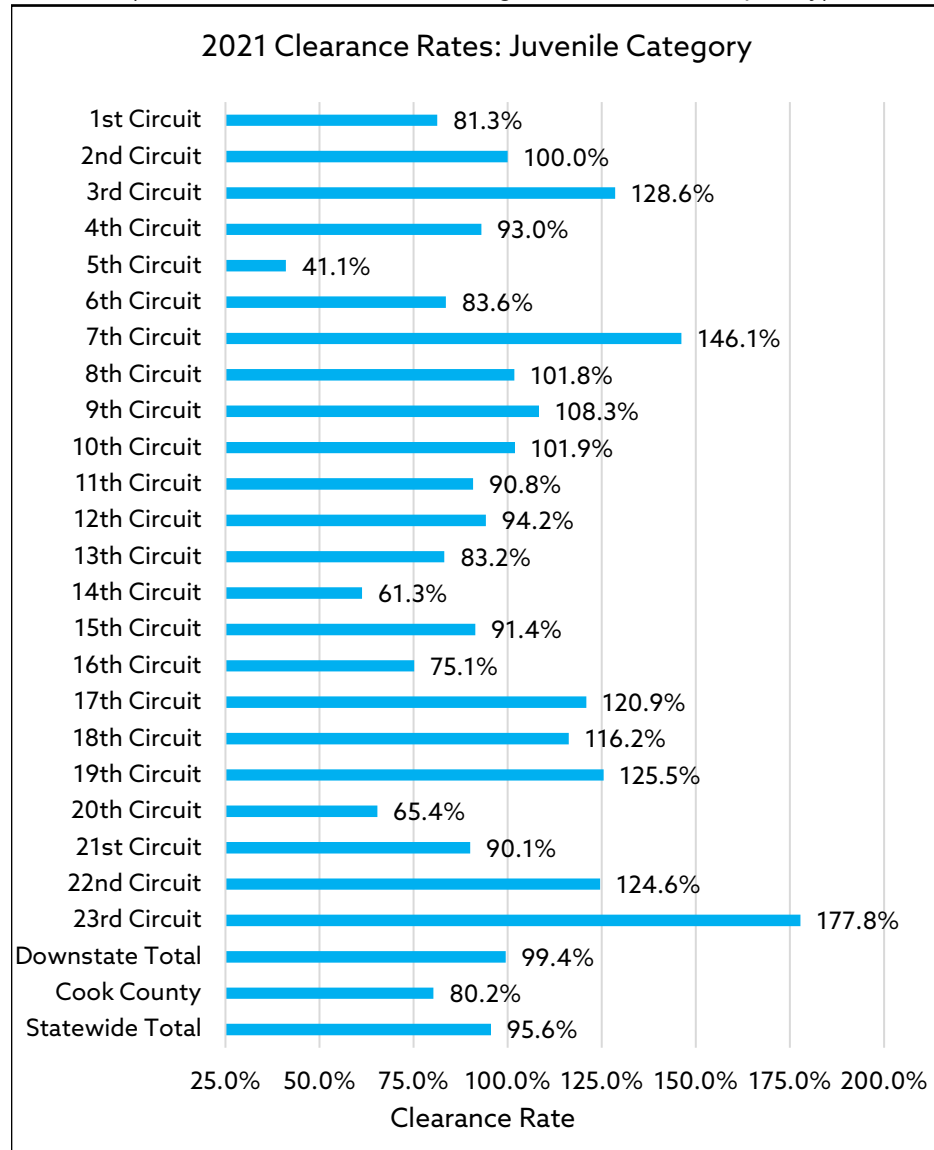
Circuit	2021	2020	2019	2018	2017
1st .....	112.3%	93.5%	99.6%	97.7%	91.0%
2nd .....	91.4%	93.9%	86.7%	85.4%	90.3%
3rd .....	106.9%	97.4%	97.1%	97.5%	95.0%
4th .....	94.6%	90.5%	98.1%	94.0%	104.9%
5th .....	68.1%	63.8%	44.7%	45.8%	94.7%
6th .....	85.5%	83.8%	88.8%	87.3%	95.3%
7th .....	137.2%	140.4%	136.0%	135.1%	100.0%
8th .....	93.9%	94.9%	87.5%	103.5%	49.4%
9th .....	124.4%	99.1%	97.2%	93.6%	95.9%
10th .....	90.9%	97.2%	130.0%	88.3%	94.2%
11th .....	96.8%	93.6%	111.2%	99.2%	101.5%
12th .....	101.9%	97.6%	100.8%	98.0%	87.2%
13th .....	95.1%	94.8%	96.2%	94.1%	89.0%
14th .....	93.6%	92.4%	95.2%	104.6%	109.6%
15th .....	92.0%	89.4%	89.1%	96.4%	103.9%
16th .....	100.5%	58.8%	93.8%	59.5%	100.4%
17th .....	90.8%	92.4%	93.2%	95.0%	105.3%
18th .....	101.3%	89.4%	148.9%	96.6%	94.8%
19th .....	99.9%	98.7%	106.0%	99.9%	50.4%
20th .....	97.7%	92.9%	98.8%	109.5%	86.8%
21st .....	81.1%	59.7%	82.3%	94.1%	107.2%
22nd .....	103.0%	95.5%	96.4%	104.3%	91.6%
23rd .....	97.6%	96.9%	95.9%	98.4%	95.4%
DOWNSTATE TOTAL	99.0%	93.9%	102.9%	96.3%	93.3%
COOK COUNTY ...	74.2%	74.1%	92.0%	93.6%	76.9%
STATE TOTAL . . .	91.0%	87.7%	99.3%	95.4%	87.3%

Note: Clearance Rate Percentage equals the number of disposed cases divided by the sum of new filed and reinstated cases, with the total multiplied by 100.

# CLEARANCE RATES BY CIRCUIT

## JUVENILE CATEGORY

(Juvenile, Juvenile Abuse & Neglect, Juvenile Delinquency)



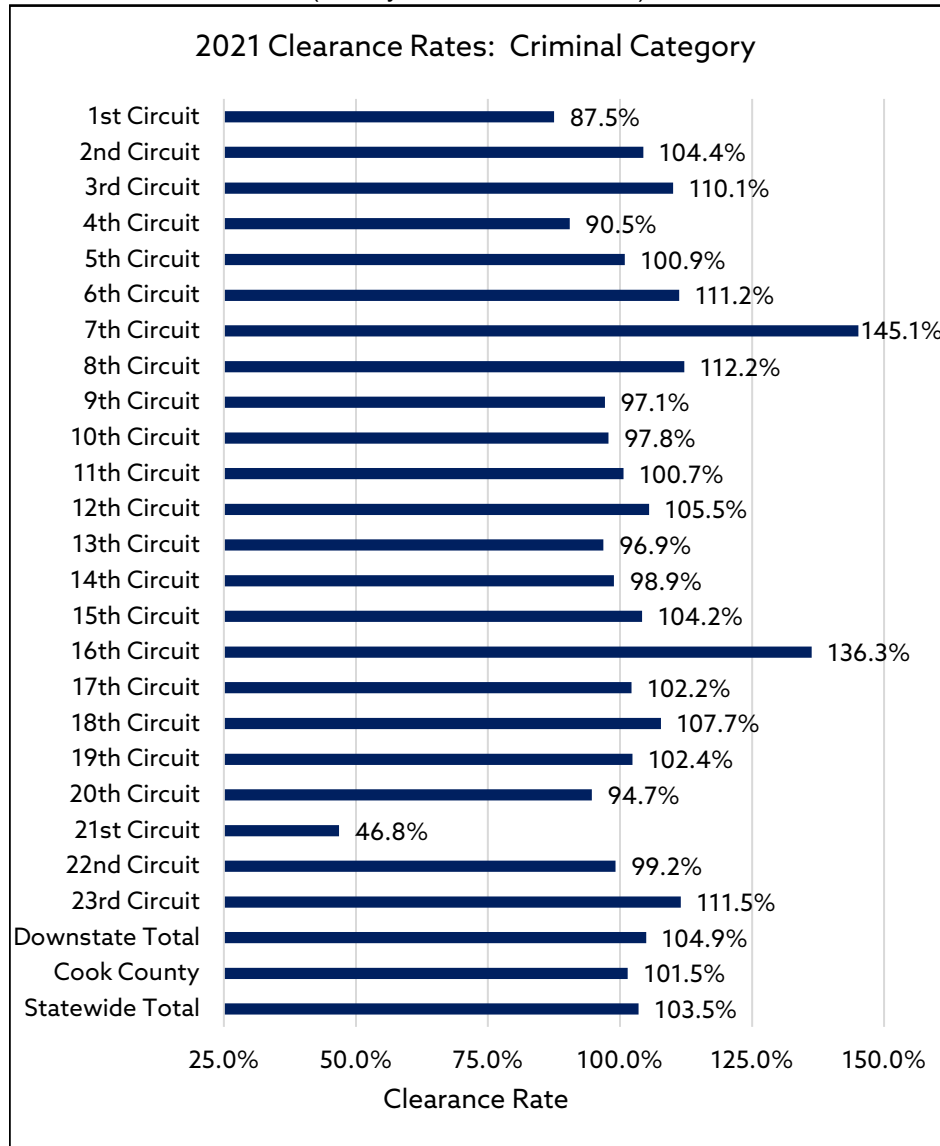
## FIVE YEAR TREND CLEARANCE RATES: JUVENILE CATEGORY

Circuit	2021	2020	2019	2018	2017
1st .....	81.3%	89.8%	66.7%	72.7%	62.9%
2nd .....	100.0%	65.7%	59.6%	67.9%	60.7%
3rd .....	128.6%	80.6%	88.5%	87.2%	91.7%
4th .....	93.0%	65.4%	73.3%	75.9%	86.9%
5th .....	41.1%	27.7%	23.2%	39.7%	45.3%
6th .....	83.6%	68.5%	64.9%	75.9%	74.5%
7th .....	146.1%	132.5%	106.6%	140.9%	118.7%
8th .....	101.8%	53.8%	55.7%	87.8%	60.1%
9th .....	108.3%	65.5%	67.8%	73.3%	78.9%
10th .....	101.9%	61.9%	77.9%	73.6%	88.4%
11th .....	90.8%	82.5%	93.5%	73.5%	94.2%
12th .....	94.2%	102.7%	98.3%	115.6%	97.7%
13th .....	83.2%	64.4%	96.7%	87.5%	78.6%
14th .....	61.3%	66.7%	68.9%	69.3%	72.6%
15th .....	91.4%	65.7%	57.3%	88.4%	81.5%
16th .....	75.1%	56.3%	79.7%	70.0%	68.6%
17th .....	120.9%	91.4%	75.2%	90.3%	106.2%
18th .....	116.2%	97.7%	107.0%	114.9%	100.1%
19th .....	125.5%	103.4%	111.7%	103.6%	113.2%
20th .....	65.4%	42.3%	49.7%	54.7%	77.3%
21st .....	90.1%	103.9%	79.0%	101.3%	92.7%
22nd .....	124.6%	87.3%	93.3%	102.8%	102.6%
23rd .....	177.8%	83.1%	78.4%	97.3%	81.6%
DOWNSTATE TOTAL	99.4%	76.5%	77.2%	84.5%	86.1%
COOK COUNTY ...	80.2%	56.9%	95.3%	128.7%	145.3%
STATE TOTAL ....	95.6%	72.3%	81.1%	92.4%	102.5%

Note: Clearance Rate Percentage equals the number of disposed cases divided by the sum of new filed and reinstated cases, with the total multiplied by 100.

# CLEARANCE RATES BY CIRCUIT

## CRIMINAL CATEGORY (Felony, Misdemeanor, DUI)



## FIVE YEAR TREND CLEARANCE RATES: CRIMINAL CATEGORY

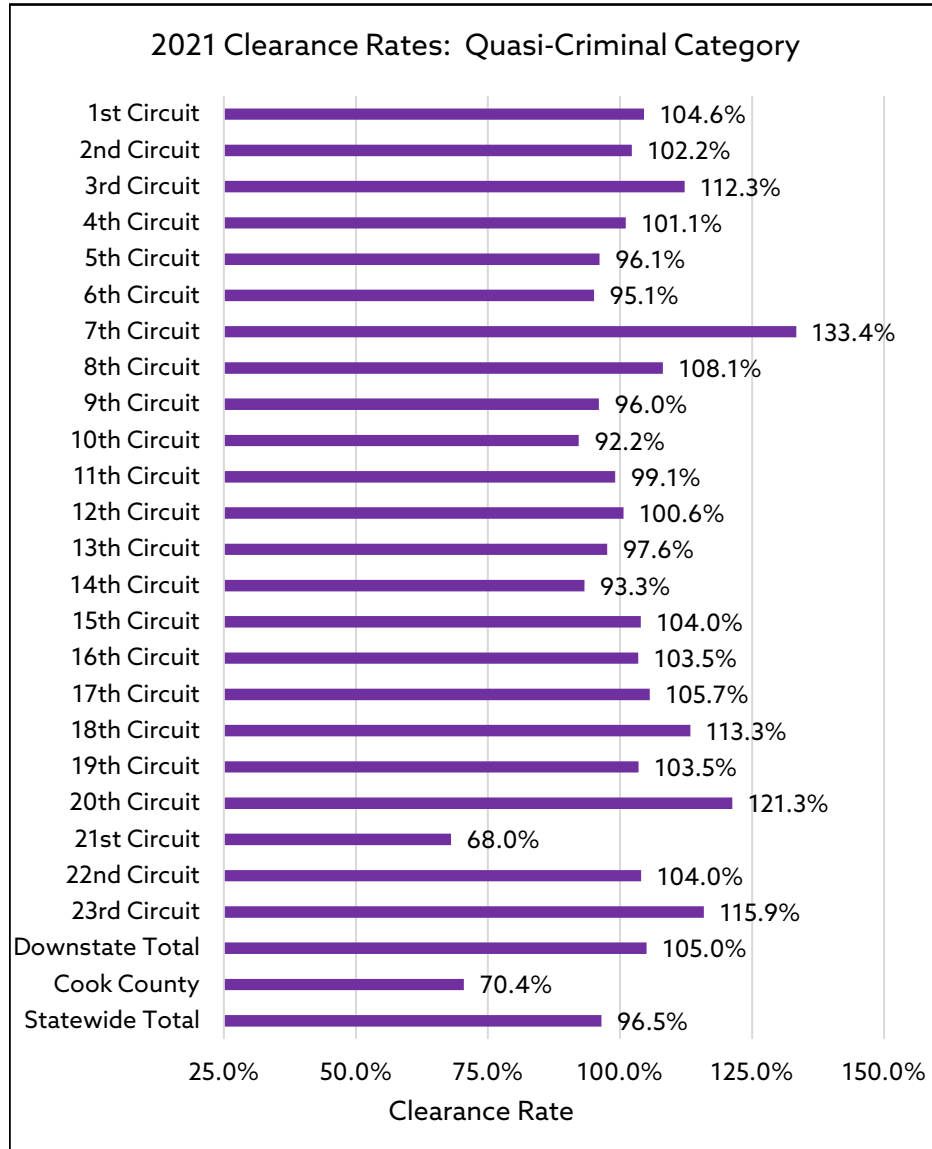
Circuit	2021	2020	2019	2018	2017
1st .....	87.5%	80.4%	88.3%	84.4%	86.0%
2nd .....	104.4%	70.4%	85.8%	90.4%	95.9%
3rd .....	110.1%	65.3%	86.6%	87.4%	90.5%
4th .....	90.5%	78.5%	93.2%	88.8%	90.0%
5th .....	100.9%	59.5%	87.3%	89.2%	89.0%
6th .....	111.2%	89.7%	101.7%	98.3%	91.3%
7th .....	145.1%	97.4%	119.7%	111.2%	107.0%
8th .....	112.2%	87.1%	91.4%	91.8%	91.3%
9th .....	97.1%	94.2%	94.0%	94.0%	108.6%
10th .....	97.8%	80.6%	93.0%	95.7%	95.0%
11th .....	100.7%	79.7%	98.4%	94.2%	96.9%
12th .....	105.5%	58.2%	91.5%	100.1%	99.4%
13th .....	96.9%	88.4%	92.3%	97.0%	102.2%
14th .....	98.9%	78.2%	89.2%	91.1%	91.0%
15th .....	104.2%	81.7%	92.5%	92.0%	96.3%
16th .....	136.3%	54.6%	114.0%	89.2%	72.2%
17th .....	102.2%	98.8%	103.0%	96.3%	98.5%
18th .....	107.7%	78.3%	97.2%	96.8%	99.3%
19th .....	102.4%	86.0%	97.3%	99.9%	98.4%
20th .....	94.7%	80.5%	93.9%	93.0%	104.5%
21st .....	46.8%	43.6%	52.4%	62.7%	71.2%
22nd .....	99.2%	86.5%	105.6%	103.5%	97.1%
23rd .....	111.5%	71.1%	102.0%	92.6%	91.7%
DOWNSTATE TOTAL	104.9%	78.0%	95.8%	94.1%	94.8%
COOK COUNTY ...	101.5%	64.0%	59.9%	60.2%	63.6%
STATE TOTAL ....	103.5%	72.1%	78.6%	78.4%	80.5%

Note: Clearance Rate Percentage equals the number of disposed cases divided by the sum of new filed and reinstated cases, with the total multiplied by 100.

# CLEARANCE RATES BY CIRCUIT

## QUASI-CRIMINAL CATEGORY

(Civil Law Violations, Conservation, Ordinance Violation, Traffic)



## FIVE YEAR TREND CLEARANCE RATES: QUASI-CRIMINAL

Circuit	2021	2020	2019	2018	2017
1st .....	104.6%	97.4%	89.9%	94.6%	93.4%
2nd .....	102.2%	90.3%	96.0%	99.3%	97.5%
3rd .....	112.3%	89.0%	93.1%	96.8%	94.0%
4th .....	101.1%	84.9%	98.0%	103.9%	96.1%
5th .....	96.1%	82.7%	89.9%	90.2%	97.7%
6th .....	95.1%	91.7%	95.2%	95.3%	97.3%
7th .....	133.4%	97.2%	108.7%	110.1%	110.8%
8th .....	108.1%	91.4%	98.0%	95.8%	98.4%
9th .....	96.0%	89.6%	101.3%	102.1%	94.9%
10th .....	92.2%	85.2%	97.0%	100.4%	99.6%
11th .....	99.1%	97.2%	99.7%	101.7%	97.0%
12th .....	100.6%	91.1%	97.7%	100.0%	99.3%
13th .....	97.6%	94.2%	96.8%	97.8%	100.3%
14th .....	93.3%	95.2%	93.7%	97.2%	92.4%
15th .....	104.0%	91.5%	97.8%	96.2%	93.9%
16th .....	103.5%	43.5%	66.0%	49.5%	66.6%
17th .....	105.7%	106.3%	98.5%	100.5%	100.9%
18th .....	113.3%	81.2%	100.0%	101.1%	99.3%
19th .....	103.5%	97.5%	101.2%	99.5%	98.9%
20th .....	121.3%	97.9%	98.1%	99.4%	106.4%
21st .....	68.0%	40.9%	65.1%	70.4%	82.8%
22nd .....	104.0%	95.0%	103.3%	98.6%	101.0%
23rd .....	115.9%	78.5%	99.6%	102.4%	101.7%
DOWNSTATE TOTAL	105.0%	87.7%	95.3%	96.0%	96.9%
COOK COUNTY ...	70.4%	67.9%	74.8%	72.1%	87.9%
STATE TOTAL ....	96.5%	82.3%	88.8%	87.3%	93.7%

Note: Clearance Rate Percentage equals the number of disposed cases divided by the sum of new filed and reinstated cases, with the total multiplied by 100.

# CIVIL AND DOMESTIC RELATIONS CASELOAD STATISTICS BY COUNTY

## CIRCUIT COURTS - CALENDAR YEAR 2021

CIRCUIT / COUNTY		CIVIL																DOMESTIC RELATIONS						
		ARBITRATION	CHANCERY	EMINENT DOMAIN	LAW JURY >\$50,000	LAW NON-JURY >\$50,000	LAW JURY =<\$50,000	LAW NON-JURY =<\$50,000	MUNICIPAL CORPORATION	MENTAL HEALTH	MISC. REMEDY	PROBATE	SMALL CLAIMS	TAX	TOTAL CIVIL CASES	TOTAL ALL CASES*	CIVIL CASES AS % OF ALL CASES	ADOPTION	DISSOLUTION	FAMILY	ORDER OF PROTECTION	TOTAL DOMESTIC RELATIONS CASES	TOTAL ALL CASES*	DOMESTIC RELATIONS CASES AS % OF ALL CASES
1st ALEXANDER	New Filed	0	3	0	0	6	0	10	0	1	74	16	59	2	171	3,002	5.7	1	26	18	33	78	3,002	2.6
	Reinstated	0	0	0	0	0	0	0	0	0	0	0	0	0	0	1	0.0	1	0	0	0	1	1	100.0
	Disposed Of	0	2	0	0	8	1	8	0	0	11	6	48	2	86	2,477	3.5	2	16	4	15	37	2,477	1.5
	End Pending	0	134	7	20	83	1	300	1	1	1,187	292	923	338	3,287	38,363	8.6	44	178	708	691	1,621	38,363	4.2
1st JACKSON	New Filed	0	41	2	0	80	0	228	2	10	163	129	416	5	1,076	7,826	13.7	13	170	103	264	550	7,826	7.0
	Reinstated	0	0	0	0	1	0	2	0	0	0	0	9	0	12	50	24.0	0	14	23	1	38	50	76.0
	Disposed Of	0	48	2	18	77	4	188	1	4	181	99	438	5	1,065	7,362	14.5	11	192	135	280	618	7,362	8.4
	End Pending	0	52	0	25	200	0	159	4	5	96	426	166	6	1,139	4,418	25.8	9	120	86	17	232	4,418	5.3
1st JOHNSON	New Filed	0	12	0	1	11	0	18	0	0	138	41	66	2	289	3,632	8.0	6	43	11	67	127	3,632	3.5
	Reinstated	0	0	0	0	0	0	0	0	0	0	0	0	0	0	0	0.0	0	0	0	0	0	0	0.0
	Disposed Of	0	12	0	9	7	0	18	0	0	121	19	81	3	270	3,582	7.5	1	48	8	68	125	3,582	3.5
	End Pending	0	20	0	11	12	2	30	0	0	164	188	43	10	480	8,848	5.4	10	37	50	9	106	8,848	1.2
1st MASSAC	New Filed	0	14	0	0	19	0	47	0	0	56	32	120	2	290	7,116	4.1	6	63	35	88	192	7,116	2.7
	Reinstated	0	0	0	0	0	0	0	0	0	0	0	0	0	0	0	0.0	0	0	0	0	0	0	0.0
	Disposed Of	0	15	0	0	9	0	31	0	0	28	19	117	0	219	7,046	3.1	2	55	3	78	138	7,046	2.0
	End Pending	0	79	0	115	71	0	119	1	2	409	362	206	118	1,482	6,655	22.3	42	152	190	75	459	6,655	6.9
1st POPE	New Filed	0	6	0	0	1	0	7	0	0	21	16	24	1	76	839	9.1	1	9	3	17	30	839	3.6
	Reinstated	0	0	0	0	0	0	0	0	0	0	0	0	0	0	0	0.0	0	0	0	0	0	0	0.0
	Disposed Of	0	6	0	0	3	0	6	0	0	18	5	22	1	61	953	6.4	1	8	3	13	25	953	2.6
	End Pending	0	17	0	0	10	1	13	1	2	53	89	16	5	207	682	30.4	0	13	22	8	43	682	6.3
1st PULASKI	New Filed	0	1	0	0	3	0	10	0	0	51	13	40	2	120	12,119	1.0	0	17	8	23	48	12,119	0.4
	Reinstated	0	0	0	0	0	0	0	0	0	0	0	0	0	0	0	0.0	0	0	0	0	0	0	0.0
	Disposed Of	0	1	0	0	2	0	4	0	0	5	5	17	0	34	14,840	0.2	0	9	0	7	16	14,840	0.1
	End Pending	0	117	0	11	78	3	195	1	0	327	377	308	238	1,655	62,901	2.6	8	155	307	181	651	62,901	1.0
1st SALINE	New Filed	0	9	3	0	36	0	109	0	2	84	54	197	4	498	4,186	11.9	30	120	40	207	397	4,186	9.5
	Reinstated	0	0	0	0	0	0	1	0	0	0	0	0	0	1	2	50.0	0	0	0	0	0	2	0.0
	Disposed Of	0	23	3	0	37	0	98	0	1	56	33	269	0	520	4,522	11.5	114	286	123	178	701	4,522	15.5
	End Pending	0	47	0	70	138	5	320	0	16	67	672	322	175	1,832	5,944	30.8	10	104	139	167	420	5,944	7.1
1st UNION	New Filed	0	15	0	0	21	0	59	2	35	99	54	103	1	389	3,336	11.7	4	70	45	33	152	3,336	4.6
	Reinstated	0	0	0	0	0	0	0	0	0	0	0	0	0	0	0	0.0	0	0	0	0	0	0	0.0
	Disposed Of	0	22	0	1	24	0	51	2	32	106	65	156	3	462	4,212	11.0	3	79	32	32	146	4,212	3.5
	End Pending	0	12	0	10	42	1	42	0	4	17	69	53	1	251	2,018	12.4	2	38	38	1	79	2,018	3.9
1st WILLIAMSON	New Filed	0	58	0	52	166	0	294	0	2	408	183	626	3	1,792	16,734	10.7	106	333	169	442	1,050	16,734	6.3
	Reinstated	0	0	0	0	1	0	0	0	0	0	0	12	0	13	14	92.9	0	0	1	0	1	14	7.1
	Disposed Of	0	119	0	56	140	0	249	0	0	407	169	614	0	1,754	15,367	11.4	101	462	195	429	1,187	15,367	7.7
	End Pending	0	152	0	56	257	1	168	0	2	67	680	551	21	1,955	10,981	17.8	23	194	103	32	352	10,981	3.2

\* TOTAL OF ALL CASES IN ALL CATEGORIES: CIVIL; DOMESTIC RELATIONS; CRIMINAL; QUASI-CRIMINAL; AND JUVENILE

# CIVIL AND DOMESTIC RELATIONS CASELOAD

CIRCUIT / COUNTY		CIVIL															DOMESTIC RELATIONS							
		ARBITRATION	CHANCERY	EMINENT DOMAIN	LAW JURY > \$50,000	LAW NON-JURY > \$50,000	LAW JURY ≤ \$50,000	LAW NON-JURY ≤ \$50,000	MUNICIPAL CORPORATION	MENTAL HEALTH	MISC. REMEDY	PROBATE	SMALL CLAIMS	TAX	TOTAL CIVIL CASES	TOTAL ALL CASES*	CIVIL CASES AS % OF ALL CASES	ADOPTION	DISSOLUTION	FAMILY	ORDER OF PROTECTION	TOTAL DOMESTIC RELATIONS CASES	TOTAL ALL CASES*	DOMESTIC RELATIONS CASES AS % OF ALL CASES
1st CIRCUIT TOTAL	New Filed	0	159	5	53	343	0	782	4	50	1,094	538	1,651	22	4,701	58,790	8.0	167	851	432	1,174	2,624	58,790	4.5
	Reinstated	0	0	0	0	2	0	3	0	0	0	0	21	0	26	67	38.8	1	14	24	1	40	67	59.7
	Disposed Of	0	248	5	84	307	5	653	3	37	933	420	1,762	14	4,471	60,361	7.4	235	1,155	503	1,100	2,993	60,361	5.0
	End Pending	0	630	7	318	891	14	1,346	8	32	2,387	3,155	2,588	912	12,288	140,810	8.7	148	991	1,643	1,181	3,963	140,810	2.8
2nd CRAWFORD	New Filed	0	19	0	1	12	0	45	0	4	58	82	139	1	361	2,454	14.7	5	105	34	195	339	2,454	13.8
	Reinstated	0	0	0	0	0	0	0	0	0	0	1	3	0	4	4	100.0	0	0	0	0	0	4	0.0
	Disposed Of	0	13	0	3	14	0	43	0	4	43	49	120	1	290	2,181	13.3	5	90	17	195	307	2,181	14.1
	End Pending	0	191	0	19	38	0	143	0	0	119	603	154	50	1,317	3,541	37.2	19	119	100	9	247	3,541	7.0
2nd EDWARDS	New Filed	0	3	0	1	0	0	10	0	0	19	22	57	1	113	793	14.2	4	22	10	35	71	793	9.0
	Reinstated	0	0	0	0	0	0	0	0	0	0	0	0	0	0	0	0.0	0	0	0	0	0	0	0.0
	Disposed Of	0	6	0	0	1	0	9	0	0	8	17	49	1	91	778	11.7	2	21	10	35	68	778	8.7
	End Pending	0	3	0	2	9	0	9	1	1	68	73	36	6	208	625	33.3	3	21	14	0	38	625	6.1
2nd FRANKLIN	New Filed	0	29	0	25	28	2	188	0	1	110	123	358	28	892	5,788	15.4	26	175	116	451	768	5,788	13.3
	Reinstated	0	0	0	0	0	0	0	0	0	0	0	1	0	1	1	100.0	0	0	0	0	0	1	0.0
	Disposed Of	0	30	0	4	48	0	133	0	0	27	52	357	18	669	4,814	13.9	7	186	30	448	671	4,814	13.9
	End Pending	0	524	0	151	288	20	861	2	5	1,063	999	1,270	333	5,516	14,273	38.6	167	391	948	183	1,689	14,273	11.8
2nd GALLATIN	New Filed	0	9	0	0	3	0	8	0	0	46	11	42	23	142	1,208	11.8	14	23	9	50	96	1,208	7.9
	Reinstated	0	0	0	0	0	0	0	0	0	0	0	0	0	0	0	0.0	0	0	0	0	0	0	0.0
	Disposed Of	0	6	0	0	3	0	4	0	0	13	7	36	13	82	1,129	7.3	9	19	4	47	79	1,129	7.0
	End Pending	0	47	1	2	33	0	64	5	0	133	117	125	55	582	1,559	37.3	11	82	80	65	238	1,559	15.3
2nd HAMILTON	New Filed	0	9	0	0	5	0	19	0	0	39	36	43	1	152	1,059	14.4	3	30	20	57	110	1,059	10.4
	Reinstated	0	0	0	0	0	0	0	0	0	0	0	0	0	0	0	0.0	0	0	0	0	0	0	0.0
	Disposed Of	0	7	0	2	5	0	19	0	0	16	20	61	6	136	962	14.1	6	33	22	57	118	962	12.3
	End Pending	0	9	0	6	13	0	11	2	0	47	121	20	2	231	796	29.0	2	12	11	2	27	796	3.4
2nd HARDIN	New Filed	0	1	0	0	0	0	8	0	0	25	13	31	1	79	635	12.4	0	16	5	55	76	635	12.0
	Reinstated	0	0	0	0	0	0	0	0	0	0	0	0	0	0	0	0.0	0	0	0	0	0	0	0.0
	Disposed Of	0	3	0	1	2	0	9	0	0	19	5	21	2	62	566	11.0	0	13	4	44	61	566	10.8
	End Pending	0	17	0	2	14	0	46	0	3	58	74	74	38	326	775	42.1	14	18	62	79	173	775	22.3
2nd JEFFERSON	New Filed	0	21	0	23	31	0	144	0	0	131	112	548	1	1,011	4,578	22.1	32	156	113	307	608	4,578	13.3
	Reinstated	0	0	0	0	0	0	1	0	0	0	0	13	0	14	24	58.3	0	4	3	3	10	24	41.7
	Disposed Of	0	45	0	2	57	0	112	0	0	84	85	476	0	861	4,585	18.8	24	159	57	301	541	4,585	11.8
	End Pending	0	73	18	112	64	43	1,000	0	3	665	517	1,700	199	4,394	10,770	40.8	81	871	437	102	1,491	10,770	13.8
2nd LAWRENCE	New Filed	0	9	0	5	8	0	30	0	0	72	42	130	4	300	1,426	21.0	6	59	41	190	296	1,426	20.8
	Reinstated	0	0	0	0	0	0	0	0	0	0	0	0	0	0	0	0.0	0	0	0	0	0	0	0.0
	Disposed Of	0	14	0	1	2	0	15	0	0	59	23	126	0	240	2,153	11.1	5	67	21	201	294	2,153	13.7
	End Pending	0	51	0	14	62	0	65	1	4	87	189	232	182	887	2,328	38.1	15	81	80	11	187	2,328	8.0

\* TOTAL OF ALL CASES IN ALL CATEGORIES: CIVIL; DOMESTIC RELATIONS; CRIMINAL; QUASI-CRIMINAL; AND JUVENILE

# CIVIL AND DOMESTIC RELATIONS CASELOAD

CIRCUIT / COUNTY		CIVIL																DOMESTIC RELATIONS						
		ARBITRATION	CHANCERY	EMINENT DOMAIN	LAW JURY > \$50,000	LAW NON-JURY > \$50,000	LAW JURY ≤ \$50,000	LAW NON-JURY ≤ \$50,000	MUNICIPAL CORPORATION	MENTAL HEALTH	MISC. REMEDY	PROBATE	SMALL CLAIMS	TAX	TOTAL CIVIL CASES	TOTAL ALL CASES*	CIVIL CASES AS % OF ALL CASES	ADOPTION	DISSOLUTION	FAMILY	ORDER OF PROTECTION	TOTAL DOMESTIC RELATIONS CASES	TOTAL ALL CASES*	DOMESTIC RELATIONS CASES AS % OF ALL CASES
2nd RICHLAND	New Filed	0	14	0	9	8	0	40	0	2	99	57	113	1	343	2,027	16.9	22	70	25	138	255	2,027	12.6
	Reinstated	0	0	0	0	0	0	0	0	0	0	0	0	0	0	0	0.0	0	0	0	0	0	0	0.0
	Disposed Of	0	6	0	12	5	3	35	0	1	118	34	100	1	315	2,376	13.3	21	72	39	140	272	2,376	11.4
	End Pending	0	33	0	21	7	0	28	0	1	57	212	75	5	439	1,610	27.3	4	38	29	1	72	1,610	4.5
2nd WABASH	New Filed	0	6	2	0	5	0	22	0	2	38	25	72	2	174	1,355	12.8	2	41	15	112	170	1,355	12.5
	Reinstated	0	0	0	0	0	0	0	0	0	0	0	0	0	0	0	0.0	0	0	0	0	0	0	0.0
	Disposed Of	0	4	2	0	7	0	22	0	1	8	12	55	1	112	1,210	9.3	1	41	7	99	148	1,210	12.2
	End Pending	0	75	0	4	32	1	76	0	2	144	287	212	49	882	2,596	34.0	19	82	131	73	305	2,596	11.7
2nd WAYNE	New Filed	0	9	0	1	7	0	37	0	0	53	65	106	2	280	2,678	10.5	5	74	17	105	201	2,678	7.5
	Reinstated	0	0	0	0	1	0	0	0	0	0	0	0	0	1	3	33.3	0	2	0	0	2	3	66.7
	Disposed Of	0	18	0	0	19	1	62	0	0	8	30	89	0	227	2,777	8.2	6	77	19	95	197	2,777	7.1
	End Pending	0	79	0	5	18	0	30	2	2	243	298	68	153	898	5,488	16.4	16	40	18	4	78	5,488	1.4
2nd WHITE	New Filed	0	18	0	1	11	0	29	0	3	70	36	110	1	279	2,510	11.1	10	57	29	123	219	2,510	8.7
	Reinstated	0	0	0	0	0	0	1	0	0	0	0	3	0	4	6	66.7	1	0	0	0	1	6	16.7
	Disposed Of	0	17	0	2	9	0	25	0	2	37	40	95	0	227	2,417	9.4	3	55	13	119	190	2,417	7.9
	End Pending	0	64	0	3	41	0	39	4	2	44	157	130	24	508	6,673	7.6	15	58	85	7	165	6,673	2.5
2nd CIRCUIT TOTAL	New Filed	0	147	2	66	118	2	580	0	12	760	624	1,749	66	4,126	26,511	15.6	129	828	434	1,818	3,209	26,511	12.1
	Reinstated	0	0	0	0	1	0	2	0	0	0	1	20	0	24	38	63.2	1	6	3	3	13	38	34.2
	Disposed Of	0	169	2	27	172	4	488	0	8	440	374	1,585	43	3,312	25,948	12.8	89	833	243	1,781	2,946	25,948	11.4
	End Pending	0	1,166	19	341	619	64	2,372	17	23	2,728	3,647	4,096	1,096	16,188	51,034	31.7	366	1,813	1,995	536	4,710	51,034	9.2
3rd BOND	New Filed	0	9	0	2	4	0	35	0	1	60	58	123	1	293	4,245	6.9	7	60	21	153	241	4,245	5.7
	Reinstated	0	0	0	0	0	0	0	0	0	0	0	0	0	0	1	0.0	0	0	0	0	0	1	0.0
	Disposed Of	0	1	0	0	2	0	6	0	0	3	10	28	0	50	4,045	1.2	5	56	12	111	184	4,045	4.5
	End Pending	1	221	1	0	408	0	413	3	101	823	660	1,165	70	3,866	11,037	35.0	11	278	392	53	734	11,037	6.7
3rd MADISON	New Filed	521	248	5	0	1,588	0	639	6	328	1,283	723	2,481	30	7,852	50,061	15.7	163	1,014	611	1,604	3,392	50,061	6.8
	Reinstated	12	1	0	12	5	0	1	0	0	1	12	21	0	65	639	10.2	0	14	9	4	27	639	4.2
	Disposed Of	527	332	3	658	602	3	424	1	214	1,147	549	2,448	28	6,936	55,093	12.6	165	1,144	692	1,726	3,727	55,093	6.8
	End Pending	322	914	10	2,987	3,521	4	1,784	15	456	1,334	4,062	3,746	640	19,795	71,087	27.8	54	531	519	340	1,444	71,087	2.0
3rd CIRCUIT TOTAL	New Filed	521	257	5	2	1,592	0	674	6	329	1,343	781	2,604	31	8,145	54,306	15.0	170	1,074	632	1,757	3,633	54,306	6.7
	Reinstated	12	1	0	12	5	0	1	0	0	1	12	21	0	65	640	10.2	0	14	9	4	27	640	4.2
	Disposed Of	527	333	3	658	604	3	430	1	214	1,150	559	2,476	28	6,986	59,138	11.8	170	1,200	704	1,837	3,911	59,138	6.6
	End Pending	323	1,135	11	2,987	3,929	4	2,197	18	557	2,157	4,722	4,911	710	23,661	82,124	28.8	65	809	911	393	2,178	82,124	2.7
4th CHRISTIAN	New Filed	0	17	0	0	25	0	118	3	9	211	131	822	2	1,338	4,809	27.8	20	124	67	401	612	4,809	12.7
	Reinstated	0	1	0	0	0	0	2	0	0	2	1	11	0	17	23	73.9	0	1	1	1	3	23	13.0
	Disposed Of	0	23	0	2	40	1	83	3	8	143	277	728	0	1,308	4,726	27.7	18	86	61	396	561	4,726	11.9
	End Pending	0	68	1	8	45	2	73	14	0	381	727	316	16	1,651	5,858	28.2	16	194	635	7	852	5,858	14.5

\* TOTAL OF ALL CASES IN ALL CATEGORIES: CIVIL; DOMESTIC RELATIONS; CRIMINAL; QUASI-CRIMINAL; AND JUVENILE

# CIVIL AND DOMESTIC RELATIONS CASELOAD

CIRCUIT / COUNTY		CIVIL																DOMESTIC RELATIONS						
		ARBITRATION	CHANCERY	EMINENT DOMAIN	LAW JURY > \$50,000	LAW NON-JURY > \$50,000	LAW JURY ≤ \$50,000	LAW NON-JURY ≤ \$50,000	MUNICIPAL CORPORATION	MENTAL HEALTH	MISC. REMEDY	PROBATE	SMALL CLAIMS	TAX	TOTAL CIVIL CASES	TOTAL ALL CASES*	CIVIL CASES AS % OF ALL CASES	ADOPTION	DISSOLUTION	FAMILY	ORDER OF PROTECTION	TOTAL DOMESTIC RELATIONS CASES	TOTAL ALL CASES*	DOMESTIC RELATIONS CASES AS % OF ALL CASES
4th CLAY	New Filed	0	10	0	0	10	0	27	0	0	53	30	141	2	273	1,530	17.8	5	48	23	117	193	1,530	12.6
	Reinstated	0	0	0	0	0	0	0	0	0	0	0	0	0	0	0	0.0	0	0	0	0	0	0	0.0
	Disposed Of	0	13	0	1	9	0	15	0	0	25	27	126	2	218	1,467	14.9	4	44	10	109	167	1,467	11.4
	End Pending	0	17	0	8	14	1	26	0	0	50	73	79	8	276	946	29.2	5	58	45	14	122	946	12.9
4th CLINTON	New Filed	0	12	0	7	20	0	74	0	0	130	108	210	2	563	2,980	18.9	10	103	32	106	251	2,980	8.4
	Reinstated	0	0	0	0	0	0	0	0	0	0	0	0	0	0	0	0.0	0	0	0	0	0	0	0.0
	Disposed Of	0	22	0	3	38	0	113	0	0	45	68	241	2	532	2,785	19.1	4	83	12	105	204	2,785	7.3
	End Pending	0	29	0	30	27	4	38	0	1	302	794	126	10	1,361	3,768	36.1	9	226	168	2	405	3,768	10.7
4th EFFINGHAM	New Filed	0	11	1	1	61	0	66	0	0	190	123	368	1	822	5,162	15.9	15	102	45	161	323	5,162	6.3
	Reinstated	0	3	0	0	0	0	6	0	0	0	2	1	0	12	14	85.7	0	1	0	0	1	14	7.1
	Disposed Of	0	27	0	3	42	0	70	0	0	192	106	338	2	780	4,622	16.9	8	114	82	151	355	4,622	7.7
	End Pending	0	17	2	38	89	0	53	4	3	77	398	191	3	875	10,156	8.6	8	69	44	8	129	10,156	1.3
4th FAYETTE	New Filed	0	19	0	0	11	0	46	2	4	142	73	195	2	494	5,227	9.5	10	100	49	150	309	5,227	5.9
	Reinstated	0	0	0	0	0	0	0	0	0	0	0	0	0	0	0	0.0	0	0	0	0	0	0	0.0
	Disposed Of	0	21	0	0	5	0	31	1	5	64	67	184	0	378	6,088	6.2	10	100	47	143	300	6,088	4.9
	End Pending	0	49	0	19	44	2	87	12	2	517	270	160	56	1,218	5,485	22.2	7	125	69	19	220	5,485	4.0
4th JASPER	New Filed	0	5	0	0	2	0	20	0	0	31	33	57	1	149	1,093	13.6	1	40	17	50	108	1,093	9.9
	Reinstated	0	0	0	0	0	0	0	0	0	0	0	0	0	0	0	0.0	0	0	0	0	0	0	0.0
	Disposed Of	0	8	0	1	4	0	20	0	1	13	12	51	0	110	1,080	10.2	1	22	7	41	71	1,080	6.6
	End Pending	0	12	0	2	10	0	17	0	0	110	145	48	14	358	1,094	32.7	5	52	41	26	124	1,094	11.3
4th MARION	New Filed	0	26	11	21	17	1	131	0	64	222	158	351	1	1,003	6,218	16.1	18	151	112	265	546	6,218	8.8
	Reinstated	0	0	0	0	5	0	0	0	0	0	2	15	0	22	27	81.5	0	0	4	1	5	27	18.5
	Disposed Of	0	40	9	2	44	2	85	0	60	67	112	329	1	751	5,958	12.6	19	170	135	274	598	5,958	10.0
	End Pending	0	60	0	86	14	3	93	0	5	319	546	214	6	1,346	5,128	26.2	16	95	66	4	181	5,128	3.5
4th MONTGOMERY	New Filed	0	18	0	4	24	0	75	0	3	153	93	221	1	592	7,598	7.8	14	101	57	305	477	7,598	6.3
	Reinstated	0	0	0	0	0	0	0	0	0	0	0	2	0	2	2	100.0	0	0	0	0	0	2	0.0
	Disposed Of	0	23	0	4	31	0	71	0	2	77	70	195	0	473	7,011	6.7	8	78	50	305	441	7,011	6.3
	End Pending	0	74	0	16	48	0	91	2	13	413	444	314	17	1,432	8,980	15.9	15	120	158	25	318	8,980	3.5
4th SHELBY	New Filed	0	14	0	11	5	0	32	0	0	91	83	132	1	369	1,708	21.6	13	84	33	143	273	1,708	16.0
	Reinstated	0	0	0	0	0	0	0	0	0	0	0	0	0	0	0	0.0	0	0	0	0	0	0	0.0
	Disposed Of	0	11	0	0	16	0	30	0	0	78	49	134	0	318	1,473	21.6	9	75	22	129	235	1,473	16.0
	End Pending	0	41	0	21	11	0	27	0	0	39	286	71	8	504	1,722	29.3	7	66	41	16	130	1,722	7.5
4th CIRCUIT TOTAL	New Filed	0	132	12	44	175	1	589	5	80	1,223	832	2,497	13	5,603	36,325	15.4	106	853	435	1,698	3,092	36,325	8.5
	Reinstated	0	4	0	0	5	0	8	0	0	2	5	29	0	53	66	80.3	0	2	5	2	9	66	13.6
	Disposed Of	0	188	9	16	229	3	518	4	76	704	788	2,326	7	4,868	35,210	13.8	81	772	426	1,653	2,932	35,210	8.3
	End Pending	0	367	3	228	302	12	505	32	24	2,208	3,683	1,519	138	9,021	43,137	20.9	88	1,005	1,267	121	2,481	43,137	5.8

\* TOTAL OF ALL CASES IN ALL CATEGORIES: CIVIL; DOMESTIC RELATIONS; CRIMINAL; QUASI-CRIMINAL; AND JUVENILE



# CIVIL AND DOMESTIC RELATIONS CASELOAD

CIRCUIT / COUNTY		CIVIL																DOMESTIC RELATIONS						
		ARBITRATION	CHANCERY	EMINENT DOMAIN	LAW JURY > \$50,000	LAW NON-JURY > \$50,000	LAW JURY = < \$50,000	LAW NON-JURY = < \$50,000	MUNICIPAL CORPORATION	MENTAL HEALTH	MISC. REMEDY	PROBATE	SMALL CLAIMS	TAX	TOTAL CIVIL CASES	TOTAL ALL CASES*	CIVIL CASES AS % OF ALL CASES	ADOPTION	DISSOLUTION	FAMILY	ORDER OF PROTECTION	TOTAL DOMESTIC RELATIONS CASES	TOTAL ALL CASES*	DOMESTIC RELATIONS CASES AS % OF ALL CASES
5th CLARK	New Filed	0	13	0	0	14	0	36	0	0	55	49	149	1	317	1,861	17.0	7	59	24	67	157	1,861	8.4
	Reinstated	0	0	0	0	0	0	0	0	0	0	0	3	0	3	3	100.0	0	0	0	0	0	3	0.0
	Disposed Of	0	12	0	0	15	0	32	0	0	39	61	162	2	323	1,928	16.8	3	50	14	60	127	1,928	6.6
	End Pending	0	53	1	21	63	3	101	0	1	101	318	244	17	923	3,739	24.7	12	70	98	68	248	3,739	6.6
5th COLES	New Filed	0	44	0	0	43	0	268	0	100	471	118	479	3	1,526	7,354	20.8	71	190	138	355	754	7,354	10.3
	Reinstated	0	0	0	0	0	0	0	0	0	0	0	0	0	0	0	0.0	0	0	0	0	0	0	0.0
	Disposed Of	0	2	0	2	10	0	67	1	71	235	3	384	0	775	5,688	13.6	2	145	0	387	534	5,688	9.4
	End Pending	0	483	6	72	374	9	1,868	4	83	1,866	913	2,731	195	8,604	25,241	34.1	480	787	1,394	483	3,144	25,241	12.5
5th CUMBERLAND	New Filed	0	14	0	0	7	0	36	0	0	20	31	83	1	192	1,458	13.2	3	46	20	51	120	1,458	8.2
	Reinstated	0	0	0	0	0	0	0	0	0	0	0	0	0	0	0	0.0	0	0	0	0	0	0	0.0
	Disposed Of	0	2	0	1	2	0	21	0	0	12	13	68	0	119	1,203	9.9	0	42	7	47	96	1,203	8.0
	End Pending	0	157	0	21	67	3	204	0	4	231	436	394	76	1,593	5,140	31.0	37	177	176	158	548	5,140	10.7
5th EDGAR	New Filed	0	12	0	0	14	0	50	0	0	80	77	138	1	372	1,902	19.6	7	77	37	91	212	1,902	11.1
	Reinstated	0	0	0	0	0	0	0	0	0	0	0	0	0	0	1	0.0	0	1	0	0	1	1	100.0
	Disposed Of	0	0	0	0	0	0	7	0	0	30	30	51	0	118	1,656	7.1	6	62	14	96	178	1,656	10.7
	End Pending	0	151	2	40	87	0	390	57	0	347	627	818	42	2,561	4,970	51.5	18	62	59	29	168	4,970	3.4
5th VERMILION	New Filed	2	68	6	43	31	7	620	3	4	636	259	694	3	2,376	13,891	17.1	32	326	228	763	1,349	13,891	9.7
	Reinstated	0	0	0	0	0	0	0	0	0	0	0	0	0	0	177	0.0	0	0	0	0	0	177	0.0
	Disposed Of	2	8	0	15	24	10	263	1	2	98	34	694	0	1,151	12,223	9.4	5	150	12	665	832	12,223	6.8
	End Pending	1	576	25	77	488	-101	2,898	7	84	3,158	3,209	2,778	153	13,353	33,116	40.3	140	1,355	1,831	986	4,312	33,116	13.0
5th CIRCUIT TOTAL	New Filed	2	151	6	43	109	7	1,010	3	104	1,262	534	1,543	9	4,783	26,466	18.1	120	698	447	1,327	2,592	26,466	9.8
	Reinstated	0	0	0	0	0	0	0	0	0	0	0	3	0	3	181	1.7	0	1	0	0	1	181	0.6
	Disposed Of	2	24	0	18	51	10	390	2	73	414	141	1,359	2	2,486	22,698	11.0	16	449	47	1,255	1,767	22,698	7.8
	End Pending	1	1,420	34	231	1,079	-86	5,461	68	172	5,703	5,503	6,965	483	27,034	72,206	37.4	687	2,451	3,558	1,724	8,420	72,206	11.7
6th CHAMPAIGN	New Filed	0	79	1	0	184	0	870	4	97	1,118	344	1,209	108	4,014	20,619	19.5	73	595	307	1,097	2,072	20,619	10.0
	Reinstated	0	0	0	0	0	1	0	0	0	3	1	1	0	6	630	1.0	0	2	6	1	9	630	1.4
	Disposed Of	0	108	0	75	8	85	26	0	0	722	201	1,027	0	2,252	19,774	11.4	59	543	155	1,107	1,864	19,774	9.4
	End Pending	0	1,268	16	195	1,226	24	4,621	12	173	2,514	2,105	3,874	790	16,818	30,476	55.2	78	1,549	4,248	1,402	7,277	30,476	23.9
6th DEWITT	New Filed	0	13	0	0	13	0	40	0	0	56	55	110	1	288	1,929	14.9	4	57	27	154	242	1,929	12.5
	Reinstated	0	0	0	0	0	0	0	0	0	0	0	0	0	0	0	0.0	0	0	0	0	0	0	0.0
	Disposed Of	0	8	0	2	11	0	25	0	0	22	53	98	1	220	2,000	11.0	3	64	15	147	229	2,000	11.5
	End Pending	0	49	5	5	68	0	55	1	1	818	313	108	55	1,478	3,046	48.5	10	44	36	8	98	3,046	3.2
6th DOUGLAS	New Filed	0	8	0	7	4	0	32	0	0	61	67	140	1	320	2,769	11.6	0	49	30	102	181	2,769	6.5
	Reinstated	0	0	0	0	0	0	0	0	0	0	0	7	0	7	7	100.0	0	0	0	0	0	7	0.0
	Disposed Of	0	15	0	2	1	1	26	0	0	56	36	129	3	269	2,721	9.9	0	41	19	100	160	2,721	5.9
	End Pending	0	28	0	22	10	0	36	0	0	23	185	108	3	415	3,503	11.8	7	76	45	2	130	3,503	3.7

\* TOTAL OF ALL CASES IN ALL CATEGORIES: CIVIL; DOMESTIC RELATIONS; CRIMINAL; QUASI-CRIMINAL; AND JUVENILE

# CIVIL AND DOMESTIC RELATIONS CASELOAD

CIRCUIT / COUNTY		CIVIL																DOMESTIC RELATIONS						
		ARBITRATION	CHANCERY	EMINENT DOMAIN	LAW JURY > \$50,000	LAW NON-JURY > \$50,000	LAW JURY ≤ \$50,000	LAW NON-JURY ≤ \$50,000	MUNICIPAL CORPORATION	MENTAL HEALTH	MISC. REMEDY	PROBATE	SMALL CLAIMS	TAX	TOTAL CIVIL CASES	TOTAL ALL CASES*	CIVIL CASES AS % OF ALL CASES	ADOPTION	DISSOLUTION	FAMILY	ORDER OF PROTECTION	TOTAL DOMESTIC RELATIONS CASES	TOTAL ALL CASES*	DOMESTIC RELATIONS CASES AS % OF ALL CASES
6th MACON	New Filed	0	78	2	4	122	0	635	2	20	1,063	340	902	1	3,169	17,297	18.3	80	404	305	959	1,748	17,297	10.1
	Reinstated	0	0	0	0	0	0	0	0	0	0	0	3	0	3	6	50.0	0	0	2	0	2	6	33.3
	Disposed Of	0	113	2	0	86	0	468	0	20	819	220	910	0	2,638	15,035	17.5	72	363	189	810	1,434	15,035	9.5
	End Pending	0	122	0	88	307	0	705	27	13	977	1,914	1,117	19	5,289	18,272	28.9	53	569	1,263	354	2,239	18,272	12.3
6th MOULTRIE	New Filed	0	9	0	1	2	0	22	0	1	45	58	76	1	215	1,398	15.4	2	47	13	60	122	1,398	8.7
	Reinstated	0	0	0	0	0	0	1	0	0	1	1	0	0	3	6	50.0	0	3	0	0	3	6	50.0
	Disposed Of	0	12	0	1	4	0	21	0	0	34	27	52	0	151	1,331	11.3	1	46	10	55	112	1,331	8.4
	End Pending	0	17	0	3	5	1	14	0	1	28	206	64	7	346	1,196	28.9	2	36	24	5	67	1,196	5.6
6th PIATT	New Filed	0	4	0	0	12	0	30	0	1	93	53	87	3	283	1,476	19.2	3	39	20	121	183	1,476	12.4
	Reinstated	0	0	0	0	0	0	0	0	0	0	0	0	0	0	0	0.0	0	0	0	0	0	0	0.0
	Disposed Of	0	5	0	4	2	0	21	0	0	45	29	87	1	194	1,397	13.9	2	36	7	55	100	1,397	7.2
	End Pending	0	138	2	14	43	1	28	0	1	65	492	375	28	1,187	3,216	36.9	8	219	230	55	512	3,216	15.9
6th CIRCUIT TOTAL	New Filed	0	191	3	12	337	0	1,629	6	119	2,436	917	2,524	115	8,289	45,488	18.2	162	1,191	702	2,493	4,548	45,488	10.0
	Reinstated	0	0	0	0	0	1	1	0	0	4	2	11	0	19	649	2.9	0	5	8	1	14	649	2.2
	Disposed Of	0	261	2	84	112	86	587	0	20	1,698	566	2,303	5	5,724	42,258	13.5	137	1,093	395	2,274	3,899	42,258	9.2
	End Pending	0	1,622	23	327	1,659	26	5,459	40	189	4,425	5,215	5,646	902	25,533	59,709	42.8	158	2,493	5,846	1,826	10,323	59,709	17.3
7th GREENE	New Filed	0	11	0	5	4	0	42	0	8	59	43	110	1	283	1,910	14.8	0	46	23	136	205	1,910	10.7
	Reinstated	0	0	0	0	0	0	0	0	0	0	0	0	0	0	11	0.0	0	0	0	0	0	11	0.0
	Disposed Of	0	14	0	6	7	0	39	0	8	60	57	118	1	310	2,029	15.3	5	58	23	132	218	2,029	10.7
	End Pending	0	8	0	11	14	0	16	0	0	5	64	71	14	203	1,031	19.7	0	26	24	11	61	1,031	5.9
7th JERSEY	New Filed	0	16	0	0	24	0	46	0	8	85	68	228	12	487	5,533	8.8	20	72	39	133	264	5,533	4.8
	Reinstated	0	0	0	0	0	0	0	0	0	0	0	0	0	0	0	0.0	0	0	0	0	0	0	0.0
	Disposed Of	0	17	0	2	19	0	41	0	3	37	55	175	7	356	4,708	7.6	13	51	21	135	220	4,708	4.7
	End Pending	0	25	0	8	62	1	44	0	10	64	438	134	20	806	4,559	17.7	9	60	44	19	132	4,559	2.9
7th MACOUPIN	New Filed	0	23	0	7	11	0	108	1	19	124	150	421	1	865	8,019	10.8	23	146	75	410	654	8,019	8.2
	Reinstated	0	0	0	0	0	0	0	0	0	0	0	0	0	0	2	0.0	0	0	0	2	2	2	100.0
	Disposed Of	0	40	0	0	20	0	89	0	0	100	87	443	0	779	7,508	10.4	14	163	66	431	674	7,508	9.0
	End Pending	0	55	1	68	54	3	150	22	78	167	950	1,360	21	2,929	13,262	22.1	25	140	567	270	1,002	13,262	7.6
7th MORGAN	New Filed	0	23	0	8	18	0	118	0	0	146	121	371	1	806	3,318	24.3	7	130	65	282	484	3,318	14.6
	Reinstated	0	0	0	0	0	0	0	0	0	0	0	0	0	0	9	0.0	0	0	0	0	9	0	0.0
	Disposed Of	0	32	0	10	18	0	118	2	0	99	88	398	4	769	3,303	23.3	8	140	59	252	459	3,303	13.9
	End Pending	0	27	0	25	29	0	54	0	0	103	757	686	7	1,688	3,127	54.0	6	101	85	32	224	3,127	7.2
7th SANGAMON	New Filed	0	145	3	116	106	18	1,336	1	387	1,711	727	4,202	2	8,754	38,816	22.6	104	659	455	2,429	3,647	38,816	9.4
	Reinstated	0	0	0	0	0	0	0	0	0	0	0	0	0	0	0	0.0	0	0	0	0	0	0	0.0
	Disposed Of	0	248	3	152	51	19	1,139	1	428	1,961	1,151	7,186	9	12,348	60,072	20.6	140	1,420	1,228	2,899	5,687	60,072	9.5
	End Pending	0	2,511	9	574	980	649	3,696	16	30	3,899	6,388	17,815	1,092	37,659	78,234	48.1	129	1,807	3,057	372	5,365	78,234	6.9

\* TOTAL OF ALL CASES IN ALL CATEGORIES: CIVIL; DOMESTIC RELATIONS; CRIMINAL; QUASI-CRIMINAL; AND JUVENILE

# CIVIL AND DOMESTIC RELATIONS CASELOAD

CIRCUIT / COUNTY		CIVIL															DOMESTIC RELATIONS							
		ARBITRATION	CHANCERY	EMINENT DOMAIN	LAW JURY > \$50,000	LAW NON-JURY > \$50,000	LAW JURY = < \$50,000	LAW NON-JURY = < \$50,000	MUNICIPAL CORPORATION	MENTAL HEALTH	MISC. REMEDY	PROBATE	SMALL CLAIMS	TAX	TOTAL CIVIL CASES	TOTAL ALL CASES*	CIVIL CASES AS % OF ALL CASES	ADOPTION	DISSOLUTION	FAMILY	ORDER OF PROTECTION	TOTAL DOMESTIC RELATIONS CASES	TOTAL ALL CASES*	DOMESTIC RELATIONS CASES AS % OF ALL CASES
7th SCOTT	New Filed	0	5	0	0	1	0	12	0	0	11	29	35	4	97	844	11.5	2	22	10	24	58	844	6.9
	Reinstated	0	0	0	0	0	0	0	0	0	0	0	0	0	0	0	0.0	0	0	0	0	0	0	0.0
	Disposed Of	0	2	0	1	1	0	8	0	0	6	4	38	0	60	768	7.8	2	12	0	19	33	768	4.3
	End Pending	0	19	0	2	150	1	33	0	1	80	203	106	19	614	1,616	38.0	7	70	83	12	172	1,616	10.6
7th CIRCUIT TOTAL	New Filed	0	223	3	136	164	18	1,662	2	422	2,136	1,138	5,367	21	11,292	58,440	19.3	156	1,075	667	3,414	5,312	58,440	9.1
	Reinstated	0	0	0	0	0	0	0	0	0	0	0	0	0	0	22	0.0	0	0	0	2	2	22	9.1
	Disposed Of	0	353	3	171	116	19	1,434	3	439	2,263	1,442	8,358	21	14,622	78,388	18.7	182	1,844	1,397	3,868	7,291	78,388	9.3
	End Pending	0	2,645	10	688	1,289	654	3,993	38	119	4,318	8,800	20,172	1,173	43,899	101,829	43.1	176	2,204	3,860	716	6,956	101,829	6.8
8th ADAMS	New Filed	0	43	0	4	55	0	256	0	465	291	208	1,137	2	2,461	10,457	23.5	58	262	179	561	1,060	10,457	10.1
	Reinstated	0	0	1	3	0	0	0	0	0	10	0	0	3	17	20	85.0	0	0	3	0	3	20	15.0
	Disposed Of	0	25	0	0	29	0	195	0	384	173	157	988	0	1,951	11,182	17.4	52	299	166	528	1,045	11,182	9.3
	End Pending	0	72	1	19	147	0	236	3	153	137	709	1,198	25	2,700	7,128	37.9	16	138	143	46	343	7,128	4.8
8th BROWN	New Filed	0	2	0	2	5	0	10	0	0	31	19	63	2	134	1,003	13.4	1	16	6	44	67	1,003	6.7
	Reinstated	0	1	0	0	0	0	0	0	0	0	0	0	0	1	1	100.0	0	0	0	0	0	1	0.0
	Disposed Of	0	2	0	2	0	0	5	0	0	36	15	51	1	112	1,029	10.9	1	14	3	40	58	1,029	5.6
	End Pending	0	6	0	3	10	0	11	0	0	62	89	53	6	240	759	31.6	12	25	34	7	78	759	10.3
8th CALHOUN	New Filed	0	3	0	0	1	0	9	0	0	18	11	32	5	79	591	13.4	0	8	5	24	37	591	6.3
	Reinstated	0	0	0	0	0	0	0	0	0	0	0	0	0	0	0	0.0	0	0	0	0	0	0	0.0
	Disposed Of	0	5	0	1	1	0	7	0	0	18	6	27	4	69	567	12.2	0	4	1	25	30	567	5.3
	End Pending	0	6	1	2	2	0	6	0	0	28	49	18	14	126	493	25.6	0	9	10	4	23	493	4.7
8th CASS	New Filed	0	7	0	1	1	1	32	0	3	41	41	137	1	265	1,815	14.6	12	50	25	89	176	1,815	9.7
	Reinstated	0	1	0	0	0	0	0	0	0	0	2	4	0	7	8	87.5	0	0	1	0	1	8	12.5
	Disposed Of	0	16	0	3	3	0	31	1	0	32	42	148	1	277	1,914	14.5	17	51	29	90	187	1,914	9.8
	End Pending	0	17	0	4	10	2	23	0	3	26	167	96	5	353	1,888	18.7	1	45	40	8	94	1,888	5.0
8th MASON	New Filed	0	8	0	1	2	0	42	0	0	67	66	134	1	321	2,524	12.7	4	53	24	139	220	2,524	8.7
	Reinstated	0	0	0	0	0	0	0	0	0	0	0	0	0	0	0	0.0	0	0	0	0	0	0	0.0
	Disposed Of	0	9	0	2	6	0	52	0	0	58	22	134	0	283	2,590	10.9	0	43	13	124	180	2,590	6.9
	End Pending	0	118	1	5	15	0	39	15	4	77	486	230	51	1,041	3,894	26.7	27	71	227	102	427	3,894	11.0
8th MENARD	New Filed	0	10	0	3	2	1	24	0	0	31	58	82	1	212	862	24.6	4	23	19	88	134	862	15.5
	Reinstated	0	0	0	0	0	0	0	0	0	0	1	3	2	6	8	75.0	0	0	1	0	1	8	12.5
	Disposed Of	0	11	0	1	3	0	15	0	0	33	44	81	1	189	747	25.3	3	38	12	76	129	747	17.3
	End Pending	0	17	0	6	1	1	23	1	0	23	161	47	3	283	878	32.2	1	13	21	16	51	878	5.8
8th PIKE	New Filed	0	9	0	3	8	0	26	0	20	176	69	145	1	457	3,236	14.1	7	46	44	163	260	3,236	8.0
	Reinstated	0	0	0	0	0	0	0	0	0	0	0	0	0	0	0	0.0	0	0	0	0	0	0	0.0
	Disposed Of	0	7	0	1	9	0	29	0	14	160	56	136	0	412	3,036	13.6	6	53	28	134	221	3,036	7.3
	End Pending	0	90	1	21	37	1	82	21	28	247	370	346	114	1,358	6,387	21.3	5	97	70	49	221	6,387	3.5

\* TOTAL OF ALL CASES IN ALL CATEGORIES: CIVIL; DOMESTIC RELATIONS; CRIMINAL; QUASI-CRIMINAL; AND JUVENILE

# CIVIL AND DOMESTIC RELATIONS CASELOAD

CIRCUIT / COUNTY		CIVIL																DOMESTIC RELATIONS						
		ARBITRATION	CHANCERY	EMINENT DOMAIN	LAW JURY > \$50,000	LAW NON-JURY > \$50,000	LAW JURY ≤ \$50,000	LAW NON-JURY ≤ \$50,000	MUNICIPAL CORPORATION	MENTAL HEALTH	MISC. REMEDY	PROBATE	SMALL CLAIMS	TAX	TOTAL CIVIL CASES	TOTAL ALL CASES*	CIVIL CASES AS % OF ALL CASES	ADOPTION	DISSOLUTION	FAMILY	ORDER OF PROTECTION	TOTAL DOMESTIC RELATIONS CASES	TOTAL ALL CASES*	DOMESTIC RELATIONS CASES AS % OF ALL CASES
8th SCHUYLER	New Filed	0	1	0	2	2	0	21	0	0	33	22	118	1	200	1,181	16.9	3	23	5	29	60	1,181	5.1
	Reinstated	0	0	0	0	0	0	0	0	0	0	0	1	0	1	1	100.0	0	0	0	0	0	1	0.0
	Disposed Of	0	9	0	3	6	0	19	0	0	22	12	103	0	174	1,171	14.9	1	25	5	15	46	1,171	3.9
	End Pending	0	13	0	20	3	3	19	4	1	32	102	86	21	304	1,416	21.5	5	15	14	22	56	1,416	4.0
8th CIRCUIT TOTAL	New Filed	0	83	0	16	76	2	420	0	488	688	494	1,848	14	4,129	21,669	19.1	89	481	307	1,137	2,014	21,669	9.3
	Reinstated	0	2	1	3	0	0	0	0	0	10	3	8	5	32	38	84.2	0	0	5	0	5	38	13.2
	Disposed Of	0	84	0	13	57	0	353	1	398	532	354	1,668	7	3,467	22,236	15.6	80	527	257	1,032	1,896	22,236	8.5
	End Pending	0	339	4	80	225	7	439	44	189	632	2,133	2,074	239	6,405	22,843	28.0	67	413	559	254	1,293	22,843	5.7
9th FULTON	New Filed	0	25	1	0	21	0	100	0	1	171	112	324	63	818	5,158	15.9	10	128	62	263	463	5,158	9.0
	Reinstated	0	0	0	1	1	0	2	0	0	0	0	0	0	4	4	100.0	0	0	0	0	0	4	0.0
	Disposed Of	0	29	0	6	10	0	139	0	0	156	59	297	53	749	4,617	16.2	10	102	58	236	406	4,617	8.8
	End Pending	0	100	4	30	66	0	112	0	1	98	621	465	31	1,528	5,548	27.5	12	116	66	95	289	5,548	5.2
9th HANCOCK	New Filed	0	15	0	6	0	0	32	0	1	81	76	269	31	511	2,554	20.0	1	53	17	91	162	2,554	6.3
	Reinstated	0	0	0	0	0	0	0	0	0	0	0	0	0	0	0	0.0	0	0	0	0	0	0	0.0
	Disposed Of	0	14	0	10	0	0	24	0	1	116	173	157	7	502	2,399	20.9	1	102	31	90	224	2,399	9.3
	End Pending	0	27	0	35	0	0	42	0	0	2	119	431	51	707	3,125	22.6	0	49	38	95	182	3,125	5.8
9th HENDERSON	New Filed	0	4	0	0	7	0	15	0	0	38	26	57	1	148	2,822	5.2	2	23	6	29	60	2,822	2.1
	Reinstated	0	0	0	0	0	0	0	0	0	0	0	0	0	0	0	0.0	0	0	0	0	0	0	0.0
	Disposed Of	0	4	0	1	9	0	12	0	0	30	25	58	0	139	2,907	4.8	0	26	6	29	61	2,907	2.1
	End Pending	0	13	1	1	12	1	17	0	1	41	214	49	22	372	1,849	20.1	4	13	16	3	36	1,849	1.9
9th KNOX	New Filed	0	29	0	21	27	1	227	0	20	126	202	370	1	1,024	8,070	12.7	13	159	107	400	679	8,070	8.4
	Reinstated	0	0	0	0	0	0	0	0	0	0	0	0	0	0	0	0.0	0	0	0	0	0	0	0.0
	Disposed Of	0	38	0	19	13	4	359	0	20	204	225	481	53	1,416	8,518	16.6	9	149	218	392	768	8,518	9.0
	End Pending	0	45	1	5	123	35	102	0	0	157	1,028	443	4	1,943	10,565	18.4	18	292	167	159	636	10,565	6.0
9th MCDONOUGH	New Filed	0	19	0	13	2	56	48	0	0	136	83	426	0	783	3,852	20.3	16	78	38	128	260	3,852	6.7
	Reinstated	0	0	0	0	0	0	0	0	0	0	0	0	0	0	0	0.0	0	0	0	0	0	0	0.0
	Disposed Of	0	18	0	14	3	40	20	9	5	35	73	413	19	640	3,922	16.3	12	82	39	429	562	3,922	14.3
	End Pending	0	119	0	45	16	42	374	0	0	442	640	565	16	2,259	5,818	38.8	14	182	368	20	584	5,818	10.0
9th WARREN	New Filed	0	6	0	0	12	0	38	0	1	56	62	111	3	289	2,441	11.8	3	49	31	105	188	2,441	7.7
	Reinstated	0	0	0	0	0	0	0	0	0	0	0	3	0	3	3	100.0	0	0	0	0	0	3	0.0
	Disposed Of	0	10	0	0	5	2	30	0	1	46	49	92	0	235	2,387	9.8	9	52	73	99	233	2,387	9.8
	End Pending	0	31	1	4	36	0	43	0	3	46	209	95	32	500	2,735	18.3	1	38	39	17	95	2,735	3.5
9th CIRCUIT TOTAL	New Filed	0	98	1	40	69	57	460	0	23	608	561	1,557	99	3,573	24,897	14.4	45	490	261	1,016	1,812	24,897	7.3
	Reinstated	0	0	0	1	1	0	2	0	0	0	0	3	0	7	7	100.0	0	0	0	0	0	7	0.0
	Disposed Of	0	113	0	50	40	46	584	0	27	587	604	1,498	132	3,681	24,750	14.9	41	513	425	1,275	2,254	24,750	9.1
	End Pending	0	335	7	120	253	78	690	0	5	786	2,831	2,048	156	7,309	29,640	24.7	49	690	694	389	1,822	29,640	6.1

\* TOTAL OF ALL CASES IN ALL CATEGORIES: CIVIL; DOMESTIC RELATIONS; CRIMINAL; QUASI-CRIMINAL; AND JUVENILE

# CIVIL AND DOMESTIC RELATIONS CASELOAD

CIRCUIT / COUNTY		CIVIL																DOMESTIC RELATIONS						
		ARBITRATION	CHANCERY	EMINENT DOMAIN	LAW JURY > \$50,000	LAW NON-JURY > \$50,000	LAW JURY ≤ \$50,000	LAW NON-JURY ≤ \$50,000	MUNICIPAL CORPORATION	MENTAL HEALTH	MISC. REMEDY	PROBATE	SMALL CLAIMS	TAX	TOTAL CIVIL CASES	TOTAL ALL CASES*	CIVIL CASES AS % OF ALL CASES	ADOPTION	DISSOLUTION	FAMILY	ORDER OF PROTECTION	TOTAL DOMESTIC RELATIONS CASES	TOTAL ALL CASES*	DOMESTIC RELATIONS CASES AS % OF ALL CASES
10th MARSHALL	New Filed	0	11	0	0	11	0	20	0	0	52	48	114	1	257	922	27.9	3	33	19	88	143	922	15.5
	Reinstated	0	0	0	0	0	0	0	0	0	0	0	1	0	1	1	100.0	0	0	0	0	0	1	0.0
	Disposed Of	0	15	0	0	5	1	26	0	0	39	38	91	2	217	958	22.7	1	34	20	89	144	958	15.0
	End Pending	0	15	0	10	4	1	11	0	0	16	143	66	1	267	1,152	23.2	2	23	10	0	35	1,152	3.0
10th PEORIA	New Filed	0	120	1	43	216	23	1,254	0	243	1,139	524	1,546	256	5,365	25,128	21.4	176	574	414	1,347	2,511	25,128	10.0
	Reinstated	0	0	0	0	0	0	0	0	0	0	0	0	0	0	18	0.0	0	0	0	0	0	18	0.0
	Disposed Of	0	180	0	27	215	13	679	0	230	521	467	1,658	230	4,220	21,944	19.2	140	545	385	1,210	2,280	21,944	10.4
	End Pending	0	193	3	98	685	27	1,141	0	38	1,606	247	1,511	98	5,647	37,252	15.2	85	433	1,649	376	2,543	37,252	6.8
10th PUTNAM	New Filed	0	4	0	1	3	0	13	0	0	11	13	64	1	110	811	13.6	3	15	8	15	41	811	5.1
	Reinstated	0	0	0	0	0	0	0	0	0	0	0	0	0	0	0	0.0	0	0	0	0	0	0	0.0
	Disposed Of	0	4	0	0	2	0	11	0	0	7	2	66	0	92	822	11.2	1	13	5	10	29	822	3.5
	End Pending	0	18	0	6	16	0	18	0	0	68	84	64	23	297	867	34.3	3	38	23	23	87	867	10.0
10th STARK	New Filed	0	3	1	0	3	1	7	0	0	14	25	41	1	96	754	12.7	1	13	9	11	34	754	4.5
	Reinstated	0	0	0	0	0	0	0	0	0	0	0	2	0	2	3	66.7	0	0	1	0	1	3	33.3
	Disposed Of	0	8	1	2	2	1	4	0	0	16	12	52	2	100	732	13.7	2	11	4	11	28	732	3.8
	End Pending	0	5	0	5	2	0	3	0	0	4	133	24	3	179	702	25.5	0	12	19	0	31	702	4.4
10th TAZEVELL	New Filed	0	69	0	0	102	0	409	1	0	149	359	964	5	2,058	17,805	11.6	24	400	150	893	1,467	17,805	8.2
	Reinstated	0	0	0	0	0	0	1	0	0	0	0	3	0	4	295	1.4	0	0	0	1	1	295	0.3
	Disposed Of	0	96	0	0	81	1	285	1	0	109	191	927	1	1,692	17,066	9.9	3	375	98	858	1,334	17,066	7.8
	End Pending	0	442	4	52	247	15	588	0	0	346	2,706	1,166	168	5,734	14,883	38.5	36	601	352	75	1,064	14,883	7.1
10th CIRCUIT TOTAL	New Filed	0	207	2	44	335	24	1,703	1	243	1,365	969	2,729	264	7,886	45,420	17.4	207	1,035	600	2,354	4,196	45,420	9.2
	Reinstated	0	0	0	0	0	0	1	0	0	0	0	6	0	7	317	2.2	0	0	1	1	2	317	0.6
	Disposed Of	0	303	1	29	305	16	1,005	1	230	692	710	2,794	235	6,321	41,522	15.2	147	978	512	2,178	3,815	41,522	9.2
	End Pending	0	673	7	171	954	43	1,761	0	38	2,040	3,313	2,831	293	12,124	54,856	22.1	126	1,107	2,053	474	3,760	54,856	6.9
11th FORD	New Filed	11	12	0	2	10	0	31	0	0	39	41	112	6	264	1,428	18.5	4	57	21	99	181	1,428	12.7
	Reinstated	0	0	0	0	0	0	0	0	0	0	0	0	0	0	0	0.0	0	0	0	0	0	0	0.0
	Disposed Of	8	6	0	1	5	0	18	0	0	10	49	110	0	207	1,206	17.2	3	51	2	81	137	1,206	11.4
	End Pending	27	68	1	24	55	2	67	0	1	229	268	165	37	944	2,396	39.4	11	52	105	16	184	2,396	7.7
11th LIVINGSTON	New Filed	0	37	0	9	26	1	87	0	0	177	152	283	3	775	5,545	14.0	22	121	52	221	416	5,545	7.5
	Reinstated	0	0	0	0	0	0	0	0	0	1	0	0	0	1	3	33.3	0	0	0	0	0	3	0.0
	Disposed Of	0	30	0	4	18	0	63	0	0	146	82	277	0	620	5,335	11.6	20	111	44	219	394	5,335	7.4
	End Pending	0	96	4	40	52	2	81	1	3	140	463	187	18	1,087	7,172	15.2	9	92	56	4	161	7,172	2.2
11th LOGAN	New Filed	0	30	0	7	13	1	70	0	6	155	84	791	1	1,158	4,158	27.8	15	87	33	283	418	4,158	10.1
	Reinstated	0	0	0	0	0	0	0	0	0	0	0	0	0	0	1	0.0	0	0	0	0	0	1	0.0
	Disposed Of	0	35	1	1	27	0	53	0	6	161	60	704	0	1,048	3,824	27.4	14	77	24	248	363	3,824	9.5
	End Pending	0	46	0	29	38	1	48	0	0	97	1,226	328	10	1,823	6,555	27.8	7	108	92	45	252	6,555	3.8

\* TOTAL OF ALL CASES IN ALL CATEGORIES: CIVIL; DOMESTIC RELATIONS; CRIMINAL; QUASI-CRIMINAL; AND JUVENILE

# CIVIL AND DOMESTIC RELATIONS CASELOAD

CIRCUIT / COUNTY		CIVIL															DOMESTIC RELATIONS							
		ARBITRATION	CHANCERY	EMINENT DOMAIN	LAW JURY >\$50,000	LAW NON-JURY > \$50,000	LAW JURY = < \$50,000	LAW NON-JURY = < \$50,000	MUNICIPAL CORPORATION	MENTAL HEALTH	MISC. REMEDY	PROBATE	SMALL CLAIMS	TAX	TOTAL CIVIL CASES	TOTAL ALL CASES*	CIVIL CASES AS % OF ALL CASES	ADOPTION	DISSOLUTION	FAMILY	ORDER OF PROTECTION	TOTAL DOMESTIC RELATIONS CASES	TOTAL ALL CASES*	DOMESTIC RELATIONS CASES AS % OF ALL CASES
11th MCLEAN	New Filed	260	66	0	74	89	0	469	0	526	653	376	1,985	0	4,498	28,753	15.6	72	512	204	702	1,490	28,753	5.2
	Reinstated	4	1	0	1	1	0	9	0	0	0	3	48	0	67	736	9.1	0	11	23	0	34	736	4.6
	Disposed Of	205	79	0	77	74	3	425	0	494	700	396	1,468	0	3,921	29,002	13.5	69	542	226	703	1,540	29,002	5.3
	End Pending	248	266	10	121	387	1	277	0	32	134	1,399	1,307	1	4,183	15,270	27.4	41	255	186	5	487	15,270	3.2
11th WOODFORD	New Filed	0	14	1	5	7	1	57	0	0	62	130	190	1	468	3,001	15.6	12	99	37	185	333	3,001	11.1
	Reinstated	0	3	0	0	2	1	3	0	0	0	0	10	0	19	19	100.0	0	0	0	0	0	19	0.0
	Disposed Of	0	28	1	1	12	1	51	0	0	45	79	172	0	390	2,880	13.5	11	103	47	184	345	2,880	12.0
	End Pending	0	67	0	21	12	4	56	0	0	71	589	206	20	1,046	6,550	16.0	28	1,167	264	2	1,461	6,550	22.3
11th CIRCUIT TOTAL	New Filed	271	159	1	97	145	3	714	0	532	1,086	783	3,361	11	7,163	42,885	16.7	125	876	347	1,490	2,838	42,885	6.6
	Reinstated	4	4	0	1	3	1	12	0	0	1	3	58	0	87	759	11.5	0	11	23	0	34	759	4.5
	Disposed Of	213	178	2	84	136	4	610	0	500	1,062	666	2,731	0	6,186	42,247	14.6	117	884	343	1,435	2,779	42,247	6.6
	End Pending	275	543	15	235	544	10	529	1	36	671	3,945	2,193	86	9,083	37,943	23.9	96	1,674	703	72	2,545	37,943	6.7
12th WILL	New Filed	1,195	476	6	279	716	7	1,345	2	273	3,293	1,274	7,885	19	16,770	106,375	15.8	102	2,151	869	2,604	5,726	106,375	5.4
	Reinstated	32	29	6	123	54	6	64	0	0	17	40	114	0	485	3,601	13.5	2	93	26	3	124	3,601	3.4
	Disposed Of	1,142	871	26	930	368	39	1,061	2	277	3,298	1,082	8,596	24	17,716	111,324	15.9	101	2,335	919	2,604	5,959	111,324	5.4
	End Pending	863	1,354	17	1,553	363	45	622	2	3	632	4,897	2,901	14	13,266	95,657	13.9	64	1,526	491	18	2,099	95,657	2.2
12th CIRCUIT TOTAL	New Filed	1,195	476	6	279	716	7	1,345	2	273	3,293	1,274	7,885	19	16,770	106,375	15.8	102	2,151	869	2,604	5,726	106,375	5.4
	Reinstated	32	29	6	123	54	6	64	0	0	17	40	114	0	485	3,601	13.5	2	93	26	3	124	3,601	3.4
	Disposed Of	1,142	871	26	930	368	39	1,061	2	277	3,298	1,082	8,596	24	17,716	111,324	15.9	101	2,335	919	2,604	5,959	111,324	5.4
	End Pending	863	1,354	17	1,553	363	45	622	2	3	632	4,897	2,901	14	13,266	95,657	13.9	64	1,526	491	18	2,099	95,657	2.2
13th BUREAU	New Filed	0	19	0	0	24	0	94	0	1	120	107	404	1	770	3,782	20.4	11	102	40	100	253	3,782	6.7
	Reinstated	0	0	0	0	0	0	0	0	0	0	0	0	0	0	0	0.0	0	0	0	0	0	0	0.0
	Disposed Of	0	15	0	1	22	0	80	0	0	101	94	346	0	659	3,346	19.7	8	96	27	75	206	3,346	6.2
	End Pending	0	65	0	9	58	2	71	1	1	69	556	261	32	1,125	5,019	22.4	14	106	64	27	211	5,019	4.2
13th GRUNDY	New Filed	0	30	0	15	45	2	199	0	22	243	149	1,087	0	1,792	8,224	21.8	11	151	66	131	359	8,224	4.4
	Reinstated	0	4	0	0	0	0	5	0	0	0	1	24	0	34	35	97.1	0	1	0	0	1	35	2.9
	Disposed Of	0	42	0	34	36	1	157	0	23	236	85	1,064	1	1,679	7,939	21.1	9	166	53	132	360	7,939	4.5
	End Pending	0	69	0	86	47	4	107	0	0	33	528	520	4	1,398	4,869	28.7	8	185	79	4	276	4,869	5.7
13th LASALLE	New Filed	0	70	1	66	65	3	428	0	2	460	279	1,337	116	2,827	17,818	15.9	38	363	186	436	1,023	17,818	5.7
	Reinstated	0	6	0	3	1	0	8	0	0	0	6	62	0	86	594	14.5	0	10	5	1	16	594	2.7
	Disposed Of	0	116	0	133	36	14	387	0	1	462	254	1,603	105	3,111	18,393	16.9	31	335	195	444	1,005	18,393	5.5
	End Pending	0	116	2	207	68	10	248	0	2	94	972	496	72	2,287	12,355	18.5	22	299	165	18	504	12,355	4.1
13th CIRCUIT TOTAL	New Filed	0	119	1	81	134	5	721	0	25	823	535	2,828	117	5,389	29,824	18.1	60	616	292	667	1,635	29,824	5.5
	Reinstated	0	10	0	3	1	0	13	0	0	0	7	86	0	120	629	19.1	0	11	5	1	17	629	2.7
	Disposed Of	0	173	0	168	94	15	624	0	24	799	433	3,013	106	5,449	29,678	18.4	48	597	275	651	1,571	29,678	5.3
	End Pending	0	250	2	302	173	16	426	1	3	196	2,056	1,277	108	4,810	22,243	21.6	44	590	308	49	991	22,243	4.5

\* TOTAL OF ALL CASES IN ALL CATEGORIES: CIVIL; DOMESTIC RELATIONS; CRIMINAL; QUASI-CRIMINAL; AND JUVENILE

# CIVIL AND DOMESTIC RELATIONS CASELOAD

CIRCUIT / COUNTY		CIVIL																DOMESTIC RELATIONS							
		ARBITRATION	CHANCERY	EMINENT DOMAIN	LAW JURY >\$50,000	LAW NON-JURY >\$50,000	LAW JURY =<\$50,000	LAW NON-JURY =<\$50,000	MUNICIPAL CORPORATION	MENTAL HEALTH	MISC. REMEDY	PROBATE	SMALL CLAIMS	TAX	TOTAL CIVIL CASES	TOTAL ALL CASES*	CIVIL CASES AS % OF ALL CASES	ADOPTION	DISSOLUTION	FAMILY	ORDER OF PROTECTION	TOTAL DOMESTIC RELATIONS CASES	TOTAL ALL CASES*	DOMESTIC RELATIONS CASES AS % OF ALL CASES	
14th HENRY	New Filed	25	34	4	1	19	0	71	1	5	262	187	368	2	979	6,927	14.1	23	146	93	203	465	6,927	6.7	
	Reinstated	0	0	0	0	0	0	2	0	0	1	0	0	0	3	3	100.0	0	0	0	0	0	3	0.0	
	Disposed Of	22	47	3	1	13	0	70	1	2	246	119	365	0	889	7,087	12.5	23	137	120	173	453	7,087	6.4	
	End Pending	28	91	1	20	63	1	43	1	3	114	845	269	14	1,493	12,005	12.4	16	192	210	100	518	12,005	4.3	
14th MERCER	New Filed	2	7	0	0	7	0	18	0	1	39	79	95	1	249	1,198	20.8	9	41	20	81	151	1,198	12.6	
	Reinstated	0	0	0	0	0	0	0	0	0	0	0	0	0	0	0	0.0	0	0	0	0	0	0	0.0	
	Disposed Of	5	11	0	2	3	0	11	0	0	4	27	73	0	136	905	15.0	3	27	4	39	73	905	8.1	
	End Pending	7	49	3	0	15	0	38	0	14	205	294	121	16	762	1,639	46.5	16	65	49	19	149	1,639	9.1	
14th ROCK ISLAND	New Filed	192	112	6	1	118	1	476	0	13	1,016	435	1,611	1	3,982	22,535	17.7	44	457	383	1,298	2,182	22,535	9.7	
	Reinstated	0	0	0	0	0	0	0	0	0	0	2	1	0	3	4	75.0	0	0	0	1	1	4	25.0	
	Disposed Of	195	125	6	0	122	0	293	0	8	887	301	1,620	4	3,561	20,426	17.4	40	496	348	1,192	2,076	20,426	10.2	
	End Pending	307	422	7	42	393	1	1,014	3	23	528	2,811	1,340	12	6,903	40,124	17.2	31	414	642	89	1,176	40,124	2.9	
14th WHITESIDE	New Filed	112	42	9	0	49	0	114	0	13	158	162	1,351	2	2,012	10,446	19.3	17	179	119	296	611	10,446	5.8	
	Reinstated	0	0	0	0	0	0	1	0	0	0	2	0	0	3	4	75.0	0	0	0	0	0	4	0.0	
	Disposed Of	125	66	3	1	51	0	102	0	13	147	172	1,365	2	2,047	9,923	20.6	17	181	102	289	589	9,923	5.9	
	End Pending	54	44	9	0	142	0	41	0	0	42	750	608	7	1,697	9,838	17.2	8	142	69	13	232	9,838	2.4	
14th CIRCUIT TOTAL	New Filed	331	195	19	2	193	1	679	1	32	1,475	863	3,425	6	7,222	41,106	17.6	93	823	615	1,878	3,409	41,106	8.3	
	Reinstated	0	0	0	0	0	0	3	0	0	1	4	1	0	9	11	81.8	0	0	0	1	1	11	9.1	
	Disposed Of	347	249	12	4	189	0	476	1	23	1,284	619	3,423	6	6,633	38,341	17.3	83	841	574	1,693	3,191	38,341	8.3	
	End Pending	396	606	20	62	613	2	1,136	4	40	889	4,700	2,338	49	10,855	63,606	17.1	71	813	970	221	2,075	63,606	3.3	
15th CARROLL	New Filed	0	8	0	0	14	0	35	0	2	72	57	124	1	313	2,152	14.5	11	48	24	73	156	2,152	7.2	
	Reinstated	0	0	0	0	0	0	0	0	0	0	0	0	0	0	0	0.0	0	0	0	0	0	0	0.0	
	Disposed Of	0	10	0	0	10	0	19	0	2	23	38	125	0	227	1,987	11.4	5	40	0	59	104	1,987	5.2	
	End Pending	0	33	3	1	18	1	40	0	1	133	156	81	30	497	2,545	19.5	15	47	109	32	203	2,545	8.0	
15th JO DAVIESS	New Filed	0	61	12	3	20	0	37	0	0	113	63	173	2	484	3,577	13.5	5	60	18	66	149	3,577	4.2	
	Reinstated	0	0	0	0	0	0	0	0	0	0	0	0	0	0	0	0.0	0	0	0	0	0	0	0.0	
	Disposed Of	0	41	4	3	23	0	32	0	1	110	43	178	7	442	3,642	12.1	4	65	28	61	158	3,642	4.3	
	End Pending	0	61	10	13	28	0	21	0	0	22	246	61	1	463	3,023	15.3	3	36	9	10	58	3,023	1.9	
15th LEE	New Filed	0	25	5	3	25	1	93	0	27	112	109	534	1	935	5,715	16.4	28	105	63	201	397	5,715	6.9	
	Reinstated	0	0	0	0	1	0	0	0	0	0	0	0	0	1	3	33.3	0	0	0	0	0	3	0.0	
	Disposed Of	0	20	7	3	16	1	54	0	27	64	65	348	0	605	5,497	11.0	12	46	10	199	267	5,497	4.9	
	End Pending	0	80	1	2	125	1	135	0	0	133	655	569	21	1,722	7,491	23.0	18	216	217	0	451	7,491	6.0	
15th OGLE	New Filed	0	35	0	0	44	0	101	1	5	77	116	387	2	768	7,968	9.6	14	175	69	270	528	7,968	6.6	
	Reinstated	0	0	0	0	0	0	1	0	0	0	0	0	0	1	1	100.0	0	0	0	0	0	1	0.0	
	Disposed Of	0	66	0	1	37	0	116	0	5	79	86	466	4	860	8,121	10.6	15	186	90	269	560	8,121	6.9	
	End Pending	0	23	0	0	75	0	38	1	0	28	438	141	4	748	11,056	6.8	8	146	58	0	212	11,056	1.9	

\* TOTAL OF ALL CASES IN ALL CATEGORIES: CIVIL; DOMESTIC RELATIONS; CRIMINAL; QUASI-CRIMINAL; AND JUVENILE

# CIVIL AND DOMESTIC RELATIONS CASELOAD

CIRCUIT / COUNTY		CIVIL																DOMESTIC RELATIONS						
		ARBITRATION	CHANCERY	EMINENT DOMAIN	LAW JURY > \$50,000	LAW NON-JURY > \$50,000	LAW JURY ≤ \$50,000	LAW NON-JURY ≤ \$50,000	MUNICIPAL CORPORATION	MENTAL HEALTH	MISC. REMEDY	PROBATE	SMALL CLAIMS	TAX	TOTAL CIVIL CASES	TOTAL ALL CASES*	CIVIL CASES AS % OF ALL CASES	ADOPTION	DISSOLUTION	FAMILY	ORDER OF PROTECTION	TOTAL DOMESTIC RELATIONS CASES	TOTAL ALL CASES*	DOMESTIC RELATIONS CASES AS % OF ALL CASES
15th STEPHENSON	New Filed	0	30	0	5	34	0	138	0	0	122	138	386	2	855	8,023	10.7	8	135	94	271	508	8,023	6.3
	Reinstated	0	0	0	0	0	0	0	0	0	0	0	0	0	0	2	0.0	0	0	2	0	2	2	100.0
	Disposed Of	0	36	0	0	37	0	129	0	0	95	120	410	5	832	8,516	9.8	5	143	92	271	511	8,516	6.0
	End Pending	0	39	0	14	59	0	44	0	0	24	542	135	6	863	6,613	13.1	5	59	96	2	162	6,613	2.4
15th CIRCUIT TOTAL	New Filed	0	159	17	11	137	1	404	1	34	496	483	1,604	8	3,355	27,435	12.2	66	523	268	881	1,738	27,435	6.3
	Reinstated	0	0	0	0	1	0	1	0	0	0	0	0	0	2	6	33.3	0	0	2	0	2	6	33.3
	Disposed Of	0	173	11	7	123	1	350	0	35	371	352	1,527	16	2,966	27,763	10.7	41	480	220	859	1,600	27,763	5.8
	End Pending	0	236	14	30	305	2	278	1	1	340	2,037	987	62	4,293	30,728	14.0	49	504	489	44	1,086	30,728	3.5
16th KANE	New Filed	932	266	13	39	567	5	912	2	177	2,227	728	4,582	108	10,558	57,994	18.2	133	1,551	539	1,096	3,319	57,994	5.7
	Reinstated	0	0	0	0	2	0	0	0	0	1	1	2	0	6	112	5.4	0	6	0	0	6	112	5.4
	Disposed Of	727	289	3	9	374	3	491	0	154	721	536	3,527	88	6,922	57,844	12.0	164	1,400	865	914	3,343	57,844	5.8
	End Pending	1,103	1,115	44	33	1,618	4	868	12	340	3,520	2,345	5,156	172	16,330	102,422	15.9	59	1,403	387	787	2,636	102,422	2.6
16th CIRCUIT TOTAL	New Filed	932	266	13	39	567	5	912	2	177	2,227	728	4,582	108	10,558	57,994	18.2	133	1,551	539	1,096	3,319	57,994	5.7
	Reinstated	0	0	0	0	2	0	0	0	0	1	1	2	0	6	112	5.4	0	6	0	0	6	112	5.4
	Disposed Of	727	289	3	9	374	3	491	0	154	721	536	3,527	88	6,922	57,844	12.0	164	1,400	865	914	3,343	57,844	5.8
	End Pending	1,103	1,115	44	33	1,618	4	868	12	340	3,520	2,345	5,156	172	16,330	102,422	15.9	59	1,403	387	787	2,636	102,422	2.6
17th BOONE	New Filed	66	27	1	12	22	2	47	0	0	156	90	551	3	977	7,316	13.4	16	161	66	340	583	7,316	8.0
	Reinstated	0	0	0	0	0	0	0	0	0	1	0	0	0	1	3	33.3	0	2	0	0	2	3	66.7
	Disposed Of	72	53	1	6	45	0	32	0	0	148	74	614	3	1,048	7,913	13.2	18	189	57	324	588	7,913	7.4
	End Pending	32	61	0	49	19	3	23	0	0	11	248	197	2	645	12,754	5.1	6	101	48	33	188	12,754	1.5
17th WINNEBAGO	New Filed	562	219	0	161	220	2	1,030	1	262	1,039	638	2,881	187	7,202	49,259	14.6	187	1,012	908	3,124	5,231	49,259	10.6
	Reinstated	19	4	0	3	3	0	28	0	1	2	18	38	1	117	135	86.7	0	7	1	0	8	135	5.9
	Disposed Of	576	361	0	247	142	4	709	1	243	967	521	3,220	232	7,223	50,527	14.3	111	940	526	3,124	4,701	50,527	9.3
	End Pending	378	709	3	564	239	4	908	0	51	581	7,058	3,117	178	13,790	69,536	19.8	273	1,148	1,806	0	3,227	69,536	4.6
17th CIRCUIT TOTAL	New Filed	628	246	1	173	242	4	1,077	1	262	1,195	728	3,432	190	8,179	56,575	14.5	203	1,173	974	3,464	5,814	56,575	10.3
	Reinstated	19	4	0	3	3	0	28	0	1	3	18	38	1	118	138	85.5	0	9	1	0	10	138	7.2
	Disposed Of	648	414	1	253	187	4	741	1	243	1,115	595	3,834	235	8,271	58,440	14.2	129	1,129	583	3,448	5,289	58,440	9.1
	End Pending	410	770	3	613	258	7	931	0	51	592	7,306	3,314	180	14,435	82,290	17.5	279	1,249	1,854	33	3,415	82,290	4.1
18th DUPAGE	New Filed	2,154	491	9	444	1,196	8	1,750	4	677	1,363	1,510	7,420	163	17,189	129,010	13.3	82	2,343	687	1,654	4,766	129,010	3.7
	Reinstated	79	35	0	83	43	0	23	0	0	15	45	137	3	463	12,594	3.7	1	79	19	2	101	12,594	0.8
	Disposed Of	2,314	701	3	1,049	549	14	1,452	4	653	1,281	1,311	8,041	161	17,533	156,719	11.2	87	2,458	490	1,897	4,932	156,719	3.1
	End Pending	1,551	749	16	1,793	548	15	841	1	72	598	2,005	3,202	35	11,426	59,190	19.3	33	1,484	1,539	102	3,158	59,190	5.3
18th CIRCUIT TOTAL	New Filed	2,154	491	9	444	1,196	8	1,750	4	677	1,363	1,510	7,420	163	17,189	129,010	13.3	82	2,343	687	1,654	4,766	129,010	3.7
	Reinstated	79	35	0	83	43	0	23	0	0	15	45	137	3	463	12,594	3.7	1	79	19	2	101	12,594	0.8
	Disposed Of	2,314	701	3	1,049	549	14	1,452	4	653	1,281	1,311	8,041	161	17,533	156,719	11.2	87	2,458	490	1,897	4,932	156,719	3.1
	End Pending	1,551	749	16	1,793	548	15	841	1	72	598	2,005	3,202	35	11,426	59,190	19.3	33	1,484	1,539	102	3,158	59,190	5.3

\* TOTAL OF ALL CASES IN ALL CATEGORIES: CIVIL; DOMESTIC RELATIONS; CRIMINAL; QUASI-CRIMINAL; AND JUVENILE



# CIVIL AND DOMESTIC RELATIONS CASELOAD

CIRCUIT / COUNTY		CIVIL																DOMESTIC RELATIONS						
		ARBITRATION	CHANCERY	EMINENT DOMAIN	LAW JURY > \$50,000	LAW NON-JURY > \$50,000	LAW JURY ≤ \$50,000	LAW NON-JURY ≤ \$50,000	MUNICIPAL CORPORATION	MENTAL HEALTH	MISC. REMEDY	PROBATE	SMALL CLAIMS	TAX	TOTAL CIVIL CASES	TOTAL ALL CASES*	CIVIL CASES AS % OF ALL CASES	ADOPTION	DISSOLUTION	FAMILY	ORDER OF PROTECTION	TOTAL DOMESTIC RELATIONS CASES	TOTAL ALL CASES*	DOMESTIC RELATIONS CASES AS % OF ALL CASES
19th LAKE	New Filed	1,327	455	12	377	560	5	1,045	0	184	1,028	1,238	6,081	26	12,338	83,598	14.8	74	1,901	698	2,502	5,175	83,598	6.2
	Reinstated	78	64	0	123	36	3	108	0	0	13	47	427	1	900	3,735	24.1	1	72	22	4	99	3,735	2.7
	Disposed Of	1,133	833	30	522	505	11	934	0	184	1,050	1,088	6,518	14	12,822	89,355	14.3	74	2,002	685	2,506	5,267	89,355	5.9
	End Pending	805	1,107	22	774	371	12	411	0	3	260	5,482	1,794	30	11,071	37,937	29.2	32	1,098	333	15	1,478	37,937	3.9
19th CIRCUIT TOTAL	New Filed	1,327	455	12	377	560	5	1,045	0	184	1,028	1,238	6,081	26	12,338	83,598	14.8	74	1,901	698	2,502	5,175	83,598	6.2
	Reinstated	78	64	0	123	36	3	108	0	0	13	47	427	1	900	3,735	24.1	1	72	22	4	99	3,735	2.7
	Disposed Of	1,133	833	30	522	505	11	934	0	184	1,050	1,088	6,518	14	12,822	89,355	14.3	74	2,002	685	2,506	5,267	89,355	5.9
	End Pending	805	1,107	22	774	371	12	411	0	3	260	5,482	1,794	30	11,071	37,937	29.2	32	1,098	333	15	1,478	37,937	3.9
20th MONROE	New Filed	0	11	0	15	18	1	70	5	2	156	66	213	2	559	4,545	12.3	16	122	38	119	295	4,545	6.5
	Reinstated	0	1	0	0	0	0	4	0	0	0	0	6	0	11	13	84.6	0	0	0	0	0	13	0.0
	Disposed Of	0	17	0	0	25	1	62	5	1	147	42	224	0	524	5,194	10.1	9	111	32	123	275	5,194	5.3
	End Pending	0	20	0	48	22	5	54	3	1	59	220	102	4	538	3,748	14.4	8	78	30	0	116	3,748	3.1
20th PERRY	New Filed	0	8	0	0	21	0	56	0	0	69	57	140	0	351	2,047	17.1	18	75	50	34	177	2,047	8.6
	Reinstated	0	1	0	0	0	0	0	0	0	0	0	0	0	1	1	100.0	0	0	0	0	0	1	0.0
	Disposed Of	0	16	0	3	18	0	40	0	0	7	15	105	0	204	1,741	11.7	19	71	16	26	132	1,741	7.6
	End Pending	0	96	0	32	82	2	139	0	3	661	646	157	75	1,893	3,786	50.0	13	54	87	35	189	3,786	5.0
20th RANDOLPH	New Filed	0	16	0	0	28	0	78	0	214	119	80	218	1	754	2,978	25.3	19	99	83	115	316	2,978	10.6
	Reinstated	0	0	0	0	0	0	0	0	0	0	0	4	0	4	6	66.7	0	1	1	0	2	6	33.3
	Disposed Of	0	19	0	13	9	0	46	0	152	12	78	187	0	516	2,578	20.0	16	93	35	127	271	2,578	10.5
	End Pending	0	27	0	21	51	2	83	1	19	174	800	183	12	1,373	3,198	42.9	16	96	143	18	273	3,198	8.5
20th ST. CLAIR	New Filed	463	217	0	630	629	7	739	1	29	328	650	3,003	10	6,706	40,609	16.5	92	1,149	712	1,107	3,060	40,609	7.5
	Reinstated	15	1	0	0	4	0	2	0	0	1	1	5	0	29	248	11.7	0	0	1	0	1	248	0.4
	Disposed Of	579	262	2	191	501	5	652	0	0	159	336	2,743	0	5,430	45,074	12.0	77	1,124	796	1,102	3,099	45,074	6.9
	End Pending	363	329	3	2,687	423	16	528	2	65	251	1,280	1,920	346	8,213	122,138	6.7	44	561	896	1	1,502	122,138	1.2
20th WASHINGTON	New Filed	0	15	0	8	7	1	29	0	0	25	51	98	1	235	1,627	14.4	54	32	24	32	142	1,627	8.7
	Reinstated	0	0	0	0	0	0	9	0	0	0	0	0	0	9	9	100.0	0	0	0	0	0	9	0.0
	Disposed Of	0	16	0	5	5	0	21	0	0	18	23	109	0	197	1,615	12.2	51	37	15	22	125	1,615	7.7
	End Pending	0	39	0	29	16	2	50	0	1	49	266	93	24	569	3,143	18.1	72	47	76	26	221	3,143	7.0
20th CIRCUIT TOTAL	New Filed	463	267	0	653	703	9	972	6	245	697	904	3,672	14	8,605	51,806	16.6	199	1,477	907	1,407	3,990	51,806	7.7
	Reinstated	15	3	0	0	4	0	15	0	0	1	1	15	0	54	277	19.5	0	1	2	0	3	277	1.1
	Disposed Of	579	330	2	212	558	6	821	5	153	343	494	3,368	0	6,871	56,202	12.2	172	1,436	894	1,400	3,902	56,202	6.9
	End Pending	363	511	3	2,817	594	27	854	6	89	1,194	3,212	2,455	461	12,586	136,013	9.3	153	836	1,232	80	2,301	136,013	1.7
21st IROQUOIS	New Filed	0	16	0	4	20	11	55	0	0	65	105	223	2	501	4,566	11.0	9	90	41	253	393	4,566	8.6
	Reinstated	0	0	0	0	0	0	0	0	0	0	0	1	0	1	1	100.0	0	0	0	0	0	1	0.0
	Disposed Of	0	20	0	0	14	0	57	0	0	46	56	178	1	372	4,215	8.8	1	73	9	243	326	4,215	7.7
	End Pending	0	73	1	9	74	18	99	0	2	64	526	453	54	1,373	11,315	12.1	33	110	106	25	274	11,315	2.4

\* TOTAL OF ALL CASES IN ALL CATEGORIES: CIVIL; DOMESTIC RELATIONS; CRIMINAL; QUASI-CRIMINAL; AND JUVENILE

# CIVIL AND DOMESTIC RELATIONS CASELOAD

CIRCUIT / COUNTY		CIVIL																DOMESTIC RELATIONS						
		ARBITRATION	CHANCERY	EMINENT DOMAIN	LAW JURY >\$50,000	LAW NON-JURY > \$50,000	LAW JURY = < \$50,000	LAW NON-JURY = < \$50,000	MUNICIPAL CORPORATION	MENTAL HEALTH	MISC. REMEDY	PROBATE	SMALL CLAIMS	TAX	TOTAL CIVIL CASES	TOTAL ALL CASES*	CIVIL CASES AS % OF ALL CASES	ADOPTION	DISSOLUTION	FAMILY	ORDER OF PROTECTION	TOTAL DOMESTIC RELATIONS CASES	TOTAL ALL CASES*	DOMESTIC RELATIONS CASES AS % OF ALL CASES
21st KANKAKEE	New Filed	0	87	0	48	86	8	476	0	141	317	360	1,556	2	3,081	19,956	15.4	18	399	254	826	1,497	19,956	7.5
	Reinstated	0	0	0	0	0	0	0	0	0	0	0	0	0	0	0	0.0	0	0	0	0	0	0	0.0
	Disposed Of	0	103	0	52	88	4	216	0	98	216	222	789	0	1,788	12,006	14.9	15	386	93	712	1,206	12,006	10.0
	End Pending	0	391	1	159	299	0	716	2	96	1,168	1,433	2,203	124	6,592	32,254	20.4	33	509	724	553	1,819	32,254	5.6
21st CIRCUIT TOTAL	New Filed	0	103	0	52	106	19	531	0	141	382	465	1,779	4	3,582	24,522	14.6	27	489	295	1,079	1,890	24,522	7.7
	Reinstated	0	0	0	0	0	0	0	0	0	0	0	1	0	1	1	100.0	0	0	0	0	0	1	0.0
	Disposed Of	0	123	0	52	102	4	273	0	98	262	278	967	1	2,160	16,221	13.3	16	459	102	955	1,532	16,221	9.4
	End Pending	0	464	2	168	373	18	815	2	98	1,232	1,959	2,656	178	7,965	43,569	18.3	66	619	830	578	2,093	43,569	4.8
22nd MCHENRY	New Filed	508	187	3	132	217	7	385	1	20	1,098	484	2,624	30	5,696	41,509	13.7	23	930	235	933	2,121	41,509	5.1
	Reinstated	34	66	1	13	16	2	24	0	0	6	11	195	0	368	1,628	22.6	1	38	5	0	44	1,628	2.7
	Disposed Of	582	346	10	251	144	13	383	1	19	1,140	439	3,200	31	6,559	44,990	14.6	31	1,032	240	928	2,231	44,990	5.0
	End Pending	226	331	1	439	150	5	116	0	1	733	596	867	1	3,466	16,864	20.6	8	547	133	2	690	16,864	4.1
22nd CIRCUIT TOTAL	New Filed	508	187	3	132	217	7	385	1	20	1,098	484	2,624	30	5,696	41,509	13.7	23	930	235	933	2,121	41,509	5.1
	Reinstated	34	66	1	13	16	2	24	0	0	6	11	195	0	368	1,628	22.6	1	38	5	0	44	1,628	2.7
	Disposed Of	582	346	10	251	144	13	383	1	19	1,140	439	3,200	31	6,559	44,990	14.6	31	1,032	240	928	2,231	44,990	5.0
	End Pending	226	331	1	439	150	5	116	0	1	733	596	867	1	3,466	16,864	20.6	8	547	133	2	690	16,864	4.1
23rd DEKALB	New Filed	0	65	0	43	41	4	461	0	1	281	147	834	19	1,896	11,093	17.1	18	303	195	526	1,042	11,093	9.4
	Reinstated	0	10	0	3	1	0	13	0	0	1	20	34	0	82	592	13.9	0	5	2	0	7	592	1.2
	Disposed Of	0	91	0	49	29	2	394	0	1	283	170	933	21	1,973	14,594	13.5	19	304	195	528	1,046	14,594	7.2
	End Pending	0	59	0	132	28	8	202	0	0	78	548	359	4	1,418	12,665	11.2	5	183	75	24	287	12,665	2.3
23rd KENDALL	New Filed	0	62	0	0	104	0	466	0	11	302	164	1,283	30	2,422	9,857	24.6	12	404	122	392	930	9,857	9.4
	Reinstated	0	5	0	6	0	3	27	0	0	7	17	100	0	165	181	91.2	0	10	1	0	11	181	6.1
	Disposed Of	0	155	4	90	34	17	408	0	11	270	170	1,706	27	2,892	9,854	29.3	17	404	96	379	896	9,854	9.1
	End Pending	0	238	8	128	61	9	216	4	0	157	560	564	12	1,957	9,104	21.5	5	340	220	62	627	9,104	6.9
23rd CIRCUIT TOTAL	New Filed	0	127	0	43	145	4	927	0	12	583	311	2,117	49	4,318	20,950	20.6	30	707	317	918	1,972	20,950	9.4
	Reinstated	0	15	0	9	1	3	40	0	0	8	37	134	0	247	773	32.0	0	15	3	0	18	773	2.3
	Disposed Of	0	246	4	139	63	19	802	0	12	553	340	2,639	48	4,865	24,448	19.9	36	708	291	907	1,942	24,448	7.9
	End Pending	0	297	8	260	89	17	418	4	0	235	1,108	923	16	3,375	21,769	15.5	10	523	295	86	914	21,769	4.2
DOWNSTATE TOTAL	New Filed	8,332	4,898	121	2,839	8,379	189	20,971	45	4,484	28,661	17,694	74,879	1,399	172,891	1,111,901	15.5	2,568	24,136	11,960	38,761	77,425	1,111,901	7.0
	Reinstated	273	237	8	374	178	16	349	0	1	83	237	1,330	10	3,096	26,289	11.8	7	377	163	25	572	26,289	2.2
	Disposed Of	8,214	7,002	129	4,830	5,385	325	15,460	29	3,897	22,692	14,191	77,513	1,224	160,891	1,166,081	13.8	2,277	25,125	11,390	38,450	77,242	1,166,081	6.6
	End Pending	6,316	18,665	292	14,570	17,199	996	32,468	299	2,085	38,476	84,650	82,913	7,494	306,423	1,408,419	21.8	2,894	26,842	31,950	9,701	71,387	1,408,419	5.1
COOK	New Filed	4,497	6,452	78	10,625	4,971	1,656	87,078	1	5,153	1,604	7,544	10,785	11,722	152,166	522,927	29.1	227	0	19,218	16,965	36,410	522,927	7.0
	Reinstated	0	108	1	1,322	575	3,064	3,797	0	4	39	73	5,863	4	14,850	15,453	96.1	0	0	90	513	603	15,453	3.9
	Disposed Of	2,826	8,005	160	10,572	5,490	9,337	53,844	0	5,394	1,631	5,149	57,837	12,857	173,102	462,760	37.4	225	0	12,699	14,537	27,461	462,760	5.9
	End Pending	11,507	15,456	142	21,524	7,008	4,478	175,873	49	1,372	5,865	100,399	-11,142	24,606	357,137	1,880,868	19.0	-49	0	40,976	20,790	61,717	1,880,868	3.3
STATE TOTAL	New Filed	12,829	11,350	199	13,464	13,350	1,845	108,049	46	9,637	30,265	25,238	85,664	13,121	325,057	1,634,828	19.9	2,795	24,136	31,178	55,726	113,835	1,634,828	7.0
	Reinstated	273	345	9	1,696	753	3,080	4,146	0	5	122	310	7,193	14	17,946	41,742	43.0	7	377	253	538	1,175	41,742	2.8
	Disposed Of	11,040	15,007	289	15,402	10,875	9,662	69,304	29	9,291	24,323	19,340	135,350	14,081	333,993	1,628,841	20.5	2,502	25,125	24,089	52,987	104,703	1,628,841	6.4
	End Pending	17,823	34,121	434	36,094	24,207	5,474	208,341	348	3,457	44,341	185,049	71,771	32,100	663,560	3,289,287	20.2	2,845	26,842	72,926	30,491	133,104	3,289,287	4.0

\* TOTAL OF ALL CASES IN ALL CATEGORIES: CIVIL; DOMESTIC RELATIONS; CRIMINAL; QUASI-CRIMINAL; AND JUVENILE

# CRIMINAL AND QUASI-CRIMINAL CASELOAD STATISTICS BY COUNTY

## CIRCUIT COURTS - CALENDAR YEAR 2021

CIRCUIT / COUNTY		CRIMINAL						QUASI-CRIMINAL						
		FELONY	MISDEMEANOR	DUI	TOTAL CRIMINAL CASES	TOTAL ALL CASES *	CRIMINAL AS % OF ALL CASES	TRAFFIC	CONSERVATION CASES	ORDNANCE CASES	CIVIL LAW	TOTAL OF QUASI-CRIMINAL	TOTAL ALL CASES *	QUASI-CRIMINAL AS % OF ALL CASES
1st ALEXANDER	New Filed	96	22	21	139	3,002	4.6	2,557	17	7	3	2,584	3,002	86.1
	Reinstated	0	0	0	0	1	0.0	0	0	0	0	0	1	0.0
	Disposed Of	92	23	11	126	2,477	5.1	2,209	10	7	1	2,227	2,477	89.9
	End Pending	278	383	172	833	38,363	2.2	31,603	218	322	32	32,175	38,363	83.9
1st JACKSON	New Filed	526	533	114	1,173	7,826	15.0	4,091	77	701	13	4,882	7,826	62.4
	Reinstated	0	0	0	0	50	0.0	0	0	0	0	0	50	0.0
	Disposed Of	330	360	118	808	7,362	11.0	4,045	64	662	17	4,788	7,362	65.0
	End Pending	691	590	128	1,409	4,418	31.9	1,262	28	145	2	1,437	4,418	32.5
1st JOHNSON	New Filed	105	82	24	211	3,632	5.8	2,918	36	1	6	2,961	3,632	81.5
	Reinstated	0	0	0	0	0	0.0	0	0	0	0	0	0	0.0
	Disposed Of	58	64	24	146	3,582	4.1	2,961	45	1	6	3,013	3,582	84.1
	End Pending	209	127	61	397	8,848	4.5	7,720	33	26	2	7,781	8,848	87.9
1st MASSAC	New Filed	177	171	52	400	7,116	5.6	6,156	14	17	0	6,187	7,116	86.9
	Reinstated	0	0	0	0	0	0.0	0	0	0	0	0	0	0.0
	Disposed Of	170	159	48	377	7,046	5.4	6,230	13	22	1	6,266	7,046	88.9
	End Pending	349	329	102	780	6,655	11.7	3,688	16	31	8	3,743	6,655	56.2
1st POPE	New Filed	39	21	11	71	839	8.5	609	26	0	12	647	839	77.1
	Reinstated	0	0	0	0	0	0.0	0	0	0	0	0	0	0.0
	Disposed Of	32	28	11	71	953	7.5	713	48	0	15	776	953	81.4
	End Pending	63	27	9	99	682	14.5	265	20	0	2	287	682	42.1
1st PULASKI	New Filed	103	19	24	146	12,119	1.2	11,780	11	0	1	11,792	12,119	97.3
	Reinstated	0	0	0	0	0	0.0	0	0	0	0	0	0	0.0
	Disposed Of	73	55	25	153	14,840	1.0	14,629	5	0	3	14,637	14,840	98.6
	End Pending	171	149	59	379	62,901	0.6	59,618	66	123	2	59,809	62,901	95.1
1st SALINE	New Filed	380	228	25	633	4,186	15.1	2,444	34	118	2	2,598	4,186	62.1
	Reinstated	1	0	0	1	2	50.0	0	0	0	0	0	2	0.0
	Disposed Of	424	262	30	716	4,522	15.8	2,357	31	118	1	2,507	4,522	55.4
	End Pending	1,309	377	44	1,730	5,944	29.1	1,552	15	246	1	1,814	5,944	30.5
1st UNION	New Filed	246	117	34	397	3,336	11.9	2,246	37	38	6	2,327	3,336	69.8
	Reinstated	0	0	0	0	0	0.0	0	0	0	0	0	0	0.0
	Disposed Of	286	260	38	584	4,212	13.9	2,760	115	32	19	2,926	4,212	69.5
	End Pending	414	138	47	599	2,018	29.7	889	25	49	5	968	2,018	48.0
1st WILLIAMSON	New Filed	640	556	228	1,424	16,734	8.5	11,754	54	500	8	12,316	16,734	73.6
	Reinstated	0	0	0	0	14	0.0	0	0	0	0	0	14	0.0
	Disposed Of	512	306	222	1,040	15,367	6.8	10,595	83	577	12	11,267	15,367	73.3
	End Pending	1,148	695	380	2,223	10,981	20.2	6,081	47	67	14	6,209	10,981	56.5

\* TOTAL OF ALL CASES IN ALL CATEGORIES: CIVIL; DOMESTIC RELATIONS; CRIMINAL; QUASI-CRIMINAL; AND JUVENILE

# CRIMINAL AND QUASI-CRIMINAL CASELOAD

CIRCUIT / COUNTY		CRIMINAL						QUASI-CRIMINAL						
		FELONY	MISDEMEANOR	DUI	TOTAL CRIMINAL CASES	TOTAL ALL CASES *	CRIMINAL AS % OF ALL CASES	TRAFFIC	CONSERVATION CASES	ORDNANCE CASES	CIVIL LAW	TOTAL OF QUASI-CRIMINAL	TOTAL ALL CASES *	QUASI-CRIMINAL AS % OF ALL CASES
1st CIRCUIT TOTAL	New Filed	2,312	1,749	533	4,594	58,790	7.8	44,555	306	1,382	51	46,294	58,790	78.7
	Reinstated	1	0	0	1	67	1.5	0	0	0	0	0	67	0.0
	Disposed Of	1,977	1,517	527	4,021	60,361	6.7	46,499	414	1,419	75	48,407	60,361	80.2
	End Pending	4,632	2,815	1,002	8,449	140,810	6.0	112,678	468	1,009	68	114,223	140,810	81.1
2nd CRAWFORD	New Filed	298	191	58	547	2,454	22.3	996	35	116	0	1,147	2,454	46.7
	Reinstated	0	0	0	0	4	0.0	0	0	0	0	0	4	0.0
	Disposed Of	250	201	50	501	2,181	23.0	895	42	102	0	1,039	2,181	47.6
	End Pending	302	246	133	681	3,541	19.2	857	26	167	0	1,050	3,541	29.7
2nd EDWARDS	New Filed	38	20	8	66	793	8.3	519	3	13	0	535	793	67.5
	Reinstated	0	0	0	0	0	0.0	0	0	0	0	0	0	0.0
	Disposed Of	33	26	9	68	778	8.7	529	3	10	1	543	778	69.8
	End Pending	71	43	21	135	625	21.6	206	1	18	3	228	625	36.5
2nd FRANKLIN	New Filed	404	428	91	923	5,788	15.9	2,916	54	144	5	3,119	5,788	53.9
	Reinstated	0	0	0	0	1	0.0	0	0	0	0	0	1	0.0
	Disposed Of	493	373	45	911	4,814	18.9	2,232	40	130	1	2,403	4,814	49.9
	End Pending	773	674	200	1,647	14,273	11.5	4,811	119	211	36	5,177	14,273	36.3
2nd GALLATIN	New Filed	59	65	6	130	1,208	10.8	796	23	12	0	831	1,208	68.8
	Reinstated	0	0	0	0	0	0.0	0	0	0	0	0	0	0.0
	Disposed Of	57	47	5	109	1,129	9.7	819	26	10	0	855	1,129	75.7
	End Pending	149	166	31	346	1,559	22.2	296	15	14	0	325	1,559	20.8
2nd HAMILTON	New Filed	57	32	16	105	1,059	9.9	652	28	4	1	685	1,059	64.7
	Reinstated	0	0	0	0	0	0.0	0	0	0	0	0	0	0.0
	Disposed Of	61	30	15	106	962	11.0	564	15	7	1	587	962	61.0
	End Pending	71	35	26	132	796	16.6	346	28	3	0	377	796	47.4
2nd HARDIN	New Filed	39	39	9	87	635	13.7	361	7	17	0	385	635	60.6
	Reinstated	0	0	0	0	0	0.0	0	0	0	0	0	0	0.0
	Disposed Of	37	36	7	80	566	14.1	330	17	11	0	358	566	63.3
	End Pending	43	39	11	93	775	12.0	133	8	25	0	166	775	21.4
2nd JEFFERSON	New Filed	387	221	130	738	4,578	16.1	2,019	31	5	2	2,057	4,578	44.9
	Reinstated	0	0	0	0	24	0.0	0	0	0	0	0	24	0.0
	Disposed Of	462	245	141	848	4,585	18.5	2,144	27	4	7	2,182	4,585	47.6
	End Pending	587	446	135	1,168	10,770	10.8	2,943	27	75	14	3,059	10,770	28.4
2nd LAWRENCE	New Filed	150	93	36	279	1,426	19.6	509	19	0	0	528	1,426	37.0
	Reinstated	0	0	0	0	0	0.0	0	0	0	0	0	0	0.0
	Disposed Of	264	215	80	559	2,153	26.0	1,033	23	2	1	1,059	2,153	49.2
	End Pending	81	114	44	239	2,328	10.3	675	47	64	7	793	2,328	34.1

\* TOTAL OF ALL CASES IN ALL CATEGORIES: CIVIL; DOMESTIC RELATIONS; CRIMINAL; QUASI-CRIMINAL; AND JUVENILE

# CRIMINAL AND QUASI-CRIMINAL CASELOAD

CIRCUIT / COUNTY		CRIMINAL						QUASI-CRIMINAL						
		FELONY	MISDEMEANOR	DUI	TOTAL CRIMINAL CASES	TOTAL ALL CASES *	CRIMINAL AS % OF ALL CASES	TRAFFIC	CONSERVATION CASES	ORDNANCE CASES	CIVIL LAW	TOTAL OF QUASI-CRIMINAL	TOTAL ALL CASES *	QUASI-CRIMINAL AS % OF ALL CASES
2nd RICHLAND	New Filed	306	176	45	527	2,027	26.0	747	19	84	1	851	2,027	42.0
	Reinstated	0	0	0	0	0	0.0	0	0	0	0	0	0	0.0
	Disposed Of	289	245	67	601	2,376	25.3	1,024	23	78	8	1,133	2,376	47.7
	End Pending	336	177	48	561	1,610	34.8	386	3	21	6	416	1,610	25.8
2nd WABASH	New Filed	116	85	28	229	1,355	16.9	722	10	18	0	750	1,355	55.4
	Reinstated	0	0	0	0	0	0.0	0	0	0	0	0	0	0.0
	Disposed Of	61	76	30	167	1,210	13.8	747	8	23	0	778	1,210	64.3
	End Pending	229	153	80	462	2,596	17.8	688	3	74	0	765	2,596	29.5
2nd WAYNE	New Filed	238	137	26	401	2,678	15.0	1,706	35	0	1	1,742	2,678	65.0
	Reinstated	0	0	0	0	3	0.0	0	0	0	0	0	3	0.0
	Disposed Of	187	99	29	315	2,777	11.3	1,969	32	0	1	2,002	2,777	72.1
	End Pending	340	242	54	636	5,488	11.6	3,672	41	17	2	3,732	5,488	68.0
2nd WHITE	New Filed	185	124	25	334	2,510	13.3	1,554	17	42	2	1,615	2,510	64.3
	Reinstated	0	1	0	1	6	16.7	0	0	0	0	0	6	0.0
	Disposed Of	180	102	13	295	2,417	12.2	1,545	21	39	21	1,626	2,417	67.3
	End Pending	167	106	20	293	6,673	4.4	5,426	68	61	0	5,555	6,673	83.2
2nd CIRCUIT TOTAL	New Filed	2,277	1,611	478	4,366	26,511	16.5	13,497	281	455	12	14,245	26,511	53.7
	Reinstated	0	1	0	1	38	2.6	0	0	0	0	0	38	0.0
	Disposed Of	2,374	1,695	491	4,560	25,948	17.6	13,831	277	416	41	14,565	25,948	56.1
	End Pending	3,149	2,441	803	6,393	51,034	12.5	20,439	386	750	68	21,643	51,034	42.4
3rd BOND	New Filed	156	59	11	226	4,245	5.3	3,409	20	9	1	3,439	4,245	81.0
	Reinstated	0	0	0	0	1	0.0	1	0	0	0	1	1	100.0
	Disposed Of	143	78	11	232	4,045	5.7	3,533	14	5	2	3,554	4,045	87.9
	End Pending	264	216	31	511	11,037	4.6	5,155	29	113	3	5,300	11,037	48.0
3rd MADISON	New Filed	3,930	4,884	793	9,607	50,061	19.2	25,334	64	3,170	14	28,582	50,061	57.1
	Reinstated	545	0	0	545	639	85.3	0	0	0	0	0	639	0.0
	Disposed Of	4,320	5,929	944	11,193	55,093	20.3	28,541	109	3,681	62	32,393	55,093	58.8
	End Pending	5,694	10,823	1,664	18,181	71,087	25.6	29,603	88	1,483	71	31,245	71,087	44.0
3rd CIRCUIT TOTAL	New Filed	4,086	4,943	804	9,833	54,306	18.1	28,743	84	3,179	15	32,021	54,306	59.0
	Reinstated	545	0	0	545	640	85.2	1	0	0	0	1	640	0.2
	Disposed Of	4,463	6,007	955	11,425	59,138	19.3	32,074	123	3,686	64	35,947	59,138	60.8
	End Pending	5,958	11,039	1,695	18,692	82,124	22.8	34,758	117	1,596	74	36,545	82,124	44.5
4th CHRISTIAN	New Filed	348	138	59	545	4,809	11.3	2,100	17	83	3	2,203	4,809	45.8
	Reinstated	0	0	0	0	23	0.0	0	0	0	0	0	23	0.0
	Disposed Of	348	145	51	544	4,726	11.5	2,117	29	57	9	2,212	4,726	46.8
	End Pending	594	225	93	912	5,858	15.6	2,045	14	100	4	2,163	5,858	36.9

\* TOTAL OF ALL CASES IN ALL CATEGORIES: CIVIL; DOMESTIC RELATIONS; CRIMINAL; QUASI-CRIMINAL; AND JUVENILE

# CRIMINAL AND QUASI-CRIMINAL CASELOAD

CIRCUIT / COUNTY		CRIMINAL						QUASI-CRIMINAL						
		FELONY	MISDEMEANOR	DUI	TOTAL CRIMINAL CASES	TOTAL ALL CASES *	CRIMINAL AS % OF ALL CASES	TRAFFIC	CONSERVATION CASES	ORDNANCE CASES	CIVIL LAW	TOTAL OF QUASI-CRIMINAL	TOTAL ALL CASES *	QUASI-CRIMINAL AS % OF ALL CASES
4th CLAY	New Filed	86	73	12	171	1,530	11.2	833	20	16	0	869	1,530	56.8
	Reinstated	0	0	0	0	0	0.0	0	0	0	0	0	0	0.0
	Disposed Of	96	65	16	177	1,467	12.1	852	26	12	2	892	1,467	60.8
	End Pending	103	77	19	199	946	21.0	279	3	5	0	287	946	30.3
4th CLINTON	New Filed	275	193	56	524	2,980	17.6	1,501	55	6	11	1,573	2,980	52.8
	Reinstated	0	0	0	0	0	0.0	0	0	0	0	0	0	0.0
	Disposed Of	198	196	62	456	2,785	16.4	1,452	67	1	11	1,531	2,785	55.0
	End Pending	254	199	48	501	3,768	13.3	1,341	24	12	2	1,379	3,768	36.6
4th EFFINGHAM	New Filed	479	317	96	892	5,162	17.3	2,957	7	67	11	3,042	5,162	58.9
	Reinstated	0	0	0	0	14	0.0	1	0	0	0	1	14	7.1
	Disposed Of	331	216	64	611	4,622	13.2	2,649	2	67	36	2,754	4,622	59.6
	End Pending	642	555	225	1,422	10,156	14.0	7,312	10	29	58	7,409	10,156	73.0
4th FAYETTE	New Filed	369	141	28	538	5,227	10.3	3,711	51	70	4	3,836	5,227	73.4
	Reinstated	0	0	0	0	0	0.0	0	0	0	0	0	0	0.0
	Disposed Of	275	148	54	477	6,088	7.8	4,725	51	56	10	4,842	6,088	79.5
	End Pending	667	358	115	1,140	5,485	20.8	2,731	59	62	11	2,863	5,485	52.2
4th JASPER	New Filed	75	77	34	186	1,093	17.0	544	34	41	0	619	1,093	56.6
	Reinstated	0	0	0	0	0	0.0	0	0	0	0	0	0	0.0
	Disposed Of	77	88	43	208	1,080	19.3	581	40	42	0	663	1,080	61.4
	End Pending	72	48	28	148	1,094	13.5	394	11	5	0	410	1,094	37.5
4th MARION	New Filed	392	181	68	641	6,218	10.3	3,251	82	535	2	3,870	6,218	62.2
	Reinstated	0	0	0	0	27	0.0	0	0	0	0	0	27	0.0
	Disposed Of	363	177	85	625	5,958	10.5	3,231	75	559	3	3,868	5,958	64.9
	End Pending	521	290	169	980	5,128	19.1	2,116	42	88	8	2,254	5,128	44.0
4th MONTGOMERY	New Filed	372	210	109	691	7,598	9.1	5,598	50	127	11	5,786	7,598	76.2
	Reinstated	0	0	0	0	2	0.0	0	0	0	0	0	2	0.0
	Disposed Of	278	333	95	706	7,011	10.1	5,171	57	123	19	5,370	7,011	76.6
	End Pending	692	362	131	1,185	8,980	13.2	5,748	22	48	39	5,857	8,980	65.2
4th SHELBY	New Filed	171	82	27	280	1,708	16.4	643	47	49	1	740	1,708	43.3
	Reinstated	0	0	0	0	0	0.0	0	0	0	0	0	0	0.0
	Disposed Of	116	102	20	238	1,473	16.2	539	47	44	23	653	1,473	44.3
	End Pending	212	116	42	370	1,722	21.5	462	15	77	8	562	1,722	32.6
4th CIRCUIT TOTAL	New Filed	2,567	1,412	489	4,468	36,325	12.3	21,138	363	994	43	22,538	36,325	62.0
	Reinstated	0	0	0	0	66	0.0	1	0	0	0	1	66	1.5
	Disposed Of	2,082	1,470	490	4,042	35,210	11.5	21,317	394	961	113	22,785	35,210	64.7
	End Pending	3,757	2,230	870	6,857	43,137	15.9	22,428	200	426	130	23,184	43,137	53.7

\* TOTAL OF ALL CASES IN ALL CATEGORIES: CIVIL; DOMESTIC RELATIONS; CRIMINAL; QUASI-CRIMINAL; AND JUVENILE

# CRIMINAL AND QUASI-CRIMINAL CASELOAD

CIRCUIT / COUNTY		CRIMINAL						QUASI-CRIMINAL						
		FELONY	MISDEMEANOR	DUI	TOTAL CRIMINAL CASES	TOTAL ALL CASES *	CRIMINAL AS % OF ALL CASES	TRAFFIC	CONSERVATION CASES	ORDNANCE CASES	CIVIL LAW	TOTAL OF QUASI-CRIMINAL	TOTAL ALL CASES *	QUASI-CRIMINAL AS % OF ALL CASES
5th CLARK	New Filed	80	174	37	291	1,861	15.6	1,037	7	33	0	1,077	1,861	57.9
	Reinstated	0	0	0	0	3	0.0	0	0	0	0	0	3	0.0
	Disposed Of	77	189	43	309	1,928	16.0	1,135	5	29	0	1,169	1,928	60.6
	End Pending	72	209	84	365	3,739	9.8	2,107	8	35	7	2,157	3,739	57.7
5th COLES	New Filed	636	537	146	1,319	7,354	17.9	3,400	17	201	3	3,621	7,354	49.2
	Reinstated	0	0	0	0	0	0.0	0	0	0	0	0	0	0.0
	Disposed Of	570	581	133	1,284	5,688	22.6	2,851	23	220	0	3,094	5,688	54.4
	End Pending	1,105	1,245	230	2,580	25,241	10.2	4,745	39	4,792	5	9,581	25,241	38.0
5th CUMBERLAND	New Filed	77	65	41	183	1,458	12.6	923	6	7	0	936	1,458	64.2
	Reinstated	0	0	0	0	0	0.0	0	0	0	0	0	0	0.0
	Disposed Of	75	53	32	160	1,203	13.3	814	5	2	0	821	1,203	68.2
	End Pending	99	75	58	232	5,140	4.5	2,510	9	28	1	2,548	5,140	49.6
5th EDGAR	New Filed	234	168	23	425	1,902	22.3	760	0	89	0	849	1,902	44.6
	Reinstated	0	0	0	0	1	0.0	0	0	0	0	0	1	0.0
	Disposed Of	220	159	23	402	1,656	24.3	776	6	176	0	958	1,656	57.9
	End Pending	446	267	85	798	4,970	16.1	1,108	4	42	0	1,154	4,970	23.2
5th VERMILION	New Filed	821	850	172	1,843	13,891	13.3	7,676	55	329	0	8,060	13,891	58.0
	Reinstated	3	1	0	4	177	2.3	166	3	4	0	173	177	97.7
	Disposed Of	695	1,123	130	1,948	12,223	15.9	7,810	30	259	1	8,100	12,223	66.3
	End Pending	1,598	1,547	441	3,586	33,116	10.8	9,698	100	414	26	10,238	33,116	30.9
5th CIRCUIT TOTAL	New Filed	1,848	1,794	419	4,061	26,466	15.3	13,796	85	659	3	14,543	26,466	54.9
	Reinstated	3	1	0	4	181	2.2	166	3	4	0	173	181	95.6
	Disposed Of	1,637	2,105	361	4,103	22,698	18.1	13,386	69	686	1	14,142	22,698	62.3
	End Pending	3,320	3,343	898	7,561	72,206	10.5	20,168	160	5,311	39	25,678	72,206	35.6
6th CHAMPAIGN	New Filed	1,621	612	376	2,609	20,619	12.7	11,391	10	279	8	11,688	20,619	56.7
	Reinstated	250	34	11	295	630	46.8	289	0	17	6	312	630	49.5
	Disposed Of	2,352	921	463	3,736	19,774	18.9	11,435	6	353	6	11,800	19,774	59.7
	End Pending	1,549	689	273	2,511	30,476	8.2	3,119	10	172	16	3,317	30,476	10.9
6th DEWITT	New Filed	98	126	20	244	1,929	12.6	1,025	81	10	7	1,123	1,929	58.2
	Reinstated	0	0	0	0	0	0.0	0	0	0	0	0	0	0.0
	Disposed Of	142	144	34	320	2,000	16.0	1,119	90	9	10	1,228	2,000	61.4
	End Pending	99	124	27	250	3,046	8.2	672	43	15	39	769	3,046	25.2
6th DOUGLAS	New Filed	210	99	78	387	2,769	14.0	1,814	2	38	3	1,857	2,769	67.1
	Reinstated	0	0	0	0	7	0.0	0	0	0	0	0	7	0.0
	Disposed Of	227	122	77	426	2,721	15.7	1,816	3	28	4	1,851	2,721	68.0
	End Pending	232	103	70	405	3,503	11.6	2,480	4	29	14	2,527	3,503	72.1

\* TOTAL OF ALL CASES IN ALL CATEGORIES: CIVIL; DOMESTIC RELATIONS; CRIMINAL; QUASI-CRIMINAL; AND JUVENILE

# CRIMINAL AND QUASI-CRIMINAL CASELOAD

CIRCUIT / COUNTY		CRIMINAL						QUASI-CRIMINAL						
		FELONY	MISDEMEANOR	DUI	TOTAL CRIMINAL CASES	TOTAL ALL CASES *	CRIMINAL AS % OF ALL CASES	TRAFFIC	CONSERVATION CASES	ORDINANCE CASES	CIVIL LAW	TOTAL OF QUASI-CRIMINAL	TOTAL ALL CASES *	QUASI-CRIMINAL AS % OF ALL CASES
6th MACON	New Filed	1,650	733	474	2,857	17,297	16.5	8,797	39	347	1	9,184	17,297	53.1
	Reinstated	1	0	0	1	6	16.7	0	0	0	0	0	6	0.0
	Disposed Of	1,500	637	492	2,629	15,035	17.5	7,582	40	319	0	7,941	15,035	52.8
	End Pending	1,728	887	350	2,965	18,272	16.2	6,426	6	316	27	6,775	18,272	37.1
6th MOULTRIE	New Filed	96	46	36	178	1,398	12.7	812	18	27	0	857	1,398	61.3
	Reinstated	0	0	0	0	6	0.0	0	0	0	0	0	6	0.0
	Disposed Of	68	52	47	167	1,331	12.5	845	20	18	0	883	1,331	66.3
	End Pending	99	75	49	223	1,196	18.6	459	4	17	0	480	1,196	40.1
6th PIATT	New Filed	90	39	39	168	1,476	11.4	793	5	16	5	819	1,476	55.5
	Reinstated	0	0	0	0	0	0.0	0	0	0	0	0	0	0.0
	Disposed Of	103	65	48	216	1,397	15.5	831	1	28	3	863	1,397	61.8
	End Pending	106	74	53	233	3,216	7.2	1,111	8	48	32	1,199	3,216	37.3
6th CIRCUIT TOTAL	New Filed	3,765	1,655	1,023	6,443	45,488	14.2	24,632	155	717	24	25,528	45,488	56.1
	Reinstated	251	34	11	296	649	45.6	289	0	17	6	312	649	48.1
	Disposed Of	4,392	1,941	1,161	7,494	42,258	17.7	23,628	160	755	23	24,566	42,258	58.1
	End Pending	3,813	1,952	822	6,587	59,709	11.0	14,267	75	597	128	15,067	59,709	25.2
7th GREENE	New Filed	127	115	27	269	1,910	14.1	1,088	17	15	0	1,120	1,910	58.6
	Reinstated	6	0	5	11	11	100.0	0	0	0	0	0	11	0.0
	Disposed Of	154	152	46	352	2,029	17.3	1,056	29	12	9	1,106	2,029	54.5
	End Pending	133	83	26	242	1,031	23.5	469	3	7	4	483	1,031	46.8
7th JERSEY	New Filed	333	243	141	717	5,533	13.0	3,752	38	199	2	3,991	5,533	72.1
	Reinstated	0	0	0	0	0	0.0	0	0	0	0	0	0	0.0
	Disposed Of	328	234	106	668	4,708	14.2	3,185	57	216	1	3,459	4,708	73.5
	End Pending	379	244	131	754	4,559	16.5	2,412	36	59	4	2,511	4,559	55.1
7th MACOUPIN	New Filed	435	309	121	865	8,019	10.8	5,266	23	254	0	5,543	8,019	69.1
	Reinstated	0	0	0	0	2	0.0	0	0	0	0	0	2	0.0
	Disposed Of	300	296	116	712	7,508	9.5	4,997	26	243	0	5,266	7,508	70.1
	End Pending	836	932	192	1,960	13,262	14.8	5,948	25	752	3	6,728	13,262	50.7
7th MORGAN	New Filed	203	216	55	474	3,318	14.3	1,452	14	47	0	1,513	3,318	45.6
	Reinstated	0	0	0	0	9	0.0	9	0	0	0	9	9	100.0
	Disposed Of	186	222	66	474	3,303	14.4	1,521	13	45	0	1,579	3,303	47.8
	End Pending	253	155	40	448	3,127	14.3	654	3	21	0	678	3,127	21.7
7th SANGAMON	New Filed	1,139	817	671	2,627	38,816	6.8	23,150	80	294	18	23,542	38,816	60.7
	Reinstated	0	0	0	0	0	0.0	0	0	0	0	0	0	0.0
	Disposed Of	2,253	1,492	1,269	5,014	60,072	8.3	35,943	60	389	40	36,432	60,072	60.6
	End Pending	2,122	2,348	1,343	5,813	78,234	7.4	27,187	224	902	55	28,368	78,234	36.3

\* TOTAL OF ALL CASES IN ALL CATEGORIES: CIVIL; DOMESTIC RELATIONS; CRIMINAL; QUASI-CRIMINAL; AND JUVENILE



# CRIMINAL AND QUASI-CRIMINAL CASELOAD

CIRCUIT / COUNTY		CRIMINAL						QUASI-CRIMINAL						
		FELONY	MISDEMEANOR	DUI	TOTAL CRIMINAL CASES	TOTAL ALL CASES *	CRIMINAL AS % OF ALL CASES	TRAFFIC	CONSERVATION CASES	ORDNANCE CASES	CIVIL LAW	TOTAL OF QUASI-CRIMINAL	TOTAL ALL CASES *	QUASI-CRIMINAL AS % OF ALL CASES
7th SCOTT	New Filed	25	17	5	47	844	5.6	608	10	1	4	623	844	73.8
	Reinstated	0	0	0	0	0	0.0	0	0	0	0	0	0	0.0
	Disposed Of	28	20	4	52	768	6.8	605	12	0	6	623	768	81.1
	End Pending	39	27	8	74	1,616	4.6	597	1	3	10	611	1,616	37.8
7th CIRCUIT TOTAL	New Filed	2,262	1,717	1,020	4,999	58,440	8.6	35,316	182	810	24	36,332	58,440	62.2
	Reinstated	6	0	5	11	22	50.0	9	0	0	0	9	22	40.9
	Disposed Of	3,249	2,416	1,607	7,272	78,388	9.3	47,307	197	905	56	48,465	78,388	61.8
	End Pending	3,762	3,789	1,740	9,291	101,829	9.1	37,267	292	1,744	76	39,379	101,829	38.7
8th ADAMS	New Filed	794	423	121	1,338	10,457	12.8	4,994	17	461	0	5,472	10,457	52.3
	Reinstated	0	0	0	0	20	0.0	0	0	0	0	0	20	0.0
	Disposed Of	1,046	488	119	1,653	11,182	14.8	5,661	33	658	1	6,353	11,182	56.8
	End Pending	935	460	133	1,528	7,128	21.4	2,112	6	77	6	2,201	7,128	30.9
8th BROWN	New Filed	33	29	8	70	1,003	7.0	712	10	3	0	725	1,003	72.3
	Reinstated	0	0	0	0	1	0.0	0	0	0	0	0	1	0.0
	Disposed Of	33	23	8	64	1,029	6.2	775	9	2	0	786	1,029	76.4
	End Pending	44	77	14	135	759	17.8	264	6	8	7	285	759	37.5
8th CALHOUN	New Filed	39	25	8	72	591	12.2	342	33	5	0	380	591	64.3
	Reinstated	0	0	0	0	0	0.0	0	0	0	0	0	0	0.0
	Disposed Of	33	23	11	67	567	11.8	334	48	5	1	388	567	68.4
	End Pending	34	26	7	67	493	13.6	239	13	4	1	257	493	52.1
8th CASS	New Filed	102	72	29	203	1,815	11.2	1,073	51	21	2	1,147	1,815	63.2
	Reinstated	0	0	0	0	8	0.0	0	0	0	0	0	8	0.0
	Disposed Of	138	78	20	236	1,914	12.3	1,120	47	11	5	1,183	1,914	61.8
	End Pending	205	115	56	376	1,888	19.9	940	39	21	7	1,007	1,888	53.3
8th MASON	New Filed	91	127	30	248	2,524	9.8	1,530	59	115	1	1,705	2,524	67.6
	Reinstated	0	0	0	0	0	0.0	0	0	0	0	0	0	0.0
	Disposed Of	101	151	42	294	2,590	11.4	1,609	67	111	3	1,790	2,590	69.1
	End Pending	112	157	43	312	3,894	8.0	1,861	37	68	11	1,977	3,894	50.8
8th MENARD	New Filed	59	38	26	123	862	14.3	369	10	3	0	382	862	44.3
	Reinstated	0	0	0	0	8	0.0	0	0	0	0	0	8	0.0
	Disposed Of	39	37	27	103	747	13.8	307	7	3	0	317	747	42.4
	End Pending	52	26	20	98	878	11.2	399	4	7	0	410	878	46.7
8th PIKE	New Filed	294	127	62	483	3,236	14.9	1,956	26	0	1	1,983	3,236	61.3
	Reinstated	0	0	0	0	0	0.0	0	0	0	0	0	0	0.0
	Disposed Of	266	106	57	429	3,036	14.1	1,912	55	0	7	1,974	3,036	65.0
	End Pending	335	353	96	784	6,387	12.3	3,179	96	30	34	3,339	6,387	52.3

\* TOTAL OF ALL CASES IN ALL CATEGORIES: CIVIL; DOMESTIC RELATIONS; CRIMINAL; QUASI-CRIMINAL; AND JUVENILE

# CRIMINAL AND QUASI-CRIMINAL CASELOAD

CIRCUIT / COUNTY		CRIMINAL						QUASI-CRIMINAL						
		FELONY	MISDEMEANOR	DUI	TOTAL CRIMINAL CASES	TOTAL ALL CASES *	CRIMINAL AS % OF ALL CASES	TRAFFIC	CONSERVATION CASES	ORDNANCE CASES	CIVIL LAW	TOTAL OF QUASI-CRIMINAL	TOTAL ALL CASES *	QUASI-CRIMINAL AS % OF ALL CASES
8th SCHUYLER	New Filed	42	39	14	95	1,181	8.0	791	11	12	2	816	1,181	69.1
	Reinstated	0	0	0	0	1	0.0	0	0	0	0	0	1	0.0
	Disposed Of	47	40	19	106	1,171	9.1	821	6	11	2	840	1,171	71.7
	End Pending	50	48	22	120	1,416	8.5	884	19	6	7	916	1,416	64.7
8th CIRCUIT TOTAL	New Filed	1,454	880	298	2,632	21,669	12.1	11,767	217	620	6	12,610	21,669	58.2
	Reinstated	0	0	0	0	38	0.0	0	0	0	0	0	38	0.0
	Disposed Of	1,703	946	303	2,952	22,236	13.3	12,539	272	801	19	13,631	22,236	61.3
	End Pending	1,767	1,262	391	3,420	22,843	15.0	9,878	220	221	73	10,392	22,843	45.5
9th FULTON	New Filed	346	308	99	753	5,158	14.6	2,768	57	221	15	3,061	5,158	59.3
	Reinstated	0	0	0	0	4	0.0	0	0	0	0	0	4	0.0
	Disposed Of	276	298	82	656	4,617	14.2	2,481	45	220	23	2,769	4,617	60.0
	End Pending	686	614	138	1,438	5,548	25.9	1,809	19	59	45	1,932	5,548	34.8
9th HANCOCK	New Filed	143	106	95	344	2,554	13.5	1,459	47	12	1	1,519	2,554	59.5
	Reinstated	0	0	0	0	0	0.0	0	0	0	0	0	0	0.0
	Disposed Of	128	105	50	283	2,399	11.8	1,332	31	4	1	1,368	2,399	57.0
	End Pending	169	239	124	532	3,125	17.0	1,629	23	44	0	1,696	3,125	54.3
9th HENDERSON	New Filed	79	29	88	196	2,822	6.9	2,384	15	8	0	2,407	2,822	85.3
	Reinstated	0	0	0	0	0	0.0	0	0	0	0	0	0	0.0
	Disposed Of	78	44	76	198	2,907	6.8	2,445	40	16	0	2,501	2,907	86.0
	End Pending	100	76	127	303	1,849	16.4	1,040	8	75	0	1,123	1,849	60.7
9th KNOX	New Filed	640	722	140	1,502	8,070	18.6	4,479	12	245	14	4,750	8,070	58.9
	Reinstated	0	0	0	0	0	0.0	0	0	0	0	0	0	0.0
	Disposed Of	843	696	158	1,697	8,518	19.9	4,302	21	215	8	4,546	8,518	53.4
	End Pending	1,214	986	214	2,414	10,565	22.8	5,213	4	73	21	5,311	10,565	50.3
9th MCDONOUGH	New Filed	230	260	91	581	3,852	15.1	1,851	17	276	2	2,146	3,852	55.7
	Reinstated	0	0	0	0	0	0.0	0	0	0	0	0	0	0.0
	Disposed Of	169	188	107	464	3,922	11.8	1,692	47	268	55	2,062	3,922	52.6
	End Pending	317	276	118	711	5,818	12.2	1,293	6	776	0	2,075	5,818	35.7
9th WARREN	New Filed	155	108	28	291	2,441	11.9	1,357	18	261	1	1,637	2,441	67.1
	Reinstated	0	0	0	0	3	0.0	0	0	0	0	0	3	0.0
	Disposed Of	123	98	43	264	2,387	11.1	1,388	18	248	1	1,655	2,387	69.3
	End Pending	249	160	86	495	2,735	18.1	1,302	8	40	2	1,352	2,735	49.4
9th CIRCUIT TOTAL	New Filed	1,593	1,533	541	3,667	24,897	14.7	14,298	166	1,023	33	15,520	24,897	62.3
	Reinstated	0	0	0	0	7	0.0	0	0	0	0	0	7	0.0
	Disposed Of	1,617	1,429	516	3,562	24,750	14.4	13,640	202	971	88	14,901	24,750	60.2
	End Pending	2,735	2,351	807	5,893	29,640	19.9	12,286	68	1,067	68	13,489	29,640	45.5

\* TOTAL OF ALL CASES IN ALL CATEGORIES: CIVIL; DOMESTIC RELATIONS; CRIMINAL; QUASI-CRIMINAL; AND JUVENILE

# CRIMINAL AND QUASI-CRIMINAL CASELOAD

CIRCUIT / COUNTY		CRIMINAL						QUASI-CRIMINAL						
		FELONY	MISDEMEANOR	DUI	TOTAL CRIMINAL CASES	TOTAL ALL CASES *	CRIMINAL AS % OF ALL CASES	TRAFFIC	CONSERVATION CASES	ORDNANCE CASES	CIVIL LAW	TOTAL OF QUASI-CRIMINAL	TOTAL ALL CASES *	QUASI-CRIMINAL AS % OF ALL CASES
10th MARSHALL	New Filed	52	71	17	140	922	15.2	330	13	15	0	358	922	38.8
	Reinstated	0	0	0	0	1	0.0	0	0	0	0	0	1	0.0
	Disposed Of	52	113	29	194	958	20.3	353	13	13	1	380	958	39.7
	End Pending	75	93	41	209	1,152	18.1	606	2	8	1	617	1,152	53.6
10th PEORIA	New Filed	844	1,108	390	2,342	25,128	9.3	13,547	43	567	0	14,157	25,128	56.3
	Reinstated	0	0	0	0	18	0.0	0	0	18	0	18	18	100.0
	Disposed Of	672	1,105	408	2,185	21,944	10.0	11,785	41	576	1	12,403	21,944	56.5
	End Pending	1,120	1,153	736	3,009	37,252	8.1	24,316	28	343	0	24,687	37,252	66.3
10th PUTNAM	New Filed	17	30	23	70	811	8.6	545	25	6	1	577	811	71.1
	Reinstated	0	0	0	0	0	0.0	0	0	0	0	0	0	0.0
	Disposed Of	14	37	18	69	822	8.4	599	27	5	1	632	822	76.9
	End Pending	26	60	26	112	867	12.9	279	15	5	1	300	867	34.6
10th STARK	New Filed	17	21	11	49	754	6.5	550	0	11	0	561	754	74.4
	Reinstated	0	0	0	0	3	0.0	0	0	0	0	0	3	0.0
	Disposed Of	29	26	15	70	732	9.6	520	0	11	0	531	732	72.5
	End Pending	39	23	21	83	702	11.8	392	1	0	0	393	702	56.0
10th TAZEWELL	New Filed	656	771	269	1,696	17,805	9.5	11,780	94	329	0	12,203	17,805	68.5
	Reinstated	11	55	0	66	295	22.4	221	0	3	0	224	295	75.9
	Disposed Of	616	838	296	1,750	17,066	10.3	11,540	91	333	0	11,964	17,066	70.1
	End Pending	730	544	475	1,749	14,883	11.8	5,007	41	120	0	5,168	14,883	34.7
10th CIRCUIT TOTAL	New Filed	1,586	2,001	710	4,297	45,420	9.5	26,752	175	928	1	27,856	45,420	61.3
	Reinstated	11	55	0	66	317	20.8	221	0	21	0	242	317	76.3
	Disposed Of	1,383	2,119	766	4,268	41,522	10.3	24,797	172	938	3	25,910	41,522	62.4
	End Pending	1,990	1,873	1,299	5,162	54,856	9.4	30,600	87	476	2	31,165	54,856	56.8
11th FORD	New Filed	82	58	36	176	1,428	12.3	748	1	33	1	783	1,428	54.8
	Reinstated	0	0	0	0	0	0.0	0	0	0	0	0	0	0.0
	Disposed Of	84	45	22	151	1,206	12.5	682	2	13	5	702	1,206	58.2
	End Pending	218	151	92	461	2,396	19.2	587	5	69	19	680	2,396	28.4
11th LIVINGSTON	New Filed	411	251	120	782	5,545	14.1	3,409	5	73	12	3,499	5,545	63.1
	Reinstated	2	0	0	2	3	66.7	0	0	0	0	0	3	0.0
	Disposed Of	480	261	115	856	5,335	16.0	3,331	9	58	11	3,409	5,335	63.9
	End Pending	463	247	136	846	7,172	11.8	4,413	0	453	6	4,872	7,172	67.9
11th LOGAN	New Filed	273	270	77	620	4,158	14.9	1,708	11	186	11	1,916	4,158	46.1
	Reinstated	0	0	0	0	1	0.0	1	0	0	0	1	1	100.0
	Disposed Of	197	235	85	517	3,824	13.5	1,655	6	172	14	1,847	3,824	48.3
	End Pending	377	487	102	966	6,555	14.7	3,276	10	56	7	3,349	6,555	51.1

\* TOTAL OF ALL CASES IN ALL CATEGORIES: CIVIL; DOMESTIC RELATIONS; CRIMINAL; QUASI-CRIMINAL; AND JUVENILE

# CRIMINAL AND QUASI-CRIMINAL CASELOAD

CIRCUIT / COUNTY		CRIMINAL						QUASI-CRIMINAL						
		FELONY	MISDEMEANOR	DUI	TOTAL CRIMINAL CASES	TOTAL ALL CASES *	CRIMINAL AS % OF ALL CASES	TRAFFIC	CONSERVATION CASES	ORDNANCE CASES	CIVIL LAW	TOTAL OF QUASI-CRIMINAL	TOTAL ALL CASES *	QUASI-CRIMINAL AS % OF ALL CASES
11th MCLEAN	New Filed	1,375	1,357	777	3,509	28,753	12.2	18,646	13	364	22	19,045	28,753	66.2
	Reinstated	125	178	50	353	736	48.0	272	0	8	0	280	736	38.0
	Disposed Of	1,727	1,407	826	3,960	29,002	13.7	18,750	26	532	21	19,329	29,002	66.6
	End Pending	1,198	866	683	2,747	15,270	18.0	7,457	0	-20	3	7,440	15,270	48.7
11th WOODFORD	New Filed	201	132	76	409	3,001	13.6	1,665	7	21	10	1,703	3,001	56.7
	Reinstated	0	0	0	0	19	0.0	0	0	0	0	0	19	0.0
	Disposed Of	210	126	71	407	2,880	14.1	1,672	8	11	10	1,701	2,880	59.1
	End Pending	207	196	77	480	6,550	7.3	3,172	31	31	9	3,243	6,550	49.5
11th CIRCUIT TOTAL	New Filed	2,342	2,068	1,086	5,496	42,885	12.8	26,176	37	677	56	26,946	42,885	62.8
	Reinstated	127	178	50	355	759	46.8	273	0	8	0	281	759	37.0
	Disposed Of	2,698	2,074	1,119	5,891	42,247	13.9	26,090	51	786	61	26,988	42,247	63.9
	End Pending	2,463	1,947	1,090	5,500	37,943	14.5	18,905	46	589	44	19,584	37,943	51.6
12th WILL	New Filed	1,913	2,181	1,172	5,266	106,375	5.0	75,847	85	2,022	24	77,978	106,375	73.3
	Reinstated	50	33	3	86	3,601	2.4	2,774	0	89	2	2,865	3,601	79.6
	Disposed Of	1,981	2,432	1,234	5,647	111,324	5.1	79,077	80	2,170	38	81,365	111,324	73.1
	End Pending	4,414	3,548	3,847	11,809	95,657	12.3	62,986	26	4,421	10	67,443	95,657	70.5
12th CIRCUIT TOTAL	New Filed	1,913	2,181	1,172	5,266	106,375	5.0	75,847	85	2,022	24	77,978	106,375	73.3
	Reinstated	50	33	3	86	3,601	2.4	2,774	0	89	2	2,865	3,601	79.6
	Disposed Of	1,981	2,432	1,234	5,647	111,324	5.1	79,077	80	2,170	38	81,365	111,324	73.1
	End Pending	4,414	3,548	3,847	11,809	95,657	12.3	62,986	26	4,421	10	67,443	95,657	70.5
13th BUREAU	New Filed	81	235	93	409	3,782	10.8	2,138	94	50	11	2,293	3,782	60.6
	Reinstated	0	0	0	0	0	0.0	0	0	0	0	0	0	0.0
	Disposed Of	98	215	70	383	3,346	11.4	1,950	89	41	18	2,098	3,346	62.7
	End Pending	76	269	99	444	5,019	8.8	2,711	24	47	4	2,786	5,019	55.5
13th GRUNDY	New Filed	310	240	307	857	8,224	10.4	4,897	35	199	0	5,131	8,224	62.4
	Reinstated	0	0	0	0	35	0.0	0	0	0	0	0	35	0.0
	Disposed Of	245	245	243	733	7,939	9.2	4,828	38	216	0	5,082	7,939	64.0
	End Pending	428	240	301	969	4,869	19.9	2,001	5	41	2	2,049	4,869	42.1
13th LASALLE	New Filed	453	708	434	1,595	17,818	9.0	11,247	279	649	39	12,214	17,818	68.5
	Reinstated	74	48	16	138	594	23.2	336	0	16	0	352	594	59.3
	Disposed Of	526	814	449	1,789	18,393	9.7	11,352	299	634	36	12,321	18,393	67.0
	End Pending	488	401	367	1,256	12,355	10.2	8,076	27	99	9	8,211	12,355	66.5
13th CIRCUIT TOTAL	New Filed	844	1,183	834	2,861	29,824	9.6	18,282	408	898	50	19,638	29,824	65.8
	Reinstated	74	48	16	138	629	21.9	336	0	16	0	352	629	56.0
	Disposed Of	869	1,274	762	2,905	29,678	9.8	18,130	426	891	54	19,501	29,678	65.7
	End Pending	992	910	767	2,669	22,243	12.0	12,788	56	187	15	13,046	22,243	58.7

\* TOTAL OF ALL CASES IN ALL CATEGORIES: CIVIL; DOMESTIC RELATIONS; CRIMINAL; QUASI-CRIMINAL; AND JUVENILE

# CRIMINAL AND QUASI-CRIMINAL CASELOAD

CIRCUIT / COUNTY		CRIMINAL						QUASI-CRIMINAL						
		FELONY	MISDEMEANOR	DUI	TOTAL CRIMINAL CASES	TOTAL ALL CASES *	CRIMINAL AS % OF ALL CASES	TRAFFIC	CONSERVATION CASES	ORDNANCE CASES	CIVIL LAW	TOTAL OF QUASI-CRIMINAL	TOTAL ALL CASES *	QUASI-CRIMINAL AS % OF ALL CASES
14th HENRY	New Filed	503	267	115	885	6,927	12.8	4,388	10	90	31	4,519	6,927	65.2
	Reinstated	0	0	0	0	3	0.0	0	0	0	0	0	3	0.0
	Disposed Of	479	468	147	1,094	7,087	15.4	4,478	12	104	33	4,627	7,087	65.3
	End Pending	750	533	292	1,575	12,005	13.1	7,830	6	63	43	7,942	12,005	66.2
14th MERCER	New Filed	102	43	36	181	1,198	15.1	455	30	95	7	587	1,198	49.0
	Reinstated	0	0	0	0	0	0.0	0	0	0	0	0	0	0.0
	Disposed Of	82	37	27	146	905	16.1	449	32	64	5	550	905	60.8
	End Pending	142	78	28	248	1,639	15.1	193	4	113	3	313	1,639	19.1
14th ROCK ISLAND	New Filed	1,111	798	467	2,376	22,535	10.5	13,399	50	226	34	13,709	22,535	60.8
	Reinstated	0	0	0	0	4	0.0	0	0	0	0	0	4	0.0
	Disposed Of	1,040	768	470	2,278	20,426	11.2	12,100	52	126	33	12,311	20,426	60.3
	End Pending	1,477	2,282	851	4,610	40,124	11.5	24,366	82	2,017	22	26,487	40,124	66.0
14th WHITESIDE	New Filed	393	246	203	842	10,446	8.1	6,699	30	153	13	6,895	10,446	66.0
	Reinstated	0	0	0	0	4	0.0	1	0	0	0	1	4	25.0
	Disposed Of	337	230	151	718	9,923	7.2	6,312	27	148	11	6,498	9,923	65.5
	End Pending	860	511	291	1,662	9,838	16.9	5,888	30	125	11	6,054	9,838	61.5
14th CIRCUIT TOTAL	New Filed	2,109	1,354	821	4,284	41,106	10.4	24,941	120	564	85	25,710	41,106	62.5
	Reinstated	0	0	0	0	11	0.0	1	0	0	0	1	11	9.1
	Disposed Of	1,938	1,503	795	4,236	38,341	11.0	23,339	123	442	82	23,986	38,341	62.6
	End Pending	3,229	3,404	1,462	8,095	63,606	12.7	38,277	122	2,318	79	40,796	63,606	64.1
15th CARROLL	New Filed	123	169	45	337	2,152	15.7	1,276	22	32	4	1,334	2,152	62.0
	Reinstated	0	0	0	0	0	0.0	0	0	0	0	0	0	0.0
	Disposed Of	112	173	57	342	1,987	17.2	1,274	20	16	2	1,312	1,987	66.0
	End Pending	162	326	62	550	2,545	21.6	1,088	89	40	7	1,224	2,545	48.1
15th JO DAVIESS	New Filed	171	173	132	476	3,577	13.3	2,269	43	128	5	2,445	3,577	68.4
	Reinstated	0	0	0	0	0	0.0	0	0	0	0	0	0	0.0
	Disposed Of	204	168	124	496	3,642	13.6	2,308	56	161	6	2,531	3,642	69.5
	End Pending	111	150	82	343	3,023	11.3	2,068	7	45	1	2,121	3,023	70.2
15th LEE	New Filed	227	159	153	539	5,715	9.4	3,583	18	193	5	3,799	5,715	66.5
	Reinstated	0	0	0	0	3	0.0	0	0	2	0	2	3	66.7
	Disposed Of	279	155	156	590	5,497	10.7	3,760	26	201	5	3,992	5,497	72.6
	End Pending	415	365	162	942	7,491	12.6	4,226	23	49	4	4,302	7,491	57.4
15th OGLE	New Filed	260	210	172	642	7,968	8.1	5,850	33	21	19	5,923	7,968	74.3
	Reinstated	0	0	0	0	1	0.0	0	0	0	0	0	1	0.0
	Disposed Of	318	254	181	753	8,121	9.3	5,790	42	23	32	5,887	8,121	72.5
	End Pending	366	739	279	1,384	11,056	12.5	8,044	65	107	17	8,233	11,056	74.5

\* TOTAL OF ALL CASES IN ALL CATEGORIES: CIVIL; DOMESTIC RELATIONS; CRIMINAL; QUASI-CRIMINAL; AND JUVENILE

# CRIMINAL AND QUASI-CRIMINAL CASELOAD

CIRCUIT / COUNTY		CRIMINAL						QUASI-CRIMINAL						
		FELONY	MISDEMEANOR	DUI	TOTAL CRIMINAL CASES	TOTAL ALL CASES *	CRIMINAL AS % OF ALL CASES	TRAFFIC	CONSERVATION CASES	ORDNANCE CASES	CIVIL LAW	TOTAL OF QUASI-CRIMINAL	TOTAL ALL CASES *	QUASI-CRIMINAL AS % OF ALL CASES
15th STEPHENSON	New Filed	319	873	131	1,323	8,023	16.5	4,889	46	274	2	5,211	8,023	65.0
	Reinstated	0	0	0	0	2	0.0	0	0	0	0	0	2	0.0
	Disposed Of	248	901	126	1,275	8,516	15.0	5,375	30	327	1	5,733	8,516	67.3
	End Pending	414	725	179	1,318	6,613	19.9	3,924	28	105	1	4,058	6,613	61.4
15th CIRCUIT TOTAL	New Filed	1,100	1,584	633	3,317	27,435	12.1	17,867	162	648	35	18,712	27,435	68.2
	Reinstated	0	0	0	0	6	0.0	0	0	2	0	2	6	33.3
	Disposed Of	1,161	1,651	644	3,456	27,763	12.4	18,507	174	728	46	19,455	27,763	70.1
	End Pending	1,468	2,305	764	4,537	30,728	14.8	19,350	212	346	30	19,938	30,728	64.9
16th KANE	New Filed	2,223	2,380	1,324	5,927	57,994	10.2	36,383	55	1,324	6	37,768	57,994	65.1
	Reinstated	10	7	0	17	112	15.2	83	0	0	0	83	112	74.1
	Disposed Of	2,846	3,119	2,136	8,101	57,844	14.0	37,181	698	1,262	20	39,161	57,844	67.7
	End Pending	4,199	3,852	2,157	10,208	102,422	10.0	71,055	69	1,176	36	72,336	102,422	70.6
16th CIRCUIT TOTAL	New Filed	2,223	2,380	1,324	5,927	57,994	10.2	36,383	55	1,324	6	37,768	57,994	65.1
	Reinstated	10	7	0	17	112	15.2	83	0	0	0	83	112	74.1
	Disposed Of	2,846	3,119	2,136	8,101	57,844	14.0	37,181	698	1,262	20	39,161	57,844	67.7
	End Pending	4,199	3,852	2,157	10,208	102,422	10.0	71,055	69	1,176	36	72,336	102,422	70.6
17th BOONE	New Filed	333	232	250	815	7,316	11.1	4,596	21	180	21	4,818	7,316	65.9
	Reinstated	0	0	0	0	3	0.0	0	0	0	0	0	3	0.0
	Disposed Of	349	247	202	798	7,913	10.1	5,140	22	175	21	5,358	7,913	67.7
	End Pending	499	809	449	1,757	12,754	13.8	9,880	0	45	2	9,927	12,754	77.8
17th WINNEBAGO	New Filed	2,543	2,734	1,043	6,320	49,259	12.8	29,104	168	441	93	29,806	49,259	60.5
	Reinstated	5	1	1	7	135	5.2	2	0	0	0	2	135	1.5
	Disposed Of	2,705	2,802	994	6,501	50,527	12.9	30,488	184	426	129	31,227	50,527	61.8
	End Pending	3,709	7,481	1,912	13,102	69,536	18.8	35,848	189	477	71	36,585	69,536	52.6
17th CIRCUIT TOTAL	New Filed	2,876	2,966	1,293	7,135	56,575	12.6	33,700	189	621	114	34,624	56,575	61.2
	Reinstated	5	1	1	7	138	5.1	2	0	0	0	2	138	1.4
	Disposed Of	3,054	3,049	1,196	7,299	58,440	12.5	35,628	206	601	150	36,585	58,440	62.6
	End Pending	4,208	8,290	2,361	14,859	82,290	18.1	45,728	189	522	73	46,512	82,290	56.5
18th DUPAGE	New Filed	2,317	3,375	4,275	9,967	129,010	7.7	93,732	23	2,972	53	96,780	129,010	75.0
	Reinstated	970	1,293	669	2,932	12,594	23.3	8,898	4	146	0	9,048	12,594	71.8
	Disposed Of	3,623	5,210	5,063	13,896	156,719	8.9	116,183	34	3,656	69	119,942	156,719	76.5
	End Pending	3,140	2,827	4,743	10,710	59,190	18.1	30,919	44	2,439	18	33,420	59,190	56.5
18th CIRCUIT TOTAL	New Filed	2,317	3,375	4,275	9,967	129,010	7.7	93,732	23	2,972	53	96,780	129,010	75.0
	Reinstated	970	1,293	669	2,932	12,594	23.3	8,898	4	146	0	9,048	12,594	71.8
	Disposed Of	3,623	5,210	5,063	13,896	156,719	8.9	116,183	34	3,656	69	119,942	156,719	76.5
	End Pending	3,140	2,827	4,743	10,710	59,190	18.1	30,919	44	2,439	18	33,420	59,190	56.5

\* TOTAL OF ALL CASES IN ALL CATEGORIES: CIVIL; DOMESTIC RELATIONS; CRIMINAL; QUASI-CRIMINAL; AND JUVENILE

# CRIMINAL AND QUASI-CRIMINAL CASELOAD

CIRCUIT / COUNTY		CRIMINAL						QUASI-CRIMINAL						
		FELONY	MISDEMEANOR	DUI	TOTAL CRIMINAL CASES	TOTAL ALL CASES *	CRIMINAL AS % OF ALL CASES	TRAFFIC	CONSERVATION CASES	ORDINANCE CASES	CIVIL LAW	TOTAL OF QUASI-CRIMINAL	TOTAL ALL CASES *	QUASI-CRIMINAL AS % OF ALL CASES
19th LAKE	New Filed	1,918	2,286	1,911	6,115	83,598	7.3	57,910	190	1,382	17	59,499	83,598	71.2
	Reinstated	268	303	89	660	3,735	17.7	2,022	2	23	2	2,049	3,735	54.9
	Disposed Of	2,253	2,823	1,860	6,936	89,355	7.8	61,955	241	1,487	22	63,705	89,355	71.3
	End Pending	1,931	1,725	1,952	5,608	37,937	14.8	18,136	57	605	22	18,820	37,937	49.6
19th CIRCUIT TOTAL	New Filed	1,918	2,286	1,911	6,115	83,598	7.3	57,910	190	1,382	17	59,499	83,598	71.2
	Reinstated	268	303	89	660	3,735	17.7	2,022	2	23	2	2,049	3,735	54.9
	Disposed Of	2,253	2,823	1,860	6,936	89,355	7.8	61,955	241	1,487	22	63,705	89,355	71.3
	End Pending	1,931	1,725	1,952	5,608	37,937	14.8	18,136	57	605	22	18,820	37,937	49.6
20th MONROE	New Filed	282	232	98	612	4,545	13.5	2,920	8	104	0	3,032	4,545	66.7
	Reinstated	1	1	0	2	13	15.4	0	0	0	0	0	13	0.0
	Disposed Of	284	228	119	631	5,194	12.1	3,539	17	160	3	3,719	5,194	71.6
	End Pending	372	269	111	752	3,748	20.1	2,190	2	62	1	2,255	3,748	60.2
20th PERRY	New Filed	105	89	45	239	2,047	11.7	957	63	230	0	1,250	2,047	61.1
	Reinstated	0	0	0	0	1	0.0	0	0	0	0	0	1	0.0
	Disposed Of	94	75	42	211	1,741	12.1	939	41	210	0	1,190	1,741	68.4
	End Pending	152	80	47	279	3,786	7.4	959	65	140	1	1,165	3,786	30.8
20th RANDOLPH	New Filed	284	182	52	518	2,978	17.4	1,196	36	78	0	1,310	2,978	44.0
	Reinstated	0	0	0	0	6	0.0	0	0	0	0	0	6	0.0
	Disposed Of	262	180	46	488	2,578	18.9	1,144	54	74	0	1,272	2,578	49.3
	End Pending	293	149	56	498	3,198	15.6	789	14	87	0	890	3,198	27.8
20th ST. CLAIR	New Filed	2,036	3,302	580	5,918	40,609	14.6	20,778	74	3,676	10	24,538	40,609	60.4
	Reinstated	213	1	1	215	248	86.7	3	0	0	0	3	248	1.2
	Disposed Of	1,815	3,168	708	5,691	45,074	12.6	25,721	88	4,731	29	30,569	45,074	67.8
	End Pending	2,402	17,648	2,129	22,179	122,138	18.2	79,304	138	9,731	86	89,259	122,138	73.1
20th WASHINGTON	New Filed	127	107	32	266	1,627	16.3	920	11	14	2	947	1,627	58.2
	Reinstated	0	0	0	0	9	0.0	0	0	0	0	0	9	0.0
	Disposed Of	159	147	30	336	1,615	20.8	909	16	15	2	942	1,615	58.3
	End Pending	132	90	41	263	3,143	8.4	1,788	12	10	5	1,815	3,143	57.7
20th CIRCUIT TOTAL	New Filed	2,834	3,912	807	7,553	51,806	14.6	26,771	192	4,102	12	31,077	51,806	60.0
	Reinstated	214	2	1	217	277	78.3	3	0	0	0	3	277	1.1
	Disposed Of	2,614	3,798	945	7,357	56,202	13.1	32,252	216	5,190	34	37,692	56,202	67.1
	End Pending	3,351	18,236	2,384	23,971	136,013	17.6	85,030	231	10,030	93	95,384	136,013	70.1
21st IROQUOIS	New Filed	133	187	60	380	4,566	8.3	3,135	31	91	3	3,260	4,566	71.4
	Reinstated	0	0	0	0	1	0.0	0	0	0	0	0	1	0.0
	Disposed Of	128	162	52	342	4,215	8.1	3,024	29	84	3	3,140	4,215	74.5
	End Pending	275	547	208	1,030	11,315	9.1	8,261	66	191	33	8,551	11,315	75.6

\* TOTAL OF ALL CASES IN ALL CATEGORIES: CIVIL; DOMESTIC RELATIONS; CRIMINAL; QUASI-CRIMINAL; AND JUVENILE

# CRIMINAL AND QUASI-CRIMINAL CASELOAD

CIRCUIT / COUNTY		CRIMINAL						QUASI-CRIMINAL						
		FELONY	MISDEMEANOR	DUI	TOTAL CRIMINAL CASES	TOTAL ALL CASES *	CRIMINAL AS % OF ALL CASES	TRAFFIC	CONSERVATION CASES	ORDINANCE CASES	CIVIL LAW	TOTAL OF QUASI-CRIMINAL	TOTAL ALL CASES *	QUASI-CRIMINAL AS % OF ALL CASES
21st KANKAKEE	New Filed	642	561	567	1,770	19,956	8.9	12,249	45	1,201	4	13,499	19,956	67.6
	Reinstated	0	0	0	0	0	0.0	0	0	0	0	0	0	0.0
	Disposed Of	329	245	90	664	12,006	5.5	7,803	15	438	0	8,256	12,006	68.8
	End Pending	2,237	1,976	2,395	6,608	32,254	20.5	15,381	94	1,328	43	16,846	32,254	52.2
21st CIRCUIT TOTAL	New Filed	775	748	627	2,150	24,522	8.8	15,384	76	1,292	7	16,759	24,522	68.3
	Reinstated	0	0	0	0	1	0.0	0	0	0	0	0	1	0.0
	Disposed Of	457	407	142	1,006	16,221	6.2	10,827	44	522	3	11,396	16,221	70.3
	End Pending	2,512	2,523	2,603	7,638	43,569	17.5	23,642	160	1,519	76	25,397	43,569	58.3
22nd MCHENRY	New Filed	1,056	1,236	833	3,125	41,509	7.5	28,650	144	1,516	26	30,336	41,509	73.1
	Reinstated	79	61	19	159	1,628	9.8	1,048	0	6	2	1,056	1,628	64.9
	Disposed Of	1,003	1,383	871	3,257	44,990	7.2	30,897	170	1,541	46	32,654	44,990	72.6
	End Pending	1,272	1,403	836	3,511	16,864	20.8	8,243	16	514	14	8,787	16,864	52.1
22nd CIRCUIT TOTAL	New Filed	1,056	1,236	833	3,125	41,509	7.5	28,650	144	1,516	26	30,336	41,509	73.1
	Reinstated	79	61	19	159	1,628	9.8	1,048	0	6	2	1,056	1,628	64.9
	Disposed Of	1,003	1,383	871	3,257	44,990	7.2	30,897	170	1,541	46	32,654	44,990	72.6
	End Pending	1,272	1,403	836	3,511	16,864	20.8	8,243	16	514	14	8,787	16,864	52.1
23rd DEKALB	New Filed	602	1,023	299	1,924	11,093	17.3	6,041	42	1	2	6,086	11,093	54.9
	Reinstated	8	4	2	14	592	2.4	369	4	116	0	489	592	82.6
	Disposed Of	853	1,312	322	2,487	14,594	17.0	8,061	53	570	10	8,694	14,594	59.6
	End Pending	1,317	1,820	592	3,729	12,665	29.4	7,023	23	14	37	7,097	12,665	56.0
23rd KENDALL	New Filed	401	537	235	1,173	9,857	11.9	5,098	14	26	14	5,152	9,857	52.3
	Reinstated	0	0	0	0	181	0.0	0	0	1	0	1	181	0.6
	Disposed Of	269	523	190	982	9,854	10.0	4,842	14	23	14	4,893	9,854	49.7
	End Pending	808	983	356	2,147	9,104	23.6	3,678	2	12	16	3,708	9,104	40.7
23rd CIRCUIT TOTAL	New Filed	1,003	1,560	534	3,097	20,950	14.8	11,139	56	27	16	11,238	20,950	53.6
	Reinstated	8	4	2	14	773	1.8	369	4	117	0	490	773	63.4
	Disposed Of	1,122	1,835	512	3,469	24,448	14.2	12,903	67	593	24	13,587	24,448	55.6
	End Pending	2,125	2,803	948	5,876	21,769	27.0	10,701	25	26	53	10,805	21,769	49.6
DOWNSATE TOTAL	New Filed	47,060	46,128	22,465	115,653	1,111,901	10.4	701,276	3,751	28,812	713	734,552	1,111,901	66.1
	Reinstated	2,622	2,021	866	5,509	26,289	21.0	16,496	13	449	12	16,970	26,289	64.6
	Disposed Of	50,496	52,203	24,456	127,155	1,166,081	10.9	751,987	4,810	31,407	1,132	789,336	1,166,081	67.7
	End Pending	70,187	86,868	36,241	193,296	1,408,419	13.7	760,529	3,326	37,889	1,289	803,033	1,408,419	57.0
COOK	New Filed	22,368	56,613	5,997	84,978	522,927	16.3	245,456	272	463	291	246,482	522,927	47.1
	Reinstated	0	0	0	0	15,453	0.0	0	0	0	0	0	15,453	0.0
	Disposed Of	24,516	56,149	5,569	86,234	462,760	18.6	172,995	274	374	0	173,643	462,760	37.5
	End Pending	27,178	202,702	19,392	249,272	1,880,868	13.3	1,077,516	5,330	89,136	19,203	1,191,185	1,880,868	63.3
STATE TOTAL	New Filed	69,428	102,741	28,462	200,631	1,634,828	12.3	946,732	4,023	29,275	1,004	981,034	1,634,828	60.0
	Reinstated	2,622	2,021	866	5,509	41,742	13.2	16,496	13	449	12	16,970	41,742	40.7
	Disposed Of	75,012	108,352	30,025	213,389	1,628,841	13.1	924,982	5,084	31,781	1,132	962,979	1,628,841	59.1
	End Pending	97,365	289,570	55,633	442,568	3,289,287	13.5	1,838,045	8,656	127,025	20,492	1,994,218	3,289,287	60.6

\* TOTAL OF ALL CASES IN ALL CATEGORIES: CIVIL; DOMESTIC RELATIONS; CRIMINAL; QUASI-CRIMINAL; AND JUVENILE



# JUVENILE CASELOAD STATISTICS BY COUNTY

## CIRCUIT COURTS - CALENDAR YEAR 2021

CIRCUIT / COUNTY		ABUSE & NEGLECT	DELINQUENT	OTHER **	TOTAL JUVENILE	TOTAL ALL CASES *	JUVENILE AS % OF ALL CASES
1st ALEXANDER	New Filed	23	6	1	30	3,002	1.0
	Reinstated	0	0	0	0	1	0.0
	Disposed Of	0	0	1	1	2,477	0.0
	End Pending	110	78	259	447	38,363	1.2
1st JACKSON	New Filed	97	47	1	145	7,826	1.9
	Reinstated	0	0	0	0	50	0.0
	Disposed Of	39	42	2	83	7,362	1.1
	End Pending	153	41	7	201	4,418	4.5
1st JOHNSON	New Filed	41	3	0	44	3,632	1.2
	Reinstated	0	0	0	0	0	0.0
	Disposed Of	23	5	0	28	3,582	0.8
	End Pending	78	6	0	84	8,848	0.9
1st MASSAC	New Filed	42	4	1	47	7,116	0.7
	Reinstated	0	0	0	0	0	0.0
	Disposed Of	36	10	0	46	7,046	0.7
	End Pending	136	45	10	191	6,655	2.9
1st POPE	New Filed	11	4	0	15	839	1.8
	Reinstated	0	0	0	0	0	0.0
	Disposed Of	9	11	0	20	953	2.1
	End Pending	29	17	0	46	682	6.7
1st PULASKI	New Filed	3	10	0	13	12,119	0.1
	Reinstated	0	0	0	0	0	0.0
	Disposed Of	0	0	0	0	14,840	0.0
	End Pending	148	204	55	407	62,901	0.6
1st SALINE	New Filed	46	12	2	60	4,186	1.4
	Reinstated	0	0	0	0	2	0.0
	Disposed Of	59	16	3	78	4,522	1.7
	End Pending	131	13	4	148	5,944	2.5
1st UNION	New Filed	55	16	0	71	3,336	2.1
	Reinstated	0	0	0	0	0	0.0
	Disposed Of	46	31	17	94	4,212	2.2
	End Pending	115	6	0	121	2,018	6.0
1st WILLIAMSON	New Filed	106	23	23	152	16,734	0.9
	Reinstated	0	0	0	0	14	0.0
	Disposed Of	92	12	15	119	15,367	0.8
	End Pending	198	20	24	242	10,981	2.2

\* TOTAL OF ALL CASES IN ALL CATEGORIES: CIVIL; DOMESTIC RELATIONS; CRIMINAL; QUASI-CRIMINAL; AND JUVENILE

\*\* INCLUDES ADDICTED MINORS, MINORS REQUIRING AUTHORITATIVE INTERVENTION, AND TRUANTS.

# JUVENILE CASELOAD

CIRCUIT / COUNTY		ABUSE & NEGLECT	DELINQUENT	OTHER **	TOTAL JUVENILE	TOTAL ALL CASES *	JUVENILE AS % OF ALL CASES
1st CIRCUIT	New Filed	424	125	28	577	58,790	1.0
	Reinstated	0	0	0	0	67	0.0
TOTAL	Disposed Of	304	127	38	469	60,361	0.8
	End Pending	1,098	430	359	1,887	140,810	1.3
2nd CRAWFORD	New Filed	22	38	0	60	2,454	2.4
	Reinstated	0	0	0	0	4	0.0
	Disposed Of	12	32	0	44	2,181	2.0
	End Pending	85	159	2	246	3,541	6.9
2nd EDWARDS	New Filed	5	3	0	8	793	1.0
	Reinstated	0	0	0	0	0	0.0
	Disposed Of	5	3	0	8	778	1.0
	End Pending	9	7	0	16	625	2.6
2nd FRANKLIN	New Filed	55	29	2	86	5,788	1.5
	Reinstated	0	0	0	0	1	0.0
	Disposed Of	80	76	4	160	4,814	3.3
	End Pending	162	65	17	244	14,273	1.7
2nd GALLATIN	New Filed	5	4	0	9	1,208	0.7
	Reinstated	0	0	0	0	0	0.0
	Disposed Of	2	2	0	4	1,129	0.4
	End Pending	40	28	0	68	1,559	4.4
2nd HAMILTON	New Filed	3	4	0	7	1,059	0.7
	Reinstated	0	0	0	0	0	0.0
	Disposed Of	9	6	0	15	962	1.6
	End Pending	13	16	0	29	796	3.6
2nd HARDIN	New Filed	8	0	0	8	635	1.3
	Reinstated	0	0	0	0	0	0.0
	Disposed Of	5	0	0	5	566	0.9
	End Pending	10	7	0	17	775	2.2
2nd JEFFERSON	New Filed	86	59	19	164	4,578	3.6
	Reinstated	0	0	0	0	24	0.0
	Disposed Of	93	44	16	153	4,585	3.3
	End Pending	376	208	74	658	10,770	6.1
2nd LAWRENCE	New Filed	8	15	0	23	1,426	1.6
	Reinstated	0	0	0	0	0	0.0
	Disposed Of	0	1	0	1	2,153	0.0
	End Pending	155	67	0	222	2,328	9.5

\* TOTAL OF ALL CASES IN ALL CATEGORIES: CIVIL; DOMESTIC RELATIONS; CRIMINAL; QUASI-CRIMINAL; AND JUVENILE

\*\* INCLUDES ADDICTED MINORS, MINORS REQUIRING AUTHORITATIVE INTERVENTION, AND TRUANTS.

# JUVENILE CASELOAD

CIRCUIT / COUNTY		ABUSE & NEGLECT	DELINQUENT	OTHER **	TOTAL JUVENILE	TOTAL ALL CASES *	JUVENILE AS % OF ALL CASES
2nd RICHLAND	New Filed	26	25	0	51	2,027	2.5
	Reinstated	0	0	0	0	0	0.0
	Disposed Of	29	26	0	55	2,376	2.3
	End Pending	107	15	0	122	1,610	7.6
2nd WABASH	New Filed	16	16	0	32	1,355	2.4
	Reinstated	0	0	0	0	0	0.0
	Disposed Of	3	2	0	5	1,210	0.4
	End Pending	115	65	2	182	2,596	7.0
2nd WAYNE	New Filed	40	14	0	54	2,678	2.0
	Reinstated	0	0	0	0	3	0.0
	Disposed Of	22	14	0	36	2,777	1.3
	End Pending	123	21	0	144	5,488	2.6
2nd WHITE	New Filed	15	46	2	63	2,510	2.5
	Reinstated	0	0	0	0	6	0.0
	Disposed Of	33	43	3	79	2,417	3.3
	End Pending	58	90	4	152	6,673	2.3
2nd CIRCUIT TOTAL	New Filed	289	253	23	565	26,511	2.1
	Reinstated	0	0	0	0	38	0.0
	Disposed Of	293	249	23	565	25,948	2.2
	End Pending	1,253	748	99	2,100	51,034	4.1
3rd BOND	New Filed	33	12	1	46	4,245	1.1
	Reinstated	0	0	0	0	1	0.0
	Disposed Of	17	8	0	25	4,045	0.6
	End Pending	66	19	541	626	11,037	5.7
3rd MADISON	New Filed	347	277	4	628	50,061	1.3
	Reinstated	1	1	0	2	639	0.3
	Disposed Of	411	432	1	844	55,093	1.5
	End Pending	146	271	5	422	71,087	0.6
3rd CIRCUIT TOTAL	New Filed	380	289	5	674	54,306	1.2
	Reinstated	1	1	0	2	640	0.3
	Disposed Of	428	440	1	869	59,138	1.5
	End Pending	212	290	546	1,048	82,124	1.3
4th CHRISTIAN	New Filed	87	22	2	111	4,809	2.3
	Reinstated	3	0	0	3	23	13.0
	Disposed Of	67	33	1	101	4,726	2.1
	End Pending	218	60	2	280	5,858	4.8

\* TOTAL OF ALL CASES IN ALL CATEGORIES: CIVIL; DOMESTIC RELATIONS; CRIMINAL; QUASI-CRIMINAL; AND JUVENILE

\*\* INCLUDES ADDICTED MINORS, MINORS REQUIRING AUTHORITATIVE INTERVENTION, AND TRUANTS.

# JUVENILE CASELOAD

CIRCUIT / COUNTY		ABUSE & NEGLECT	DELINQUENT	OTHER **	TOTAL JUVENILE	TOTAL ALL CASES *	JUVENILE AS % OF ALL CASES
4th CLAY	New Filed	16	7	1	24	1,530	1.6
	Reinstated	0	0	0	0	0	0.0
	Disposed Of	5	8	0	13	1,467	0.9
	End Pending	53	6	3	62	946	6.6
4th CLINTON	New Filed	37	22	10	69	2,980	2.3
	Reinstated	0	0	0	0	0	0.0
	Disposed Of	22	33	7	62	2,785	2.2
	End Pending	87	24	11	122	3,768	3.2
4th EFFINGHAM	New Filed	43	36	4	83	5,162	1.6
	Reinstated	0	0	0	0	14	0.0
	Disposed Of	26	93	3	122	4,622	2.6
	End Pending	133	187	1	321	10,156	3.2
4th FAYETTE	New Filed	36	14	0	50	5,227	1.0
	Reinstated	0	0	0	0	0	0.0
	Disposed Of	63	28	0	91	6,088	1.5
	End Pending	29	15	0	44	5,485	0.8
4th JASPER	New Filed	13	18	0	31	1,093	2.8
	Reinstated	0	0	0	0	0	0.0
	Disposed Of	10	18	0	28	1,080	2.6
	End Pending	40	11	3	54	1,094	4.9
4th MARION	New Filed	113	40	5	158	6,218	2.5
	Reinstated	0	0	0	0	27	0.0
	Disposed Of	75	31	10	116	5,958	1.9
	End Pending	327	21	19	367	5,128	7.2
4th MONTGOMERY	New Filed	28	24	0	52	7,598	0.7
	Reinstated	0	0	0	0	2	0.0
	Disposed Of	13	8	0	21	7,011	0.3
	End Pending	143	45	0	188	8,980	2.1
4th SHELBY	New Filed	32	14	0	46	1,708	2.7
	Reinstated	0	0	0	0	0	0.0
	Disposed Of	16	13	0	29	1,473	2.0
	End Pending	137	19	0	156	1,722	9.1
4th CIRCUIT TOTAL	New Filed	405	197	22	624	36,325	1.7
	Reinstated	3	0	0	3	66	4.5
	Disposed Of	297	265	21	583	35,210	1.7
	End Pending	1,167	388	39	1,594	43,137	3.7

\* TOTAL OF ALL CASES IN ALL CATEGORIES: CIVIL; DOMESTIC RELATIONS; CRIMINAL; QUASI-CRIMINAL; AND JUVENILE

\*\* INCLUDES ADDICTED MINORS, MINORS REQUIRING AUTHORITATIVE INTERVENTION, AND TRUANTS.

# JUVENILE CASELOAD

CIRCUIT / COUNTY		ABUSE & NEGLECT	DELINQUENT	OTHER **	TOTAL JUVENILE	TOTAL ALL CASES *	JUVENILE AS % OF ALL CASES
5th CLARK	New Filed	19	0	0	19	1,861	1.0
	Reinstated	0	0	0	0	3	0.0
	Disposed Of	0	0	0	0	1,928	0.0
	End Pending	36	10	0	46	3,739	1.2
5th COLES	New Filed	74	48	12	134	7,354	1.8
	Reinstated	0	0	0	0	0	0.0
	Disposed Of	1	0	0	1	5,688	0.0
	End Pending	555	713	64	1,332	25,241	5.3
5th CUMBERLAND	New Filed	17	10	0	27	1,458	1.9
	Reinstated	0	0	0	0	0	0.0
	Disposed Of	4	3	0	7	1,203	0.6
	End Pending	67	137	15	219	5,140	4.3
5th EDGAR	New Filed	32	12	0	44	1,902	2.3
	Reinstated	0	0	0	0	1	0.0
	Disposed Of	0	0	0	0	1,656	0.0
	End Pending	117	172	0	289	4,970	5.8
5th VERMILION	New Filed	143	120	0	263	13,891	1.9
	Reinstated	0	0	0	0	177	0.0
	Disposed Of	18	174	0	192	12,223	1.6
	End Pending	510	962	155	1,627	33,116	4.9
5th CIRCUIT TOTAL	New Filed	285	190	12	487	26,466	1.8
	Reinstated	0	0	0	0	181	0.0
	Disposed Of	23	177	0	200	22,698	0.9
	End Pending	1,285	1,994	234	3,513	72,206	4.9
6th CHAMPAIGN	New Filed	93	140	3	236	20,619	1.1
	Reinstated	0	8	0	8	630	1.3
	Disposed Of	52	66	4	122	19,774	0.6
	End Pending	356	157	40	553	30,476	1.8
6th DEWITT	New Filed	9	23	0	32	1,929	1.7
	Reinstated	0	0	0	0	0	0.0
	Disposed Of	2	1	0	3	2,000	0.2
	End Pending	90	350	11	451	3,046	14.8
6th DOUGLAS	New Filed	11	8	5	24	2,769	0.9
	Reinstated	0	0	0	0	7	0.0
	Disposed Of	3	8	4	15	2,721	0.6
	End Pending	18	5	3	26	3,503	0.7

\* TOTAL OF ALL CASES IN ALL CATEGORIES: CIVIL; DOMESTIC RELATIONS; CRIMINAL; QUASI-CRIMINAL; AND JUVENILE

\*\* INCLUDES ADDICTED MINORS, MINORS REQUIRING AUTHORITATIVE INTERVENTION, AND TRUANTS.

# JUVENILE CASELOAD

CIRCUIT / COUNTY		ABUSE & NEGLECT	DELINQUENT	OTHER **	TOTAL JUVENILE	TOTAL ALL CASES *	JUVENILE AS % OF ALL CASES
6th MACON	New Filed	230	109	0	339	17,297	2.0
	Reinstated	0	0	0	0	6	0.0
	Disposed Of	267	126	0	393	15,035	2.6
	End Pending	701	295	8	1,004	18,272	5.5
6th MOULTRIE	New Filed	20	6	0	26	1,398	1.9
	Reinstated	0	0	0	0	6	0.0
	Disposed Of	2	16	0	18	1,331	1.4
	End Pending	53	27	0	80	1,196	6.7
6th PIATT	New Filed	19	4	0	23	1,476	1.6
	Reinstated	0	0	0	0	0	0.0
	Disposed Of	19	5	0	24	1,397	1.7
	End Pending	75	10	0	85	3,216	2.6
6th CIRCUIT TOTAL	New Filed	382	290	8	680	45,488	1.5
	Reinstated	0	8	0	8	649	1.2
	Disposed Of	345	222	8	575	42,258	1.4
	End Pending	1,293	844	62	2,199	59,709	3.7
7th GREENE	New Filed	21	12	0	33	1,910	1.7
	Reinstated	0	0	0	0	11	0.0
	Disposed Of	22	21	0	43	2,029	2.1
	End Pending	38	4	0	42	1,031	4.1
7th JERSEY	New Filed	38	35	1	74	5,533	1.3
	Reinstated	0	0	0	0	0	0.0
	Disposed Of	4	1	0	5	4,708	0.1
	End Pending	199	155	2	356	4,559	7.8
7th MACOUPIN	New Filed	56	27	9	92	8,019	1.1
	Reinstated	0	0	0	0	2	0.0
	Disposed Of	60	17	0	77	7,508	1.0
	End Pending	336	224	83	643	13,262	4.8
7th MORGAN	New Filed	32	9	0	41	3,318	1.2
	Reinstated	0	0	0	0	9	0.0
	Disposed Of	17	5	0	22	3,303	0.7
	End Pending	73	16	0	89	3,127	2.8
7th SANGAMON	New Filed	165	81	0	246	38,816	0.6
	Reinstated	0	0	0	0	0	0.0
	Disposed Of	500	84	7	591	60,072	1.0
	End Pending	607	387	35	1,029	78,234	1.3

\* TOTAL OF ALL CASES IN ALL CATEGORIES: CIVIL; DOMESTIC RELATIONS; CRIMINAL; QUASI-CRIMINAL; AND JUVENILE

\*\* INCLUDES ADDICTED MINORS, MINORS REQUIRING AUTHORITATIVE INTERVENTION, AND TRUANTS.

# JUVENILE CASELOAD

CIRCUIT / COUNTY		ABUSE & NEGLECT	DELINQUENT	OTHER **	TOTAL JUVENILE	TOTAL ALL CASES *	JUVENILE AS % OF ALL CASES
7th SCOTT	New Filed	8	11	0	19	844	2.3
	Reinstated	0	0	0	0	0	0.0
	Disposed Of	0	0	0	0	768	0.0
	End Pending	38	107	0	145	1,616	9.0
7th CIRCUIT TOTAL	New Filed	320	175	10	505	58,440	0.9
	Reinstated	0	0	0	0	22	0.0
	Disposed Of	603	128	7	738	78,388	0.9
	End Pending	1,291	893	120	2,304	101,829	2.3
8th ADAMS	New Filed	87	39	0	126	10,457	1.2
	Reinstated	0	0	0	0	20	0.0
	Disposed Of	97	74	9	180	11,182	1.6
	End Pending	280	69	7	356	7,128	5.0
8th BROWN	New Filed	5	2	0	7	1,003	0.7
	Reinstated	0	0	0	0	1	0.0
	Disposed Of	8	1	0	9	1,029	0.9
	End Pending	16	5	0	21	759	2.8
8th CALHOUN	New Filed	15	5	3	23	591	3.9
	Reinstated	0	0	0	0	0	0.0
	Disposed Of	9	1	3	13	567	2.3
	End Pending	14	6	0	20	493	4.1
8th CASS	New Filed	11	13	0	24	1,815	1.3
	Reinstated	0	0	0	0	8	0.0
	Disposed Of	17	14	0	31	1,914	1.6
	End Pending	37	21	0	58	1,888	3.1
8th MASON	New Filed	16	14	0	30	2,524	1.2
	Reinstated	0	0	0	0	0	0.0
	Disposed Of	28	14	1	43	2,590	1.7
	End Pending	109	28	0	137	3,894	3.5
8th MENARD	New Filed	6	5	0	11	862	1.3
	Reinstated	1	0	0	1	8	12.5
	Disposed Of	7	2	0	9	747	1.2
	End Pending	33	3	0	36	878	4.1
8th PIKE	New Filed	31	18	4	53	3,236	1.6
	Reinstated	0	0	0	0	0	0.0
	Disposed Of	0	0	0	0	3,036	0.0
	End Pending	168	450	67	685	6,387	10.7

\* TOTAL OF ALL CASES IN ALL CATEGORIES: CIVIL; DOMESTIC RELATIONS; CRIMINAL; QUASI-CRIMINAL; AND JUVENILE

\*\* INCLUDES ADDICTED MINORS, MINORS REQUIRING AUTHORITATIVE INTERVENTION, AND TRUANTS.

# JUVENILE CASELOAD

CIRCUIT / COUNTY		ABUSE & NEGLECT	DELINQUENT	OTHER **	TOTAL JUVENILE	TOTAL ALL CASES *	JUVENILE AS % OF ALL CASES
8th SCHUYLER	New Filed	3	7	0	10	1,181	0.8
	Reinstated	0	0	0	0	1	0.0
	Disposed Of	4	1	0	5	1,171	0.4
	End Pending	12	7	1	20	1,416	1.4
8th CIRCUIT TOTAL	New Filed	174	103	7	284	21,669	1.3
	Reinstated	1	0	0	1	38	2.6
	Disposed Of	170	107	13	290	22,236	1.3
	End Pending	669	589	75	1,333	22,843	5.8
9th FULTON	New Filed	38	23	2	63	5,158	1.2
	Reinstated	0	0	0	0	4	0.0
	Disposed Of	30	7	0	37	4,617	0.8
	End Pending	184	168	9	361	5,548	6.5
9th HANCOCK	New Filed	10	8	0	18	2,554	0.7
	Reinstated	0	0	0	0	0	0.0
	Disposed Of	17	5	0	22	2,399	0.9
	End Pending	3	5	0	8	3,125	0.3
9th HENDERSON	New Filed	4	6	1	11	2,822	0.4
	Reinstated	0	0	0	0	0	0.0
	Disposed Of	5	3	0	8	2,907	0.3
	End Pending	7	7	1	15	1,849	0.8
9th KNOX	New Filed	56	59	0	115	8,070	1.4
	Reinstated	0	0	0	0	0	0.0
	Disposed Of	42	49	0	91	8,518	1.1
	End Pending	184	77	0	261	10,565	2.5
9th MCDONOUGH	New Filed	48	32	2	82	3,852	2.1
	Reinstated	0	0	0	0	0	0.0
	Disposed Of	55	139	0	194	3,922	4.9
	End Pending	161	20	8	189	5,818	3.2
9th WARREN	New Filed	7	29	0	36	2,441	1.5
	Reinstated	0	0	0	0	3	0.0
	Disposed Of	0	0	0	0	2,387	0.0
	End Pending	120	172	1	293	2,735	10.7
9th CIRCUIT TOTAL	New Filed	163	157	5	325	24,897	1.3
	Reinstated	0	0	0	0	7	0.0
	Disposed Of	149	203	0	352	24,750	1.4
	End Pending	659	449	19	1,127	29,640	3.8

\* TOTAL OF ALL CASES IN ALL CATEGORIES: CIVIL; DOMESTIC RELATIONS; CRIMINAL; QUASI-CRIMINAL; AND JUVENILE

\*\* INCLUDES ADDICTED MINORS, MINORS REQUIRING AUTHORITATIVE INTERVENTION, AND TRUANTS.



# JUVENILE CASELOAD

CIRCUIT / COUNTY		ABUSE & NEGLECT	DELINQUENT	OTHER **	TOTAL JUVENILE	TOTAL ALL CASES *	JUVENILE AS % OF ALL CASES
10th MARSHALL	New Filed	11	12	1	24	922	2.6
	Reinstated	0	0	0	0	1	0.0
	Disposed Of	9	12	2	23	958	2.4
	End Pending	22	2	0	24	1,152	2.1
10th PEORIA	New Filed	451	299	3	753	25,128	3.0
	Reinstated	0	0	0	0	18	0.0
	Disposed Of	560	292	4	856	21,944	3.9
	End Pending	1,162	187	17	1,366	37,252	3.7
10th PUTNAM	New Filed	1	11	1	13	811	1.6
	Reinstated	0	0	0	0	0	0.0
	Disposed Of	0	0	0	0	822	0.0
	End Pending	7	58	6	71	867	8.2
10th STARK	New Filed	3	8	3	14	754	1.9
	Reinstated	0	0	0	0	3	0.0
	Disposed Of	0	1	2	3	732	0.4
	End Pending	4	10	2	16	702	2.3
10th TAZEWELL	New Filed	292	87	2	381	17,805	2.1
	Reinstated	0	0	0	0	295	0.0
	Disposed Of	234	92	0	326	17,066	1.9
	End Pending	804	281	83	1,168	14,883	7.8
10th CIRCUIT TOTAL	New Filed	758	417	10	1,185	45,420	2.6
	Reinstated	0	0	0	0	317	0.0
	Disposed Of	803	397	8	1,208	41,522	2.9
	End Pending	1,999	538	108	2,645	54,856	4.8
11th FORD	New Filed	14	10	0	24	1,428	1.7
	Reinstated	0	0	0	0	0	0.0
	Disposed Of	5	4	0	9	1,206	0.7
	End Pending	49	76	2	127	2,396	5.3
11th LIVINGSTON	New Filed	52	21	0	73	5,545	1.3
	Reinstated	0	0	0	0	3	0.0
	Disposed Of	38	17	1	56	5,335	1.0
	End Pending	141	54	11	206	7,172	2.9
11th LOGAN	New Filed	31	15	0	46	4,158	1.1
	Reinstated	0	0	0	0	1	0.0
	Disposed Of	44	5	0	49	3,824	1.3
	End Pending	102	63	0	165	6,555	2.5

\* TOTAL OF ALL CASES IN ALL CATEGORIES: CIVIL; DOMESTIC RELATIONS; CRIMINAL; QUASI-CRIMINAL; AND JUVENILE

\*\* INCLUDES ADDICTED MINORS, MINORS REQUIRING AUTHORITATIVE INTERVENTION, AND TRUANTS.

# JUVENILE CASELOAD

CIRCUIT / COUNTY		ABUSE & NEGLECT	DELINQUENT	OTHER **	TOTAL JUVENILE	TOTAL ALL CASES *	JUVENILE AS % OF ALL CASES
11th MCLEAN	New Filed	87	124	0	211	28,753	0.7
	Reinstated	2	0	0	2	736	0.3
	Disposed Of	115	137	0	252	29,002	0.9
	End Pending	259	154	0	413	15,270	2.7
11th WOODFORD	New Filed	53	35	0	88	3,001	2.9
	Reinstated	0	0	0	0	19	0.0
	Disposed Of	18	19	0	37	2,880	1.3
	End Pending	190	129	1	320	6,550	4.9
11th CIRCUIT TOTAL	New Filed	237	205	0	442	42,885	1.0
	Reinstated	2	0	0	2	759	0.3
	Disposed Of	220	182	1	403	42,247	1.0
	End Pending	741	476	14	1,231	37,943	3.2
12th WILL	New Filed	375	251	9	635	106,375	0.6
	Reinstated	41	0	0	41	3,601	1.1
	Disposed Of	351	274	12	637	111,324	0.6
	End Pending	610	420	10	1,040	95,657	1.1
12th CIRCUIT TOTAL	New Filed	375	251	9	635	106,375	0.6
	Reinstated	41	0	0	41	3,601	1.1
	Disposed Of	351	274	12	637	111,324	0.6
	End Pending	610	420	10	1,040	95,657	1.1
13th BUREAU	New Filed	32	25	0	57	3,782	1.5
	Reinstated	0	0	0	0	0	0.0
	Disposed Of	0	0	0	0	3,346	0.0
	End Pending	122	319	12	453	5,019	9.0
13th GRUNDY	New Filed	53	32	0	85	8,224	1.0
	Reinstated	0	0	0	0	35	0.0
	Disposed Of	47	38	0	85	7,939	1.1
	End Pending	66	111	0	177	4,869	3.6
13th LASALLE	New Filed	53	94	12	159	17,818	0.9
	Reinstated	0	2	0	2	594	0.3
	Disposed Of	58	92	17	167	18,393	0.9
	End Pending	39	55	3	97	12,355	0.8
13th CIRCUIT TOTAL	New Filed	138	151	12	301	29,824	1.0
	Reinstated	0	2	0	2	629	0.3
	Disposed Of	105	130	17	252	29,678	0.8
	End Pending	227	485	15	727	22,243	3.3

\* TOTAL OF ALL CASES IN ALL CATEGORIES: CIVIL; DOMESTIC RELATIONS; CRIMINAL; QUASI-CRIMINAL; AND JUVENILE

\*\* INCLUDES ADDICTED MINORS, MINORS REQUIRING AUTHORITATIVE INTERVENTION, AND TRUANTS.

# JUVENILE CASELOAD

CIRCUIT / COUNTY		ABUSE & NEGLECT	DELINQUENT	OTHER **	TOTAL JUVENILE	TOTAL ALL CASES *	JUVENILE AS % OF ALL CASES
14th HENRY	New Filed	47	31	1	79	6,927	1.1
	Reinstated	0	0	0	0	3	0.0
	Disposed Of	15	9	0	24	7,087	0.3
	End Pending	176	261	40	477	12,005	4.0
14th MERCER	New Filed	9	21	0	30	1,198	2.5
	Reinstated	0	0	0	0	0	0.0
	Disposed Of	0	0	0	0	905	0.0
	End Pending	83	77	7	167	1,639	10.2
14th ROCK ISLAND	New Filed	135	150	1	286	22,535	1.3
	Reinstated	0	0	0	0	4	0.0
	Disposed Of	96	104	0	200	20,426	1.0
	End Pending	454	482	12	948	40,124	2.4
14th WHITESIDE	New Filed	56	26	4	86	10,446	0.8
	Reinstated	0	0	0	0	4	0.0
	Disposed Of	44	25	2	71	9,923	0.7
	End Pending	172	18	3	193	9,838	2.0
14th CIRCUIT TOTAL	New Filed	247	228	6	481	41,106	1.2
	Reinstated	0	0	0	0	11	0.0
	Disposed Of	155	138	2	295	38,341	0.8
	End Pending	885	838	62	1,785	63,606	2.8
15th CARROLL	New Filed	11	1	0	12	2,152	0.6
	Reinstated	0	0	0	0	0	0.0
	Disposed Of	1	1	0	2	1,987	0.1
	End Pending	58	9	4	71	2,545	2.8
15th JO DAVIESS	New Filed	21	2	0	23	3,577	0.6
	Reinstated	0	0	0	0	0	0.0
	Disposed Of	15	0	0	15	3,642	0.4
	End Pending	36	2	0	38	3,023	1.3
15th LEE	New Filed	21	22	2	45	5,715	0.8
	Reinstated	0	0	0	0	3	0.0
	Disposed Of	21	20	2	43	5,497	0.8
	End Pending	27	41	6	74	7,491	1.0
15th OGLE	New Filed	52	54	1	107	7,968	1.3
	Reinstated	0	0	0	0	1	0.0
	Disposed Of	26	35	0	61	8,121	0.8
	End Pending	137	289	53	479	11,056	4.3

\* TOTAL OF ALL CASES IN ALL CATEGORIES: CIVIL; DOMESTIC RELATIONS; CRIMINAL; QUASI-CRIMINAL; AND JUVENILE

\*\* INCLUDES ADDICTED MINORS, MINORS REQUIRING AUTHORITATIVE INTERVENTION, AND TRUANTS.

# JUVENILE CASELOAD

CIRCUIT / COUNTY		ABUSE & NEGLECT	DELINQUENT	OTHER **	TOTAL JUVENILE	TOTAL ALL CASES *	JUVENILE AS % OF ALL CASES
15th STEPHENSON	New Filed	60	64	2	126	8,023	1.6
	Reinstated	0	0	0	0	2	0.0
	Disposed Of	88	77	0	165	8,516	1.9
	End Pending	89	119	4	212	6,613	3.2
15th CIRCUIT TOTAL	New Filed	165	143	5	313	27,435	1.1
	Reinstated	0	0	0	0	6	0.0
	Disposed Of	151	133	2	286	27,763	1.0
	End Pending	347	460	67	874	30,728	2.8
16th KANE	New Filed	198	217	7	422	57,994	0.7
	Reinstated	0	0	0	0	112	0.0
	Disposed Of	145	168	4	317	57,844	0.5
	End Pending	334	536	42	912	102,422	0.9
16th CIRCUIT TOTAL	New Filed	198	217	7	422	57,994	0.7
	Reinstated	0	0	0	0	112	0.0
	Disposed Of	145	168	4	317	57,844	0.5
	End Pending	334	536	42	912	102,422	0.9
17th BOONE	New Filed	45	76	2	123	7,316	1.7
	Reinstated	0	0	0	0	3	0.0
	Disposed Of	25	96	0	121	7,913	1.5
	End Pending	85	150	2	237	12,754	1.9
17th WINNEBAGO	New Filed	438	253	9	700	49,259	1.4
	Reinstated	0	0	1	1	135	0.7
	Disposed Of	528	326	21	875	50,527	1.7
	End Pending	1,433	1,263	136	2,832	69,536	4.1
17th CIRCUIT TOTAL	New Filed	483	329	11	823	56,575	1.5
	Reinstated	0	0	1	1	138	0.7
	Disposed Of	553	422	21	996	58,440	1.7
	End Pending	1,518	1,413	138	3,069	82,290	3.7
18th DUPAGE	New Filed	82	226	0	308	129,010	0.2
	Reinstated	3	47	0	50	12,594	0.4
	Disposed Of	67	348	1	416	156,719	0.3
	End Pending	187	287	2	476	59,190	0.8
18th CIRCUIT TOTAL	New Filed	82	226	0	308	129,010	0.2
	Reinstated	3	47	0	50	12,594	0.4
	Disposed Of	67	348	1	416	156,719	0.3
	End Pending	187	287	2	476	59,190	0.8

\* TOTAL OF ALL CASES IN ALL CATEGORIES: CIVIL; DOMESTIC RELATIONS; CRIMINAL; QUASI-CRIMINAL; AND JUVENILE

\*\* INCLUDES ADDICTED MINORS, MINORS REQUIRING AUTHORITATIVE INTERVENTION, AND TRUANTS.

# JUVENILE CASELOAD

CIRCUIT / COUNTY		ABUSE & NEGLECT	DELINQUENT	OTHER **	TOTAL JUVENILE	TOTAL ALL CASES *	JUVENILE AS % OF ALL CASES
19th LAKE	New Filed	264	207	0	471	83,598	0.6
	Reinstated	5	22	0	27	3,735	0.7
	Disposed Of	272	353	0	625	89,355	0.7
	End Pending	705	255	0	960	37,937	2.5
19th CIRCUIT TOTAL	New Filed	264	207	0	471	83,598	0.6
	Reinstated	5	22	0	27	3,735	0.7
	Disposed Of	272	353	0	625	89,355	0.7
	End Pending	705	255	0	960	37,937	2.5
20th MONROE	New Filed	11	35	1	47	4,545	1.0
	Reinstated	0	0	0	0	13	0.0
	Disposed Of	13	30	2	45	5,194	0.9
	End Pending	21	64	2	87	3,748	2.3
20th PERRY	New Filed	26	2	2	30	2,047	1.5
	Reinstated	0	0	0	0	1	0.0
	Disposed Of	4	0	0	4	1,741	0.2
	End Pending	170	73	17	260	3,786	6.9
20th RANDOLPH	New Filed	46	34	0	80	2,978	2.7
	Reinstated	0	0	0	0	6	0.0
	Disposed Of	12	19	0	31	2,578	1.2
	End Pending	122	41	1	164	3,198	5.1
20th ST. CLAIR	New Filed	232	152	3	387	40,609	1.0
	Reinstated	0	0	0	0	248	0.0
	Disposed Of	135	146	4	285	45,074	0.6
	End Pending	580	401	4	985	122,138	0.8
20th WASHINGTON	New Filed	22	12	3	37	1,627	2.3
	Reinstated	0	0	0	0	9	0.0
	Disposed Of	7	7	1	15	1,615	0.9
	End Pending	98	150	27	275	3,143	8.7
20th CIRCUIT TOTAL	New Filed	337	235	9	581	51,806	1.1
	Reinstated	0	0	0	0	277	0.0
	Disposed Of	171	202	7	380	56,202	0.7
	End Pending	991	729	51	1,771	136,013	1.3
21st IROQUOIS	New Filed	12	20	0	32	4,566	0.7
	Reinstated	0	0	0	0	1	0.0
	Disposed Of	14	21	0	35	4,215	0.8
	End Pending	63	13	11	87	11,315	0.8

\* TOTAL OF ALL CASES IN ALL CATEGORIES: CIVIL; DOMESTIC RELATIONS; CRIMINAL; QUASI-CRIMINAL; AND JUVENILE

\*\* INCLUDES ADDICTED MINORS, MINORS REQUIRING AUTHORITATIVE INTERVENTION, AND TRUANTS.

# JUVENILE CASELOAD

CIRCUIT / COUNTY		ABUSE & NEGLECT	DELINQUENT	OTHER **	TOTAL JUVENILE	TOTAL ALL CASES *	JUVENILE AS % OF ALL CASES
21st KANKAKEE	New Filed	18	91	0	109	19,956	0.5
	Reinstated	0	0	0	0	0	0.0
	Disposed Of	25	67	0	92	12,006	0.8
	End Pending	120	261	8	389	32,254	1.2
21st CIRCUIT TOTAL	New Filed	30	111	0	141	24,522	0.6
	Reinstated	0	0	0	0	1	0.0
	Disposed Of	39	88	0	127	16,221	0.8
	End Pending	183	274	19	476	43,569	1.1
22nd MCHENRY	New Filed	75	152	4	231	41,509	0.6
	Reinstated	0	1	0	1	1,628	0.1
	Disposed Of	119	167	3	289	44,990	0.6
	End Pending	195	211	4	410	16,864	2.4
22nd CIRCUIT TOTAL	New Filed	75	152	4	231	41,509	0.6
	Reinstated	0	1	0	1	1,628	0.1
	Disposed Of	119	167	3	289	44,990	0.6
	End Pending	195	211	4	410	16,864	2.4
23rd DEKALB	New Filed	81	61	3	145	11,093	1.3
	Reinstated	0	0	0	0	592	0.0
	Disposed Of	120	219	55	394	14,594	2.7
	End Pending	45	83	6	134	12,665	1.1
23rd KENDALL	New Filed	67	103	10	180	9,857	1.8
	Reinstated	2	2	0	4	181	2.2
	Disposed Of	22	165	4	191	9,854	1.9
	End Pending	134	509	22	665	9,104	7.3
23rd CIRCUIT TOTAL	New Filed	148	164	13	325	20,950	1.6
	Reinstated	2	2	0	4	773	0.5
	Disposed Of	142	384	59	585	24,448	2.4
	End Pending	179	592	28	799	21,769	3.7
DOWNSTATE TOTAL	New Filed	6,359	4,815	206	11,380	1,111,901	1.0
	Reinstated	58	83	1	142	26,289	0.5
	Disposed Of	5,905	5,304	248	11,457	1,166,081	1.0
	End Pending	18,028	14,139	2,113	34,280	1,408,419	2.4
COOK	New Filed	1,198	1,693	0	2,891	522,927	0.6
	Reinstated	0	0	0	0	15,453	0.0
	Disposed Of	853	1,467	0	2,320	462,760	0.5
	End Pending	2,858	18,699	0	21,557	1,880,868	1.1
STATE TOTAL	New Filed	7,557	6,508	206	14,271	1,634,828	0.9
	Reinstated	58	83	1	142	41,742	0.3
	Disposed Of	6,758	6,771	248	13,777	1,628,841	0.8
	End Pending	20,886	32,838	2,113	55,837	3,289,287	1.7

\* TOTAL OF ALL CASES IN ALL CATEGORIES: CIVIL; DOMESTIC RELATIONS; CRIMINAL; QUASI-CRIMINAL; AND JUVENILE

\*\* INCLUDES ADDICTED MINORS, MINORS REQUIRING AUTHORITATIVE INTERVENTION, AND TRUANTS.

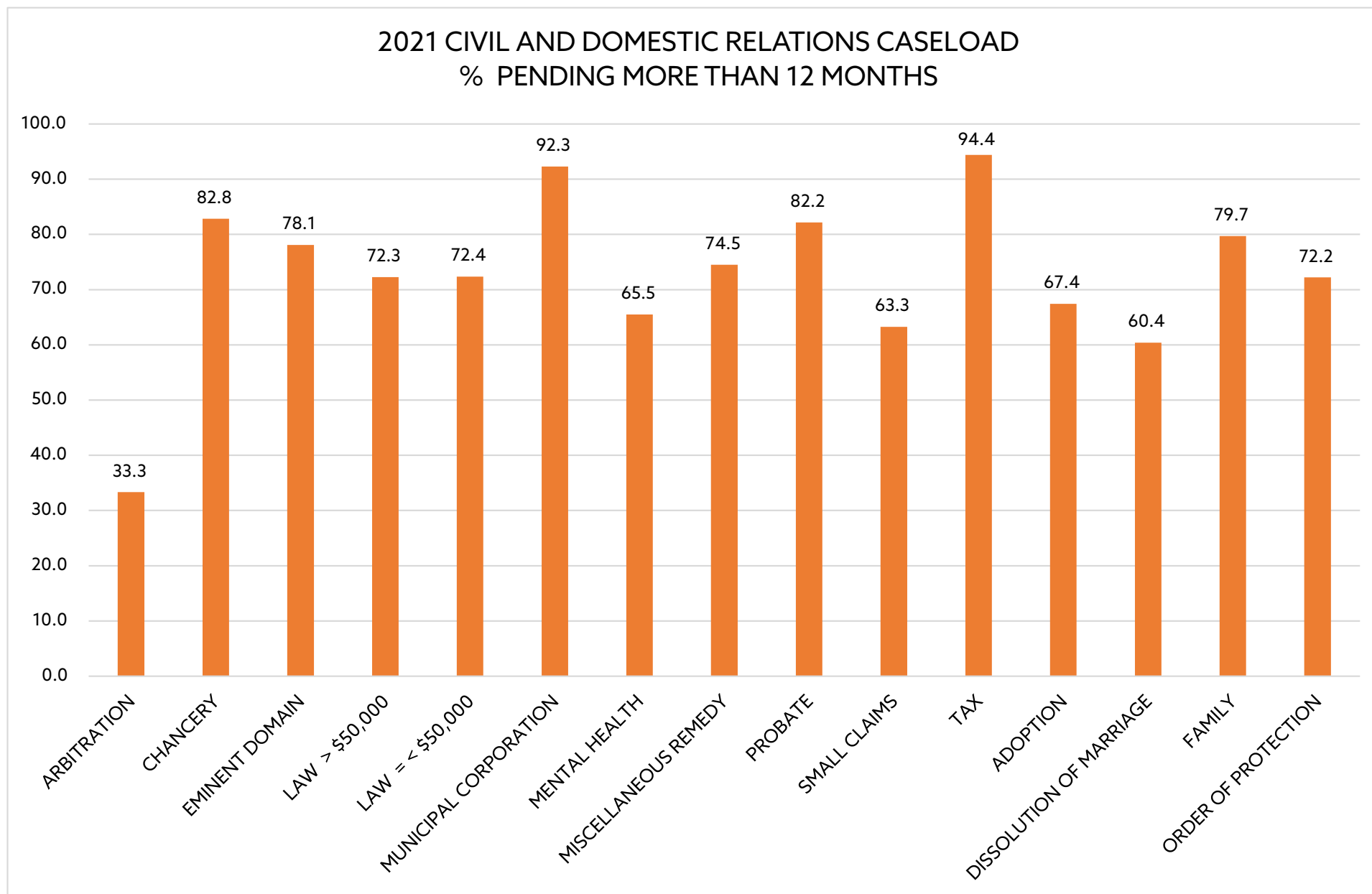
# AGE OF PENDING CASES BY CASE CATEGORY

## DOWNSTATE CIRCUITS AS OF DECEMBER 31, 2021

CASE CATEGORY	2021 NO. PENDING & % OF TOTAL PENDING CASES		2020 NO. PENDING & % OF TOTAL PENDING CASES		2019 NO. PENDING & % OF TOTAL PENDING CASES		2018 NO. PENDING & % OF TOTAL PENDING CASES		2017 NO. PENDING & % OF TOTAL PENDING CASES		BEFORE 2017 NO. PENDING & % OF TOTAL PENDING CASES		TOTAL PENDING CASES	% PENDING MORE THAN 12 MONTHS
ADOPTION	943	32.6	364	12.6	311	10.7	263	9.1	213	7.4	800	27.6	2,894	67.4
ARBITRATION	4,210	66.7	837	13.3	594	9.4	422	6.7	52	0.8	200	3.2	6,315	33.3
CHANCERY	3,201	17.2	2,515	13.5	3,291	17.6	1,925	10.3	1,057	5.7	6,675	35.8	18,664	82.8
DISSOLUTION OF MARRIAGE	10,626	39.6	3,766	14.0	2,415	9.0	1,330	5.0	1,023	3.8	7,683	28.6	26,843	60.4
EMINENT DOMAIN	64	21.9	38	13.0	28	9.6	34	11.6	10	3.4	118	40.4	292	78.1
FAMILY	6,479	20.3	3,365	10.5	2,934	9.2	2,569	8.0	2,097	6.6	14,506	45.4	31,950	79.7
LAW > \$50,000	8,816	27.7	6,595	20.8	4,901	15.4	3,062	9.6	2,014	6.3	6,383	20.1	31,771	72.3
LAW = < \$50,000	9,242	27.6	3,062	9.2	3,156	9.4	2,136	6.4	1,736	5.2	14,125	42.2	33,457	72.4
MUNICIPAL CORPORATION	23	7.7	17	5.7	14	4.7	6	2.0	11	3.7	228	76.3	299	92.3
MENTAL HEALTH	719	34.5	436	20.9	271	13.0	254	12.2	67	3.2	338	16.2	2,085	65.5
MISCELLANEOUS REMEDY	9,802	25.5	6,855	17.8	5,236	13.6	3,323	8.6	2,551	6.6	10,712	27.8	38,479	74.5
ORDER OF PROTECTION	2,696	27.8	1,164	12.0	1,059	10.9	644	6.6	618	6.4	3,520	36.3	9,701	72.2
PROBATE	15,086	17.8	8,588	10.1	6,917	8.2	5,636	6.7	4,874	5.8	43,549	51.4	84,650	82.2
SMALL CLAIMS	30,457	36.7	9,321	11.2	7,615	9.2	4,583	5.5	3,273	3.9	27,664	33.4	82,913	63.3
TAX	418	5.6	280	3.7	335	4.5	796	10.6	621	8.3	5,042	67.3	7,492	94.4
CONTEMPT OF COURT	229	21.8	107	10.2	131	12.5	119	11.3	75	7.1	391	37.2	1,052	78.2
CRIMINAL FELONY	31,569	45.0	15,119	21.5	8,976	12.8	3,973	5.7	2,114	3.0	8,436	12.0	70,187	55.0
CRIMINAL MISDEMEANOR	27,029	31.1	12,572	14.5	9,026	10.4	3,831	4.4	3,032	3.5	31,378	36.1	86,868	68.9
JUVENILE	178	8.4	86	4.1	100	4.7	143	6.8	80	3.8	1,526	72.2	2,113	91.6
JUVENILE ABUSE/NEGLECT	5,042	28.0	4,197	23.3	3,161	17.5	1,843	10.2	920	5.1	2,865	15.9	18,028	72.0
JUVENILE DELINQUENT	3,492	24.7	1,964	13.9	1,840	13.0	1,292	9.1	865	6.1	4,686	33.1	14,139	75.3
CONSERVATION VIOLATION	1,012	30.3	275	8.2	123	3.7	114	3.4	136	4.1	1,682	50.3	3,342	69.7
DRIVING UNDER INFLUENCE	14,580	40.2	5,630	15.5	3,185	8.8	1,651	4.5	1,135	3.1	10,109	27.9	36,290	59.8
ORDINANCE VIOLATION	7,412	19.6	1,920	5.1	1,612	4.3	1,321	3.5	1,238	3.3	24,388	64.4	37,891	80.4
TRAFFIC CASES	192,556	25.3	78,730	10.3	49,469	6.5	27,056	3.6	23,471	3.1	389,444	51.2	760,726	74.7
CIVIL LAW VIOLATION	206	16.2	137	10.8	322	25.4	302	23.8	231	18.2	71	5.6	1,269	83.8
<b>TOTALS</b>	386,087	27.4	167,940	11.9	117,022	8.3	68,628	4.9	53,514	3.8	616,519	43.7	1,409,710	72.6

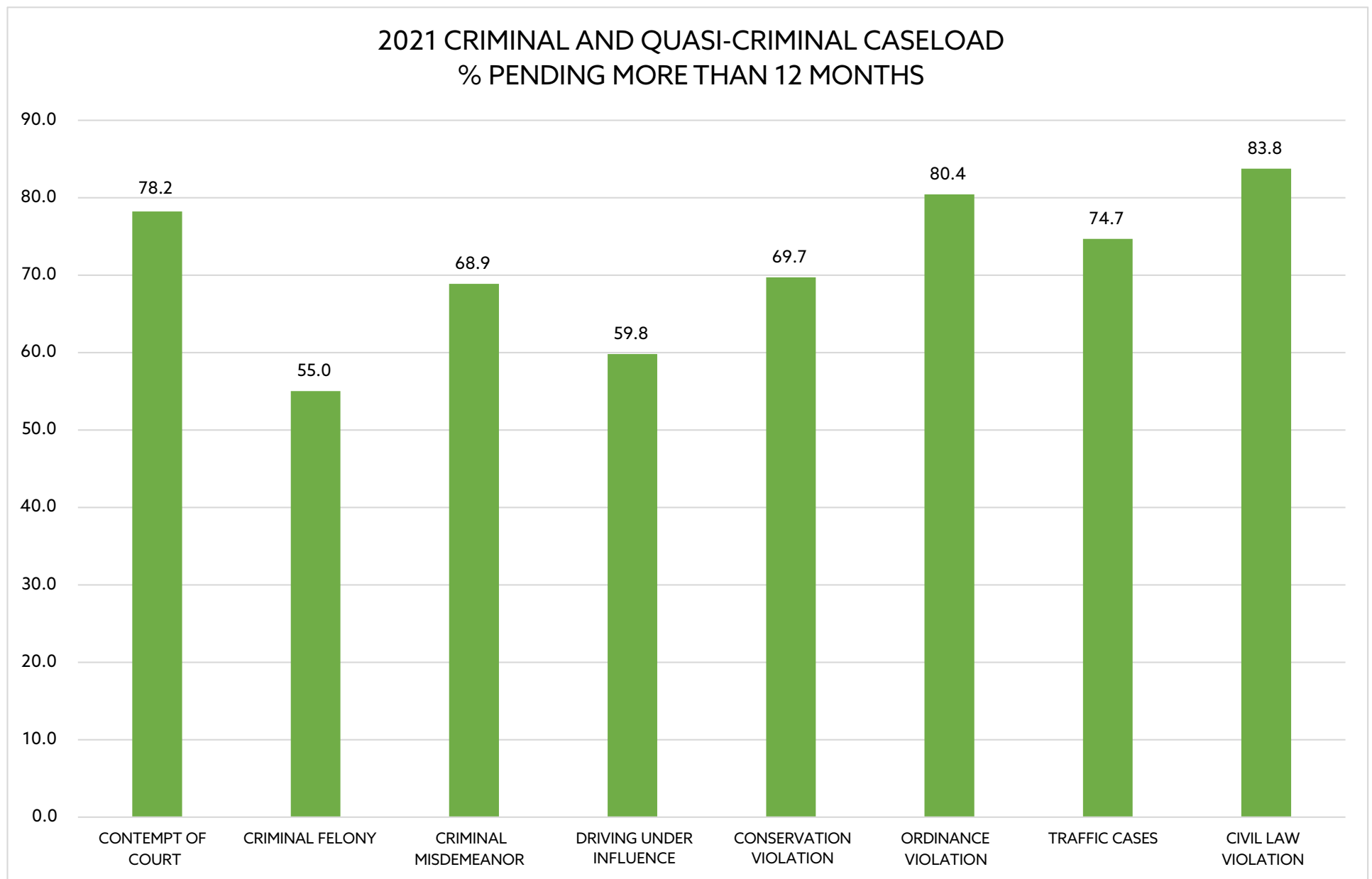
Note: Each column indicates how many cases and the percentage of cases that are pending for that specific year out of the total pending cases.

## AGE OF PENDING CASES BY CASE CATEGORY

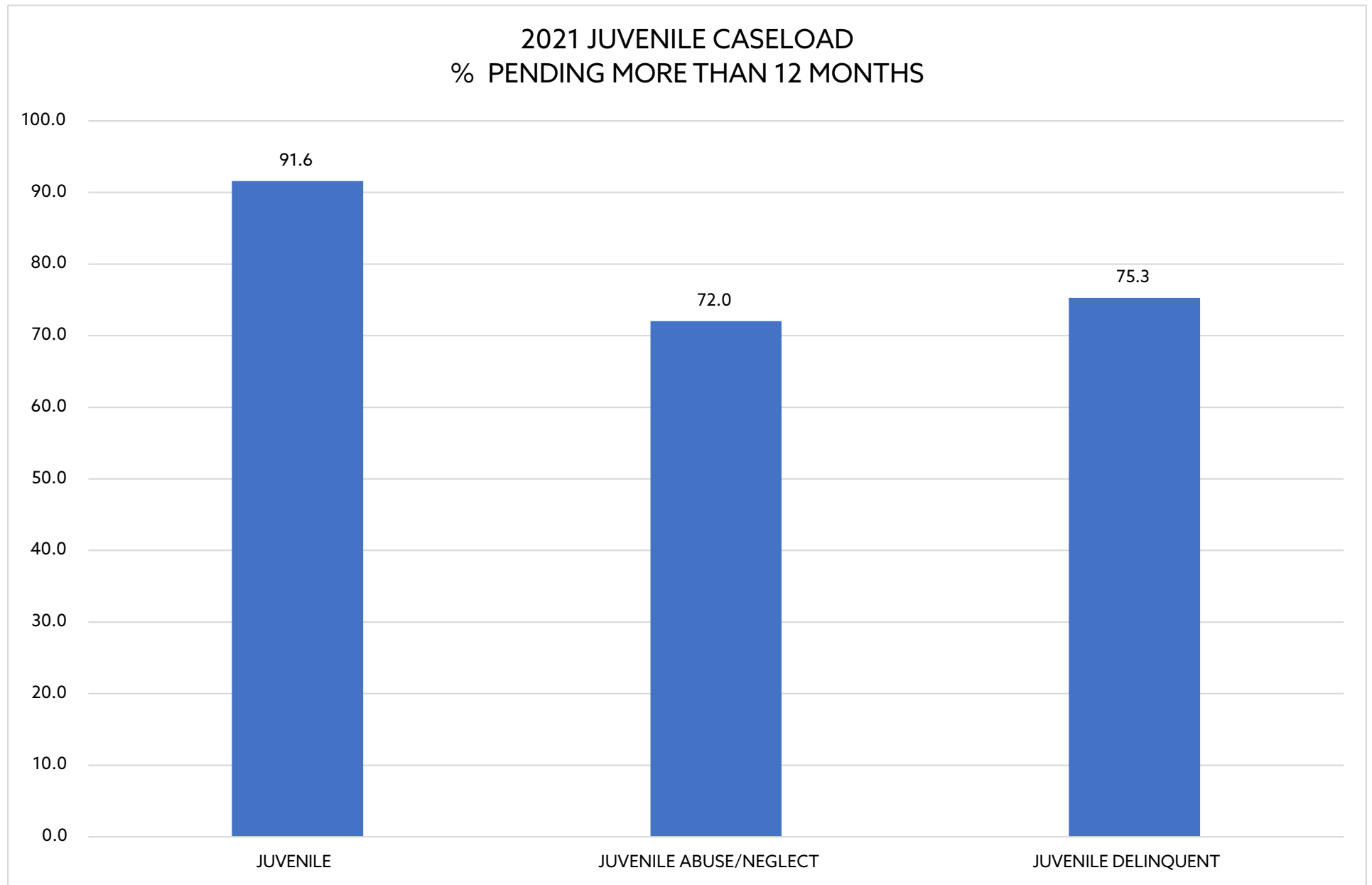




## AGE OF PENDING CASES BY CASE CATEGORY



## AGE OF PENDING CASES BY CASE CATEGORY



# LAW CASE DISPOSITIONS BY CIRCUIT

## CIRCUIT COURTS - CALENDAR YEAR 2021

Circuit	Total Law Cases Disposed					Number of Law Jury Cases Terminated By Verdict				
	Law Over \$50,000	% of total law dispositions (non-jury)	Law \$50,000 Or Less	% of total law dispositions (non-jury)	Total	Law Over \$50,000	% of total law dispositions (jury)	Law \$50,000 Or Less	% of total law dispositions (jury)	Total
1st	391	37.3	658	62.7	1,049	23	82.1	5	17.9	28
2nd	199	28.8	492	71.2	691	10	100.0	0	0.0	10
3rd	1,262	74.5	433	25.5	1,695	3	100.0	0	0.0	3
4th	245	32.0	521	68.0	766	7	70.0	3	30.0	10
5th	69	14.7	400	85.3	469	2	100.0	0	0.0	2
6th	196	22.6	673	77.4	869	4	80.0	1	20.0	5
7th	287	16.5	1,453	83.5	1,740	7	100.0	0	0.0	7
8th	70	16.5	353	83.5	423	4	100.0	0	0.0	4
9th	90	12.5	630	87.5	720	2	100.0	0	0.0	2
10th	334	24.6	1,021	75.4	1,355	5	83.3	1	16.7	6
11th	220	26.4	614	73.6	834	9	90.0	1	10.0	10
12th	1,298	54.1	1,100	45.9	2,398	6	100.0	0	0.0	6
13th	262	29.1	639	70.9	901	33	97.1	1	2.9	34
14th	193	28.8	476	71.2	669	2	100.0	0	0.0	2
15th	130	27.0	351	73.0	481	1	100.0	0	0.0	1
16th	383	43.7	494	56.3	877	0	0.0	0	0.0	0
17th	440	37.1	745	62.9	1,185	1	100.0	0	0.0	1
18th	1,598	52.2	1,466	47.8	3,064	19	100.0	0	0.0	19
19th	1,027	52.1	945	47.9	1,972	15	93.8	1	6.3	16
20th	770	48.2	827	51.8	1,597	18	100.0	0	0.0	18
21st	154	35.7	277	64.3	431	0	0.0	0	0.0	0
22nd	395	49.9	396	50.1	791	4	100.0	0	0.0	4
23rd	202	19.7	821	80.3	1,023	2	100.0	0	0.0	2
DOWNSTATE TOTAL	10,215	39.3	15,785	60.7	26,000	177	93.2	13	6.8	190
COOK COUNTY	16,062	20.3	63,181	79.7	79,243	47	82.5	10	17.5	57
STATE TOTAL	26,277	25.0	78,966	75.0	105,243	224	90.7	23	9.3	247

# LAW CASE DISPOSITIONS BY COUNTY

## CIRCUIT COURTS - CALENDAR YEAR 2021

CIRCUIT	COUNTY	TOTAL LAW CASES DISPOSED			LAW JURY CASES NO. TERMINATED BY VERDICT		
		LAW OVER \$50,000	LAW \$50,000 OR LESS	TOTAL	LAW OVER \$50,000	LAW \$50,000 OR LESS	TOTAL
1st	ALEXANDER	8	9	17	0	1	1
	JACKSON	95	192	287	14	4	18
	JOHNSON	16	18	34	0	0	0
	MASSAC	9	31	40	0	0	0
	POPE	3	6	9	0	0	0
	PULASKI	2	4	6	0	0	0
	SALINE	37	98	135	0	0	0
	UNION	25	51	76	1	0	1
	WILLIAMSON	196	249	445	8	0	8
1st	CIRCUIT TOTAL	391	658	1,049	23	5	28
2nd	CRAWFORD	17	43	60	1	0	1
	EDWARDS	1	9	10	0	0	0
	FRANKLIN	52	133	185	4	0	4
	GALLATIN	3	4	7	0	0	0
	HAMILTON	7	19	26	2	0	2
	HARDIN	3	9	12	1	0	1
	JEFFERSON	59	112	171	2	0	2
	LAWRENCE	3	15	18	0	0	0
	RICHLAND	17	38	55	0	0	0
	WABASH	7	22	29	0	0	0
	WAYNE	19	63	82	0	0	0
	WHITE	11	25	36	0	0	0
2nd	CIRCUIT TOTAL	199	492	691	10	0	10
3rd	BOND	2	6	8	0	0	0
	MADISON	1,260	427	1,687	3	0	3
3rd	CIRCUIT TOTAL	1,262	433	1,695	3	0	3
4th	CHRISTIAN	42	84	126	0	1	1
	CLAY	10	15	25	1	0	1
	CLINTON	41	113	154	0	0	0
	EFFINGHAM	45	70	115	2	0	2
	FAYETTE	5	31	36	0	0	0
	JASPER	5	20	25	0	0	0
	MARION	46	87	133	2	2	4
	MONTGOMERY	35	71	106	2	0	2
	SHELBY	16	30	46	0	0	0
4th	CIRCUIT TOTAL	245	521	766	7	3	10
5th	CLARK	15	32	47	0	0	0
	COLES	12	67	79	0	0	0
	CUMBERLAND	3	21	24	2	0	2
	EDGAR	0	7	7	0	0	0
	VERMILION	39	273	312	0	0	0
5th	CIRCUIT TOTAL	69	400	469	2	0	2

# LAW CASE DISPOSITIONS BY COUNTY

CIRCUIT	COUNTY	TOTAL LAW CASES DISPOSED			LAW JURY CASES NO. TERMINATED BY VERDICT		
		LAW OVER \$50,000	LAW \$50,000 OR LESS	TOTAL	LAW OVER \$50,000	LAW \$50,000 OR LESS	TOTAL
6th	CHAMPAIGN	83	111	194	3	0	3
	DEWITT	13	25	38	0	0	0
	DOUGLAS	3	27	30	1	1	2
	MACON	86	468	554	0	0	0
	MOULTRIE	5	21	26	0	0	0
	PIATT	6	21	27	0	0	0
	CIRCUIT TOTAL	196	673	869	4	1	5
7th	GREENE	13	39	52	0	0	0
	JERSEY	21	41	62	1	0	1
	MACOUPIN	20	89	109	0	0	0
	MORGAN	28	118	146	0	0	0
	SANGAMON	203	1,158	1,361	5	0	5
	SCOTT	2	8	10	1	0	1
	CIRCUIT TOTAL	287	1453	1,740	7	0	7
8th	ADAMS	29	195	224	1	0	1
	BROWN	2	5	7	0	0	0
	CALHOUN	2	7	9	0	0	0
	CASS	6	31	37	0	0	0
	MASON	8	52	60	2	0	2
	MENARD	4	15	19	0	0	0
	PIKE	10	29	39	1	0	1
	SCHUYLER	9	19	28	0	0	0
	CIRCUIT TOTAL	70	353	423	4	0	4
9th	FULTON	16	139	155	1	0	1
	HANCOCK	10	24	34	0	0	0
	HENDERSON	10	12	22	0	0	0
	KNOX	32	363	395	1	0	1
	MCDONOUGH	17	60	77	0	0	0
	WARREN	5	32	37	0	0	0
	CIRCUIT TOTAL	90	630	720	2	0	2
10th	MARSHALL	5	27	32	0	0	0
	PEORIA	242	692	934	4	1	5
	PUTNAM	2	11	13	1	0	1
	STARK	4	5	9	0	0	0
	TAZEWELL	81	286	367	0	0	0
10th	CIRCUIT TOTAL	334	1,021	1,355	5	1	6
11th	FORD	6	18	24	0	0	0
	LIVINGSTON	22	63	85	0	0	0
	LOGAN	28	53	81	1	0	1
	MCLEAN	151	428	579	7	0	7
	WOODFORD	13	52	65	1	1	2
	CIRCUIT TOTAL	220	614	834	9	1	10

# LAW CASE DISPOSITIONS BY COUNTY

CIRCUIT	COUNTY	TOTAL LAW CASES DISPOSED			LAW JURY CASES NO. TERMINATED BY VERDICT		
		LAW OVER \$50,000	LAW \$50,000 OR LESS	TOTAL	LAW OVER \$50,000	LAW \$50,000 OR LESS	TOTAL
12th	WILL	1,298	1,100	2,398	6	0	6
12th	CIRCUIT TOTAL	1,298	1,100	2,398	6	0	6
13th	BUREAU	23	80	103	0	0	0
	GRUNDY	70	158	228	33	1	34
	LASALLE	169	401	570	0	0	0
13th	CIRCUIT TOTAL	262	639	901	33	1	34
14th	HENRY	14	70	84	1	0	1
	MERCER	5	11	16	0	0	0
	ROCK ISLAND	122	293	415	0	0	0
	WHITESIDE	52	102	154	1	0	1
14th	CIRCUIT TOTAL	193	476	669	2	0	2
15th	CARROLL	10	19	29	0	0	0
	JO DAVIESS	26	32	58	0	0	0
	LEE	19	55	74	0	0	0
	OGLE	38	116	154	1	0	1
	STEPHENSON	37	129	166	0	0	0
15th	CIRCUIT TOTAL	130	351	481	1	0	1
16th	KANE	383	494	877	0	0	0
16th	CIRCUIT TOTAL	383	494	877	0	0	0
17th	BOONE	51	32	83	0	0	0
	WINNEBAGO	389	713	1,102	1	0	1
17th	CIRCUIT TOTAL	440	745	1,185	1	0	1
18th	DUPAGE	1,598	1,466	3,064	19	0	19
18th	CIRCUIT TOTAL	1,598	1,466	3,064	19	0	19
19th	LAKE	1,027	945	1,972	15	1	16
19th	CIRCUIT TOTAL	10,27	945	1,972	15	1	16
20th	MONROE	25	63	88	0	0	0
	PERRY	21	40	61	0	0	0
	RANDOLPH	22	46	68	11	0	11
	ST. CLAIR	692	657	1,349	7	0	7
	WASHINGTON	10	21	31	0	0	0
20th	CIRCUIT TOTAL	770	827	1,597	18	0	18
21st	IROQUOIS	14	57	71	0	0	0
	KANKAKEE	140	220	360	0	0	0
21st	CIRCUIT TOTAL	154	277	431	0	0	0
22nd	MCHENRY	395	396	791	4	0	4
22nd	CIRCUIT TOTAL	395	396	791	4	0	4
23rd	DEKALB	78	396	474	0	0	0
	KENDALL	124	425	549	2	0	2
23rd	CIRCUIT TOTAL	202	821	1023	2	0	2
	DOWNSTATE TOTAL	10,215	15,785	26,000	177	13	190
COOK	COOK COUNTY	16,062	63,181	79,243	47	10	57

## TIME LAPSE: CASE FILING TO DATE OF VERDICT BY CIRCUIT ALL LAW JURY VERDICTS - CALENDAR YEAR 2021

CIRCUIT	LAW JURY OVER \$50,000		LAW JURY \$50,000 OR LESS	
	NUMBER TERMINATED BY VERDICT	AVG. TIME LAPSE IN MONTHS BETWEEN DATE OF FILING AND DATE OF VERDICT	NUMBER TERMINATED BY VERDICT	AVG. TIME LAPSE IN MONTHS BETWEEN DATE OF FILING AND DATE OF VERDICT
1st	23	40.9	5	20.1
2nd	10	34.6	0	0.0
3rd	3	43.5	0	0.0
4th	7	33.9	3	37.8
5th	2	26.8	0	0.0
6th	4	41.7	1	38.9
7th	7	60.6	0	0.0
8th	4	18.7	0	0.0
9th	2	33.4	0	0.0
10th	5	68.5	1	65.2
11th	9	42.2	1	27.6
12th	6	57.6	0	0.0
13th	33	23.2	1	3.0
14th	2	56.7	0	0.0
15th	1	24.4	0	0.0
16th	0	0.0	0	0.0
17th	1	115.0	0	0.0
18th	19	59.3	0	0.0
19th	15	23.8	1	15.8
20th	18	35.9	0	0.0
21st	0	0.0	0	0.0
22nd	4	48.0	0	0.0
23rd	2	103.3	0	0.0
DOWNSTATE TOTAL	177	39.9	13	28.0
COOK COUNTY	47	43.4	10	39.4
STATE TOTAL	224	40.6	23	33.0

# TIME LAPSE: CASE FILING TO DATE OF VERDICT BY COUNTY

## ALL LAW JURY VERDICTS - CALENDAR YEAR 2021

CIRCUIT	COUNTY	LAW JURY OVER \$50,000		LAW JURY \$50,000 OR LESS	
		NUMBER TERMINATED BY VERDICT	AVG. TIME LAPSE IN MONTHS BETWEEN DATE OF FILING AND DATE OF VERDICT	NUMBER TERMINATED BY VERDICT	AVG. TIME LAPSE IN MONTHS BETWEEN DATE OF FILING AND DATE OF VERDICT
1st	ALEXANDER	0	0.0	1	26.7
	JACKSON	14	46.1	4	18.5
	JOHNSON	0	0.0	0	0.0
	MASSAC	0	0.0	0	0.0
	POPE	0	0.0	0	0.0
	PULASKI	0	0.0	0	0.0
	SALINE	0	0.0	0	0.0
	UNION	1	31.7	0	0.0
	WILLIAMSON	8	33.1	0	0.0
	CIRCUIT TOTAL	23	40.9	5	20.1
2nd	CRAWFORD	1	0.4	0	0.0
	EDWARDS	0	0.0	0	0.0
	FRANKLIN	4	48.9	0	0.0
	GALLATIN	0	0.0	0	0.0
	HAMILTON	2	24.2	0	0.0
	HARDIN	1	45.1	0	0.0
	JEFFERSON	2	28.4	0	0.0
	LAWRENCE	0	0.0	0	0.0
	RICHLAND	0	0.0	0	0.0
	WABASH	0	0.0	0	0.0
	WAYNE	0	0.0	0	0.0
	WHITE	0	0.0	0	0.0
	CIRCUIT TOTAL	10	34.6	0	0.0
3rd	BOND	0	0.0	0	0.0
	MADISON	3	43.5	0	0.0
3rd	CIRCUIT TOTAL	3	43.5	0	0.0
4th	CHRISTIAN	0	0.0	1	53.3
	CLAY	1	24.2	0	0.0
	CLINTON	0	0.0	0	0.0
	EFFINGHAM	2	52.5	0	0.0
	FAYETTE	0	0.0	0	0.0
	JASPER	0	0.0	0	0.0
	MARION	2	8.9	2	30.0
	MONTGOMERY	2	45.1	0	0.0
	SHELBY	0	0.0	0	0.0
	CIRCUIT TOTAL	7	33.9	3	37.8
5th	CLARK	0	0.0	0	0.0
	COLES	0	0.0	0	0.0
	CUMBERLAND	2	26.8	0	0.0
	EDGAR	0	0.0	0	0.0
	VERMILION	0	0.0	0	0.0
5th	CIRCUIT TOTAL	2	26.8	0	0.0



# TIME LAPSE: CASE FILING TO DATE OF VERDICT BY COUNTY

CIRCUIT	COUNTY	LAW JURY OVER \$50,000		LAW JURY \$50,000 OR LESS	
		NUMBER TERMINATED BY VERDICT	AVG. TIME LAPSE IN MONTHS BETWEEN DATE OF FILING AND DATE OF VERDICT	NUMBER TERMINATED BY VERDICT	AVG. TIME LAPSE IN MONTHS BETWEEN DATE OF FILING AND DATE OF VERDICT
6th	CHAMPAIGN	3	48.2	0	0.0
	DEWITT	0	0.0	0	0.0
	DOUGLAS	1	22.3	1	38.9
	MACON	0	0.0	0	0.0
	MOULTRIE	0	0.0	0	0.0
	PIATT	0	0.0	0	0.0
6th	CIRCUIT TOTAL	4	41.7	1	38.9
7th	GREENE	0	0.0	0	0.0
	JERSEY	1	63.5	0	0.0
	MACOUPIN	0	0.0	0	0.0
	MORGAN	0	0.0	0	0.0
	SANGAMON	5	67.2	0	0.0
	SCOTT	1	24.2	0	0.0
7th	CIRCUIT TOTAL	7	60.6	0	0.0
8th	ADAMS	1	44.0	0	0.0
	BROWN	0	0.0	0	0.0
	CALHOUN	0	0.0	0	0.0
	CASS	0	0.0	0	0.0
	MASON	2	7.1	0	0.0
	MENARD	0	0.0	0	0.0
	PIKE	1	16.6	0	0.0
	SCHUYLER	0	0.0	0	0.0
8th	CIRCUIT TOTAL	4	18.7	0	0.0
9th	FULTON	1	37.0	0	0.0
	HANCOCK	0	0.0	0	0.0
	HENDERSON	0	0.0	0	0.0
	KNOX	1	29.8	0	0.0
	MCDONOUGH	0	0.0	0	0.0
	WARREN	0	0.0	0	0.0
9th	CIRCUIT TOTAL	2	33.4	0	0.0
10th	MARSHALL	0	0.0	0	0.0
	PEORIA	4	67.3	1	65.2
	PUTNAM	1	73.0	0	0.0
	STARK	0	0.0	0	0.0
	TAZEWELL	0	0.0	0	0.0
10th	CIRCUIT TOTAL	5	68.5	1	65.2
11th	FORD	0	0.0	0	0.0
	LIVINGSTON	0	0.0	0	0.0
	LOGAN	1	37.9	0	0.0
	MCLEAN	7	44.3	0	0.0
	WOODFORD	1	31.7	1	27.6
11th	CIRCUIT TOTAL	9	42.2	1	27.6

# TIME LAPSE: CASE FILING TO DATE OF VERDICT BY COUNTY

CIRCUIT	COUNTY	LAW JURY OVER \$50,000		LAW JURY \$50,000 OR LESS	
		NUMBER TERMINATED BY VERDICT	AVG. TIME LAPSE IN MONTHS BETWEEN DATE OF FILING AND DATE OF VERDICT	NUMBER TERMINATED BY VERDICT	AVG. TIME LAPSE IN MONTHS BETWEEN DATE OF FILING AND DATE OF VERDICT
12th	WILL	6	57.6	0	0.0
12th	CIRCUIT TOTAL	6	57.6	0	0.0
13th	BUREAU	0	0.0	0	0.0
	GRUNDY	33	23.2	1	3.0
	LASALLE	0	0.0	0	0.0
13th	CIRCUIT TOTAL	33	23.2	1	3.0
14th	HENRY	1	38.4	0	0.0
	MERCER	0	0.0	0	0.0
	ROCK ISLAND	0	0.0	0	0.0
	WHITESIDE	1	75.1	0	0.0
14th	CIRCUIT TOTAL	2	56.7	0	0.0
15th	CARROLL	0	0.0	0	0.0
	JO DAVIESS	0	0.0	0	0.0
	LEE	0	0.0	0	0.0
	OGLE	1	24.4	0	0.0
	STEPHENSON	0	0.0	0	0.0
15th	CIRCUIT TOTAL	1	24.4	0	0.0
16th	KANE	0	0.0	0	0.0
16th	CIRCUIT TOTAL	0	0.0	0	0.0
17th	BOONE	0	0.0	0	0.0
	WINNEBAGO	1	115.0	0	0.0
17th	CIRCUIT TOTAL	1	115.0	0	0.0
18th	DUPAGE	19	59.3	0	0.0
18th	CIRCUIT TOTAL	19	59.3	0	0.0
19th	LAKE	15	23.8	1	15.8
19th	CIRCUIT TOTAL	15	23.8	1	15.8
20th	MONROE	0	0.0	0	0.0
	PERRY	0	0.0	0	0.0
	RANDOLPH	11	38.1	0	0.0
	ST. CLAIR	7	32.5	0	0.0
	WASHINGTON	0	0.0	0	0.0
20th	CIRCUIT TOTAL	18	35.9	0	0.0
21st	IROQUOIS	0	0.0	0	0.0
	KANKAKEE	0	0.0	0	0.0
21st	CIRCUIT TOTAL	0	0.0	0	0.0
22nd	MCHENRY	4	48.0	0	0.0
22nd	CIRCUIT TOTAL	4	48.0	0	0.0
23rd	DEKALB	0	0.0	0	0.0
	KENDALL	2	103.3	0	0.0
23rd	CIRCUIT TOTAL	2	103.3	0	0.0
	DOWNSTATE TOTAL	177	39.9	13	28.0
COOK	COOK COUNTY	47	43.4	10	39.4
	STATE TOTAL	224	40.6	23	33.0

# FELONY DISPOSITIONS AND SENTENCES BY CIRCUIT

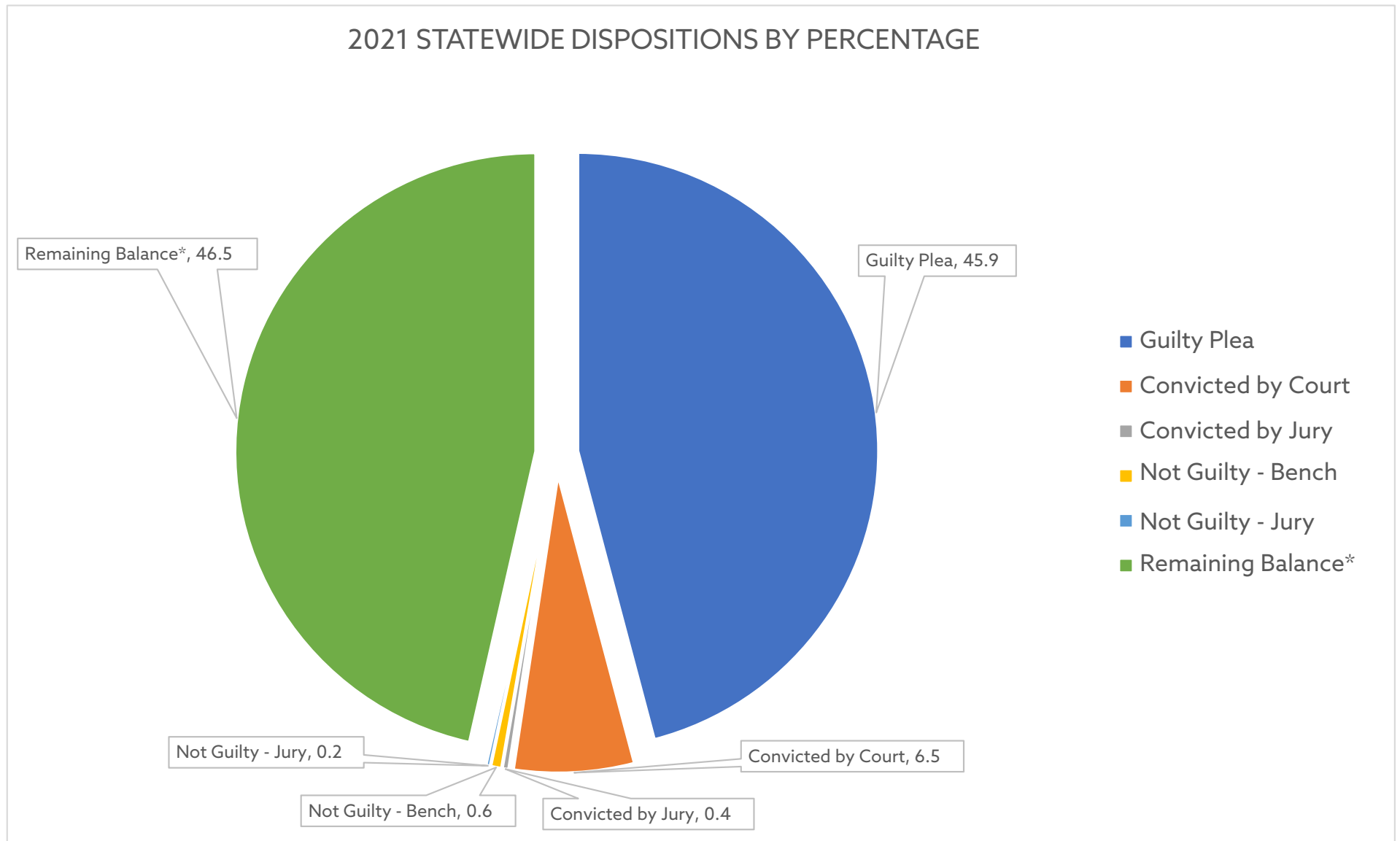
## CALENDAR YEAR 2021

CIRCUIT	TOTAL NUMBER OF DEFENDANTS	TOTAL CONVICTED	CONVICTED OF FELONIES			FOUND NOT GUILTY		REMAINING BALANCE*	SENTENCES			
			PLEA OF GUILTY	CONVICTED BY COURT	CONVICTED BY JURY	BENCH TRIAL	JURY TRIAL		STATE IMPRISONMENT	PROBATION	OTHER**	TOTAL SENTENCES
1st	2,005	845	832	5	8	2	3	1,155	260	483	102	845
2nd	2,261	1,218	1,192	15	11	0	2	1,041	397	627	194	1,218
3rd	4,460	1,742	1,739	2	1	1	2	2,715	475	1,017	250	1,742
4th	2,261	1,272	1,264	4	4	7	5	977	356	845	71	1,272
5th	1,516	910	897	2	11	3	4	599	280	571	59	910
6th	3,316	1,828	1,551	256	21	9	11	1,468	564	1,034	230	1,828
7th	2,453	1,193	1,187	1	5	3	3	1,254	369	653	171	1,193
8th	1,703	1,121	1,114	4	3	2	3	577	363	688	70	1,121
9th	1,488	607	595	8	4	3	4	874	181	302	124	607
10th	1,299	809	796	5	8	2	4	484	289	448	72	809
11th	2,696	1,727	1,659	36	32	8	10	951	570	1,081	76	1,727
12th	1,981	1,396	1,380	16	0	31	0	554	356	788	252	1,396
13th	856	569	567	0	2	1	1	285	173	274	122	569
14th	1,933	1,223	1,209	9	5	3	3	704	306	646	271	1,223
15th	1,137	627	575	7	45	1	8	501	143	362	122	627
16th	2,033	1,449	1,391	45	13	13	8	563	596	803	50	1,449
17th	2,958	1,699	1,667	20	12	7	6	1,246	384	1,056	259	1,699
18th	3,623	1,935	1,883	44	8	4	64	1,620	373	795	767	1,935
19th	2,142	894	886	3	5	8	0	1,240	231	584	79	894
20th	3,143	1,784	1,770	6	8	9	3	1,347	530	1,162	92	1,784
21st	537	322	316	2	4	5	3	207	79	179	64	322
22nd	958	407	394	8	5	3	3	545	147	207	53	407
23rd	786	480	472	8	0	7	3	296	125	196	159	480
DOWNSTATE TOTAL	47,545	26,057	25,336	506	215	132	153	21,203	7,547	14,801	3,709	26,057
COOK COUNTY	31,942	15,852	11,152	4,635	65	334	31	15,725	6,750	6,646	2,456	15,852
STATE TOTAL	79,487	41,909	36,488	5,141	280	466	184	36,928	14,297	21,447	6,165	41,909

\* INCLUDES SUCH DISPOSITIONS AS TRANSFERS TO INACTIVE/FUGITIVE WARRANT CALENDAR, EXTRADITION PROCEEDINGS, AND DISMISSED ON MOTION OF STATE.

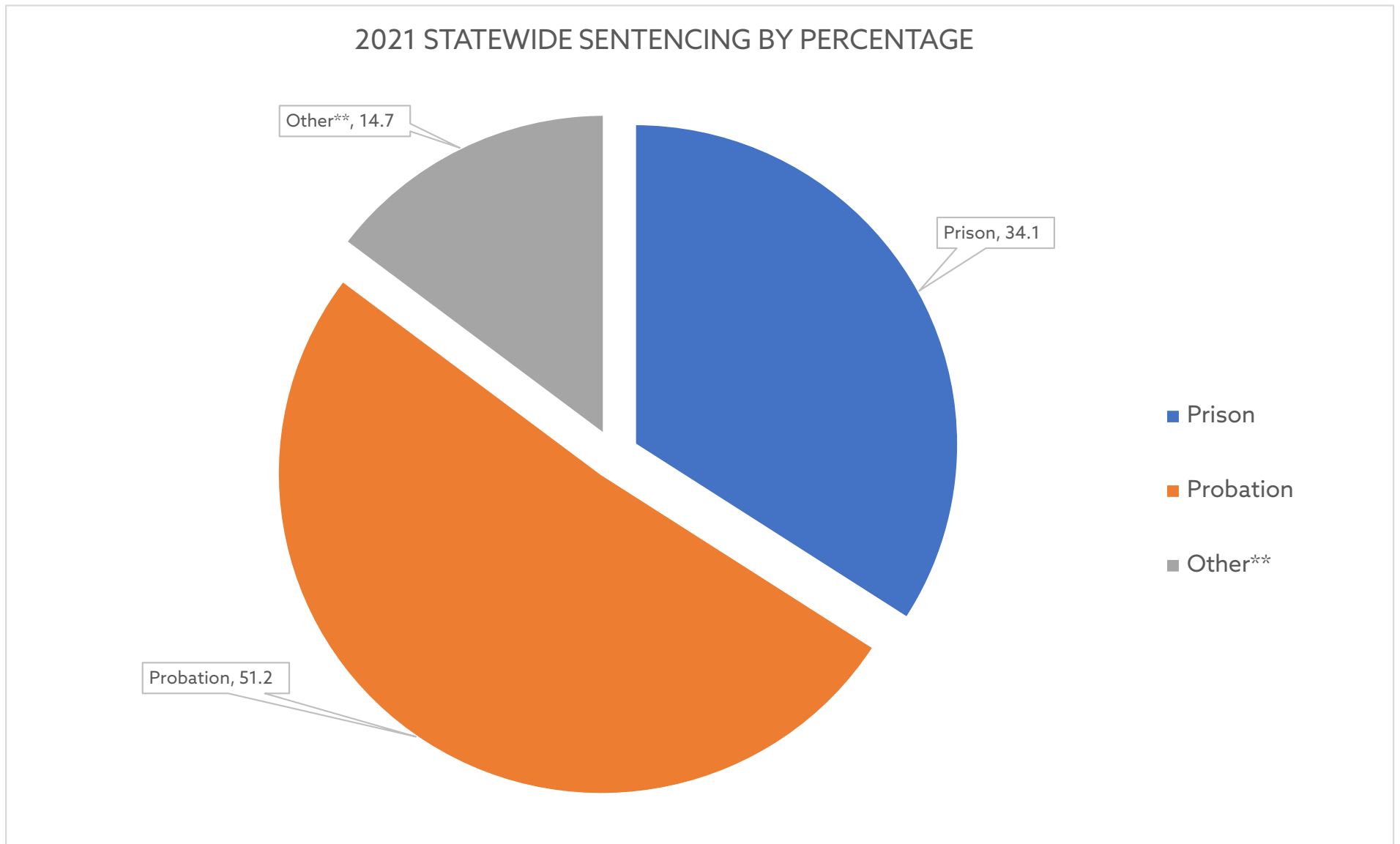
\*\*INCLUDES IMPRISONMENT IN A LOCAL JAIL, FINE ONLY, COMMUNITY SERVICE, ECT.

# FELONY DISPOSITIONS AND SENTENCES BY CIRCUIT



\* Includes transfers to inactive/fugitive warrant calendar, extradition proceedings, and dismissed on motion of state

## FELONY DISPOSITIONS AND SENTENCES BY CIRCUIT



\*\* Includes imprisonment in a local jail, fine only, community service, etc.

# FELONY DISPOSITIONS AND SENTENCES BY COUNTY

## CALENDAR YEAR 2021

CIRCUIT	COUNTY	TOTAL NUMBER OF DEFENDANTS	TOTAL CONVICTED	CONVICTED OF FELONIES			FOUND NOT GUILTY		REMAINING BALANCE *	SENTENCES			
				PLEA OF GUILTY	CONVICTED BY COURT	CONVICTED BY JURY	BENCH TRIAL	JURY TRIAL		STATE IMPRISONMENT	PROBATION	OTHER **	TOTAL SENTENCES
1st	ALEXANDER	92	52	50	2	0	0	1	39	12	38	2	52
	JACKSON	356	192	189	0	3	0	0	164	73	104	15	192
	JOHNSON	58	48	47	1	0	0	0	10	18	29	1	48
	MASSAC	171	88	88	0	0	0	0	83	22	63	3	88
	POPE	32	23	22	0	1	0	0	9	14	8	1	23
	PULASKI	73	29	29	0	0	1	0	43	5	18	6	29
	SALINE	418	147	143	1	3	0	2	269	46	99	2	147
	UNION	286	93	92	0	1	1	0	192	32	41	20	93
	WILLIAMSON	519	173	172	1	0	0	0	346	38	83	52	173
1st	CIRCUIT TOTAL	2,005	845	832	5	8	2	3	1,155	260	483	102	845
2nd	CRAWFORD	250	151	151	0	0	0	1	98	61	76	14	151
	EDWARDS	33	28	27	0	1	0	0	5	11	15	2	28
	FRANKLIN	493	156	156	0	0	0	0	337	40	79	37	156
	GALLATIN	47	25	25	0	0	0	0	22	7	12	6	25
	HAMILTON	61	39	39	0	0	0	0	22	6	21	12	39
	HARDIN	37	22	22	0	0	0	0	15	5	15	2	22
	JEFFERSON	462	328	323	0	5	0	0	134	131	160	37	328
	LAWRENCE	163	117	114	0	3	0	0	46	52	57	8	117
	RICHLAND	289	97	96	0	1	0	0	192	13	62	22	97
	WABASH	61	36	35	0	1	0	0	25	13	19	4	36
	WAYNE	185	81	66	15	0	0	0	104	15	61	5	81
	WHITE	180	138	138	0	0	0	1	41	43	50	45	138
2nd	CIRCUIT TOTAL	2,261	1,218	1,192	15	11	0	2	1,041	397	627	194	1,218
3rd	BOND	140	116	115	0	1	1	0	23	39	74	3	116
	MADISON	4,320	1,626	1,624	2	0	0	2	2,692	436	943	247	1,626
3rd	CIRCUIT TOTAL	4,460	1,742	1,739	2	1	1	2	2,715	475	1,017	250	1,742
4th	CHRISTIAN	348	184	184	0	0	0	0	164	55	117	12	184
	CLAY	96	61	58	3	0	0	0	35	19	39	3	61
	CLINTON	198	154	154	0	0	0	0	44	53	87	14	154
	EFFINGHAM	331	171	167	1	3	1	2	157	45	114	12	171
	FAYETTE	454	275	275	0	0	0	2	177	66	203	6	275
	JASPER	77	19	19	0	0	0	0	58	1	11	7	19
	MARION	363	213	213	0	0	6	1	143	66	140	7	213
	MONTGOMERY	278	130	129	0	1	0	0	148	36	89	5	130
	SHELBY	116	65	65	0	0	0	0	51	15	45	5	65
4th	CIRCUIT TOTAL	2,261	1,272	1,264	4	4	7	5	977	356	845	71	1,272
5th	CLARK	77	62	62	0	0	0	0	15	15	40	7	62
	COLES	570	333	332	0	1	1	4	232	89	229	15	333
	CUMBERLAND	73	53	51	1	1	0	0	20	14	33	6	53
	EDGAR	222	128	127	0	1	0	0	94	42	80	6	128
	VERMILION	574	334	325	1	8	2	0	238	120	189	25	334
5th	CIRCUIT TOTAL	1,516	910	897	2	11	3	4	599	280	571	59	910

\* INCLUDES SUCH DISPOSITIONS AS TRANSFERS TO INACTIVE/FUGITIVE WARRANT CALENDAR, EXTRADITION PROCEEDINGS, AND DISMISSED ON MOTION OF STATE.

\*\*INCLUDES IMPRISONMENT IN A LOCAL JAIL, FINE ONLY, COMMUNITY SERVICE, ETC.

# FELONY DISPOSITIONS AND SENTENCES

CIRCUIT	COUNTY	TOTAL NUMBER OF DEFENDANTS	TOTAL CONVICTED	CONVICTED OF FELONIES			FOUND NOT GUILTY		REMAINING BALANCE *	SENTENCES			
				PLEA OF GUILTY	CONVICTED BY COURT	CONVICTED BY JURY	BENCH TRIAL	JURY TRIAL		STATE IMPRISONMENT	PROBATION	OTHER **	TOTAL SENTENCES
6th	Champaign	1,281	702	439	253	10	5	5	569	191	419	92	702
	DeWitt	142	105	101	3	1	0	0	37	30	56	19	105
	Douglas	220	134	134	0	0	0	0	86	41	49	44	134
	Macon	1,502	793	785	0	8	4	6	699	264	454	75	793
	Moultrie	68	40	40	0	0	0	0	28	16	24	0	40
	Platt	103	54	52	0	2	0	0	49	22	32	0	54
6th	Circuit Total	3,316	1,828	1,551	256	21	9	11	1,468	564	1,034	230	1,828
7th	Greene	162	94	94	0	0	0	0	68	22	67	5	94
	Jersey	328	211	211	0	0	0	0	117	60	86	65	211
	Macoupin	300	261	261	0	0	0	0	39	64	186	11	261
	Morgan	194	112	112	0	0	1	0	81	41	66	5	112
	Sangamon	1,441	495	489	1	5	2	3	941	174	236	85	495
	Scott	28	20	20	0	0	0	0	8	8	12	0	20
7th	Circuit Total	2,453	1,193	1,187	1	5	3	3	1,254	369	653	171	1,193
8th	Adams	1,046	706	705	0	1	0	3	337	216	455	35	706
	Brown	33	12	12	0	0	0	0	21	2	8	2	12
	Calhoun	33	28	26	1	1	0	0	5	15	13	0	28
	Cass	138	59	59	0	0	1	0	78	17	35	7	59
	Mason	101	50	50	0	0	0	0	51	24	22	4	50
	Menard	39	23	23	0	0	0	0	16	8	14	1	23
	Pike	266	209	206	2	1	1	0	56	74	119	16	209
	Schuyler	47	34	33	1	0	0	0	13	7	22	5	34
8th	Circuit Total	1,703	1,121	1,114	4	3	2	3	577	363	688	70	1,121
9th	Fulton	276	124	124	0	0	1	1	150	66	16	42	124
	Hancock	129	88	88	0	0	0	0	41	15	57	16	88
	Henderson	78	34	34	0	0	0	0	44	4	30	0	34
	Knox	700	206	202	3	1	1	3	490	75	131	0	206
	McDonough	192	113	105	5	3	0	0	79	14	49	50	113
	Warren	113	42	42	0	0	1	0	70	7	19	16	42
9th	Circuit Total	1,488	607	595	8	4	3	4	874	181	302	124	607
10th	Marshall	52	29	28	1	0	0	0	23	12	16	1	29
	Peoria	664	414	408	1	5	2	4	244	158	214	42	414
	Putnam	14	6	6	0	0	0	0	8	1	3	2	6
	Stark	29	12	12	0	0	0	0	17	6	5	1	12
	Tazewell	540	348	342	3	3	0	0	192	112	210	26	348
10th	Circuit Total	1,299	809	796	5	8	2	4	484	289	448	72	809
11th	Ford	83	49	36	1	12	0	0	34	10	38	1	49
	Livingston	479	344	317	23	4	5	4	126	129	182	33	344
	Logan	197	151	148	0	3	1	1	44	57	87	7	151
	McLean	1,727	1,028	1,007	9	12	1	4	694	307	690	31	1,028
	Woodford	210	155	151	3	1	1	1	53	67	84	4	155
11th	Circuit Total	2,696	1,727	1,659	36	32	8	10	951	570	1,081	76	1,727

\* INCLUDES SUCH DISPOSITIONS AS TRANSFERS TO INACTIVE/FUGITIVE WARRANT CALENDAR, EXTRADITION PROCEEDINGS, AND DISMISSED ON MOTION OF STATE.

\*\*INCLUDES IMPRISONMENT IN A LOCAL JAIL, FINE ONLY, COMMUNITY SERVICE, ETC.

# FELONY DISPOSITIONS AND SENTENCES

CIRCUIT	COUNTY	TOTAL NUMBER OF DEFENDANTS	TOTAL CONVICTED	CONVICTED OF FELONIES			FOUND NOT GUILTY		REMAINING BALANCE *	SENTENCES			
				PLEA OF GUILTY	CONVICTED BY COURT	CONVICTED BY JURY	BENCH TRIAL	JURY TRIAL		STATE IMPRISONMENT	PROBATION	OTHER **	TOTAL SENTENCES
12th	Will	1,981	1,396	1,380	16	0	31	0	554	356	788	252	1,396
12th	Circuit Total	1,981	1,396	1,380	16	0	31	0	554	356	788	252	1,396
13th	Bureau	96	84	84	0	0	0	1	11	37	38	9	84
	Grundy	244	146	144	0	2	0	0	98	43	75	28	146
	LaSalle	516	339	339	0	0	1	0	176	93	161	85	339
13th	Circuit Total	856	569	567	0	2	1	1	285	173	274	122	569
14th	Henry	475	312	302	8	2	2	2	159	74	165	73	312
	Mercer	82	47	47	0	0	1	0	34	13	30	4	47
	Rock Island	1,039	646	644	0	2	0	1	392	139	335	172	646
	Whiteside	337	218	216	1	1	0	0	119	80	116	22	218
14th	Circuit Total	1,933	1,223	1,209	9	5	3	3	704	306	646	271	1,223
15th	Carroll	112	56	53	1	2	0	2	54	24	25	7	56
	Jo Daviess	204	71	71	0	0	0	0	133	20	27	24	71
	Lee	255	164	119	4	41	0	1	90	35	77	52	164
	Ogle	318	164	163	1	0	1	3	150	21	118	25	164
	Stephenson	248	172	169	1	2	0	2	74	43	115	14	172
15th	Circuit Total	1,137	627	575	7	45	1	8	501	143	362	122	627
16th	Kane	2,033	1,449	1,391	45	13	13	8	563	596	803	50	1,449
16th	Circuit Total	2,033	1,449	1,391	45	13	13	8	563	596	803	50	1,449
17th	Boone	349	297	296	1	0	2	3	47	92	168	37	297
	Winnebago	2,609	1,402	1,371	19	12	5	3	1,199	292	888	222	1,402
17th	Circuit Total	2,958	1,699	1,667	20	12	7	6	1,246	384	1,056	259	1,699
18th	DuPage	3,623	1,935	1,883	44	8	4	64	1,620	373	795	767	1,935
18th	Circuit Total	3,623	1,935	1,883	44	8	4	64	1,620	373	795	767	1,935
19th	Lake	2,142	894	886	3	5	8	0	1,240	231	584	79	894
19th	Circuit Total	2,142	894	886	3	5	8	0	1,240	231	584	79	894
20th	Monroe	281	182	182	0	0	2	1	96	46	121	15	182
	Perry	94	58	58	0	0	1	0	35	21	28	9	58
	Randolph	262	195	192	2	1	0	0	67	71	114	10	195
	St. Clair	2,347	1,282	1,273	3	6	6	2	1,057	382	858	42	1,282
	Washington	159	67	65	1	1	0	0	92	10	41	16	67
20th	Circuit Total	3,143	1,784	1,770	6	8	9	3	1,347	530	1,162	92	1,784
21st	Iroquois	128	81	81	0	0	0	0	47	11	67	3	81
	Kankakee	409	241	235	2	4	5	3	160	68	112	61	241
21st	Circuit Total	537	322	316	2	4	5	3	207	79	179	64	322
22nd	McHenry	958	407	394	8	5	3	3	545	147	207	53	407
22nd	Circuit Total	958	407	394	8	5	3	3	545	147	207	53	407
23rd	DeKalb	561	299	296	3	0	3	1	258	82	106	111	299
	Kendall	225	181	176	5	0	4	2	38	43	90	48	181
23rd	Circuit Total	786	480	472	8	0	7	3	296	125	196	159	480
	Downstate Total	47,545	26,057	25,336	506	215	132	153	21,203	7,547	14,801	3,709	26,057
COOK	Cook County	31,942	15,852	11,152	4,635	65	334	31	15,725	6,750	6,646	2,456	15,852
	State Total	79,487	41,909	36,488	5,141	280	466	184	36,928	14,297	21,447	6,165	41,909

\* INCLUDES SUCH DISPOSITIONS AS TRANSFERS TO INACTIVE/FUGITIVE WARRANT CALENDAR, EXTRADITION PROCEEDINGS, AND DISMISSED ON MOTION OF STATE.

\*\*INCLUDES IMPRISONMENT IN A LOCAL JAIL, FINE ONLY, COMMUNITY SERVICE, ETC.



# **FINANCIAL SUMMARY OF THE CIRCUIT COURTS OF ILLINOIS**

**The amounts reported on the following pages are for FY 2021. In most counties, FY21 ended 11/30/2021.**

**Those counties with different fiscal years are as follows:**

<b>CALHOUN</b>	<b>FY21 ENDED 08/31/2021</b>
<b>DEKALB</b>	<b>FY21 ENDED 12/31/2021</b>
<b>DOUGLAS</b>	<b>FY21 ENDED 12/31/2021</b>
<b>GREENE</b>	<b>FY21 ENDED 12/31/2021</b>
<b>MACOUPIN</b>	<b>FY21 ENDED 08/31/2021</b>
<b>MASSAC</b>	<b>FY21 ENDED 12/31/2021</b>
<b>MCLEAN</b>	<b>FY21 ENDED 12/31/2021</b>
<b>MORGAN</b>	<b>FY21 ENDED 08/31/2021</b>
<b>PEORIA</b>	<b>FY21 ENDED 12/31/2021</b>
<b>ST.CLAIR</b>	<b>FY21 ENDED 12/31/2021</b>
<b>SHELBY</b>	<b>FY21 ENDED 08/31/2021</b>
<b>STEPHENSON</b>	<b>FY21 ENDED 12/31/2021</b>
<b>WINNEBAGO</b>	<b>FY21 ENDED 09/30/2021</b>

**Beginning in October of 1999, employers began sending child support payments to the State Disbursement Unit rather than to circuit clerks for processing and disbursement to recipients. The amounts reported by circuit clerks under the heading "Maintenance and Child Support Payments" include payments processed and disbursed by the State Disbursements Unit.**

# CIRCUIT CLERK FEES AND OTHER REVENUE BY COUNTY

## DECEMBER 1, 2020 - NOVEMBER 30, 2021

CIRCUIT	COUNTY	FEES AND OTHER REVENUE OF CLERK'S OFFICE									
		CLERK'S FEES AND COSTS	COURT AUTOMATION FUND	MAINTENANCE AND CHILD SUPPORT	DOCUMENT STORAGE FUND	OPERATION AND ADMIN. FUND	CLERK'S E-CITATION FUND	INTEREST ON INVESTED FUNDS	DHFS IV-D CONTR. & INCENT.	OTHER	TOTAL FEES AND OTHER REVENUE
1st.....	Alexander	102,910	37,686	0	37,565	10,229	12,569	0	2,500	0	203,458
	Jackson	321,372	83,961	25,709	83,464	48,849	19,937	4,007	6,357	0	593,655
	Johnson	150,005	53,776	0	53,726	13,798	18,539	94	1,561	0	291,499
	Massac	371,068	111,103	0	110,793	27,354	0	2,124	1,617	963	625,023
	Pope	52,831	14,951	0	14,926	3,836	5,045	22	105	0	91,715
	Pulaski	371,786	187,379	0	186,061	48,176	69,202	739	504	0	863,846
	Saline	139,944	42,956	108	42,443	12,200	9,430	0	11,322	0	258,404
	Union	168,494	59,984	5,845	38,507	9,976	10,577	237	3,103	0	296,723
	Williamson	741,206	180,452	329	179,748	47,464	51,374	9,273	35,151	0	1,244,997
1st.....	Circuit Total	2,419,616	772,248	31,990	747,234	221,882	196,672	16,496	62,220	963	4,469,320
2nd.....	Crawford	123,704	23,731	661	23,083	6,170	5,399	827	0	0	183,577
	Edwards	43,973	12,641	3,467	12,646	3,287	3,616	173	2,431	0	82,233
	Franklin	303,998	50,811	0	55,318	14,124	8,890	465	6,987	0	440,593
	Gallatin	52,952	14,583	71	14,591	3,966	4,519	358	0	0	91,040
	Hamilton	61,760	14,999	4,632	15,077	4,170	3,766	986	1,645	0	107,034
	Hardin	31,080	6,755	186	7,073	2,131	0	21	147	72	47,465
	Jefferson	277,989	54,134	8,017	53,985	27,414	8,243	0	5,118	0	434,900
	Lawrence	108,513	18,590	13,893	18,254	4,368	3,354	0	63	0	167,035
	Richland	114,699	21,136	6,725	21,490	6,720	4,080	226	0	0	175,076
	Wabash	56,607	14,476	5,737	14,568	4,543	3,589	53	1,005	0	100,578
	Wayne	143,592	32,121	5,905	31,972	9,867	9,209	226	2,140	0	235,032
	White	132,301	36,257	7,917	36,741	11,834	9,248	739	2,893	0	237,930
2nd.....	Circuit Total	1,451,168	300,233	57,211	304,799	98,594	63,913	4,076	22,428	72	2,302,492
3rd.....	Bond	45,931	64,801	36	64,900	16,530	23,182	482	1,122	0	216,983
	Madison	6,386,103	1,089,766	70,358	1,102,955	276,241	84,286	38,301	20,502	25,103	9,093,616
3rd.....	Circuit Total	6,432,034	1,154,567	70,394	1,167,855	292,772	107,468	38,783	21,624	25,103	9,310,599
4th.....	Christian	205,691	52,096	8,996	51,464	13,914	10,221	617	6,168	0	349,167
	Clay	87,774	23,035	7,337	21,674	5,238	5,029	869	8,817	0	159,773
	Clinton	183,221	37,723	19,521	39,761	10,514	7,801	564	4,898	0	304,004
	Effingham	192,742	52,735	3,515	53,748	36,420	12,864	4,037	4,180	0	360,242
	Fayette	184,602	82,840	18,918	82,633	21,101	26,962	217	2,887	0	420,160
	Jasper	55,925	12,594	0	12,603	3,742	3,269	233	1,477	0	89,842
	Marion	78,695	64,842	33,682	63,804	17,882	17,913	0	8,295	0	285,112
	Montgomery	203,962	81,040	17,244	81,462	21,822	24,848	1,485	7,880	0	439,743
	Shelby	73,171	20,663	74,004	20,580	6,038	4,115	139	1,134	0	199,844
	Circuit Total	1,265,783	427,569	183,217	427,729	136,671	113,022	8,161	45,736	0	2,607,888
5th.....	Clark	103,725	24,961	3,795	24,881	7,871	6,322	64	798	17	172,434
	Coles	360,672	73,388	144	73,449	18,715	15,088	1,002	7,210	0	549,668
	Cumberland	77,641	17,158	3,854	17,035	5,531	4,114	0	2,746	0	128,080
	Edgar	110,878	18,076	4,324	17,986	5,347	3,514	1,099	945	0	162,170
	Vermilion	1,208,968	109,203	30,508	109,433	28,839	26,342	0	6,614	10,483	1,530,389
5th.....	Circuit Total	1,861,884	242,786	42,625	242,785	66,303	55,380	2,166	18,313	10,500	2,542,741

# CIRCUIT CLERK FEES AND OTHER REVENUE

CIRCUIT	COUNTY	FEES AND OTHER REVENUE OF CLERK'S OFFICE									
		CLERK'S FEES AND COSTS	COURT AUTOMATION FUND	MAINTENANCE AND CHILD SUPPORT	DOCUMENT STORAGE FUND	OPERATION AND ADMIN. FUND	CLERK'S E-CITATION FUND	INTEREST ON INVESTED FUNDS	DHFS IV-D CONTR. & INCENT.	OTHER	TOTAL FEES AND OTHER REVENUE
6th.....	Champaign	1,347,866	312,522	9,558	223,805	202,094	53,719	7,777	11,697	0	2,169,038
	DeWitt	105,864	24,572	5,268	24,522	6,861	6,369	14	1,416	0	174,886
	Douglas	56,563	34,841	6,040	34,496	18,451	9,334	343	1,909	0	161,976
	Macon	951,337	162,290	77,747	161,374	45,861	27,214	13,815	16,174	0	1,455,812
	Moultrie	71,355	17,427	4,603	17,504	6,872	5,016	10	2,757	0	125,544
	Piatt	86,218	16,670	324	16,269	8,986	3,818	89	2,872	0	135,247
6th.....	Circuit Total	2,619,202	568,322	103,540	477,970	289,125	105,470	22,048	36,825	0	4,222,503
7th.....	Greene	81,160	20,262	4,508	20,130	5,821	4,612	4	2,014	0	138,511
	Jersey	163,656	61,853	3,187	61,287	14,841	16,550	248	20,933	0	342,555
	Macoupin	277,705	68,119	101	66,873	27,239	18,294	283	4,739	0	463,352
	Morgan	214,205	39,636	14,357	39,965	14,267	7,444	2,250	4,277	0	336,402
	Sangamon	384,654	378,886	45,252	371,270	111,428	94,937	109,040	23,308	0	1,518,773
	Scott	33,257	12,982	720	12,949	3,203	3,789	0	2,903	0	69,802
7th.....	Circuit Total	1,154,636	581,738	68,124	572,474	176,797	145,627	111,825	58,174	0	2,869,395
8th.....	Adams	480,569	130,598	13,598	130,447	35,611	30,515	3,889	11,740	0	836,968
	Brown	57,921	15,871	3,430	15,851	4,287	5,366	0	0	0	102,725
	Calhoun	33,610	7,820	913	7,885	2,477	2,357	92	796	0	55,951
	Cass	89,885	22,380	10,492	22,364	5,686	5,828	83	1,218	0	157,935
	Mason	129,969	37,573	1,892	37,847	10,459	11,509	734	2,098	0	232,080
	Menard	47,148	9,901	48	9,967	2,224	1,965	570	975	0	72,797
	Pike	61,656	47,391	7,146	48,267	17,180	14,655	0	0	0	196,295
	Schuyler	60,340	18,167	6,154	18,134	4,719	5,111	0	2,221	0	114,846
8th.....	Circuit Total	961,099	289,699	43,673	290,762	82,642	77,306	5,367	19,048	0	1,769,597
9th.....	Fulton	147,618	55,964	9,410	56,299	15,616	13,556	1,473	3,843	45	303,825
	Hancock	19,379	31,471	72	31,399	8,794	8,317	1,731	1,977	0	103,140
	Henderson	16,751	39,043	3,685	38,751	10,652	14,036	6	315	0	123,239
	Knox	116,060	76,255	10,055	76,043	23,898	18,688	0	6,279	0	327,276
	McDonough	241,184	48,239	9,488	48,816	17,087	12,192	1,137	2,079	0	380,222
	Warren	35,563	28,664	21,906	28,541	8,267	8,070	17	1,794	0	132,824
9th.....	Circuit Total	576,556	279,636	54,617	279,848	84,315	74,859	4,365	16,287	45	1,370,526
10th.....	Marshall	63,918	8,554	5,585	8,395	5,855	1,301	67	870	0	94,545
	Peoria	1,532,886	260,447	2,858	261,709	109,030	49,798	1,559	15,860	0	2,234,146
	Putnam	30,260	12,160	1,484	12,113	3,189	3,755	70	1,435	264	64,729
	Stark	63,317	9,920	4,396	10,439	3,023	2,629	86	1,615	0	95,425
	Tazewell	1,048,593	252,573	32,504	253,116	94,406	69,083	630	6,510	0	1,757,415
10th.....	Circuit Total	2,738,974	543,654	46,827	545,772	215,502	126,566	2,412	26,290	264	4,246,260
11th.....	Ford	116,004	16,998	108	17,187	5,327	3,152	201	5,168	0	164,145
	Livingston	384,005	68,483	11,241	66,485	23,140	18,196	2,004	5,433	0	578,987
	Logan	286,327	45,365	15,965	45,376	16,390	8,614	230	3,962	0	422,229
	McLean	408,593	354,744	57,847	351,243	92,885	98,681	9,540	9,240	0	1,382,773
	Woodford	256,012	42,633	746	40,953	12,315	10,484	0	3,529	0	366,672
11th.....	Circuit Total	1,450,941	528,222	85,907	521,244	150,057	139,126	11,975	27,333	0	2,914,806

# CIRCUIT CLERK FEES AND OTHER REVENUE

CIRCUIT	COUNTY	FEES AND OTHER REVENUE OF CLERK'S OFFICE									
		CLERK'S FEES AND COSTS	COURT AUTOMATION FUND	MAINTENANCE AND CHILD SUPPORT	DOCUMENT STORAGE FUND	OPERATION AND ADMIN. FUND	CLERK'S E-CITATION FUND	INTEREST ON INVESTED FUNDS	DHFS IV-D CONTR. & INCENT.	OTHER	TOTAL FEES AND OTHER REVENUE
12th.....	Will	853,631	1,255,582	86,031	1,227,426	632,764	338,246	59,095	18,249	0	4,471,024
12th.....	Circuit Total	853,631	1,255,582	86,031	1,227,426	632,764	338,246	59,095	18,249	0	4,471,024
13th.....	Bureau	240,232	48,383	15,263	48,401	14,561	10,476	820	6,011	0	384,147
	Grundy	536,411	103,488	16,115	103,304	26,624	25,554	1,319	4,635	0	817,451
	LaSalle	207,852	219,278	9,405	219,133	124,112	56,936	133	6,804	0	843,654
13th.....	Circuit Total	984,495	371,149	40,783	370,839	165,297	92,966	2,272	17,450	0	2,045,252
14th.....	Henry	307,046	83,650	18,138	80,551	25,417	20,450	2,653	7,701	0	545,606
	Mercer	81,478	14,246	0	14,277	4,134	2,295	140	3,460	0	120,030
	Rock Island	1,342,129	226,637	111,868	242,022	92,768	53,998	14,806	18,518	0	2,102,746
	Whiteside	549,829	140,892	0	140,528	34,209	36,145	0	5,860	9,277	916,740
14th.....	Circuit Total	2,280,483	465,425	130,006	477,378	156,528	112,887	17,600	35,539	9,277	3,685,123
15th.....	Carroll	85,565	27,684	4,095	27,708	7,138	7,249	1,015	2,515	0	162,970
	Jo Daviess	149,215	42,904	0	42,833	10,794	11,969	0	1,729	0	259,443
	Lee	238,321	70,880	10,223	71,158	18,738	19,903	734	1,722	0	431,679
	Ogle	321,063	111,258	0	111,518	28,991	34,607	3,341	3,129	0	613,907
	Stephenson	307,002	102,079	9,226	101,728	24,343	27,682	0	7,284	0	579,344
15th.....	Circuit Total	1,101,166	354,804	23,544	354,945	90,005	101,410	5,091	16,379	0	2,047,343
16th.....	Kane	3,017,507	793,496	86,781	755,734	494,781	175,556	7,997	11,739	0	5,343,591
16th.....	Circuit Total	3,017,507	793,496	86,781	755,734	494,781	175,556	7,997	11,739	0	5,343,591
17th.....	Boone	144,203	90,822	10,912	90,733	26,609	22,958	2,427	4,579	0	393,244
	Winnebago	2,549,468	446,162	51,055	466,340	104,995	107,884	0	23,945	0	3,749,849
17th.....	Circuit Total	2,693,671	536,984	61,967	557,073	131,604	130,843	2,427	28,524	0	4,143,093
18th.....	DuPage	2,461,469	1,524,233	325,229	1,518,238	1,149,184	452,814	131,682	0	0	7,562,849
18th.....	Circuit Total	2,461,469	1,524,233	325,229	1,518,238	1,149,184	452,814	131,682	0	0	7,562,849
19th.....	Lake	1,475,527	997,617	49,352	985,557	258,891	251,366	3,217	0	0	4,021,527
19th.....	Circuit Total	1,475,527	997,617	49,352	985,557	258,891	251,366	3,217	0	0	4,021,527
20th.....	Monroe	294,167	52,241	8,100	56,131	18,843	14,856	578	2,688	0	447,604
	Perry	137,050	29,076	9,214	29,137	7,587	6,717	0	0	0	218,780
	Randolph	152,777	53,744	11,124	49,388	14,230	7,773	295	1,533	0	290,864
	St. Clair	1,298,634	1,023,754	63,538	1,025,216	16,309	74,910	2,204	23,079	0	3,527,644
	Washington	98,047	19,760	3,068	19,777	5,499	4,714	220	3,281	0	154,367
20th.....	Circuit Total	1,980,675	1,178,574	95,044	1,179,648	62,468	108,970	3,298	30,581	0	4,639,259
21st.....	Iroquois	206,896	55,287	203	54,836	15,937	14,869	194	3,319	0	351,542
	Kankakee	972,455	200,309	44,946	200,912	49,424	45,443	0	7,749	60	1,521,297
21st.....	Circuit Total	1,179,351	255,596	45,149	255,748	65,361	60,312	194	11,068	60	1,872,839
22nd.....	McHenry	1,974,780	611,934	71,178	580,476	158,379	169,169	168,796	8,022	0	3,742,735
22nd.....	Circuit Total	1,974,780	611,934	71,178	580,476	158,379	169,169	168,796	8,022	0	3,742,735
23rd.....	DeKalb	568,430	153,080	12,810	153,147	78,666	36,406	1,715	6,006	1,093	1,011,352
	Kendall	1,114,550	132,316	56,189	132,305	33,182	22,489	90	2,462	0	1,493,582
	Circuit Total	1,682,980	285,396	68,999	285,451	111,848	58,895	1,804	8,468	1,093	2,504,934
	Downstate Total	44,617,630	14,319,464	1,872,187	14,126,984	5,291,768	3,258,843	631,146	540,298	47,375	84,705,695
Cook	Cook County	59,892,473	7,248,693	979	6,466,857	1,951,579	533,019	116,450	760,967	0	76,971,017
	State Total	104,510,103	21,568,157	1,873,166	20,593,841	7,243,347	3,791,862	747,596	1,301,265	47,375	161,676,712

# CIRCUIT CLERK COST OF OPERATING BY COUNTY

## DECEMBER 1, 2020 - NOVEMBER 30, 2021

COST OF OPERATING CLERK'S OFFICE												
CIRCUIT	COUNTY	CLERK'S SALARY	ALL OTHER PERSONNEL SALARIES	FULL TIME STAFF	PART TIME STAFF	AUTOMATION EXPENSES *	MAINTENANCE AND CHILD SUPPORT EXPENSES *	COURT DOCUMENT STORAGE EXPENSES *	OPERATION & ADMIN. FUND EXPENSES	E-CITATION EXPENSES	OTHER OFFICE EXPENSES	TOTAL COST OF OPERATING EXPENSES
1st.....	Alexander	39,500	65,463	2	0	50,010	0	5,317	7,005	0	0	167,295
	Jackson	71,753	572,519	12	1	87,143	9,157	84,573	6,627	0	333,139	1,164,913
	Johnson	49,276	129,217	4	0	24,010	0	36,461	1442	0	6,232	246,640
	Massac	48,608	140,296	4	0	18,924	6,380	19,079	0	0	29,413	262,701
	Pope	43,725	28,738	1	0	13,649	0	10,221	2364	0	5,029	103,727
	Pulaski	61,565	112,548	4	0	234,967	0	0	0	0	15,849	424,929
	Saline	66,193	183,434	5	0	30,821	5,000	20,564	8,842	0	0	314,854
	Union	63,918	162,225	5	0	24,409	662	0	3329	0	7,564	262,108
	Williamson	87,310	615,896	20	4	49,222	624	26,253	3,608	0	15,986	798,899
1st.....	Circuit Total	531,848	2,010,338	57	5	533,156	21,825	202,470	33,217	0	413,211	3,746,066
2nd.....	Crawford	58,319	170,065	4	2	15,521	672	0	1061	0	17,159	262,800
	Edwards	38,567	39,453	1	2	18,188	180	15,138	691	0	5,579	117,797
	Franklin	64,453	229,275	7	0	0	0	25006	8336	0	17,009	344,080
	Gallatin	51,760	42,619	1	1	11,839	163	4,513	1,932	0	9,247	122,073
	Hamilton	45,039	72,634	2	0	85	2,355	19,702	4,170	0	3,345	147,332
	Hardin	31,826	20,642	1	0	0	0	2,731	69	0	18,402	73,671
	Jefferson	64,582	327,044	8	0	44,142	0	16,298	12648	0	13015	477,729
	Lawrence	43,557	86,412	4	0	30,702	247	192	4,320	0	14,529	179,960
	Richland	48,634	107,970	0	0	24,591	0	6,009	13,763	0	0	200,967
	Wabash	37,500	77,983	3	0	15,410	5,896	14,793	6,088	0	4,346	162,017
	Wayne	51,579	151,163	4	2	0	0	8,369	865	0	8,312	220,289
	White	50,771	98,589	4	0	31,779	0	7,651	4,106	0	4,308	197,206
2nd.....	Circuit Total	586,588	1,423,855	39	7	192,257	9,515	120,406	58,047	0	115,251	2,505,921
3rd.....	Bond	61,351	182,420	5	1	46,522	0	51,947	5,571	11,751	6,207	365,770
	Madison	116,730	4,231,347	74	0	311,110	4,161	87,319	25,567	43,240	203,866	5,023,342
3rd.....	Circuit Total	178,080	4,413,768	79	1	357,632	4,161	139,266	31,138	54,991	210,073	5,389,111
4th.....	Christian	66,591	200,566	8	0	28,966	183	13,426	1,361	0	57,131	368,224
	Clay	61,775	80,526	2	1	19,502	3,031	0	328	0	10,512	175,675
	Clinton	72,107	211,527	5	0	19,714	0	24,676	403	2956	17,016	348,399
	Effingham	68,108	449,654	11	1	18,628	0	10,089	31,389	0	706	578,575
	Fayette	57,399	182,789	6	1	28220	9909	9053	845	7151	0	295,367
	Jasper	58,000	66,472	1	1	16,044	0	716	0	0	6,598	147,831
	Marion	61,759	292,193	8	1	27,453	0	32,685	8,387	13472	47,330	483,279
	Montgomery	66,817	202,868	7	0	48,571	0	32,333	25,614	4180	4,449	384,832
	Shelby	56,430	139,793	4	0	19,921	6,647	1,309	8,768	0	14,590	247,460
4th.....	Circuit Total	568,985	1,826,389	52	5	227,019	19,772	124,290	77,095	27759	158,332	3,029,643
5th.....	Clark	51,000	141,567	4	3	46,520	0	1,132	3,633	3,911	9,332	257,096
	Coles	66,435	275,803	9	5	8,566	281	0	0	0	11,921	363,006
	Cumberland	43,727	92,634	3	0	17,649	0	8,447	141	0	9,775	172,375
	Edgar	51,194	131,133	5	1	20,969	3740	0	2700	0	14,216	223,954
	Vermilion	72,830	673,692	23	1	31,188	1,553	10,660	4,331	0	32,087	826,342
5th.....	Circuit Total	285,186	1,314,830	44	10	124,891	5,574	20,240	10,805	3,911	77,332	1,842,772

\* Includes expenditures paid from the County General Fund

# CIRCUIT CLERK COST OF OPERATING

COST OF OPERATING CLERK'S OFFICE												
CIRCUIT	COUNTY	CLERK'S SALARY	ALL OTHER PERSONNEL SALARIES	FULL TIME STAFF	PART TIME STAFF	AUTOMATION EXPENSES *	MAINTENANCE AND CHILD SUPPORT EXPENSES *	COURT DOCUMENT STORAGE EXPENSES *	OPERATION & ADMIN. FUND EXPENSES	E-CITATION EXPENSES	OTHER OFFICE EXPENSES	TOTAL COST OF OPERATING EXPENSES
6th.....	Champaign	95,877	1,413,427	37	0	323,874	0	99,032	27,353	0	90122	2,049,686
	DeWitt	59,300	127,182	3	1	22,498	0	7,735	3,959	0	5,489	226,163
	Douglas	68,566	217,673	6	0	12,748	1774	13,798	6919	0	9,779	331,259
	Macon	83,858	868,995	25	0	57,210	4,471	68,120	54,593	6343	342,383	1,485,973
	Moultrie	54,637	137,114	5	0	72,828	30,458	36,273	9998	6929	11,140	359,378
	Piatt	62,688	169,304	5	0	16,404	0	11472	9818	0	13,310	282,997
6th.....	Circuit Total	424,926	2,933,697	81	1	505,562	36,703	236,431	112,639	13272	472,223	4,735,455
7th.....	Greene	64,312	87,035	3	0	7,911	0	14,765	1619	0	4,080	179,723
	Jersey	60,158	188,235	5	0	75,197	3226	32,429	15,833	0	15,483	390,562
	Macoupin	69,131	353,969	9	0	86,587	217	10,523	11,200	0	23,035	554,663
	Morgan	0	0	9	0	0	0	0	0	0	0	0
	Sangamon	106,000	2,202,005	58	18	317,892	14,356	133,856	54650	10818	896,691	3,736,268
	Scott	46,490	27,796	2	0	0	0	0	0	0	9,776	84,063
7th.....	Circuit Total	346,091	2,859,042	86	18	487,587	17799	191,574	83,302	10818	949,064	4,945,278
8th.....	Adams	63,019	543,157	14	0	34,352	0	0	10,438	420	46,651	698,038
	Brown	0	0	0	0	0	0	0	0	0	0	0
	Calhoun	37,860	36,145	1	1	8,776	333	8,976	300	0	5648	98,039
	Cass	83,546	124,808	3	1	14,841	0	43,073	779	0	8,139	275,187
	Mason	71,880	134,785	4	0	22,784	0	0	1,832	17901	8,570	257,752
	Menard	62,338	106,000	3	0	16,062	0	1,439	0	0	10,096	195,935
	Pike	54,316	155,265	5	1	46,583	0	45,643	0	0	3,092	304,900
	Schuyler	44,685	93,906	3	0	15,497	0	0	0	0	7,443	161,533
	Circuit Total	417,644	1,194,069	33	3	158,895	333	99,132	13,349	18,321	89,639	1,991,384
9th.....	Fulton	61,851	400,629	10	0	35,029	0	23,650	319	0	39,585	561,064
	Hancock	55,440	139,487	4	0	13,170	0	0	0	0	10,750	218,847
	Henderson	52,324	109,000	3	2	29,373	0	2,714	966	0	12,036	206,414
	Knox	83,152	668,920	17	0	70,369	0	14,083	28,012	0	20,999	885,535
	McDonough	59,925	399,714	11	3	26,211	59,607	56,310	30	0	8,588	610,387
	Warren	57,316	140,705	4	0	23,837	0	5,540	1,318	0	9,021	237,737
	Circuit Total	370,008	1,858,457	49	5	197,988	59607	102,298	30,645	0	100979	2,719,984
10th....	Marshall	56,540	115,601	3	0	8189	2412	18527	7461	0	20,003	228,735
	Peoria	95,070	1,454,573	31	2	38,272	0	117,639	103000	112000	302,364	2,222,918
	Putnam	50,348	30,668	1	0	15,625	400	8,727	286	0	3,294	109,348
	Stark	44,000	27,241	0	2	2,463	4560	14,089	324	0	2,449	95,128
	Tazewell	96,777	990,874	30	3	225,963	24,741	253,084	79,057	23462	12,431	1,706,391
10th.....	Circuit Total	342,735	2,618,957	65	7	290,512	32,113	412,068	190,129	135462	340,541	4,362,520
11th....	Ford	57,962	63,481	3	1	29,028	2700	10	0	0	12,692	165,874
	Livingston	71,075	259,365	9	2	39,497	3000	25,714	10333	0	18,869	427,854
	Logan	65,500	391,784	9	2	48,527	0	12,155	75	0	32,984	551,026
	McLean	105,694	1,844,814	48	17	174,477	29379	146,801	33356	0	413,932	2,748,453
	Woodford	67,346	263,471	7	0	31,560	746	8,463	4,987	0	21,963	398,537
11th....	Circuit Total	367,577	2,822,918	76	22	323,088	35,825	193,145	48,751	0	500,440	4,291,745

\* Includes expenditures paid from the County General Fund

# CIRCUIT CLERK COST OF OPERATING

COST OF OPERATING CLERK'S OFFICE												
CIRCUIT	COUNTY	CLERK'S SALARY	ALL OTHER PERSONNEL SALARIES	FULL TIME STAFF	PART TIME STAFF	AUTOMATION EXPENSES *	MAINTENANCE AND CHILD SUPPORT EXPENSES *	COURT DOCUMENT STORAGE EXPENSES *	OPERATION & ADMIN. FUND EXPENSES	E-CITATION EXPENSES	OTHER OFFICE EXPENSES	TOTAL COST OF OPERATING EXPENSES
12th....	Will	93,000	6,125,179	154	0	1,261,865	43,702	298,425	100,443	161766	3011952	11,096,334
12th....	Circuit Total	93,000	6,125,179	154	0	1,261,865	43,702	298,425	100,443	161766	3,011,952	11,096,334
13th....	Bureau	67,933	221,815	9	0	32,832	31314	18,835	1896	0	12,937	387,562
	Grundy	81,185	305,402	9	0	22,760	257	39,497	14,426	0	4,018	467,546
	LaSalle	67,995	1,329,523	27	3	130,974	3,558	61,696	43926	22232	4,354	1,664,259
13th....	Circuit Total	217,113	1,856,740	45	3	186,567	35130	120028	60248	22232	21,308	2,519,367
14th....	Henry	68,500	337,830	13	3	45,038	8,093	35,993	4,712	0	118,685	618,853
	Mercer	50,715	88,242	3	0	21,711	295	6,722	0	0	5,532	173,219
	Rock Island	91,800	1,379,221	31	0	36,038	3336	10,477	5,295	0	1,342,129	2,868,298
	Whiteside	82,500	368,215	11	2	61,977	0	37,402	9,797	0	594	560,485
14th....	Circuit Total	293,515	2,173,509	58	5	164,764	11,726	90596	19804	0	1,466,940	4,220,855
15th....	Carroll	61,493	74,498	3	0	12,205	10,163	11,037	167	0	10,082	179,647
	Jo Daviess	69,874	161,816	5	0	20,412	10000	17921	2121	0	7,088	289,232
	Lee	64,138	299,386	10	3	63,870	3386	30,399	0	0	95,540	556,719
	Ogle	84,871	529,129	13	0	78,207	7,500	103,031	21,256	24192	19,959	868,146
	Stephenson	67,188	497,162	13	0	30,900	17,051	13,334	27598	0	9,646	662,881
15th....	Circuit Total	347,564	1,561,991	44	3	205,594	48101	175,723	51143	24,192	142315	2,556,624
16th....	Kane	90,656	3,988,898	108	0	527,295	8000	35,984	21,412	159312	64,569	4,896,126
16th....	Circuit Total	90,656	3,988,898	108	0	527,295	8,000	35,984	21,412	159312	64,569	4,896,126
17th....	Boone	77,820	710,366	18	1	60,082	0	32,751	23,194	13159	20,005	937,378
	Winnebago	98,860	3,021,951	82	5	304,226	0	78,120	10,675	91288	278,102	3,883,223
17th....	Circuit Total	176,680	3,732,317	100	6	364,308	0	110,872	33,869	104447	298,108	4,820,601
18th....	DuPage	175,601	6,960,337	163	0	2,255,531	109,891	1,284,316	548,885	292,367	476,493	12,103,423
18th....	Circuit Total	175,601	6,960,337	163	0	2,255,531	109,891	1,284,316	548,885	292,367	476,493	12,103,423
19th....	Lake	127,874	5,822,604	134	3	397,850	0	869,252	0	91,023	3,505,254	10,813,859
19th....	Circuit Total	127,874	5,822,604	134	3	397,850	0	869,252	0	91,023	3,505,254	10,813,859
20th....	Monroe	77,137	243,161	5	1	21,314	0	12,818	5,215	2280	12,162	374,087
	Perry	58,500	114,312	4	0	6,269	27	6,110	2148	0	3,888	191,254
	Randolph	70,000	217,613	6	0	25,023	0	3,580	40	0	11,460	327,717
	St. Clair	98,776	2,851,285	64	0	80,309	7693	81,198	0	1200	15289	3,135,752
	Washington	58,950	85,491	3	0	11419	0	3006	1908	0	3,355	164,131
20th....	Circuit Total	363,363	3,511,864	82	1	144,334	7720	106,712	9311	3480	46,156	4,192,941
21st....	Iroquois	62,176	154,533	6	1	18,653	2,814	17,042	15,458	0	0	270,678
	Kankakee	79,803	1,248,089	35	1	394,670	2658	1,023	11,464	0	58,044	1,795,753
21st....	Circuit Total	141,979	1,402,623	41	2	413,323	5,473	18,065	26,922	0	58,044	2,066,432
22nd....	McHenry	104,750	2,019,971	54	0	211,567	70,000	321,721	22,816	56184	10,981	2,817,991
22nd....	Circuit Total	104,750	2,019,971	54	0	211,567	70000	321,721	22,816	56,184	10,981	2,817,991
23rd....		98,962	901,885	20	9	15,703	2462	95,574	21787	32951	442,922	1,612,246
	Kendall	91,554	795,315	24	4	125,803	19275	25,542	6,353	33539	33,712	1,131,095
23rd....	Circuit Total	190,516	1,697,201	44	13	141,506	21737	121,116	28139	66491	476,633	2,743,341
	Downstate Total	6,742,278	66,129,568	1688	120	9,673,092	604,717	5,394,145	1,612,108	1,246,027	13,005,836	104,407,772
Cook	Cook County	105,000	66,359,066	1479	0	5,118,115	0	3,941,854	163,087	92,145	30,946,955	106,726,223
	State Total	6,847,278	132,488,635	3167	120	14,791,207	604,717	9,335,999	1,775,195	1,338,172	43,952,791	211,133,994

\* Includes expenditures paid from the County General Fund



# CIRCUIT CLERK DISBURSEMENT OF FUNDS BY COUNTY

## DECEMBER 1, 2020 - NOVEMBER 30, 2021

CIRCUIT	COUNTY	MAINTENANCE AND CHILD SUPPORT PAYMENTS	FINES, PENALTIES, ASSESSMENTS AND FORFEITURES MUNICIPALITIES (CITIES, VILLAGES, TOWNS & PARK DISTRICTS)					
			ALL EXCEPT DRUG FINES	DRUG FINES	CRIME LAB & CRIME LAB DUI	OTHER	TOTAL MUNICIPALITIES	DRUG TASK FORCE
1st.....	Alexander	8,300	49,620	0	0	3,104	52,724	90
	Jackson	3,933,545	159,781	0	0	26,750	186,531	0
	Johnson	794,395	8,493	185	0	1,139	9,817	0
	Massac	1,149,928	75,125	0	0	2,324	77,449	0
	Pope	173,519	2,103	0	0	340	2,443	0
	Pulaski	430,977	434,741	25	0	8,485	443,251	0
	Saline	2,427,364	59,243	0	0	12,326	71,569	0
	Union	1,093,099	34,853	259	0	7,398	42,510	0
	Williamson	7,032,137	363,427	3,720	0	38,002	405,149	25,277
1st.....	Circuit Total	17,043,263	1,187,385	4,189	0	99,868	1,291,442	25,367
2nd.....	Crawford	2,184,236	84,151	9,286	0	9,553	102,990	0
	Edwards	600,684	18,928	30	0	1,593	20,551	1,672
	Franklin	3,770,987	23,334	0	0	9,421	32,754	0
	Gallatin	433,114	12,989	0	0	476	13,465	0
	Hamilton	820,507	16,027	410	0	5,213	21,650	0
	Hardin	192,031	3,588	0	0	626	4,214	65
	Jefferson	3,989,889	216,348	0	0	16,260	232,607	0
	Lawrence	1,578,617	30,546	0	0	2,876	33,423	0
	Richland	1,786,788	77,255	0	0	14,886	92,142	0
	Wabash	1,317,255	24,912	0	0	6,339	31,250	0
	Wayne	1,476,248	26,966	0	0	788	27,753	2,000
	White	1,384,733	37,904	385	0	3,544	41,833	0
2nd.....	Circuit Total	19,535,090	572,948	10,110	0	71,573	654,631	3,737
3rd.....	Bond	1,187,396	50,040	0	0	4,909	54,949	0
	Madison	22,699,259	641,517	1,235	0	155,245	797,997	665
3rd.....	Circuit Total	23,886,655	691,557	1,235	0	160,154	852,946	665
4th.....	Christian	3,107,235	127,470	824	0	12,705	140,999	0
	Clay	1,318,332	45,156	0	0	5,171	50,327	75
	Clinton	2,296,710	70,440	2,903	0	22,488	95,830	0
	Effingham	2,838,463	53,015	22	0	12,609	65,645	462
	Fayette	1,554,367	49,284	0	0	4,602	53,886	0
	Jasper	597,922	12,718	8,139	0	2,149	23,006	0
	Marion	4,476,342	128,883	0	0	23,835	152,718	0
	Montgomery	2,300,610	79,476	100	0	10,921	90,498	541
	Shelby	2,081,933	29,526	0	0	2,565	32,090	0
4th.....	Circuit Total	20,571,914	595,967	11,987	0	97,045	704,999	1,078
5th.....	Clark	1,357,092	67,058	0	0	3,642	70,701	0
	Coles	4,260,139	181,682	4,200	2,255	35,978	224,115	35,713
	Cumberland	902,368	30,613	0	0	3,963	34,576	0
	Edgar	1,788,887	49,724	0	0	7,274	56,998	0
	Vermilion	8,864,649	194,250	0	300	21,774	216,324	200
5th.....	Circuit Total	17,173,135	523,328	4,200	2,555	72,631	602,713	35,913



# CIRCUIT CLERK DISBURSEMENT OF FUNDS

CIRCUIT	COUNTY	MAINTENANCE AND CHILD SUPPORT PAYMENTS	FINES, PENALTIES, ASSESSMENTS AND FORFEITURES MUNICIPALITIES (CITIES, VILLAGES, TOWNS & PARK DISTRICTS)					
			ALL EXCEPT DRUG FINES	DRUG FINES	CRIME LAB & CRIME LAB DUI	OTHER	TOTAL MUNICIPALITIES	DRUG TASK FORCE
6th.....	Champaign	14,031,800	394,424	3,538	23,940	115,346	537,248	0
	DeWitt	1,586,574	35,723	75	0	3,323	39,121	497
	Douglas	2,039,177	116,414	5,253	0	24,317	145,984	1,758
	Macon	13,581,319	283,098	42,600	896	80,681	407,275	378
	Moultrie	1,807,413	36,458	0	0	6,354	42,811	0
	Piatt	1,370,280	12,056	0	0	1,591	13,648	375
6th.....	Circuit Total	34,416,562	878,174	51,466	24,836	231,612	1,186,088	3,008
7th.....	Greene	1,263,800	21,967	0	0	15,532	37,499	0
	Jersey	1,616,568	93,996	0	0	6,059	100,055	0
	Macoupin	3,619,748	89,714	0	5,334	3,479	98,526	90
	Morgan	3,693,909	97,478	287	0	13,972	111,738	0
	Sangamon	22,388,091	506,715	5,348	4,285	96,049	612,397	0
	Scott	431,997	6,968	0	0	190	7,158	0
7th.....	Circuit Total	33,014,113	816,837	5,635	9,619	135,282	967,373	90
8th.....	Adams	8,103,990	380,191	3,012	2,558	35,624	421,384	5,343
	Brown	89,672	9,968	0	0	1,215	11,183	31
	Calhoun	284,688	527	0	0	4	531	83
	Cass	1,360,984	35,280	67	0	6,504	41,851	0
	Mason	0	91,375	1,333	0	34,609	127,317	0
	Menard	1,150,448	24,023	16	0	666	24,706	12
	Pike	1,848,803	35,526	0	0	5,751	41,277	268
	Schuyler	1,008,082	17,969	1,116	0	3,001	22,087	0
8th.....	Circuit Total	13,846,667	594,860	5,543	2,558	87,374	690,335	5,736
9th.....	Fulton	4,344,669	127,842	1,645	5,515	2,523	137,524	1,357
	Hancock	1,809,517	32,334	0	0	5,494	37,828	0
	Henderson	647,382	2,789	0	0	22,774	25,562	88
	Knox	6,299,687	99,465	1,010	0	61,877	162,351	0
	McDonough	2,986,274	92,105	2,450	0	18,920	113,475	184
	Warren	2,082,630	46,320	5	0	8,548	54,874	239
9th.....	Circuit Total	18,170,160	400,854	5,109	5,515	120,137	531,614	1,867
10th.....	Marshall	1,164,344	7,340	0	0	1,890	9,231	0
	Peoria	430,475	636,838	0	16,575	6,354	659,767	0
	Putnam	401,861	23,932	0	0	1,414	25,346	0
	Stark	614,714	5,227	0	0	233	5,460	0
	Tazewell	15,200,162	889,920	774	0	0	890,694	72
10th.....	Circuit Total	17,811,556	1,563,258	774	16,575	9,891	1,590,498	72
11th.....	Ford	1,244,223	36,110	100	0	5,540	41,751	0
	Livingston	4,357,695	208,636	10	0	27,720	236,366	410
	Logan	2,555,789	64,436	347	0	10,560	75,343	0
	McLean	16,299,394	488,644	31,859	425	410,101	931,029	7,360
	Woodford	3,663,647	140,490	250	0	9,175	149,915	0
11th.....	Circuit Total	28,120,748	938,316	32,566	425	463,096	1,434,403	7,770

# CIRCUIT CLERK DISBURSEMENT OF FUNDS

CIRCUIT	COUNTY	MAINTENANCE AND CHILD SUPPORT PAYMENTS	FINES, PENALTIES, ASSESSMENTS AND FORFEITURES MUNICIPALITIES (CITIES, VILLAGES, TOWNS & PARK DISTRICTS)					
			ALL EXCEPT DRUG FINES	DRUG FINES	CRIME LAB & CRIME LAB DUI	OTHER	TOTAL MUNICIPALITIES	DRUG TASK FORCE
12th.....	Will	68,657,035	2,770,180	61,534	4,643	274,458	3,110,815	42,686
12th.....	Circuit Total	68,657,035	2,770,180	61,534	4,643	274,458	3,110,815	42,686
13th.....	Bureau	3,313,502	44,072	0	0	16,284	60,356	50,468
	Grundy	6,427,524	168,391	134	0	29,987	198,512	0
	LaSalle	13,006,005	333,240	3,163	0	73,254	409,656	1,367
13th.....	Circuit Total	22,747,031	545,703	3,296	0	119,525	668,524	51,835
14th.....	Henry	5,639,460	148,701	3,158	230	18,461	170,550	70
	Mercer	1,531,778	8,668	0	0	2,711	11,379	0
	Rock Island	19,654,747	433,752	9,910	317	71,037	515,015	1,601
	Whiteside	7,458,474	172,179	746	0	16,147	189,072	2,186
14th.....	Circuit Total	34,284,460	763,300	13,814	547	108,356	886,016	3,857
15th.....	Carroll	1,046,730	57,018	18	0	6,535	63,571	0
	Jo Daviess	1,087,389	80,065	0	0	7,448	87,514	0
	Lee	3,503,531	155,303	1,759	17,614	1,802	176,478	0
	Ogle	4,878,247	187,755	1,176	0	27,760	216,692	715
	Stephenson	3,665,946	165,053	698	15,134	3,617	184,501	950
15th.....	Circuit Total	14,181,844	645,194	3,650	32,748	47,162	728,755	1,665
16th.....	Kane	43,994,413	2,360,228	33,904	0	346,798	2,740,931	1,339
16th.....	Circuit Total	43,994,413	2,360,228	33,904	0	346,798	2,740,931	1,339
17th.....	Boone	4,643,101	175,717	1,347	0	17,466	194,529	5,365
	Winnebago	26,853,364	1,307,918	16,859	0	34,476	1,359,253	2,190
17th.....	Circuit Total	31,496,464	1,483,635	18,205	0	51,942	1,553,782	7,555
18th.....	DuPage	69,009,224	6,652,554	20,316	0	526,261	7,199,131	9,083
18th.....	Circuit Total	69,009,224	6,652,554	20,316	0	526,261	7,199,131	9,083
19th.....	Lake	45,559,985	4,192,194	6,224	0	0	4,198,418	16,472
19th.....	Circuit Total	45,559,985	4,192,194	6,224	0	0	4,198,418	16,472
20th.....	Monroe	3,233,894	122,580	0	0	34,506	157,086	0
	Perry	2,446,407	44,447	854	0	10,898	56,199	28,362
	Randolph	3,523,645	63,796	372	0	10,126	74,294	0
	St. Clair	27,410,086	461,061	1,101	0	132,365	594,528	0
	Washington	1,273,994	23,761	934	0	3,516	28,211	75
20th.....	Circuit Total	37,888,027	715,644	3,261	0	191,411	910,317	28,437
21st.....	Iroquois	1,715,881	21,197	80	0	2,824	24,101	0
	Kankakee	9,848,783	383,486	0	12,502	20,212	416,200	0
21st.....	Circuit Total	11,564,664	404,683	80	12,502	23,036	440,301	0
22nd....	McHenry	29,097,881	1,184,503	10,816	0	686,808	1,882,127	1,145
22nd....	Circuit Total	29,097,881	1,184,503	10,816	0	686,808	1,882,127	1,145
23rd....	DeKalb	9,138,590	273,360	3,067	1,281	8,190	285,897	188
	Kendall	14,884,559	199,840	6,476	0	46,613	252,929	15,429
23rd....	Circuit Total	24,023,150	473,199	9,542	1,281	54,803	538,825	15,617
	Downstate Total	676,094,040	30,954,500	317,457	113,804	3,979,224	35,364,985	264,993
Cook	Cook County	291,652,239	10,856,848	0	16,633	0	10,873,481	0
	State Total	967,746,279	41,811,349	317,457	130,437	3,979,224	46,238,466	264,993

# CIRCUIT CLERK DISBURSEMENT OF FUNDS

CIRCUIT	COUNTY	FINES, PENALTIES, ASSESSMENTS AND FORFEITURES (CONTINUED)							
		TOWNSHIPS	COUNTY						
		TOTAL TOWNSHIPS *	CRIMINAL CASES	TRAFFIC CASES	DRUG FINES	CRIME LAB	CRIME LAB DUI	OTHER **	TOTAL COUNTY
1st.....	Alexander	0	54,554	85,156	0	0	0	6,693	146,402
	Jackson	1,129	45,777	52,408	0	0	0	32,738	130,923
	Johnson	0	65,060	196,971	254	0	0	8,203	270,487
	Massac	0	50,210	333,581	188	0	0	16,365	400,343
	Pope	3,542	19,460	46,224	225	0	0	2,938	68,847
	Pulaski	0	31,527	730,252	1,174	1,222	0	25,559	789,735
	Saline	0	326,941	49,037	948	0	0	3,032	379,959
	Union	0	103,975	36,635	1,325	20	0	6,951	148,906
	Williamson	0	87,910	132,614	3,203	0	0	18,183	241,909
1st.....	Circuit Total	4,671	785,412	1,662,877	7,317	1,242	0	120,662	2,577,510
2nd.....	Crawford	50	105,190	29,857	186	0	0	8,880	144,112
	Edwards	0	36,194	21,974	49	0	0	2,901	61,118
	Franklin	10	155,751	34,810	0	0	0	18,340	208,902
	Gallatin	0	51,672	14,892	261	0	0	474	67,299
	Hamilton	0	24,987	17,246	319	300	0	1,810	44,662
	Hardin	0	30,701	18,530	447	0	0	6,844	56,521
	Jefferson	7,080	197,464	57,533	0	0	0	13,438	268,435
	Lawrence	0	67,622	27,831	589	0	0	3,984	100,026
	Richland	0	106,402	16,591	44	0	0	5,439	128,476
	Wabash	175	41,440	14,131	150	0	0	3,407	59,128
	Wayne	0	70,153	12,840	515	262	0	3,753	87,524
	White	0	99,889	18,187	1,341	0	0	2,240	121,657
2nd.....	Circuit Total	7,315	987,465	284,423	3,900	562	0	71,510	1,347,859
3rd.....	Bond	0	237,964	177,522	0	150	0	216,870	632,506
	Madison	6,124	117,308	85,963	1,768	0	0	1,111,480	1,316,519
3rd.....	Circuit Total	6,124	355,272	263,485	1,768	150	0	1,328,350	1,949,025
4th.....	Christian	1,685	59,057	50,623	1,815	0	0	12,055	123,550
	Clay	0	108,726	19,354	100	5,110	0	7,110	140,400
	Clinton	0	104,236	78,001	1,079	8,227	0	18,066	209,610
	Effingham	0	96,680	47,786	358	10,786	0	9,408	165,017
	Fayette	0	82,984	125,341	195	0	0	10,159	218,680
	Jasper	0	28,446	31,059	22,166	0	0	4,182	85,853
	Marion	0	104,306	45,156	1,200	0	0	281,749	432,411
	Montgomery	1,352	89,749	40,156	3,819	0	0	3,435	137,159
	Shelby	0	38,188	23,886	899	0	0	5,628	68,600
4th.....	Circuit Total	3,037	712,372	461,362	31,629	24,122	0	351,793	1,581,279
5th.....	Clark	0	26,947	24,215	0	0	0	2,958	54,119
	Coles	3,241	227,451	100,203	21,383	1,487	650	31,931	383,105
	Cumberland	0	25,216	38,205	0	0	0	4,622	68,042
	Edgar	0	50,541	21,291	0	0	0	6,589	78,420
	Vermilion	320	147,484	107,734	1,160	2,075	90	63,567	322,109
5th.....	Circuit Total	3,561	477,638	291,647	22,543	3,562	740	109,666	905,795

\* Includes Drug Fines

\*\* Includes Percentage Distribution to County General Corporate Fund & Boating Fines paid to County

# CIRCUIT CLERK DISBURSEMENT OF FUNDS

CIRCUIT	COUNTY	FINES, PENALTIES, ASSESSMENTS AND FORFEITURES (CONTINUED)							
		TOWNSHIPS	COUNTY						
		TOTAL TOWNSHIPS *	CRIMINAL CASES	TRAFFIC CASES	DRUG FINES	CRIME LAB	CRIME LAB DUI	OTHER **	TOTAL COUNTY
6th.....	Champaign	1,238	46,344	292,726	6,621	12,912	0	135,337	493,939
	DeWitt	14,017	48,492	35,227	719	0	0	6,361	90,799
	Douglas	0	113,743	50,524	10,012	0	0	238,288	412,567
	Macon	16,398	109,878	64,856	60,114	251	0	45,262	280,361
	Moultrie	0	33,612	79,824	0	300	0	7,164	120,899
	Piatt	0	12,378	34,011	6,662	797	0	8,664	62,511
6th.....	Circuit Total	31,652	364,448	557,167	84,127	14,260	0	441,076	1,461,077
7th.....	Greene	0	34,904	18,974	0	0	0	10,698	64,576
	Jersey	0	69,615	142,699	0	0	0	19,812	232,127
	Macoupin	250	96,240	61,032	0	0	8,063	10,236	175,571
	Morgan	0	153,390	30,984	1,941	0	0	28,284	214,598
	Sangamon	6,651	12,664	83,821	3,260	0	0	2,218,239	2,317,983
	Scott	0	51,261	6,391	0	0	0	2,110	59,762
7th.....	Circuit Total	6,901	418,072	343,901	5,201	0	8,063	2,289,379	3,064,617
8th.....	Adams	0	133,887	73,779	2,898	225	0	14,307	225,096
	Brown	50	12,774	35,007	250	0	0	1,019	49,050
	Calhoun	0	17,603	38,761	0	0	0	2,760	59,124
	Cass	0	40,035	18,635	225	0	0	1,860	60,755
	Mason	0	72,057	70,284	606	0	0	6,981	149,928
	Menard	0	14,123	30,180	225	0	0	2,683	47,211
	Pike	0	222,733	56,628	11,690	43,923	0	164,595	499,569
	Schuyler	0	14,544	33,623	592	0	0	4,661	53,420
8th.....	Circuit Total	50	527,756	356,896	16,487	44,148	0	198,864	1,144,152
9th.....	Fulton	0	117,579	7,431	991	0	0	270,311	396,312
	Hancock	0	79,344	88,489	1,317	152	44	29,846	199,192
	Henderson	0	43,435	14,804	172	0	0	197,130	255,542
	Knox	50	156,173	78,268	4,883	0	0	399,843	639,166
	McDonough	10,102	150,780	96,320	2,429	0	0	10,062	259,591
	Warren	0	39,337	61,331	370	0	0	120,653	221,692
9th.....	Circuit Total	10,152	586,647	346,643	10,162	152	44	1,027,845	1,971,493
10th....	Marshall	0	12,641	21,824	4	0	0	7,899	42,368
	Peoria	1,545	283,674	139,473	0	0	4,745	306,955	734,847
	Putnam	0	20,504	35,098	0	0	0	11,682	67,284
	Stark	0	13,570	41,067	193	0	0	2,761	57,591
	Tazewell	100	298,017	213,025	9,781	0	0	12,605	533,428
10th....	Circuit Total	1,645	628,405	450,487	9,977	0	4,745	341,904	1,435,519
11th....	Ford	1,166	86,003	40,085	236	0	0	3,128	129,452
	Livingston	42,191	134,240	113,928	1,665	0	0	12,562	262,396
	Logan	0	150,224	52,445	927	0	0	27,008	230,604
	McLean	4,214	177,131	201,409	59,065	0	0	1,139,396	1,577,001
	Woodford	2	210,943	99,552	1,992	32,107	0	29,065	373,658
11th....	Circuit Total	47,573	758,540	507,419	63,885	32,107	0	1,211,159	2,573,110

\* Includes Drug Fines

\*\* Includes Percentage Distribution to County General Corporate Fund & Boating Fines paid to County

# CIRCUIT CLERK DISBURSEMENT OF FUNDS

CIRCUIT	COUNTY	FINES, PENALTIES, ASSESSMENTS AND FORFEITURES (CONTINUED)							
		TOWNSHIPS	COUNTY						
		TOTAL TOWNSHIPS *	CRIMINAL CASES	TRAFFIC CASES	DRUG FINES	CRIME LAB	CRIME LAB DUI	OTHER **	TOTAL COUNTY
12th....	Will	65,365	1,138,821	465,107	225,792	0	0	8,124,567	9,954,287
12th....	Circuit Total	65,365	1,138,821	465,107	225,792	0	0	8,124,567	9,954,287
13th....	Bureau	0	491,485	56,348	60,833	0	0	48,368	657,034
	Grundy	0	99,909	192,009	6,367	0	0	40,480	338,766
	LaSalle	25,007	98,787	65,390	100	0	0	1,442,193	1,606,469
13th....	Circuit Total	25,007	690,181	313,746	67,300	0	0	1,531,041	2,602,269
14th....	Henry	315	217,128	88,901	1,700	90	0	9,445	317,264
	Mercer	0	39,640	41,855	1,258	0	0	9,260	92,013
	Rock Island	0	137,947	129,440	13,951	45	0	14,167	295,550
	Whiteside	1,516	227,026	102,817	3,262	0	0	15,849	348,954
14th....	Circuit Total	1,831	621,741	363,013	20,171	135	0	48,720	1,053,780
15th....	Carroll	0	24,554	55,112	144	1,745	0	6,570	88,126
	Jo Daviess	495	74,705	106,495	1,920	0	0	9,269	192,388
	Lee	1,480	117,815	137,529	6,056	0	15,231	31,832	308,463
	Ogle	0	83,530	308,666	8,588	0	0	24,729	425,513
	Stephenson	5,178	198,967	131,842	1,638	12,827	0	36,589	381,863
15th....	Circuit Total	7,153	499,570	739,644	18,347	14,572	15,231	108,988	1,396,353
16th....	Kane	32,809	341,573	1,728	60,727	0	0	516,839	920,867
16th....	Circuit Total	32,809	341,573	1,728	60,727	0	0	516,839	920,867
17th....	Boone	7,626	183,193	214,837	11,632	0	0	349,348	759,011
	Winnebago	3,053	932,414	313,106	33,618	0	0	229,153	1,508,291
17th....	Circuit Total	10,679	1,115,607	527,943	45,250	0	0	578,501	2,267,302
18th....	DuPage	325,742	1,050,273	236,394	22,662	43,000	0	10,170,428	11,522,757
18th....	Circuit Total	325,742	1,050,273	236,394	22,662	43,000	0	10,170,428	11,522,757
19th....	Lake	0	168,349	4,004,087	16,252	13,642	7,366	329,148	4,540,591
19th....	Circuit Total	0	168,349	4,004,087	16,252	13,642	7,366	329,148	4,540,591
20th....	Monroe	50	88,345	39,246	17	0	0	31,672	159,279
	Perry	0	72,134	13,758	1,278	0	0	10,680	97,851
	Randolph	0	103,272	23,446	429	0	0	19,630	146,777
	St. Clair	4,695	41,261	63,482	2,797	1,384	0	96,795	205,719
	Washington	0	63,596	35,521	1,446	0	0	4,499	105,062
20th....	Circuit Total	4,745	368,608	175,453	5,968	1,384	0	163,276	714,688
21st....	Iroquois	100	43,314	45,142	1,830	0	0	7,996	98,282
	Kankakee	21,127	78,702	160,105	8	0	0	237,308	476,123
21st....	Circuit Total	21,227	122,016	205,247	1,838	0	0	245,304	574,405
22nd...	McHenry	26,316	358,087	418,064	50,071	580	0	653,129	1,480,081
22nd...	Circuit Total	26,316	358,087	418,064	50,071	580	0	653,129	1,480,081
23rd...	DeKalb	14,145	32,596	31,917	7,623	0	0	371,489	443,625
	Kendall	25,909	199,012	70,767	3,650	0	0	87,763	361,192
23rd...	Circuit Total	40,054	231,608	102,684	11,273	0	0	459,252	804,817
	Downstate Total	683,609	13,308,462	13,079,418	802,648	193,619	36,190	30,421,398	57,843,632
Cook	Cook County	46,152	40,903	982,336	2,516	0	0	6,493,201	7,518,956
	State Total	729,761	13,349,365	14,061,754	805,164	193,619	36,190	36,914,599	65,362,588

\* Includes Drug Fines

\*\* Includes Percentage Distribution to County General Corporate Fund & Boating Fines paid to County

# CIRCUIT CLERK DISBURSEMENT OF FUNDS

CIRCUIT	COUNTY	FINES, PENALTIES, ASSESSMENTS AND FORFEITURES (CONTINUED)									
		STATE									
		TOTAL DNR FUNDS	ROAD FUND	LUMP SUM SURCHARGE	DRUG TRAFFIC PREVENTION	CRIME LAB	STATE POLICE DUI FUND	VIOLENT CRIME VICTIMS ASST.	TRAFFIC & CRIMINAL CONVICTION	DRIVERS EDUCATION FUND	DOMESTIC VIOLENCE SHELTER & SERV. FUND
1st.....	Alexander	696	7,743	2,239	0	400	100	11,905	13,084	6,073	509
	Jackson	1,267	2,444	13,777	0	2,029	3,987	25,112	41,190	7,826	3,817
	Johnson	4,597	1,908	6,419	19	1,835	3,411	16,028	28,847	9,167	628
	Massac	1,631	604	4,426	0	1,666	2,610	28,787	43,090	14,498	2,936
	Pope	2,000	0	2,290	300	808	0	5,722	9,135	2,676	0
	Pulaski	140	0	8,850	0	177	162	37,326	98,937	34,139	513
	Saline	430	254	23,208	0	1,275	904	7,598	11,964	9,170	1,067
	Union	11,999	2,170	30,323	6	2,599	3,385	19,060	20,229	5,807	2,055
	Williamson	10,158	810,654	36,239	325	3,903	3,608	42,402	117,625	19,777	2,149
1st.....	Circuit Total	32,917	825,776	127,771	650	14,691	18,167	193,942	384,102	109,133	13,673
2nd.....	Crawford	1,712	0	10,128	0	404	1,138	12,590	12,396	2,630	0
	Edwards	0	7,488	5,295	8	937	154	5,778	6,507	2,119	746
	Franklin	2,516	769	33,718	0	3,182	0	39,277	17,616	6,105	6,314
	Gallatin	3,240	5,382	8,815	0	280	0	6,317	5,284	2,371	100
	Hamilton	2,389	849	6,080	9	275	598	9,688	8,667	1,827	530
	Hardin	3,063	0	9,236	0	897	0	5,690	3,904	1,008	790
	Jefferson	34	0	11,387	0	5,341	184	27,777	17,497	6,982	1,411
	Lawrence	235	850	7,555	0	150	0	14,054	7,263	2,418	1,672
	Richland	1,350	0	17,268	0	2,360	0	15,805	10,000	2,973	290
	Wabash	250	2,161	10,409	0	675	140	8,017	6,283	2,367	750
	Wayne	3,283	4,463	9,286	0	754	1,061	7,709	13,991	4,617	0
	White	650	3,683	10,274	268	1,205	0	19,607	16,980	4,378	2,447
2nd.....	Circuit Total	18,722	25,645	139,452	284	16,459	3,274	172,309	126,388	39,796	15,050
3rd.....	Bond	1,527	0	11,161	0	700	500	13,996	31,443	10,653	200
	Madison	1,575	2,829	12,285	0	8,479	1,127	130,015	169,186	30,968	24,017
3rd.....	Circuit Total	3,102	2,829	23,446	0	9,179	1,627	144,011	200,629	41,621	24,217
4th.....	Christian	2,073	50	25,917	544	2,120	590	16,967	19,784	6,188	587
	Clay	1,960	0	22,723	0	2,345	2,597	16,073	10,581	5,642	2,231
	Clinton	4,051	950	26,382	0	1,385	695	25,939	19,255	6,895	1,428
	Effingham	106	0	48,244	300	3,391	496	31,118	21,887	8,988	1,939
	Fayette	3,838	232,614	20,428	383	5,388	2,110	24,249	50,049	10,665	1,651
	Jasper	1,729	630	12,799	0	645	356	9,967	8,058	1,875	448
	Marion	942	0	15,831	0	518	1,079	34,039	30,492	8,562	5,173
	Montgomery	2,807	35,159	29,000	100	5,586	2,474	34,700	53,768	12,379	1,935
	Shelby	4,734	0	10,757	0	551	17	12,129	9,914	1,991	1,500
4th.....	Circuit Total	22,240	269,403	212,082	1,327	21,929	10,413	205,182	223,787	63,185	16,892
5th.....	Clark	1,999	96,019	8,459	0	218	750	8,574	16,027	4,485	400
	Coles	837	754	67,876	973	290	512	50,826	27,441	11,224	4,068
	Cumberland	742	0	10,783	0	810	350	9,304	7,717	2,725	418
	Edgar	521	1,890	9,485	0	2,185	400	11,388	5,988	2,199	418
	Vermilion	603	0	37,873	0	3,424	0	39,093	36,945	14,801	1,779
5th.....	Circuit Total	4,702	98,663	134,476	973	6,927	2,012	119,184	94,118	35,434	7,083

# CIRCUIT CLERK DISBURSEMENT OF FUNDS

CIRCUIT	COUNTY	FINES, PENALTIES, ASSESSMENTS AND FORFEITURES (CONTINUED)									
		STATE									
		TOTAL DNR FUNDS	ROAD FUND	LUMP SUM SURCHARGE	DRUG TRAFFIC PREVENTION	CRIME LAB	STATE POLICE DUI FUND	VIOLENT CRIME VICTIMS ASST.	TRAFFIC & CRIMINAL CONVICTION	DRIVERS EDUCATION FUND	DOMESTIC VIOLENCE SHELTER & SERV. FUND
6th.....	Champaign	327,818	0	219,051	1,150	9,660	3,737	100,479	4,928	57,055	3,252
	DeWitt	2,017	0	13,081	100	581	1,712	14,861	16,762	5,877	1,540
	Douglas	0	415	19,337	5,429	1,767	2,614	26,500	28,423	13,538	2,451
	Macon	851	300	72,753	0	3,777	9,677	89,885	76,398	25,952	12,670
	Moultrie	1,060	0	9,873	3	537	2,190	10,331	13,082	3,554	1,065
	Piatt	100	0	1,504	25	300	450	8,755	10,967	2,930	839
6th.....	Circuit Total	331,846	715	335,599	6,707	16,623	20,380	250,812	150,561	108,906	21,818
7th.....	Greene	1,447	0	5,057	0	148	1,879	12,839	10,321	2,211	201
	Jersey	6,568	0	12,618	0	0	3,996	27,735	34,028	7,122	438
	Macoupin	1,563	15	30,632	156	2,367	2,439	30,237	661	10,007	849
	Morgan	292	0	8,276	33	1,518	1,109	18,430	18,935	3,590	992
	Sangamon	992	161,824	37,025	0	1,136	4,161	103,985	188,344	52,006	8,199
	Scott	1,400	1,197	3,707	0	0	350	3,649	7,136	1,971	0
7th.....	Circuit Total	12,262	163,036	97,314	189	5,168	13,934	196,874	259,426	76,908	10,679
8th.....	Adams	775	0	62,095	25	7,357	17,030	70,394	58,382	19,447	10,091
	Brown	500	0	1,820	0	146	0	5,326	7,766	2,345	0
	Calhoun	4,623	0	7,464	0	703	902	5,083	4,203	1,473	618
	Cass	1,115	0	10,182	0	1,150	0	15,336	14,299	3,215	1,227
	Mason	4,367	0	18,916	0	2,480	0	20,499	22,003	6,501	3,913
	Menard	240	0	11,125	63	100	413	5,771	6,180	1,683	379
	Pike	15,041	23,501	60,194	0	10,141	1,625	32,730	1,209	10,389	4,025
	Schuyler	200	0	13,969	825	1,493	1,373	9,579	11,761	3,873	1,769
8th.....	Circuit Total	26,860	23,501	185,766	913	23,570	21,343	164,717	125,802	48,924	22,022
9th.....	Fulton	3,306	480	16,922	0	3,628	3,271	33,822	20,801	5,786	4,394
	Hancock	1,241	11,180	5,896	0	1,365	0	11,816	16,695	4,592	1,441
	Henderson	6,041	4,680	3,411	206	1,155	1,544	11,932	19,175	6,015	223
	Knox	205	8,698	20,860	443	2,904	2,210	46,062	33,643	10,956	1,255
	McDonough	1,471	0	33,784	600	4,080	9,600	39,170	27,910	8,823	4,273
	Warren	1,230	12,529	6,373	104	664	0	11,197	14,858	3,528	910
9th.....	Circuit Total	13,494	37,567	87,247	1,353	13,797	16,625	153,999	133,081	39,699	12,494
10th.....	Marshall	469	0	180	0	932	1,500	3,345	3,312	550	409
	Peoria	1,506	732	32,705	809	10,769	13,491	105,854	128,147	19,567	23,344
	Putnam	9,645	1,186	666	0	0	1,750	3,824	7,086	1,497	100
	Stark	352	0	3,018	0	7	150	5,428	5,571	1,394	467
	Tazewell	2,087	0	52,853	0	9,919	0	110,089	178,816	45,666	1,531
10th.....	Circuit Total	14,060	1,918	89,421	809	21,626	16,891	228,540	322,931	68,673	25,851
11th.....	Ford	2,645	4,650	16,755	0	407	500	9,119	8,993	2,195	1,367
	Livingston	796	231	43,908	0	5,402	7,522	40,697	46,466	12,617	3,300
	Logan	225	0	24,066	30	2,938	0	19,772	21,020	5,316	4,140
	McLean	197	307,017	179,685	31,380	14,640	19,380	161,841	183,962	57,815	10,819
	Woodford	804	0	31,944	0	2,280	2,543	26,367	27,248	11,108	2,624
11th.....	Circuit Total	4,667	311,898	296,358	31,410	25,667	29,946	257,796	287,689	89,050	22,249

# CIRCUIT CLERK DISBURSEMENT OF FUNDS

CIRCUIT	COUNTY	FINES, PENALTIES, ASSESSMENTS AND FORFEITURES (CONTINUED)									
		STATE									
		TOTAL DNR FUNDS	ROAD FUND	LUMP SUM SURCHARGE	DRUG TRAFFIC PREVENTION	CRIME LAB	STATE POLICE DUI FUND	VIOLENT CRIME VICTIMS ASST.	TRAFFIC & CRIMINAL CONVICTION	DRIVERS EDUCATION FUND	DOMESTIC VIOLENCE SHELTER & SERV. FUND
12th.....	Will	0	0	376,660	8,296	24,602	0	466,536	737,367	214,419	11,505
12th.....	Circuit Total	0	0	376,660	8,296	24,602	0	466,536	737,367	214,419	11,505
13th.....	Bureau	1,790	30,059	20,840	30,230	4,933	4,750	26,253	26,573	6,880	3,519
	Grundy	1,041	0	20,191	0	2,808	18,469	37,701	58,849	17,666	2,774
	LaSalle	11,999	45,659	9,135	8,153	7,421	121	78,107	139,276	28,884	9,426
13th.....	Circuit Total	14,829	75,718	50,166	38,383	15,162	23,340	142,060	224,698	53,430	15,719
14th.....	Henry	880	8,610	15,416	8,557	4,912	3,378	35,745	43,978	11,382	2,427
	Mercer	16,365	2,250	12,471	0	1,319	0	10,854	7,043	3,895	2,931
	Rock Island	5,482	25,710	30,592	771	8,847	20,247	81,430	127,894	29,468	5,292
	Whiteside	1,477	29,600	31,487	990	4,317	3,506	35,906	62,567	21,704	1,488
14th.....	Circuit Total	24,203	66,170	89,966	10,318	19,394	27,131	163,937	241,483	66,449	12,139
15th.....	Carroll	1,795	2	1,589	0	2,111	450	13,299	16,747	3,579	1,162
	Jo Daviess	2,116	270	10,490	500	560	1,750	16,094	21,431	7,918	1,789
	Lee	2,065	0	53,868	0	2,376	0	32,773	38,438	13,076	5,173
	Ogle	5,745	10,380	56,775	855	7,040	953	54,481	70,544	19,151	8,537
	Stephenson	3,276	3,475	38,607	0	2,490	18,456	62,261	54,620	14,196	19,113
15th.....	Circuit Total	14,996	14,127	161,328	1,355	14,576	21,610	178,908	201,780	57,920	35,774
16th.....	Kane	2,389	0	384,362	0	21,864	18,232	207,846	0	79,240	28,867
16th.....	Circuit Total	2,389	0	384,362	0	21,864	18,232	207,846	0	79,240	28,867
17th.....	Boone	648	330	41,325	2,689	6,245	1,020	46,437	57,850	18,948	2,641
	Winnebago	5,141	462	275,535	168	18,722	204	178,562	0	67,097	27,812
17th.....	Circuit Total	5,789	792	316,860	2,857	24,966	1,224	224,999	57,850	86,045	30,453
18th.....	DuPage	1,091	19,511	0	6,347	20,139	15,603	410,836	970,474	235,708	23,203
18th.....	Circuit Total	1,091	19,511	0	6,347	20,139	15,603	410,836	970,474	235,708	23,203
19th.....	Lake	8,801	4,925	690,504	0	0	0	336,914	260	166,992	9,801
19th.....	Circuit Total	8,801	4,925	690,504	0	0	0	336,914	260	166,992	9,801
20th.....	Monroe	357	0	6,081	25	4,684	1,344	22,250	38,053	9,699	500
	Perry	939	0	13,979	0	2,275	0	16,009	13,483	3,432	600
	Randolph	1,692	605	6,570	0	812	280	11,039	19,814	4,732	37
	St. Clair	909	334,175	156,380	0	5,726	19,498	113,202	0	31,402	15,436
	Washington	550	0	7,807	1	1,516	0	10,171	12,450	2,929	271
20th.....	Circuit Total	4,447	334,780	190,817	26	15,013	21,122	172,672	83,800	52,193	16,843
21st.....	Iroquois	275	35,770	16,245	795	1,451	3,452	20,473	31,688	9,278	1,198
	Kankakee	5,635	0	14,839	0	5,737	5,968	47,774	75,624	29,504	4,008
21st.....	Circuit Total	5,910	35,770	31,083	795	7,188	9,419	68,247	107,312	38,782	5,206
22nd.....	McHenry	6,075	0	76,051	825	8,175	9,564	206,043	311,484	79,501	21,800
22nd.....	Circuit Total	6,075	0	76,051	825	8,175	9,564	206,043	311,484	79,501	21,800
23rd.....	DeKalb	2,351	4,223	107,372	24	4,078	3,039	44,714	0	16,772	9,478
	Kendall	932	0	2,698	0	4,147	710	20,912	107,469	14,587	15,929
23rd.....	Circuit Total	3,283	4,223	110,069	24	8,225	3,749	65,626	107,469	31,359	25,407
	Downstate Total	576,686	2,316,968	4,206,798	113,839	354,941	305,605	4,731,989	5,352,491	1,883,367	428,746
Cook	Cook County	5,380	44,626	302,662	12,001	0	18,447	604,380	792,189	209,382	14,730
	State Total	582,066	2,361,594	4,509,460	125,840	354,941	324,052	5,336,369	6,144,680	2,092,749	443,476



# CIRCUIT CLERK DISBURSEMENT OF FUNDS

CIRCUIT	COUNTY	FINES, PENALTIES, ASSESSMENTS AND FORFEITURES (CONTINUED)								
		STATE (CONTINUED)								
		DRUG TREATMENT	TRAUMA CENTER FUND	% DIST < \$55 FUND	% DIST ≥ \$55 FUND	GENERAL REVENUE FUND	SPINAL CORD CURE TRUST FUND	LEADS MAINTENANCE FUND	FIRE TRUCK REVOLVING LOAN FUND	FORECLOSURE PREVENTION PROGRAM FUND
1st.....	Alexander	2,263	1,207	0	2,658	650	45	0	0	49
	Jackson	26,395	8,841	0	11,804	2,514	454	0	240	637
	Johnson	15,401	3,007	0	801	4,786	125	0	120	49
	Massac	14,831	4,561	0	11,785	14,170	215	0	105	441
	Pope	2,806	959	0	160	740	50	0	0	98
	Pulaski	9,090	2,393	0	5,022	563	99	0	514	49
	Saline	7,988	2,540	0	461	0	168	0	68	0
	Union	21,863	5,309	0	221	11,254	249	0	95	294
	Williamson	33,727	10,154	0	5,368	21,029	380	0	0	1,372
1st.....	Circuit Total	134,365	38,971	0	38,280	55,707	1,784	0	1,142	2,989
2nd.....	Crawford	9,419	3,837	0	502	10,763	227	0	0	392
	Edwards	6,194	1,505	0	178	4,700	89	0	120	49
	Franklin	62,808	8,073	0	1,332	13,061	340	1,488	94	784
	Gallatin	2,388	821	0	109	2,425	52	0	0	147
	Hamilton	15,286	2,725	0	116	7,933	148	0	120	98
	Hardin	12,680	1,502	0	307	790	45	31	15	49
	Jefferson	41,520	8,184	0	1,403	8,399	299	0	118	245
	Lawrence	30,294	3,497	0	29	5,214	115	0	0	294
	Richland	27,710	6,870	0	483	11,029	445	0	0	98
	Wabash	10,037	3,755	0	270	4,737	226	0	15	49
	Wayne	12,521	380	2,802	1,180	2,386	140	0	0	147
	White	27,945	2,774	0	710	4,002	184	0	144	147
2nd.....	Circuit Total	258,801	43,922	2,802	6,618	75,441	2,310	1,519	627	2,499
3rd.....	Bond	17,876	3,421	0	849	0	68	0	0	147
	Madison	68,977	37,049	0	39,515	12,267	1,888	144	0	3,650
3rd.....	Circuit Total	86,853	40,470	0	40,364	12,267	1,955	144	0	3,797
4th.....	Christian	23,378	4,376	0	2,310	6,338	228	0	185	196
	Clay	24,300	3,823	0	181	2,367	167	0	0	196
	Clinton	11,032	4,859	0	1,027	1,713	190	150	336	147
	Effingham	71,193	12,744	0	1,716	6,944	621	59	478	196
	Fayette	63,215	5,398	0	3,740	7,834	401	0	137	245
	Jasper	6,180	3,242	0	204	5,582	147	0	210	0
	Marion	52,125	8,424	0	1,169	6,805	233	0	468	196
	Montgomery	40,756	9,068	0	352	5,171	416	0	283	441
	Shelby	7,197	2,075	0	252	2,202	120	0	60	196
4th.....	Circuit Total	299,375	54,009	0	10,952	44,956	2,521	209	2,155	1,813
5th.....	Clark	7,214	1,707	0	432	2,149	81	110	0	196
	Coles	43,304	15,764	0	4,966	28,712	715	0	428	441
	Cumberland	7,307	2,305	0	503	2,898	129	184	75	49
	Edgar	17,702	2,770	0	0	4,037	95	0	0	245
	Vermilion	25,877	9,482	0	16,918	12,362	477	654	1,129	600
5th.....	Circuit Total	101,404	32,027	0	22,820	50,157	1,497	947	1,632	1,531

# CIRCUIT CLERK DISBURSEMENT OF FUNDS

CIRCUIT	COUNTY	FINES, PENALTIES, ASSESSMENTS AND FORFEITURES (CONTINUED)								
		STATE (CONTINUED)								
		DRUG TREATMENT	TRAUMA CENTER FUND	% DIST < \$55 FUND	% DIST ≥ \$55 FUND	GENERAL REVENUE FUND	SPINAL CORD CURE TRUST FUND	LEADS MAINTENANCE FUND	FIRE TRUCK REVOLVING LOAN FUND	FORECLOSURE PREVENTION PROGRAM FUND
6th.....	Champaign	23,394	34,065	0	15,711	79,406	1,582	1,222	3,721	1,428
	DeWitt	12,081	4,603	0	628	5,631	213	0	120	168
	Douglas	25,321	11,432	0	1,260	14,428	463	0	315	98
	Macon	57,906	29,690	0	11,663	43,383	1,367	576	2,533	1,323
	Moultrie	6,187	3,514	0	977	2,312	164	46	225	147
	Piatt	11,004	3,555	0	1,118	4,728	236	0	90	196
6th.....	Circuit Total	135,892	86,859	0	31,358	149,887	4,025	1,844	7,003	3,360
7th.....	Greene	26,634	6,126	0	3,626	4,221	279	0	15	196
	Jersey	29,334	10,081	0	718	3,856	310	75	434	196
	Macoupin	16,942	9,327	0	4,485	16,953	471	0	510	882
	Morgan	33,353	7,565	0	12,153	9,287	351	51	292	490
	Sangamon	52,626	31,485	0	15,299	23,313	1,370	411	1,115	1,078
	Scott	2,695	941	0	717	400	45	0	35	49
7th.....	Circuit Total	161,584	65,526	0	36,998	58,031	2,825	537	2,400	2,891
8th.....	Adams	94,621	18,252	0	453	14,313	850	2,225	989	686
	Brown	1,172	556	0	138	680	15	0	0	49
	Calhoun	9,689	1,996	0	145	838	114	0	57	49
	Cass	21,568	4,182	0	333	1,199	199	0	53	98
	Mason	19,571	5,305	0	454	16,043	244	71	276	196
	Menard	4,446	2,380	0	305	7,266	104	0	0	245
	Pike	39,341	9,543	0	453	10,250	464	173	979	196
	Schuyler	9,702	3,202	0	222	2,757	148	0	285	49
8th.....	Circuit Total	200,109	45,415	0	2,503	53,345	2,138	2,468	2,637	1,568
9th.....	Fulton	17,511	13,133	0	24,080	29,181	415	3,205	58	490
	Hancock	13,317	4,682	0	538	8,068	229	3	123	200
	Henderson	12,740	6,345	0	4,110	16,605	324	1,271	454	49
	Knox	41,953	13,369	0	984	11,202	667	0	472	637
	McDonough	40,408	15,365	0	618	18,408	770	1,964	1,079	250
	Warren	13,708	4,266	0	249	5,868	189	0	337	245
9th.....	Circuit Total	139,636	57,159	0	30,579	89,333	2,594	6,443	2,522	1,871
10th.....	Marshall	10,087	1,391	0	1,688	0	65	182	55	147
	Peoria	89,738	34,685	0	96,072	43,942	1,541	6,132	2,682	2,702
	Putnam	300	1,215	0	96	150	60	0	0	147
	Stark	1,979	1,480	0	219	1,053	74	0	29	98
	Tazewell	45,903	32,224	0	10,533	47,680	1,444	0	3,084	2,352
10th.....	Circuit Total	148,007	70,994	0	108,607	92,825	3,184	6,314	5,849	5,446
11th.....	Ford	7,021	3,393	0	318	3,919	124	0	225	196
	Livingston	31,173	14,370	0	2,711	15,540	665	0	243	147
	Logan	26,632	7,454	0	9,329	8,582	343	103	215	441
	McLean	130,780	61,167	0	10,708	70,900	2,706	622	3,198	588
	Woodford	31,605	9,007	0	838	6,697	402	0	240	245
11th.....	Circuit Total	227,211	95,391	0	23,905	105,639	4,239	725	4,120	1,617

# CIRCUIT CLERK DISBURSEMENT OF FUNDS

CIRCUIT	COUNTY	FINES, PENALTIES, ASSESSMENTS AND FORFEITURES (CONTINUED)								
		STATE (CONTINUED)								
		DRUG TREATMENT	TRAUMA CENTER FUND	% DIST < \$55 FUND	% DIST ≥ \$55 FUND	GENERAL REVENUE FUND	SPINAL CORD CURE TRUST FUND	LEADS MAINTENANCE FUND	FIRE TRUCK REVOLVING LOAN FUND	FORECLOSURE PREVENTION PROGRAM FUND
12th.....	Will	317,291	118,989	0	128,908	24,697	2,917	0	5,568	0
12th.....	Circuit Total	317,291	118,989	0	128,908	24,697	2,917	0	5,568	0
13th.....	Bureau	35,826	9,828	0	710	6,159	446	100	343	343
	Grundy	38,438	20,205	0	2,843	15,860	877	0	514	0
	LaSalle	83,896	30,063	0	32,784	26,572	1,805	589	1,573	1,029
13th.....	Circuit Total	158,160	60,096	0	36,337	48,591	3,128	689	2,430	1,372
14th.....	Henry	8,545	12,471	0	1,021	22,056	296	698	1,032	392
	Mercer	3,570	2,990	0	182	7,281	99	0	552	147
	Rock Island	114,314	38,913	0	4,037	65,762	1,860	1,022	345	1,862
	Whiteside	33,983	7,710	0	1,608	29,871	443	0	699	980
14th.....	Circuit Total	160,413	62,084	0	6,847	124,970	2,698	1,720	2,627	3,381
15th.....	Carroll	16,264	5,249	0	411	999	205	0	62	147
	Jo Daviess	14,155	4,885	0	178	6,012	240	228	23	196
	Lee	35,713	14,193	0	780	23,747	723	0	1,045	1,421
	Ogle	36,616	21,351	0	966	20,149	983	0	661	588
	Stephenson	35,309	12,524	0	2,548	17,870	477	235	29	637
15th.....	Circuit Total	138,057	58,203	0	4,884	68,777	2,628	463	1,819	2,989
16th.....	Kane	180,820	119,934	0	231,643	252,232	5,476	4,256	10,324	0
16th.....	Circuit Total	180,820	119,934	0	231,643	252,232	5,476	4,256	10,324	0
17th.....	Boone	38,792	15,023	0	2,362	15,246	748	0	99	294
	Winnebago	129,479	53,897	0	107,388	6,160	2,244	0	300	3,040
17th.....	Circuit Total	168,271	68,920	0	109,750	21,406	2,992	0	399	3,334
18th.....	DuPage	223,184	156,944	0	521,286	37,582	8,474	24,479	0	5,145
18th.....	Circuit Total	223,184	156,944	0	521,286	37,582	8,474	24,479	0	5,145
19th.....	Lake	143,337	129,744	0	14,741	107,280	5,431	14,091	8,064	6,125
19th.....	Circuit Total	143,337	129,744	0	14,741	107,280	5,431	14,091	8,064	6,125
20th.....	Monroe	45,431	9,099	0	88	4,693	488	0	143	98
	Perry	5,690	3,680	0	270	5,902	110	0	0	294
	Randolph	3,631	4,987	0	940	4,757	180	0	0	343
	St. Clair	92,594	37,311	351	39,598	42,096	1,880	669	967	4,165
	Washington	13,598	3,994	0	360	2,060	214	0	119	196
20th.....	Circuit Total	160,944	59,071	351	41,256	59,508	2,873	669	1,229	5,096
21st.....	Iroquois	13,357	4,699	0	2,737	4,797	198	0	346	245
	Kankakee	29,015	12,968	0	82,784	28,159	388	2,846	75	2,499
21st.....	Circuit Total	42,372	17,668	0	85,522	32,956	586	2,846	421	2,744
22nd.....	McHenry	133,058	72,217	0	7,675	26,591	3,484	6,228	1,941	0
22nd.....	Circuit Total	133,058	72,217	0	7,675	26,591	3,484	6,228	1,941	0
23rd.....	DeKalb	37,976	17,222	0	31,323	38,500	984	0	953	637
	Kendall	47,767	16,076	0	29,977	40,560	867	2	565	784
23rd.....	Circuit Total	85,743	33,298	0	61,300	79,060	1,851	2	1,518	1,421
	Downstate Total	3,804,886	1,587,913	3,154	1,603,132	1,671,238	71,612	76,594	66,427	60,989
Cook	Cook County	148,984	190,024	8,350	106,083	1,150,108	18,079	41,474	14,246	391,050
	State Total	3,953,870	1,777,937	11,504	1,709,215	2,821,346	89,691	118,068	80,673	452,039

# CIRCUIT CLERK DISBURSEMENT OF FUNDS

CIRCUIT	COUNTY	FINES, PENALTIES, ASSESSMENTS AND FORFEITURES (CONTINUED)							
		STATE (CONTINUED)							
		FIRE PREVENTION FUND	CAPITAL PROJECTS FUND	ABANDON RESIDENTIAL PROPERTY MUNI. RELIEF FUND	STATE POLICE MERIT BOARD SAFETY FUND	STATE POLICE OPERATOINS ASSIST. FUND	STATE POLICE VEHICLE FUND	TOTAL STATE DISBURSEMENT*	TOTAL STATE & LOCAL DISBURSEMENT
1st.....	Alexander	594	0	35	4,359	9,435	100	109,756	308,973
	Jackson	3,008	0	3,430	9,735	47,706	69	319,427	638,009
	Johnson	1,396	0	175	7,827	18,888	140	255,947	536,251
	Massac	2,448	0	945	12,508	31,940	100	266,369	744,161
	Pope	437	0	105	2,370	7,100	0	47,351	122,183
	Pulaski	1,375	0	35	30,781	47,790	20	320,201	1,553,186
	Saline	1,408	1,706	35	3,630	13,299	102	193,904	645,432
	Union	1,425	0	980	4,958	20,739	240	260,624	452,039
	Williamson	4,757	810,654	4,410	73,611	109,564	449	2,390,857	3,063,191
1st.....	Circuit Total	16,847	812,360	10,150	149,779	306,460	1,219	4,164,435	8,063,426
2nd.....	Crawford	2,250	1,900	665	2,182	15,797	20	112,299	359,450
	Edwards	1,110	0	35	1,750	5,977	20	71,554	154,894
	Franklin	1,604	0	2,730	4,627	20,627	238	302,449	544,115
	Gallatin	224	0	735	2,004	5,163	20	72,396	153,160
	Hamilton	1,201	0	70	1,932	11,327	343	111,846	178,158
	Hardin	499	0	350	928	4,327	40	56,719	117,519
	Jefferson	2,450	0	729	3,845	25,896	814	264,537	772,659
	Lawrence	1,474	0	665	1,484	14,716	0	120,386	253,834
	Richland	1,606	0	385	1,910	13,922	60	137,366	357,984
	Wabash	1,122	0	350	1,453	7,342	0	96,637	187,190
	Wayne	1,571	545	420	3,780	8,818	122	158,271	275,548
	White	1,638	6,154	105	5,170	15,205	160	225,965	389,454
2nd.....	Circuit Total	16,749	8,599	7,239	31,064	149,117	1,837	1,730,423	3,743,965
3rd.....	Bond	1,848	0	105	8,987	15,383	290	140,224	827,679
	Madison	15,081	120,999	2,440	48,945	214,812	1,208	1,857,909	3,979,213
3rd.....	Circuit Total	16,929	120,999	2,545	57,932	230,195	1,498	1,998,133	4,806,893
4th.....	Christian	2,625	0	1,120	4,543	17,485	0	188,273	454,507
	Clay	1,293	1,900	315	2,678	11,254	95	142,647	333,449
	Clinton	3,437	0	1,428	4,235	23,000	20	172,545	477,985
	Effingham	2,817	520	595	5,567	23,821	240	362,437	593,560
	Fayette	2,453	400	980	23,879	43,596	200	572,550	845,116
	Jasper	1,580	0	0	1,820	11,744	40	82,616	191,475
	Marion	4,676	0	140	7,059	36,055	109	318,765	903,895
	Montgomery	4,300	3,201	1,279	22,654	49,214	208	867,909	1,097,458
	Shelby	1,506	0	455	2,526	9,005	0	87,608	188,299
4th.....	Circuit Total	24,686	6,021	6,313	74,961	225,173	911	2,795,350	5,085,742
5th.....	Clark	1,370	85,864	595	9,786	16,892	20	308,180	433,000
	Coles	4,959	0	2,810	5,990	39,203	49	396,150	1,042,324
	Cumberland	984	0	350	1,877	9,416	0	86,343	188,960
	Edgar	1,210	0	840	1,338	8,230	0	89,679	225,097
	Vermilion	3,157	0	2,214	9,859	42,127	0	341,150	880,104
5th.....	Circuit Total	11,680	85,864	6,809	28,851	115,868	69	1,221,503	2,769,485

\*Includes all other state fines, penalties, assessments and forfeitures not illustrated in this this report.

# CIRCUIT CLERK DISBURSEMENT OF FUNDS

CIRCUIT	COUNTY	FINES, PENALTIES, ASSESSMENTS AND FORFEITURES (CONTINUED)							
		STATE (CONTINUED)							
		FIRE PREVENTION FUND	CAPITAL PROJECTS FUND	ABANDON RESIDENTIAL PROPERTY MUNI. RELIEF FUND	STATE POLICE MERIT BOARD SAFETY FUND	STATE POLICE OPERATOINS ASSIST. FUND	STATE POLICE VEHICLE FUND	TOTAL STATE DISBURSEMENT*	TOTAL STATE & LOCAL DISBURSEMENT
6th.....	Champaign	16,704	0	5,855	22,342	114,978	720	1,309,494	2,341,919
	DeWitt	3,456	0	805	2,795	17,075	0	127,286	271,720
	Douglas	7,014	370	420	5,044	38,400	0	312,566	872,876
	Macon	10,467	320	6,976	14,101	175,230	60	816,136	1,520,548
	Moultrie	3,813	0	245	2,128	14,551	0	92,164	255,875
	Piatt	2,010	165	1,085	1,715	12,676	18	113,989	190,523
6th.....	Circuit Total	43,464	855	15,386	48,125	372,911	798	2,771,636	5,453,461
7th.....	Greene	1,379	0	490	3,292	14,394	40	118,828	220,903
	Jersey	4,450	0	1,505	7,559	37,362	45	263,731	595,913
	Macoupin	3,022	500	4,485	6,084	26,823	665	386,490	660,928
	Morgan	2,891	421	1,015	5,711	23,552	40	190,182	516,517
	Sangamon	19,932	161,812	285	53,318	196,888	2,639	1,580,922	4,517,953
	Scott	440	0	35	1,815	6,130	40	83,008	149,927
7th.....	Circuit Total	32,113	162,733	7,815	77,779	305,148	3,469	2,623,142	6,662,142
8th.....	Adams	6,531	0	3,640	13,712	63,792	140	674,434	1,326,257
	Brown	735	0	350	2,096	4,942	20	43,285	103,598
	Calhoun	676	0	35	1,582	4,936	0	52,350	112,088
	Cass	2,624	0	70	2,910	16,559	20	128,551	231,156
	Mason	2,592	0	595	5,386	24,313	0	178,641	455,886
	Menard	1,188	0	490	1,056	7,933	0	61,608	133,537
	Pike	5,735	21,791	490	8,150	30,394	538	467,960	1,009,073
	Schuyler	2,623	0	35	2,297	12,366	0	107,624	183,130
8th.....	Circuit Total	22,703	21,791	5,705	37,189	165,233	718	1,714,453	3,554,726
9th.....	Fulton	1,762	0	1,295	8,629	28,240	180	319,746	854,938
	Hancock	2,280	0	280	4,464	17,495	0	151,409	388,428
	Henderson	1,638	0	35	6,378	15,351	271	233,403	514,595
	Knox	3,739	0	1,750	9,032	42,579	208	378,725	1,180,292
	McDonough	4,794	7,336	735	6,051	44,160	317	357,458	740,809
	Warren	2,446	0	1,260	4,076	18,015	145	160,972	437,776
9th.....	Circuit Total	16,658	7,336	5,355	38,629	165,840	1,121	1,601,712	4,116,838
10th.....	Marshall	845	0	1,120	830	4,080	0	46,719	98,318
	Peoria	16,523	2,802	6,755	33,006	130,631	1,201	1,126,595	2,522,754
	Putnam	704	8,767	420	1,819	7,811	0	61,914	154,543
	Stark	237	0	700	1,361	6,047	0	37,631	100,682
	Tazewell	26,737	0	11,157	30,275	148,521	854	956,423	2,380,718
10th.....	Circuit Total	45,045	11,569	20,152	67,291	297,089	2,055	2,229,281	5,257,015
11th.....	Ford	2,243	73	1,050	1,719	11,162	21	107,576	279,944
	Livingston	7,503	0	350	8,984	53,759	400	428,762	970,125
	Logan	3,060	330	945	4,452	25,347	331	270,371	576,318
	McLean	25,351	277,718	5,012	60,463	203,827	1,237	2,202,846	4,722,450
	Woodford	5,378	0	945	4,953	34,616	140	272,776	796,351
11th.....	Circuit Total	43,534	278,121	8,302	80,571	328,711	2,128	3,282,332	7,345,188

\*Includes all other state fines, penalties, assessments and forfeitures not illustrated in this report.

# CIRCUIT CLERK DISBURSEMENT OF FUNDS

CIRCUIT	COUNTY	FINES, PENALTIES, ASSESSMENTS AND FORFEITURES (CONTINUED)							
		STATE (CONTINUED)							
		FIRE PREVENTION FUND	CAPITAL PROJECTS FUND	ABANDON RESIDENTIAL PROPERTY MUNI. RELIEF FUND	STATE POLICE MERIT BOARD SAFETY FUND	STATE POLICE OPERATOINS ASSIST. FUND	STATE POLICE VEHICLE FUND	TOTAL STATE DISBURSEMENT*	TOTAL STATE & LOCAL DISBURSEMENT
12th.....	Will	45,205	1,304,522	38,849	234,249	620,205	3,849	7,269,478	20,442,631
12th.....	Circuit Total	45,205	1,304,522	38,849	234,249	620,205	3,849	7,269,478	20,442,631
13th.....	Bureau	5,843	0	1,754	6,323	34,316	280	400,362	1,168,220
	Grundy	6,556	350	977	11,912	81,550	240	456,400	993,677
	LaSalle	23,504	0	2,470	34,369	151,242	720	1,078,825	3,121,324
13th.....	Circuit Total	35,903	350	5,201	52,604	267,109	1,240	1,935,586	5,283,221
14th.....	Henry	9,590	0	1,645	9,869	45,705	200	457,889	946,089
	Mercer	1,564	0	560	1,271	8,881	0	110,862	214,254
	Rock Island	7,428	297,532	7,530	45,801	121,705	356	1,354,491	2,166,657
	Whiteside	10,432	28,731	2,520	17,547	44,519	100	613,180	1,154,907
14th.....	Circuit Total	29,014	326,263	12,255	74,488	220,810	656	2,536,422	4,481,906
15th.....	Carroll	2,828	0	105	3,491	19,293	1	112,656	264,352
	Jo Daviess	2,428	0	394	4,928	21,549	25	156,674	437,071
	Lee	8,079	0	1,575	8,418	46,335	55	445,564	931,985
	Ogle	13,150	21,795	1,365	15,640	70,896	444	592,275	1,235,195
	Stephenson	6,414	9,954	3,255	14,373	59,542	305	545,431	1,117,923
15th.....	Circuit Total	32,899	31,749	6,694	46,849	217,614	830	1,852,600	3,986,526
16th.....	Kane	52,399	73,526	18,795	134,348	387,805	1,890	2,827,912	6,523,858
16th.....	Circuit Total	52,399	73,526	18,795	134,348	387,805	1,890	2,827,912	6,523,858
17th.....	Boone	10,634	4,663	2,848	10,470	56,014	200	438,020	1,404,551
	Winnebago	27,270	0	22,249	48,831	665	5,894	1,661,152	4,533,939
17th.....	Circuit Total	37,904	4,663	25,097	59,302	56,679	6,094	2,099,172	5,938,491
18th.....	DuPage	134,417	151,982	40,933	212,868	847,378	6,000	5,041,749	24,098,461
18th.....	Circuit Total	134,417	151,982	40,933	212,868	847,378	6,000	5,041,749	24,098,461
19th.....	Lake	42,084	117,484	26,880	161,292	561,158	2,242	3,163,734	11,919,215
19th.....	Circuit Total	42,084	117,484	26,880	161,292	561,158	2,242	3,163,734	11,919,215
20th.....	Monroe	3,949	0	781	7,715	42,304	47	247,812	564,227
	Perry	2,569	0	1,155	2,632	19,810	20	147,932	330,344
	Randolph	3,498	605	945	3,474	20,382	173	123,050	344,122
	St. Clair	23,794	52,377	34,285	72,554	166,657	2,576	2,006,708	2,811,650
	Washington	2,657	0	595	2,464	11,380	120	108,491	241,838
20th.....	Circuit Total	36,465	52,982	37,761	88,839	260,532	2,935	2,633,993	4,292,180
21st.....	Iroquois	5,641	36,985	1,484	10,954	27,201	682	416,692	539,176
	Kankakee	12,425	0	6,141	24,065	74,743	1,593	680,114	1,593,563
21st.....	Circuit Total	18,066	36,985	7,625	35,019	101,943	2,274	1,096,806	2,132,739
22nd.....	McHenry	39,566	138,196	7,643	0	402,539	130	1,950,027	5,339,697
22nd.....	Circuit Total	39,566	138,196	7,643	0	402,539	130	1,950,027	5,339,697
23rd.....	DeKalb	7,357	4,338	3,457	28,300	105,473	660	584,349	1,328,203
	Kendall	13,376	0	3,422	18,534	57,596	0	502,352	1,157,810
23rd.....	Circuit Total	20,733	4,338	6,880	46,834	163,069	660	1,086,701	2,486,014
	Downstate Total	815,062	3,759,287	330,380	1,838,864	6,768,586	44,624	59,626,599	153,783,818
Cook	Cook County	123,310	0	52,232	375,509	1,210,742	172,576	9,786,555	28,225,144
	State Total	938,372	3,759,287	382,612	2,214,373	7,979,328	217,200	69,413,154	182,008,962

\*Includes all other state fines, penalties, assessments and forfeitures not illustrated in this this report.

# CIRCUIT CLERK DISBURSEMENT OF FUNDS

CIRCUIT	COUNTY	FEES OF OTHERS							
		STATES ATTORNEY *	SHERIFF SERVICE OF PROCESS	SHERIFF COURT SECURITY	COUNTY LAW LIBRARY	MARRIAGE FUND OF CIRCUIT COURT	COUNTY FUND TO FINANCE COURT SYSTEM	COURT APPOINTED COUNSEL	MUNICIPAL ATTORNEY PROSECUTION FEE
1st.....	Alexander	12,181	4,019	27,817	3,085	0	16,262	4,209	0
	Jackson	39,832	4,695	120,345	7,163	472	109,003	4,978	0
	Johnson	29,748	4,931	36,615	5,870	0	50,663	8,731	0
	Massac	36,156	1,834	42,500	6,154	0	35,479	13,551	0
	Pope	10,452	5,452	14,623	1,600	0	5,152	4,952	0
	Pulaski	110,070	10,759	154,720	3,025	0	109,817	2,692	0
	Saline	8,237	18,682	44,113	11,820	200	36,479	99,118	0
	Union	23,928	2,455	41,707	9,198	180	37,318	15,253	0
	Williamson	217,740	12,691	226,593	7,021	820	121,876	2,405	0
	Circuit Total	488,348	65,518	709,032	54,935	1,672	522,049	155,889	0
2nd.....	Crawford	10,222	5,656	50,257	9,250	0	15,059	0	0
	Edwards	6,067	1,732	22,643	3,040	0	5,665	0	0
	Franklin	32,940	44,285	133,005	25,555	250	41,036	0	0
	Gallatin	6,162	4,346	13,077	2,780	0	5,048	512	0
	Hamilton	10,631	7,331	34,288	4,480	0	9,266	0	0
	Hardin	7,291	5,915	11,575	1,740	0	4,126	2,405	0
	Jefferson	22,964	7,928	116,706	26,778	0	37,565	3,389	0
	Lawrence	7,286	7,347	42,103	8,937	0	14,086	0	0
	Richland	14,692	6,860	37,517	7,800	0	19,495	7,666	0
	Wabash	6,829	6,251	26,174	4,460	0	7,741	80,000	0
	Wayne	18,205	10,990	29,659	7,360	150	15,941	359	0
	White	21,875	12,251	70,286	8,200	0	16,517	0	0
	Circuit Total	165,170	120,893	587,288	110,380	400	191,544	94,332	0
3rd.....	Bond	20,397	8,561	44,529	3,430	0	887	13,568	0
	Madison	10,003	42,660	7,931	261,768	0	5,862	0	0
3rd.....	Circuit Total	30,401	51,221	52,460	265,198	0	6,748	13,568	0
4th.....	Christian	22,438	17,275	74,102	13,873	320	66,407	1,083	0
	Clay	8,139	14,797	51,395	6,740	130	21,495	1,122	0
	Clinton	16,443	27,853	61,248	14,251	460	37,234	0	0
	Effingham	31,341	26,796	63,498	3,856	430	47,209	1,393	0
	Fayette	59,159	16,091	101,577	0	298	108,119	5,889	0
	Jasper	9,449	7,083	18,409	2,825	50	16,651	4,607	194
	Marion	5,823	11,680	80,570	17,494	560	22,741	6,683	0
	Montgomery	75,615	33,309	101,796	14,041	280	122,403	2,435	0
	Shelby	12,460	7,005	33,730	7,530	200	41,674	2,921	0
	Circuit Total	240,869	161,888	586,325	80,608	2,728	483,932	26,133	194
5th.....	Clark	12,108	40,657	11,137	12,046	20	14,320	350	0
	Coles	25,233	34,157	111,370	3,045	760	73,510	17,503	0
	Cumberland	9,396	5,943	25,231	5,927	140	11,479	614	0
	Edgar	5,557	3,255	28,053	25,633	250	8,118	5,060	0
	Vermilion	92,868	56,448	178,299	50,808	960	28,862	942	0
5th.....	Circuit Total	145,164	109,956	383,610	50,808	2,130	136,289	24,469	0

\*Includes State's Attorney Records Automation Fund.

# CIRCUIT CLERK DISBURSEMENT OF FUNDS

CIRCUIT	COUNTY	FEES OF OTHERS							
		STATES ATTORNEY *	SHERIFF SERVICE OF PROCESS	SHERIFF COURT SECURITY	COUNTY LAW LIBRARY	MARRIAGE FUND OF CIRCUIT COURT	COUNTY FUND TO FINANCE COURT SYSTEM	COURT APPOINTED COUNSEL	MUNICIPAL ATTORNEY PROSECUTION FEE
6th.....	Champaign	85,581	66,245	246,245	75,276	0	104,188	60,279	2,956
	DeWitt	10,349	1,831	33,427	5,000	0	25,597	2,935	0
	Douglas	3,541	34,537	776	2,514	0	1,810	19,939	0
	Macon	98,907	86,134	334,859	68,564	1,500	77,775	4,596	3,298
	Moultrie	12,398	19,700	33,733	5,250	0	12,696	13,581	0
	Piatt	8,556	6,875	32,559	7,394	0	12,762	15,955	0
6th.....	Circuit Total	219,333	215,322	681,599	163,998	1,500	234,827	117,286	6,254
7th.....	Greene	6,326	13,084	28,620	3,180	150	27,057	669	0
	Jersey	43,791	16,919	80,864	6,110	260	97,477	2,895	0
	Macoupin	48,149	10,316	68,755	20,589	0	29,819	1,155	0
	Morgan	29,210	9,368	63,291	17,208	410	55,470	1,105	0
	Sangamon	22,901	19,546	22,098	163,433	3,080	8,154	4,891	0
	Scott	4,582	346	17,541	1,180	0	15,990	11,989	0
7th.....	Circuit Total	154,961	69,579	281,169	211,699	3,900	233,966	22,703	0
8th.....	Adams	70,858	10,117	162,665	28,262	570	186,794	70,733	2,757
	Brown	6,756	3,326	11,074	1,074	0	2,401	4	0
	Calhoun	4,554	2,589	6,252	960	0	8,824	0	0
	Cass	13,536	2,963	28,613	4,750	0	31,368	0	0
	Mason	23,203	11,185	44,476	3,575	0	36,558	30,772	0
	Menard	5,834	4,396	15,970	3,925	0	11,694	8,356	0
	Pike	28,576	30,708	49,304	5,883	0	63,374	19,390	0
	Schuyler	10,746	5,089	17,380	4,540	0	24,662	4,901	0
	Circuit Total	164,065	70,372	336,563	52,969	570	365,675	134,157	2,757
9th.....	Fulton	4,225	29,432	85,419	1,891	0	10,905	59,613	0
	Hancock	1,302	11,562	47,300	1,036	0	128,801	17,819	0
	Henderson	1,648	11,891	38,466	322	40	8,119	12,331	25
	Knox	3,564	36,707	59,310	0	0	3,300	9,520	580
	McDonough	3,844	106,292	85,041	3,794	0	18,329	12,949	0
	Warren	5,001	13,905	29,164	744	270	6,412	14,508	0
9th.....	Circuit Total	19,586	209,789	344,699	7,787	310	175,866	126,740	605
10th.....	Marshall	4,376	8,102	12,300	6,762	150	10,672	4,891	0
	Peoria	74,363	233,450	252,983	87,856	3,000	138,787	131,330	4,689
	Putnam	6,987	1,007	10,967	2,877	50	12,297	1,412	0
	Stark	4,629	3,492	15,009	2,583	30	13,345	938	0
	Tazewell	138,387	9,041	0	40,657	0	143,781	39,123	0
10th.....	Circuit Total	228,744	255,091	291,259	140,735	3,230	318,881	177,694	4,689
11th.....	Ford	5,389	13,585	20,090	0	0	6,144	24,760	0
	Livingston	25,798	50,673	67,131	5,837	330	15,384	18,971	0
	Logan	14,507	22,578	49,836	0	320	154	23,731	324
	McLean	72,722	106,499	25,536	46,800	1,680	859,009	62,298	705
	Woodford	15,952	34,124	76,087	3,855	0	9,924	12,469	0
11th.....	Circuit Total	134,370	227,458	238,680	56,492	2,330	890,614	142,229	1,029

\*Includes State's Attorney Records Automation Fund.



# CIRCUIT CLERK DISBURSEMENT OF FUNDS

CIRCUIT	COUNTY	FEES OF OTHERS							
		STATES ATTORNEY *	SHERIFF SERVICE OF PROCESS	SHERIFF COURT SECURITY	COUNTY LAW LIBRARY	MARRIAGE FUND OF CIRCUIT COURT	COUNTY FUND TO FINANCE COURT SYSTEM	COURT APPOINTED COUNSEL	MUNICIPAL ATTORNEY PROSECUTION FEE
12th.....	Will	69,049	308,518	115,628	401,500	13,430	35,807	29,588	0
12th.....	Circuit Total	69,049	308,518	115,628	401,500	13,430	35,807	29,588	0
13th.....	Bureau	5,408	10,784	114,238	20,008	420	21,033	7,713	0
	Grundy	29,072	6,642	116,811	12,450	850	48,810	317	0
	LaSalle	15,349	71,719	5,975	46,170	0	2,278	0	630
13th.....	Circuit Total	49,830	89,145	237,024	78,628	1,270	72,121	8,030	630
14th.....	Henry	25,652	10,417	101,965	24,232	600	117,253	33,692	0
	Mercer	5,070	9,502	24,495	6,822	80	13,128	1,342	0
	Rock Island	73,444	47,577	245,786	90,312	0	96,214	76,116	0
	Whiteside	69,524	18,772	132,225	38,201	630	93,004	41,302	0
14th.....	Circuit Total	173,691	86,268	504,471	159,567	1,310	319,600	152,452	0
15th.....	Carroll	7,971	16,766	61,991	1,915	40	21,812	4,259	0
	Jo Daviess	12,595	2,456	57,758	5,790	350	56,754	10,355	0
	Lee	19,745	11,553	89,791	17,460	580	74,950	5,377	0
	Ogle	34,353	54,216	143,137	20,420	490	110,682	583	0
	Stephenson	45,474	36,454	124,779	18,285	650	123,169	15,646	0
15th.....	Circuit Total	120,139	121,445	477,457	63,870	2,110	387,368	36,220	0
16th.....	Kane	908,231	44,539	790,602	257,371	0	399,508	6,834	65,664
16th.....	Circuit Total	908,231	44,539	790,602	257,371	0	399,508	6,834	65,664
17th.....	Boone	11,445	10,122	90,032	25,451	1,410	4,196	277	0
	Winnebago	38,678	38,395	693,125	159,338	5,490	29,985	1,935	10,852
17th.....	Circuit Total	50,123	48,517	783,157	184,789	6,900	34,181	2,211	10,852
18th.....	DuPage	114,082	46,528	36,735	302,249	6,550	61,814	4,430	0
18th.....	Circuit Total	114,082	46,528	36,735	302,249	6,550	61,814	4,430	0
19th.....	Lake	320,887	708,309	1,547,053	433,048	13,740	30,819	207,354	40,634
19th.....	Circuit Total	320,887	708,309	1,547,053	433,048	13,740	30,819	207,354	40,634
20th.....	Monroe	43,867	1,555	92,105	16,018	510	1,477	0	0
	Perry	6,550	9,516	28,797	2,304	0	35,378	3,555	0
	Randolph	2,591	14,739	61,755	0	240	23,645	0	0
	St. Clair	130,309	135,327	1,266,656	506,083	3,380	100,305	1	4,627
	Washington	9,123	1,271	38,032	5,250	10	19,849	0	0
20th.....	Circuit Total	192,442	162,408	1,487,345	529,654	4,140	180,653	3,556	4,627
21st.....	Iroquois	20,648	6,384	70,018	14,994	290	50,326	7,542	0
	Kankakee	73,176	33,785	202,648	37,843	5,805	104,979	18,628	0
21st.....	Circuit Total	93,825	40,169	272,666	52,837	6,095	155,305	26,169	0
22nd.....	McHenry	100,542	353,139	503,419	148,700	0	89,235	15,722	9,693
22nd.....	Circuit Total	100,542	353,139	503,419	148,700	0	89,235	15,722	9,693
23rd.....	DeKalb	54,554	14,313	375,999	49,890	1,650	37,300	0	3,269
	Kendall	43,447	0	15,243	45,021	1,890	9,349	8,524	1,773
23rd.....	Circuit Total	98,002	14,313	391,242	94,911	3,540	46,649	8,524	5,042
	Downstate Total	4,281,864	3,580,386	11,639,483	3,902,732	77,854	5,373,453	1,536,289	152,670
Cook	Cook County	986,397	1,014,381	0	3,592,955	29,560	90,296	0	0
	State Total	5,268,261	4,594,767	11,639,483	7,495,687	107,414	5,463,749	1,536,289	152,670

\*Includes State's Attorney Records Automation Fund.

# CIRCUIT CLERK DISBURSEMENT OF FUNDS

CIRCUIT	COUNTY	FEES OF OTHERS (CONTINUED)							
		PROBATION AND COURT SERVICES FUND	DISPUTE RESOLUTION FUND	MANDATORY ARBITRATION FEE	REJECTION OF AWARD	TESTING & ELECTRONIC MONITORING	COUNTY HEALTH FUND	TRAFFIC SAFETY SCHOOL	TOTAL FEES OF OTHERS *
1st.....	Alexander	19,288	0	0	0	438	0	5,130	93,045
	Jackson	75,690	7	0	0	0	0	5,575	382,424
	Johnson	22,885	0	0	0	0	0	7,800	170,062
	Massac	48,596	0	0	0	0	0	28,894	216,688
	Pope	14,866	0	0	0	0	0	0	58,202
	Pulaski	12,723	0	0	0	200	0	19,890	429,427
	Saline	64,023	0	0	0	254	0	0	312,536
	Union	62,677	0	0	0	0	0	3,240	201,919
	Williamson	90,572	1,637	0	0	0	0	0	697,153
1st.....	Circuit Total	411,319	1,644	0	0	891	0	70,529	2,561,456
2nd.....	Crawford	51,290	0	0	0	0	0	0	153,306
	Edwards	16,396	0	0	0	0	0	0	57,884
	Franklin	76,897	0	0	0	23	0	0	369,142
	Gallatin	11,527	0	0	0	275	0	0	44,949
	Hamilton	21,758	0	0	0	0	0	0	92,886
	Hardin	13,095	0	0	0	0	0	0	48,763
	Jefferson	86,070	0	0	0	226	0	25	315,525
	Lawrence	31,394	0	0	0	0	0	0	117,270
	Richland	59,449	0	0	0	0	0	0	163,758
	Wabash	24,576	0	0	0	0	0	0	161,596
	Wayne	56,008	0	0	0	0	0	0	140,721
	White	45,299	0	0	0	0	0	0	188,430
	Circuit Total	493,758	0	0	0	524	0	25	1,854,229
3rd.....	Bond	46,230	0	0	0	0	0	0	139,229
	Madison	270,002	0	340,600	0	0	0	0	1,006,658
3rd.....	Circuit Total	316,233	0	340,600	0	0	0	0	1,145,887
4th.....	Christian	97,415	0	0	0	44,389	0	0	354,619
	Clay	52,154	0	0	0	4,679	0	0	167,115
	Clinton	94,126	0	0	0	3,421	0	0	265,575
	Effingham	102,317	0	0	0	2,551	0	14,210	323,766
	Fayette	80,025	0	0	0	7,535	0	0	404,130
	Jasper	27,687	0	0	0	2,777	0	0	96,522
	Marion	98,413	0	0	0	21,647	0	50	284,547
	Montgomery	71,331	0	0	0	6,973	0	0	451,593
	Shelby	49,204	0	0	0	13,932	0	1,750	177,534
	Circuit Total	672,673	0	0	0	107,903	0	16,010	2,525,401
5th.....	Clark	16,900	0	0	0	9,151	0	0	109,882
	Coles	207,318	0	0	0	22,712	0	11,167	551,408
	Cumberland	15,654	0	0	0	173	0	900	78,362
	Edgar	34,883	0	0	0	3,361	0	0	96,054
	Vermilion	87,193	0	20	0	46,013	0	0	532,785
5th.....	Circuit Total	361,947	0	20	0	81,409	0	12,067	1,368,491

\*Includes Substance Abuse Services Fund, Working Cash Fund, County Fund to Finance DUI Education, Arrestee's Medical Costs Fund, Records Automation Fund, Sexually Transmitted Disease Test Fund, Guardian ad litem, State Appellate Defender, Neutral Site Custody Exchange Fund and Children's Waiting Room Fund, Mortgage Foreclosure Mediation Program Fees, Children's Advocacy Center, Court Appointed Special Advocate, Drug Court, Judicial Facility Fees, Mental Health Court, Youth Diversion Program, Public Defender Records Automation Fund, and Other.

# CIRCUIT CLERK DISBURSEMENT OF FUNDS

CIRCUIT	COUNTY	FEES OF OTHERS (CONTINUED)							
		PROBATION AND COURT SERVICES FUND	DISPUTE RESOLUTION FUND	MANDATORY ARBITRATION FEE	REJECTION OF AWARD	TESTING & ELECTRONIC MONITORING	COUNTY HEALTH FUND	TRAFFIC SAFETY SCHOOL	TOTAL FEES OF OTHERS *
6th.....	Champaign	466,409	0	0	0	0	0	53,221	1,364,536
	DeWitt	36,990	0	0	0	2,478	0	3,350	143,875
	Douglas	51,356	0	0	0	0	0	2,146	187,246
	Macon	301,207	0	0	0	536	0	15,100	1,150,245
	Moultrie	42,723	0	0	0	0	0	1,400	143,917
	Piatt	44,161	0	0	0	490	0	1,965	133,852
6th.....	Circuit Total	942,847	0	0	0	3,504	0	77,182	3,123,671
7th.....	Greene	17,607	0	0	0	2,343	0	0	103,063
	Jersey	35,741	0	0	0	0	0	0	300,299
	Macoupin	46,979	0	0	0	1,047	0	0	244,550
	Morgan	53,581	0	0	0	1,115	0	0	240,502
	Sangamon	134,696	0	0	0	2,765	0	0	414,661
	Scott	6,972	0	0	0	950	0	0	61,227
7th.....	Circuit Total	295,576	0	0	0	8,220	0	0	1,364,302
8th.....	Adams	340,964	0	0	0	469	0	0	934,451
	Brown	12,638	0	0	0	3,467	0	0	42,548
	Calhoun	9,733	0	0	0	4,085	0	0	37,924
	Cass	34,138	0	0	0	0	0	0	119,899
	Mason	52,747	0	0	0	0	0	0	207,320
	Menard	30,768	0	0	0	0	0	0	81,119
	Pike	100,284	0	0	0	0	0	0	323,553
	Schuyler	38,536	0	0	0	5,550	0	0	118,505
	Circuit Total	619,808	0	0	0	13,570	0	0	1,865,319
9th.....	Fulton	62,297	0	0	0	3,066	0	0	371,151
	Hancock	20,464	0	0	0	14,194	0	0	251,645
	Henderson	12,379	0	0	0	3,369	0	0	96,888
	Knox	66,082	0	0	0	16,460	0	0	230,365
	McDonough	82,543	0	0	0	0	0	1,840	367,702
	Warren	18,807	0	0	0	2,871	0	0	105,447
9th.....	Circuit Total	262,572	0	0	0	39,961	0	1,840	1,423,197
10th.....	Marshall	8,375	0	0	0	0	0	0	56,726
	Peoria	685,003	0	0	0	1,566	12	0	1,749,950
	Putnam	9,208	0	0	0	0	0	416	45,862
	Stark	16,839	0	0	0	0	0	0	57,526
	Tazewell	219,656	0	0	0	0	0	0	641,627
	Circuit Total	939,082	0	0	0	1,566	12	416	2,551,691
11th.....	Ford	47,325	0	2,608	0	7,403	0	0	130,360
	Livingston	97,432	0	0	0	5,430	0	0	306,089
	Logan	45,580	0	0	0	3,987	0	0	171,722
	McLean	319,642	0	31,944	600	7,124	0	156,670	1,777,264
	Woodford	67,594	0	0	0	2,820	0	0	231,459
11th.....	Circuit Total	577,573	0	34,552	600	26,764	0	156,670	2,616,895

\*Includes Substance Abuse Services Fund, Working Cash Fund, County Fund to Finance DUI Education, Arrestee's Medical Costs Fund, Records Automation Fund, Sexually Transmitted Disease Test Fund, Guardian ad litem, State Appellate Defender, Neutral Site Custody Exchange Fund and Children's Waiting Room Fund, Mortgage Foreclosure Mediation Program Fees, Children's Advocacy Center, Court Appointed Special Advocate, Drug Court, Judicial Facility Fees, Mental Health Court, Youth Diversion Program, Public Defender Records Automation Fund, and Other.

# CIRCUIT CLERK DISBURSEMENT OF FUNDS

CIRCUIT	COUNTY	FEES OF OTHERS (CONTINUED)							
		PROBATION AND COURT SERVICES FUND	DISPUTE RESOLUTION FUND	MANDATORY ARBITRATION FEE	REJECTION OF AWARD	TESTING & ELECTRONIC MONITORING	COUNTY HEALTH FUND	TRAFFIC SAFETY SCHOOL	TOTAL FEES OF OTHERS *
12th.....	Will	569,883	0	129,964	21,300	0	0	7,110	3,878,721
12th.....	Circuit Total	569,883	0	129,964	21,300	0	0	7,110	3,878,721
13th.....	Bureau	35,513	0	0	0	430	0	2,240	226,285
	Grundy	44,394	2,100	0	0	595	0	0	287,434
	LaSalle	135,004	0	0	0	580	0	39,675	351,349
13th.....	Circuit Total	214,912	2,100	0	0	1,605	0	41,915	865,068
14th.....	Henry	136,827	0	7,408	0	40,372	0	0	529,172
	Mercer	22,277	0	2,272	0	0	0	0	87,810
	Rock Island	280,185	0	26,634	700	90,940	0	0	1,062,965
	Whiteside	137,147	0	12,472	0	48,056	0	0	631,224
14th.....	Circuit Total	576,435	0	48,786	700	179,368	0	0	2,311,171
15th.....	Carroll	31,359	0	0	0	690	0	11,725	162,420
	Jo Daviess	27,271	0	0	0	0	0	16,600	197,543
	Lee	98,845	0	0	0	3,054	0	28,987	545,184
	Ogle	137,021	0	0	0	18,097	0	63,480	648,453
	Stephenson	91,254	0	0	0	4,260	0	31,850	543,113
15th.....	Circuit Total	385,750	0	0	0	26,101	0	152,642	2,096,713
16th.....	Kane	986,897	0	95,457	0	13,623	0	249,739	5,817,151
16th.....	Circuit Total	986,897	0	95,457	0	13,623	0	249,739	5,817,151
17th.....	Boone	78,683	0	7,538	200	0	0	37,988	309,044
	Winnebago	347,682	0	47,683	7,825	0	0	105,603	1,873,631
17th.....	Circuit Total	426,366	0	55,221	8,025	0	0	143,591	2,182,675
18th.....	DuPage	1,532,009	0	161,468	0	1,974	0	0	2,741,824
18th.....	Circuit Total	1,532,009	0	161,468	0	1,974	0	0	2,741,824
19th.....	Lake	1,358,240	0	118,076	26,200	118,212	0	347,340	5,868,718
19th.....	Circuit Total	1,358,240	0	118,076	26,200	118,212	0	347,340	5,868,718
20th.....	Monroe	42,668	0	0	0	0	0	0	206,298
	Perry	32,760	0	0	0	6,820	0	0	128,648
	Randolph	59,572	0	0	0	0	0	0	164,107
	St.Clair	227,909	0	307,567	4,505	5,324	0	0	3,048,532
	Washington	18,870	0	0	0	0	0	0	94,749
20th.....	Circuit Total	381,778	0	307,567	4,505	12,144	0	0	3,642,333
21st.....	Iroquois	26,816	0	0	0	65	0	0	211,063
	Kankakee	78,678	3,008	0	0	0	0	220	620,900
21st.....	Circuit Total	105,494	3,008	0	0	65	0	220	831,964
22nd.....	McHenry	246,815	0	51,788	4,100	51,048	0	342,310	2,163,160
22nd.....	Circuit Total	246,815	0	51,788	4,100	51,048	0	342,310	2,163,160
23rd.....	DeKalb	106,610	0	0	0	0	0	26,701	938,032
	Kendall	109,900	0	0	0	25,130	0	33,526	308,872
23rd.....	Circuit Total	216,510	0	0	0	25,130	0	60,227	1,246,904
	Downstate Total	12,894,477	6,752	1,343,500	65,430	713,582	12	1,679,833	56,046,941
Cook	Cook County	441,372	136,613	1,573,198	322,900	0	41,174	742,308	9,464,831
	State Total	13,335,849	143,365	2,916,698	388,330	713,582	41,186	2,422,141	65,511,772

\*Includes Substance Abuse Services Fund, Working Cash Fund, County Fund to Finance DUI Education, Arrestee's Medical Costs Fund, Records Automation Fund, Sexually Transmitted Disease Test Fund, Guardian ad litem, State Appellate Defender, Neutral Site Custody Exchange Fund and Children's Waiting Room Fund, Mortgage Foreclosure Mediation Program Fees, Children's Advocacy Center, Court Appointed Special Advocate, Drug Court, Judicial Facility Fees, Mental Health Court, Youth Diversion Program, Public Defender Records Automation Fund, and Other.

# CIRCUIT CLERK DISBURSEMENT OF FUNDS

CIRCUIT	COUNTY	MISCELLANEOUS DISBURSEMENTS						
		RESTITUTION TO CRIME VICTIM	WORK RELEASE PAID TO COUNTY BOARD	WORK RELEASE PAID TO INDIVIDUALS	EXPENSES FOR MINOR'S NEEDS	ABANDONED UNCLAIMED BAIL TO COUNTY	ABANDONED UNCLAIMED PROP. TO STATE	DEPOSITS FROM JUDICIAL SALES
1st.....	Alexander	21,383	0	0	0	0	0	0
	Jackson	60,161	38	0	0	0	0	0
	Johnson	19,967	416	0	0	0	1,230	0
	Massac	70,074	720	0	0	0	0	0
	Pope	27,160	0	0	0	0	0	0
	Pulaski	10,877	0	0	0	0	0	0
	Saline	42,079	3	0	0	0	0	0
	Union	47,061	0	0	0	0	1,093	0
	Williamson	99,267	0	0	0	0	0	0
	Circuit Total	398,028	1,176	0	0	0	2,323	0
2nd.....	Crawford	35,827	180	0	0	0	0	0
	Edwards	14,916	1,356	0	0	0	0	0
	Franklin	68,248	0	0	0	0	4,370	0
	Gallatin	13,477	0	0	0	0	0	0
	Hamilton	53,537	12,186	0	0	0	0	0
	Hardin	13,411	0	0	0	0	0	0
	Jefferson	62,285	168	0	0	0	0	0
	Lawrence	14,364	0	0	0	0	0	0
	Richland	63,561	0	0	0	0	0	0
	Wabash	22,417	0	0	0	0	0	0
	Wayne	32,616	0	0	0	0	0	0
	White	56,982	1,444	0	0	0	0	0
	Circuit Total	451,641	15,334	0	0	0	4,370	0
3rd.....	Bond	22,733	0	0	0	0	0	0
	Madison	322,025	0	0	0	0	44,704	0
3rd.....	Circuit Total	344,757	0	0	0	0	44,704	0
4th.....	Christian	41,368	0	0	0	0	3,164	0
	Clay	36,656	0	0	0	0	0	0
	Clinton	90,798	9,999	0	0	0	3,444	0
	Effingham	124,924	0	0	0	0	2,227	0
	Fayette	38,032	163	0	0	0	0	0
	Jasper	20,579	36	0	0	0	0	0
	Marion	87,477	0	0	0	0	0	0
	Montgomery	53,602	0	0	0	0	0	0
	Shelby	39,602	360	0	0	0	0	0
	Circuit Total	533,038	10,558	0	0	0	8,836	0
5th.....	Clark	16,028	2,735	0	0	0	0	0
	Coles	104,383	31	0	0	0	2,377	206,529
	Cumberland	17,704	0	0	0	0	1,261	0
	Edgar	18,090	312	0	0	0	0	0
	Vermilion	57,952	0	0	0	0	0	0
5th.....	Circuit Total	214,158	3,078	0	0	0	3,638	206,529

# CIRCUIT CLERK DISBURSEMENT OF FUNDS

CIRCUIT	COUNTY	MISCELLANEOUS DISBURSEMENTS						
		RESTITUTION TO CRIME VICTIM	WORK RELEASE PAID TO COUNTY BOARD	WORK RELEASE PAID TO INDIVIDUALS	EXPENSES FOR MINOR'S NEEDS	ABANDONED UNCLAIMED BAIL TO COUNTY	ABANDONED UNCLAIMED PROP. TO STATE	DEPOSITS FROM JUDICIAL SALES
6th.....	Champaign	139,550	1,215	0	0	0	0	0
	DeWitt	23,602	7,830	0	0	0	0	0
	Douglas	46,320	2,960	0	0	0	359	0
	Macon	257,741	3,564	0	0	0	0	1,077,574
	Moultrie	22,857	485	0	0	0	1,411	0
	Piatt	40,168	3,077	0	0	0	0	0
6th.....	Circuit Total	530,238	19,131	0	0	0	1,770	1,077,574
7th.....	Greene	27,058	0	0	0	0	0	0
	Jersey	45,797	540	0	0	0	0	0
	Macoupin	47,667	2,182	0	0	0	6,994	0
	Morgan	65,848	0	0	0	0	8,172	0
	Sangamon	226,951	0	0	0	0	23,038	0
	Scott	6,000	300	0	0	0	0	0
7th.....	Circuit Total	419,322	3,022	0	0	0	38,204	0
8th.....	Adams	305,296	10,147	0	0	0	3,258	0
	Brown	21,405	2,415	0	0	0	0	0
	Calhoun	13,924	1,927	0	0	0	0	0
	Cass	26,416	328	0	0	0	340	0
	Mason	31,010	4,692	0	7,515	0	0	0
	Menard	18,473	0	0	0	0	0	0
	Pike	165,085	5,900	0	0	0	3,117	0
	Schuyler	17,649	3,696	0	0	0	0	0
8th.....	Circuit Total	599,256	29,105	0	7,515	0	6,716	0
9th.....	Fulton	58,622	0	0	0	0	0	0
	Hancock	26,606	4,150	0	0	0	0	0
	Henderson	34,216	6,675	0	0	0	2,268	0
	Knox	47,661	592	0	0	0	0	0
	McDonough	59,592	0	0	0	0	0	0
	Warren	33,656	0	0	0	0	2,258	0
9th.....	Circuit Total	260,354	11,417	0	0	0	4,526	0
10th.....	Marshall	17,254	0	0	0	0	0	0
	Peoria	196,171	0	0	0	0	0	0
	Putnam	16,952	0	0	0	0	0	0
	Stark	5,355	3,090	0	0	0	0	0
	Tazewell	0	9,032	0	0	0	0	0
10th.....	Circuit Total	235,732	12,122	0	0	0	0	0
11th.....	Ford	11,108	0	0	0	0	0	0
	Livingston	48,424	14,578	0	0	0	0	0
	Logan	58,917	0	0	0	0	4,014	168,126
	McLean	370,624	0	0	0	0	8,135	650,739
	Woodford	95,525	0	0	0	0	6,885	0
11th.....	Circuit Total	584,599	14,578	0	0	0	19,034	818,865

# CIRCUIT CLERK DISBURSEMENT OF FUNDS

CIRCUIT	COUNTY	MISCELLANEOUS DISBURSEMENTS						
		RESTITUTION TO CRIME VICTIM	WORK RELEASE PAID TO COUNTY BOARD	WORK RELEASE PAID TO INDIVIDUALS	EXPENSES FOR MINOR'S NEEDS	ABANDONED UNCLAIMED BAIL TO COUNTY	ABANDONED UNCLAIMED PROP. TO STATE	DEPOSITS FROM JUDICIAL SALES
12th.....	Will	934,055	0	0	0	0	153,994	0
12th.....	Circuit Total	934,055	0	0	0	0	153,994	0
13th.....	Bureau	51,806	0	0	0	0	1,514	0
	Grundy	97,582	28,530	0	0	0	2,060	0
	LaSalle	200,658	14,108	0	0	0	8,048	0
13th.....	Circuit Total	350,047	42,638	0	0	0	11,622	0
14th.....	Henry	5,372	614	0	3,543	0	0	439
	Mercer	35,553	635	0	16,666	0	0	0
	Rock Island	177,284	5,298	0	6,700	0	0	0
	Whiteside	80,794	3,100	0	25,982	0	0	0
14th.....	Circuit Total	299,003	9,647	0	52,891	0	0	439
15th.....	Carroll	23,697	568	0	0	0	1,305	0
	Jo Daviess	61,168	2,701	0	0	0	2,205	0
	Lee	97,944	0	0	2,050	0	0	0
	Ogle	93,824	6,024	0	0	0	0	0
	Stephenson	74,025	9,225	0	0	0	6,166	0
15th.....	Circuit Total	350,658	18,518	0	2,050	0	9,676	0
16th.....	Kane	817,308	0	0	0	0	94,818	0
16th.....	Circuit Total	817,308	0	0	0	0	94,818	0
17th.....	Boone	71,180	20,576	0	0	0	30,263	0
	Winnebago	327,647	5,869	0	0	0	0	127,953
17th.....	Circuit Total	398,827	26,445	0	0	0	30,263	127,953
18th.....	DuPage	1,257,912	66,453	0	0	0	3,825,371	0
18th.....	Circuit Total	1,257,912	66,453	0	0	0	3,825,371	0
19th.....	Lake	1,202,654	1,871	0	13	0	124,149	0
19th.....	Circuit Total	1,202,654	1,871	0	13	0	124,149	0
20th.....	Monroe	49,301	0	0	0	0	1,741	0
	Perry	24,202	0	0	0	0	0	0
	Randolph	68,806	0	0	0	0	0	0
	St. Clair	46,151	0	0	0	0	9,575	0
	Washington	72,763	0	0	0	0	0	0
20th.....	Circuit Total	261,224	0	0	0	0	11,316	0
21st.....	Iroquois	20,777	0	0	0	0	1,671	0
	Kankakee	24,104	4,632	0	0	0	0	0
21st.....	Circuit Total	44,881	4,632	0	0	0	1,671	0
22nd.....	McHenry	355,210	3,180	0	0	0	19,224	53,970
22nd.....	Circuit Total	355,210	3,180	0	0	0	19,224	53,970
23rd.....	DeKalb	113,695	0	0	0	0	22,999	0
	Kendall	164,125	15,118	0	1,590	0	8,018	0
23rd.....	Circuit Total	277,819	15,118	0	1,590	0	31,017	0
	Downstate Total	11,120,720	308,022	0	64,059	0	4,447,241	2,285,330
Cook	Cook County	401,454	0	0	0	0	5,402,340	2,787,331
	State Total	11,522,174	308,022	0	64,059	0	9,849,581	5,072,661

# CIRCUIT CLERK DISBURSEMENT OF FUNDS

CIRCUIT	COUNTY	MISCELLANEOUS DISBURSEMENTS (CONTINUED)						
		DEPOSITS ALL OTHER CATEGORIES	REIM. LOCAL ANTI-CRIME PROGRAM	BAIL REFUNDS	OTHER REFUNDS	OTHER DISBURSEMENTS	TOTAL MISCELLANEOUS DISBURSEMENTS	GRAND TOTAL ALL FUNDS DISBURSED
1st.....	Alexander	0	0	65,450	508	11,742	99,083	509,401
	Jackson	0	662	153,970	505	81,075	296,411	5,250,390
	Johnson	0	0	27,741	229	22,078	71,659	1,572,367
	Massac	0	2	25,139	777	39,174	135,885	2,246,662
	Pope	0	0	7,611	0	3,052	37,824	391,727
	Pulaski	0	66,894	33,330	6,738	135,682	253,522	2,667,112
	Saline	0	13,640	47,694	0	41,630	145,046	3,530,378
	Union	0	1,967	97,081	536	25,277	173,014	1,920,072
	Williamson	0	7,755	148,784	438	166,351	422,596	11,215,077
	Circuit Total	0	90,920	606,800	9,731	526,061	1,635,040	29,303,185
2nd.....	Crawford	0	1,891	116,873	365	18,024	173,159	2,870,151
	Edwards	0	2,814	4,217	0	7,670	30,973	844,435
	Franklin	0	0	168,395	273	58,024	299,311	4,983,555
	Gallatin	0	16,892	4,478	83	942	35,872	667,095
	Hamilton	0	1,700	37,874	3	4,117	109,417	1,200,968
	Hardin	0	1,445	7,433	0	0	22,289	380,601
	Jefferson	0	350	153,321	55	51,683	267,862	5,345,935
	Lawrence	0	0	92,592	279	7,794	115,028	2,064,749
	Richland	0	20,395	47,700	744	9,545	141,945	2,450,475
	Wabash	0	6,217	14,694	197	8,113	51,639	1,717,680
	Wayne	0	66,741	35,298	96	9,434	144,185	2,036,702
	White	0	36,496	6,881	70	21,010	122,884	2,085,500
	Circuit Total	0	154,941	689,757	2,165	196,356	1,514,563	26,647,847
3rd.....	Bond	1,738	0	65,922	190	19,644	110,227	2,264,531
	Madison	25,000	0	0	1,766,230	368,687	2,526,646	30,211,777
3rd.....	Circuit Total	26,738	0	65,922	1,766,420	388,331	2,636,872	32,476,307
4th.....	Christian	0	7,940	116,020	1,073	29,946	199,511	4,115,871
	Clay	0	2,184	67,835	101	6,438	113,213	1,932,109
	Clinton	0	1,111	95,629	394	21,573	222,948	3,263,218
	Effingham	0	2,486	108,538	159	34,988	273,323	4,029,112
	Fayette	0	25,539	228,595	106	42,200	334,635	3,138,248
	Jasper	0	0	21,821	30	3,086	45,552	931,471
	Marion	0	0	129,068	1,102	51,094	268,740	5,933,524
	Montgomery	0	23,153	86,311	1,700	43,814	208,579	4,058,240
	Shelby	61	4,908	33,829	3,512	9,629	91,902	2,539,667
	Circuit Total	61	67,320	887,647	8,177	242,767	1,758,403	29,941,461
5th.....	Clark	971	40	32,956	0	22,431	75,161	1,975,136
	Coles	0	792	123,532	937	148,951	587,532	6,441,403
	Cumberland	0	0	21,048	0	16,941	56,954	1,226,644
	Edgar	0	0	40,559	18	25,943	84,922	2,194,961
	Vermilion	0	885	752,449	0	656	811,943	11,089,480
5th.....	Circuit Total	971	1,717	970,545	955	214,922	1,616,512	22,927,623



# CIRCUIT CLERK DISBURSEMENT OF FUNDS

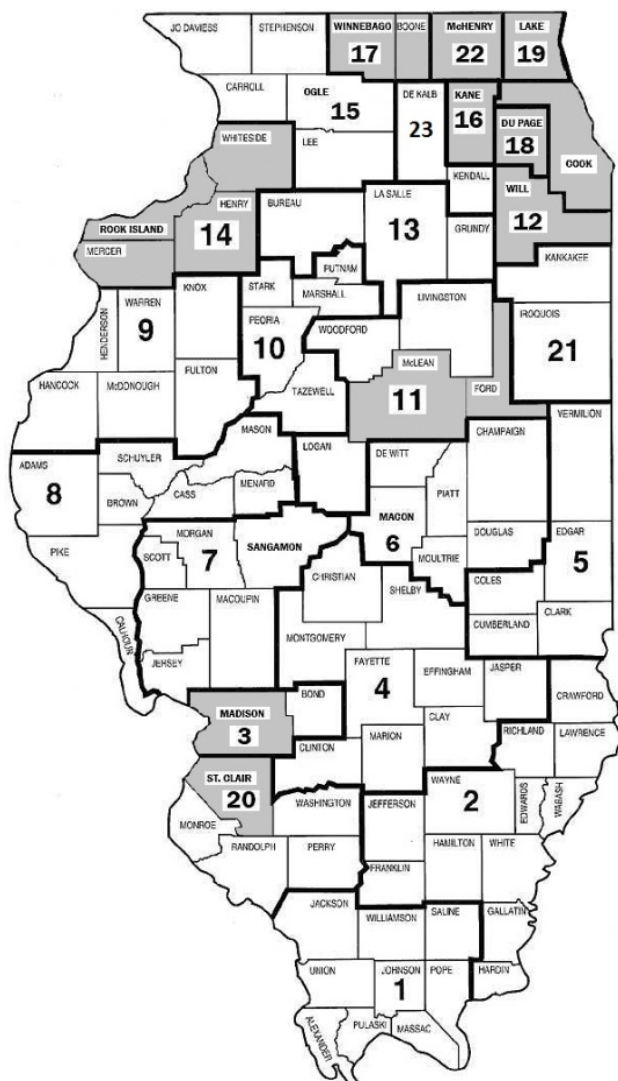
CIRCUIT	COUNTY	MISCELLANEOUS DISBURSEMENTS (CONTINUED)						
		DEPOSITS ALL OTHER CATEGORIES	REIM. LOCAL ANTI-CRIME PROGRAM	BAIL REFUNDS	OTHER REFUNDS	OTHER DISBURSEMENTS	TOTAL MISCELLANEOUS DISBURSEMENTS	GRAND TOTAL ALL FUNDS DISBURSED
6th.....	Champaign	0	8,900	967,208	44,316	367,943	1,529,132	19,267,387
	DeWitt	0	6,212	44,556	664	24,552	107,417	2,109,585
	Douglas	5,458	122	80,028	0	0	135,247	3,234,547
	Macon	0	12,911	1,391,265	1,710	309,612	3,054,377	19,306,489
	Moultrie	750	0	29,278	1,868	14,358	71,007	2,278,212
	Piatt	0	0	70,989	508	13,572	128,314	1,822,969
6th.....	Circuit Total	6,208	28,145	2,583,325	49,066	730,037	5,025,493	48,019,188
7th.....	Greene	0	0	59,810	96	97,387	184,352	1,772,117
	Jersey	0	0	102,545	1,436	88,293	238,611	2,751,390
	Macoupin	0	2,561	128,553	2,054	63,764	253,775	4,779,002
	Morgan	0	4,312	44,491	0	137,360	260,183	4,711,113
	Sangamon	656,711	4,122	1,447,232	563,546	122,383	3,043,982	30,364,686
	Scott	0	425	15,738	1,070	5,283	28,815	671,966
7th.....	Circuit Total	656,711	11,421	1,798,368	568,201	514,469	4,009,717	45,050,275
8th.....	Adams	0	2,255	1,894,641	0	141,702	2,357,299	12,721,997
	Brown	0	0	17,099	149	20,650	61,717	297,536
	Calhoun	0	145	28,427	469	9,333	54,224	488,923
	Cass	0	763	41,862	359	2,150	72,218	1,784,257
	Mason	0	1,615	0	0	13,259	58,091	721,298
	Menard	0	571	45,902	596	2,752	68,294	1,433,398
	Pike	0	4,847	60,835	935	20,864	261,584	3,443,012
	Schuyler	0	0	13,405	185	140,007	174,942	1,484,658
8th.....	Circuit Total	0	10,196	2,102,172	2,693	350,716	3,108,368	22,375,079
9th.....	Fulton	0	0	48,936	9,399	614	117,570	5,688,327
	Hancock	0	0	25,901	3,171	2,514	62,342	2,511,931
	Henderson	0	0	45,589	0	29,332	118,080	1,376,945
	Knox	0	0	289,030	7,418	56,221	400,922	8,111,267
	McDonough	0	0	47,409	0	40,544	147,545	4,242,331
	Warren	0	2,041	33,956	557	15,223	87,691	2,713,544
9th.....	Circuit Total	0	2,041	490,822	20,544	144,448	934,151	24,644,346
10th.....	Marshall	90,521	0	24,245	0	5,737	137,757	1,457,144
	Peoria	0	4,992	726,266	53,850	657,353	1,638,632	6,341,811
	Putnam	0	100	17,763	62	2,686	37,563	639,830
	Stark	0	0	16,694	151	8,352	33,642	806,564
	Tazewell	0	0	0	0	0	9,032	18,231,539
10th.....	Circuit Total	90,521	5,092	784,968	54,062	674,129	1,856,626	27,476,888
11th.....	Ford	0	971	40,809	198	12,244	65,330	1,719,858
	Livingston	0	0	95,026	565	106,741	265,335	5,899,244
	Logan	0	3,081	159,162	626	117,126	511,053	3,814,882
	McLean	0	15,864	867,370	67,161	193,929	2,173,822	24,972,930
	Woodford	0	0	308,807	825	46,994	459,037	5,150,494
11th.....	Circuit Total	0	19,916	1,471,175	69,375	477,034	3,474,576	41,557,407

# CIRCUIT CLERK DISBURSEMENT OF FUNDS

CIRCUIT	COUNTY	MISCELLANEOUS DISBURSEMENTS (CONTINUED)						
		DEPOSITS ALL OTHER CATEGORIES	REIM. LOCAL ANTI-CRIME PROGRAM	BAIL REFUNDS	OTHER REFUNDS	OTHER DISBURSEMENTS	TOTAL MISCELLANEOUS DISBURSEMENTS	GRAND TOTAL ALL FUNDS DISBURSED
12th.....	Will	0	8,002	3,053,002	339,444	1,136,350	5,624,846	98,603,234
12th.....	Circuit Total	0	8,002	3,053,002	339,444	1,136,350	5,624,846	98,603,234
13th.....	Bureau	0	5,657	142,605	727	73,965	276,274	4,984,281
	Grundy	100	12,100	266,752	625	48,689	456,439	8,165,073
	LaSalle	0	0	0	0	245,230	468,044	16,946,722
13th.....	Circuit Total	100	17,757	409,357	1,352	367,883	1,200,756	30,096,077
14th.....	Henry	0	227	232,433	3,200	19,938	265,765	7,380,486
	Mercer	0	37,947	30,649	791	4,049	126,290	1,960,132
	Rock Island	0	5,824	758,727	0	199,512	1,153,346	24,037,714
	Whiteside	0	15,122	154,818	260	56,184	336,260	9,580,865
14th.....	Circuit Total	0	59,121	1,176,626	4,251	279,683	1,881,661	42,959,198
15th.....	Carroll	0	913	60,557	384	8,268	95,693	1,569,195
	Jo Daviess	0	1,025	106,210	1,585	16,598	191,492	1,913,495
	Lee	0	17,879	94,869	71,901	70,053	354,696	5,335,396
	Ogle	0	4,954	207,373	3,118	1,050	316,342	7,078,238
	Stephenson	0	7,829	143,334	5,125	78,309	324,013	5,650,995
15th.....	Circuit Total	0	32,600	612,343	82,113	174,279	1,282,236	21,547,319
16th.....	Kane	0	162,158	3,356,126	0	858,453	5,288,862	61,624,284
16th.....	Circuit Total	0	162,158	3,356,126	0	858,453	5,288,862	61,624,284
17th.....	Boone	0	42,353	302,078	10	69,574	536,034	6,892,730
	Winnebago	0	175	2,220,281	24,695	506,424	3,213,043	36,473,977
17th.....	Circuit Total	0	42,528	2,522,359	24,705	575,998	3,749,078	43,366,707
18th.....	DuPage	0	232,064	2,875,325	2,444,201	575,036	11,276,362	107,125,871
18th.....	Circuit Total	0	232,064	2,875,325	2,444,201	575,036	11,276,362	107,125,871
19th.....	Lake	0	14,887	4,800,949	89,703	641,773	6,875,999	70,223,916
19th.....	Circuit Total	0	14,887	4,800,949	89,703	641,773	6,875,999	70,223,916
20th.....	Monroe	0	0	185,134	255	82,852	319,283	4,323,701
	Perry	0	4,689	85,124	0	33,212	147,226	3,052,625
	Randolph	0	0	96,203	769	0	165,778	4,197,652
	St. Clair	0	0	1,436,265	6,739	341,580	1,840,310	35,110,578
	Washington	0	0	75,212	205	39,177	187,357	1,797,938
20th.....	Circuit Total	0	4,689	1,877,937	7,967	496,821	2,659,954	48,482,494
21st.....	Iroquois	0	0	60,294	5	106,284	189,030	2,655,150
	Kankakee	0	966	923,855	0	234,260	1,187,817	13,251,064
21st.....	Circuit Total	0	966	984,149	5	340,544	1,376,848	15,906,214
22nd.....	McHenry	63,779	45,516	965,076	60,348	222,568	1,788,870	38,389,608
22nd.....	Circuit Total	63,779	45,516	965,076	60,348	222,568	1,788,870	38,389,608
23rd.....	DeKalb	0	400	316,593	0	221,760	675,447	12,080,272
	Kendall	0	0	378,498	1,532	154,995	723,875	17,075,117
23rd.....	Circuit Total	0	400	695,091	1,532	376,755	1,399,322	29,155,389
	Downstate Total	845,090	1,012,396	35,779,840	5,607,009	10,505,411	71,975,117	957,899,916
Cook	Cook County	10,717,988	0	25,021,057	0	0	44,330,170	373,672,384
	State Total	11563077.67	1012395.71	60800896.82	5607008.94	10505410.65	116305286.8	1,331,572,301

# **MANDATORY ARBITRATION**

## MANDATORY ARBITRATION PROGRAM STATISTICS



In Illinois, court-annexed arbitration is a mandatory, non-binding, non-court procedure designed to resolve civil disputes by utilizing a neutral third party, called an arbitration panel. Mandatory arbitration applies rules of evidence and procedure which are less formal than those followed in trial courts and usually leads to more timely and less expensive resolution of disputes. An arbitration panel can recommend, but not impose, a decision. In the exercise of its general administrative and supervisory authority over Illinois courts, Supreme Court rules prescribe actions which are subject to mandatory arbitration. The rules address a range of operational procedures including: appointment, qualifications, and compensation of arbitrators; scheduling of hearings; discovery process; conduct of hearings; absence of a party; award and judgment on an award; rejection of an award; and form of oath, award and notice of award. In the sixteen jurisdictions approved by the Supreme Court to operate such programs, all civil cases filed in which the amount of monetary damages being sought falls within the program's jurisdictional limit, are subject to the arbitration process. These modest sized claims are amenable to closer management and quicker resolution by using a less formal alternative process than a typical trial court proceeding.

Explanations for data listed in the charts on pages 127 - 135:

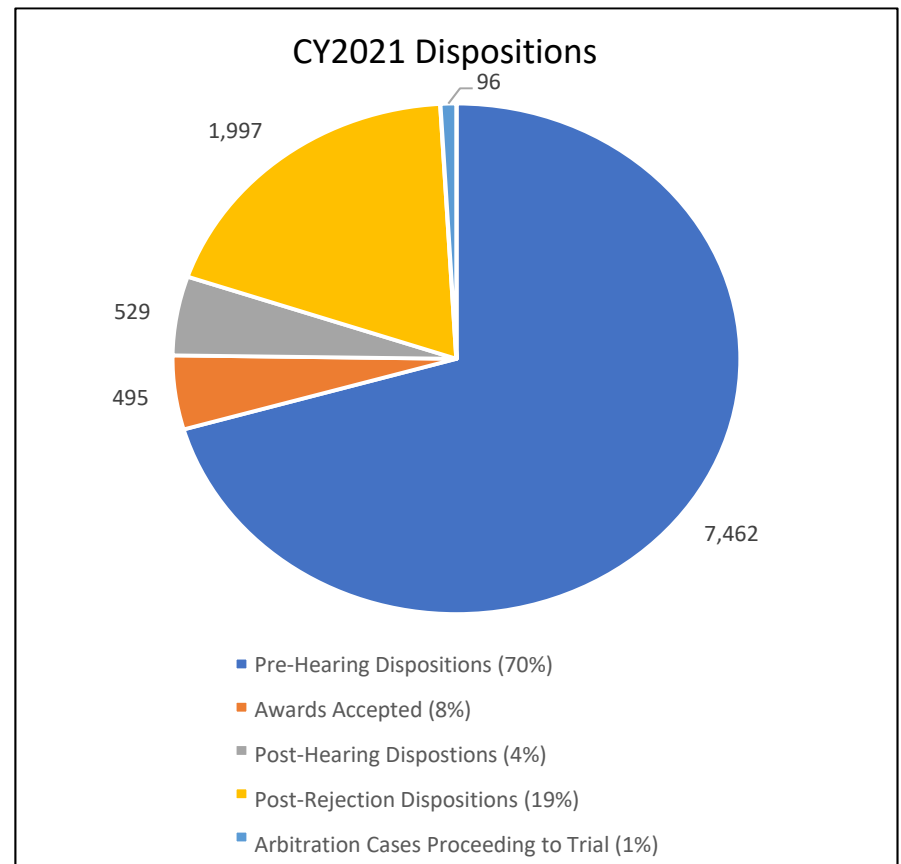
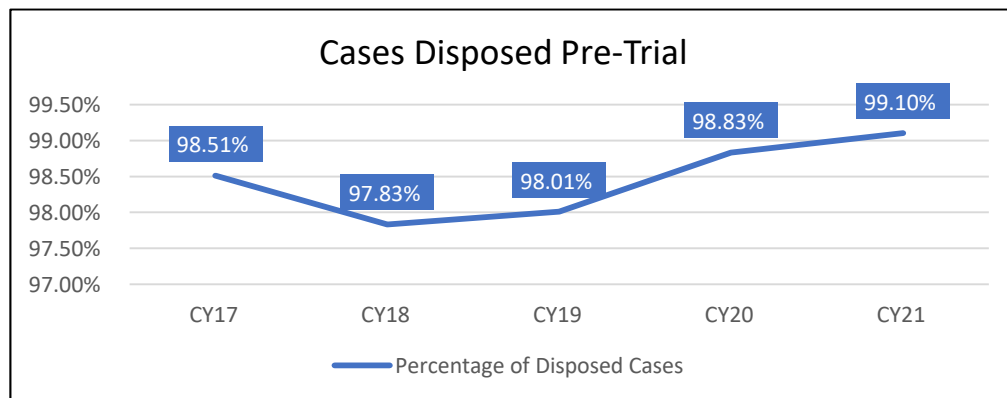
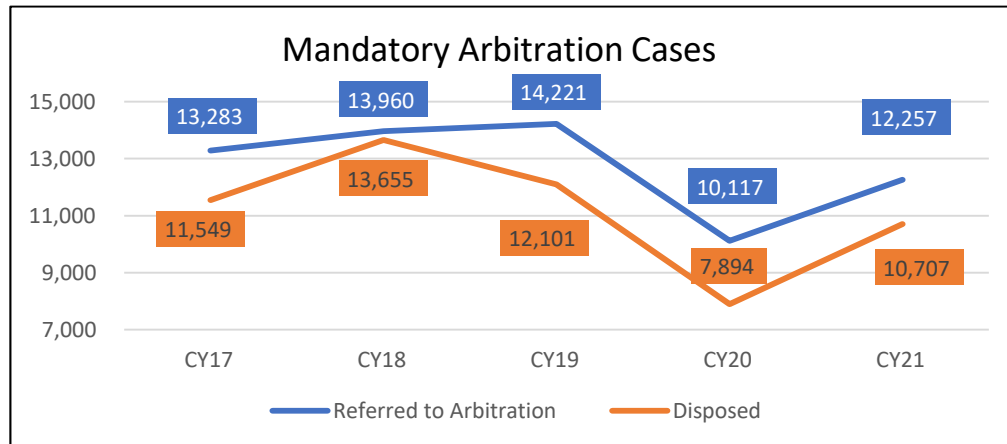
- ❖ Cases Pending/Referred to Arbitration
  - number of cases filed and pending in arbitration program as of a certain date.
- ❖ Pre-Hearing Dispositions
  - number of cases disposed prior to an arbitration hearing.
- ❖ Arbitration Hearings
  - number of cases that had an arbitration hearing.
- ❖ Awards Accepted
  - number of arbitration awards that were accepted by a party.
- ❖ Post-Hearing Dispositions
  - number of cases disposed after an arbitration hearing.
- ❖ Awards Rejected
  - number of arbitration awards rejected by a party.
- ❖ Post-Rejection Dispositions
  - number of cases disposed after an award was rejected by a party.
- ❖ Arbitration Cases Proceeding to Trial
  - number of cases that went to trial after an award was rejected.

# MANDATORY ARBITRATION

## CY2021 Statewide Caseload\*

Cases Referred to Arbitration:	12,257
Cases Pending:	24,879
Arbitration Hearings:	3,248
Awards Rejected:	1,952
Percent of Awards Rejected:	60%

Pre-Hearing Dispositions:	7,462
Awards Accepted:	495
Post-Hearing Dispositions:	529
Post-Rejection Dispositions:	1,997
Arbitration Cases Proceeding to Trial:	96
<b>Total Dispositions:</b>	<b>10,579</b>



Note: CY = Calendar Year

\*In 2021, Henry, Mercer, Rock Island and Whiteside Counties only reported case activity between 1/1/2021 and 4/30/2021.

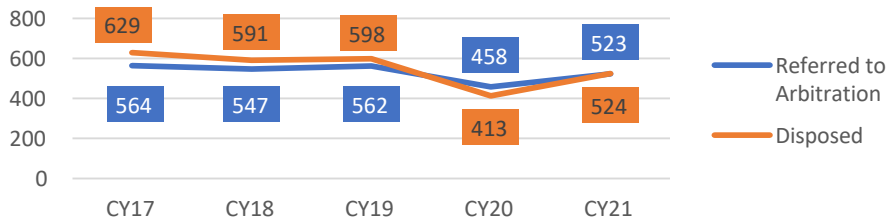
# MANDATORY ARBITRATION

## CY2021 Circuit Caseload

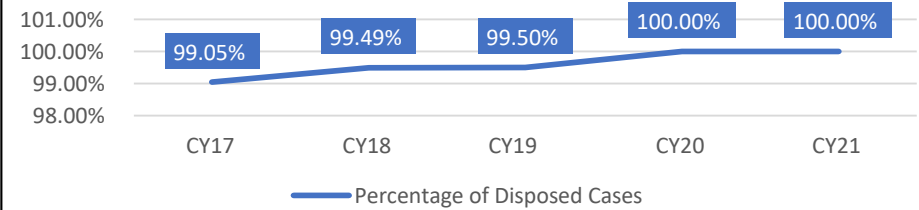
### Third Judicial Circuit - Madison County

Cases Referred to Arbitration:	Cases Pending:	Arbitration Hearings:	Awards Rejected:	Pre-Hearing Dispositions:	Awards Accepted:	Post-Hearing Dispositions:	Post-Rejection Dispositions:	Arbitration Cases Proceeding to Trial:	Total Dispositions:
532	378	39	9	477	18	14	15	0	524

#### Mandatory Arbitration Cases



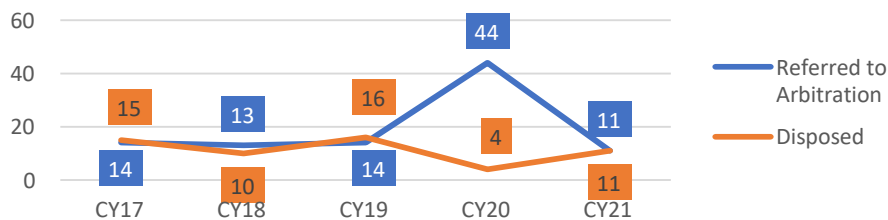
#### Cases Disposed Pre-Trial



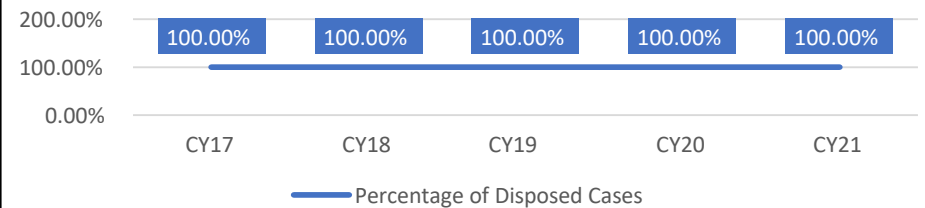
### Eleventh Judicial Circuit - Ford County

Cases Referred to Arbitration:	Cases Pending:	Arbitration Hearings:	Awards Rejected:	Pre-Hearing Dispositions:	Awards Accepted:	Post-Hearing Dispositions:	Post-Rejection Dispositions:	Arbitration Cases Proceeding to Trial:	Total Dispositions:
11	38	0	0	11	0	0	0	0	11

#### Mandatory Arbitration Cases



#### Cases Disposed Pre-Trial

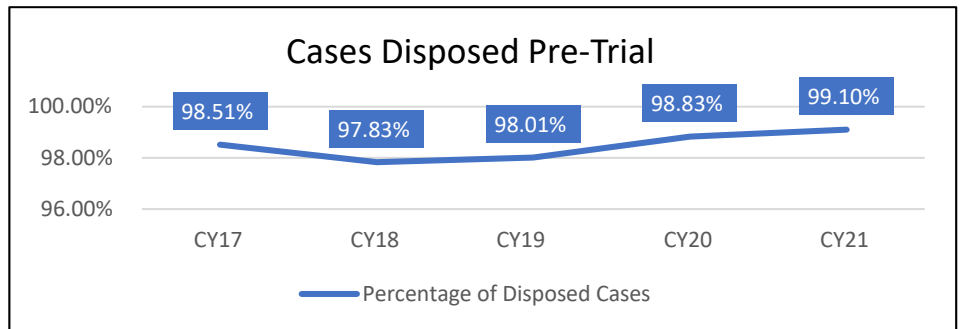
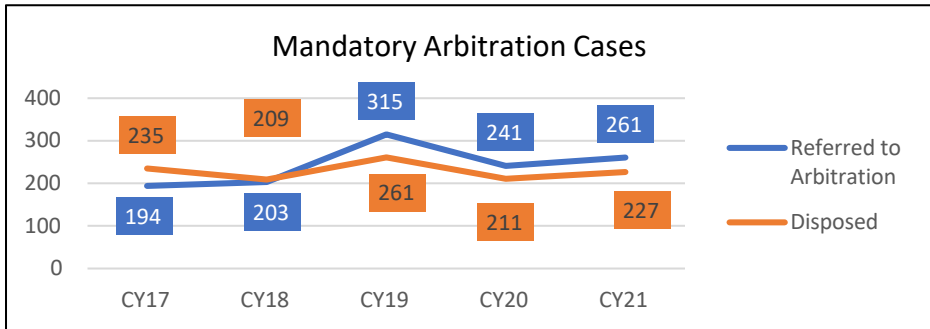


Note: CY = Calendar Year

# MANDATORY ARBITRATION

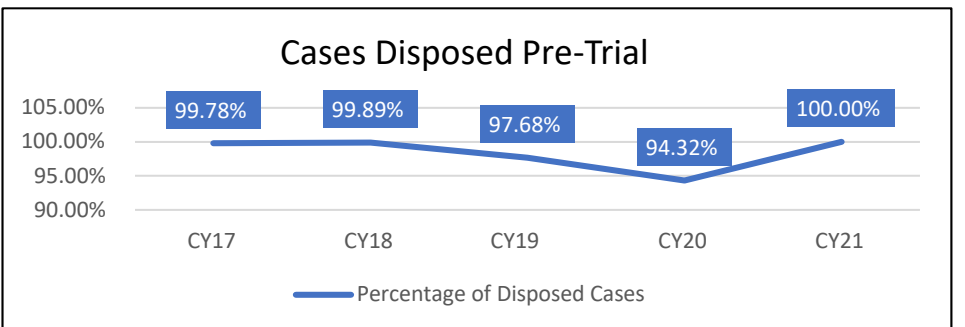
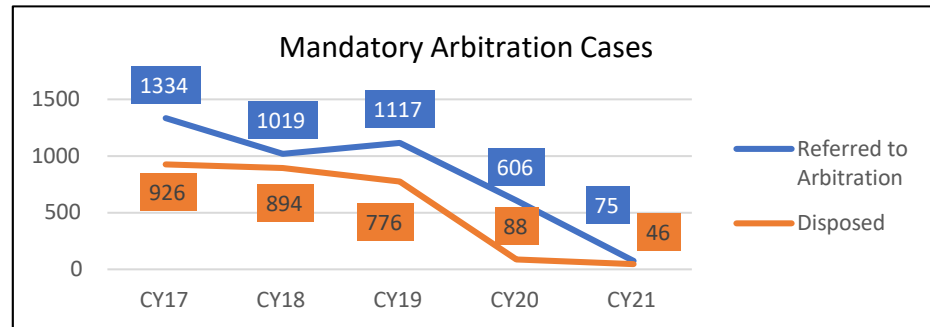
## Eleventh Judicial Circuit - McLean County

Cases Referred to Arbitration:	Cases Pending:	Arbitration Hearings:	Awards Rejected:	Pre-Hearing Dispositions:	Awards Accepted:	Post-Hearing Dispositions:	Post-Rejection Dispositions:	Arbitration Cases Proceeding to Trial:	Total Dispositions:
264	253	14	5	216	5	4	1	1	227



## Twelfth Judicial Circuit - Will County

Cases Referred to Arbitration:	Cases Pending:	Arbitration Hearings:	Awards Rejected:	Pre-Hearing Dispositions:	Awards Accepted:	Post-Hearing Dispositions:	Post-Rejection Dispositions:	Arbitration Cases Proceeding to Trial:	Total Dispositions:
75	2,975	44	24	21	11	7	7	0	46

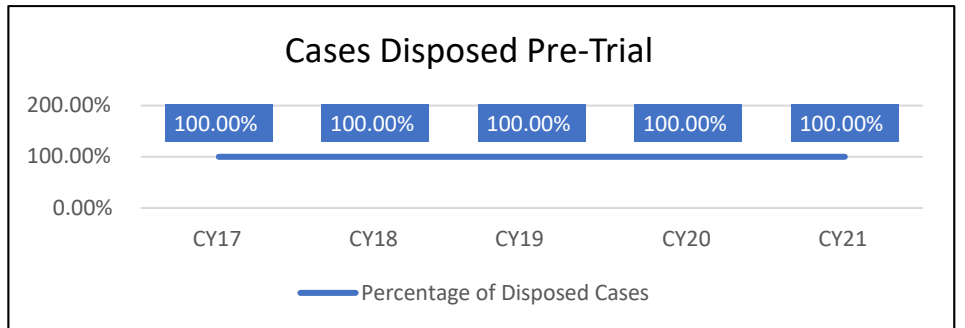
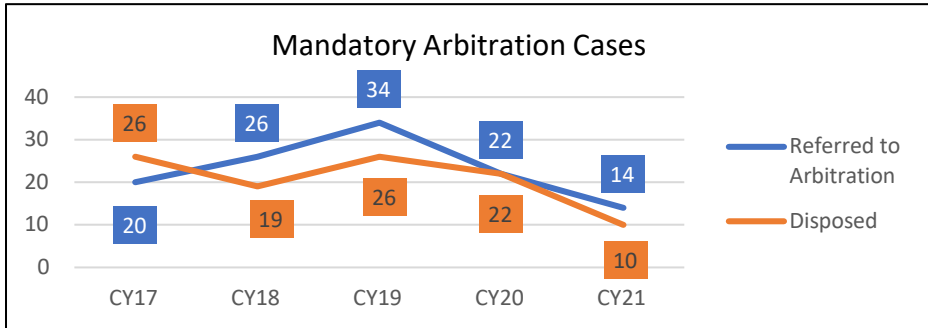


Note: CY = Calendar Year

# MANDATORY ARBITRATION

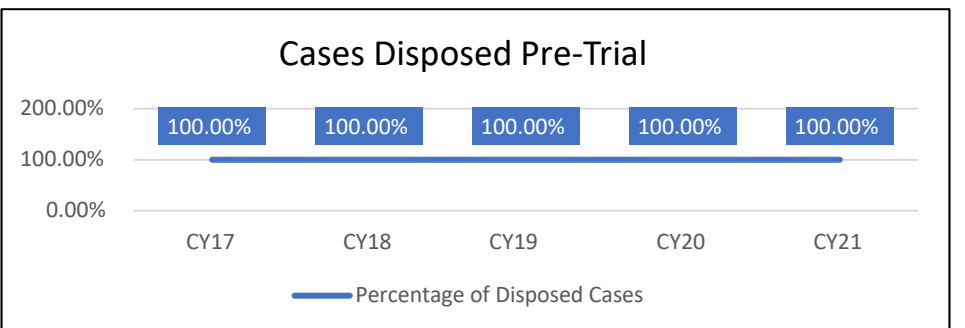
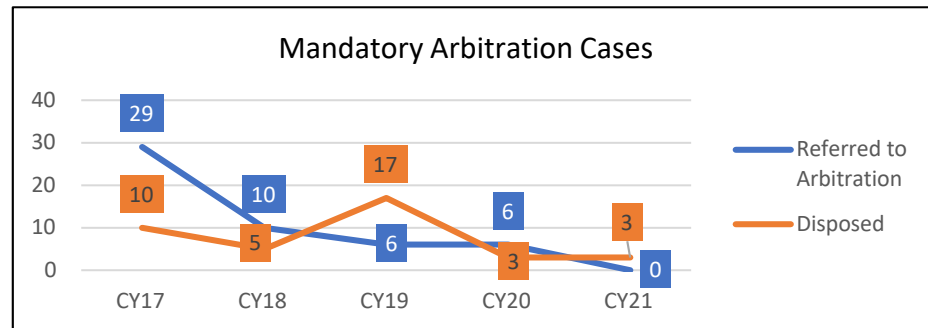
## Fourteenth Judicial Circuit - Henry County\*

Cases Referred to Arbitration:	Cases Pending:	Arbitration Hearings:	Awards Rejected:	Pre-Hearing Dispositions:	Awards Accepted:	Post-Hearing Dispositions:	Post-Rejection Dispositions:	Arbitration Cases Proceeding to Trial:	Total Dispositions:
14	28	0	0	10	1	0	0	0	10



## Fourteenth Judicial Circuit - Mercer County\*

Cases Referred to Arbitration:	Cases Pending:	Arbitration Hearings:	Awards Rejected:	Pre-Hearing Dispositions:	Awards Accepted:	Post-Hearing Dispositions:	Post-Rejection Dispositions:	Arbitration Cases Proceeding to Trial:	Total Dispositions:
0	9	0	0	3	0	0	0	0	3



Note: CY = Calendar Year

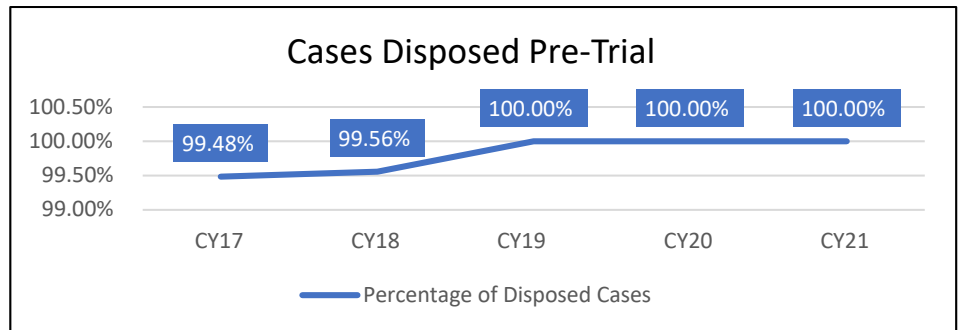
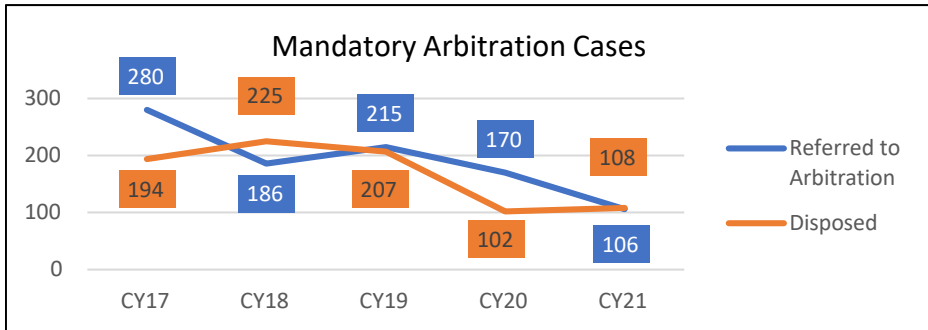
\*In 2021, Henry, Mercer, Rock Island and Whiteside Counties only reported case activity between 1/1/2021 and 7/30/2021.



# MANDATORY ARBITRATION

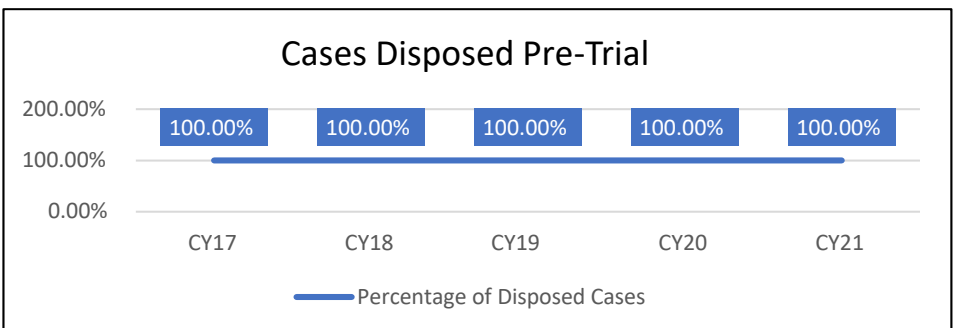
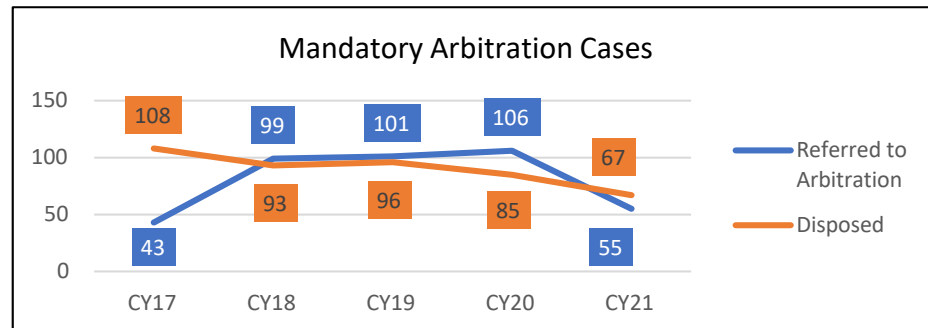
## Fourteenth Judicial Circuit - Rock Island County\*

Cases Referred to Arbitration:	Cases Pending:	Arbitration Hearings:	Awards Rejected:	Pre-Hearing Dispositions:	Awards Accepted:	Post-Hearing Dispositions:	Post-Rejection Dispositions:	Arbitration Cases Proceeding to Trial:	Total Dispositions:
106	326	8	0	105	0	3	0	0	108



## Fourteenth Judicial Circuit - Whiteside County\*

Cases Referred to Arbitration:	Cases Pending:	Arbitration Hearings:	Awards Rejected:	Pre-Hearing Dispositions:	Awards Accepted:	Post-Hearing Dispositions:	Post-Rejection Dispositions:	Arbitration Cases Proceeding to Trial:	Total Dispositions:
55	53	1	0	65	0	2	0	0	67



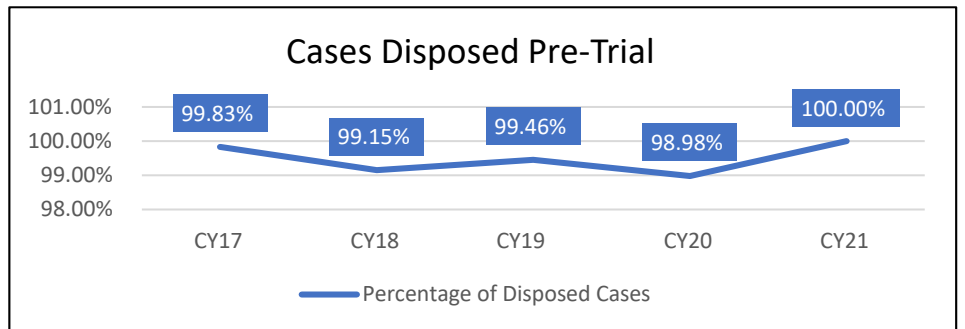
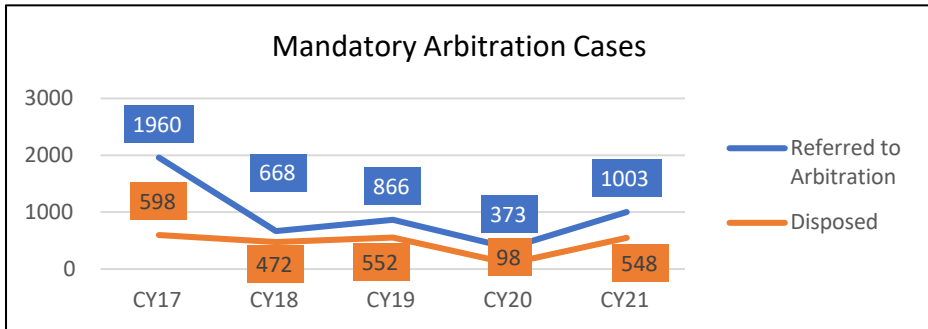
Note: CY = Calendar Year

\*In 2021, Henry, Mercer, Rock Island and Whiteside Counties only reported case activity between 1/1/2021 and 7/30/2021.

# MANDATORY ARBITRATION

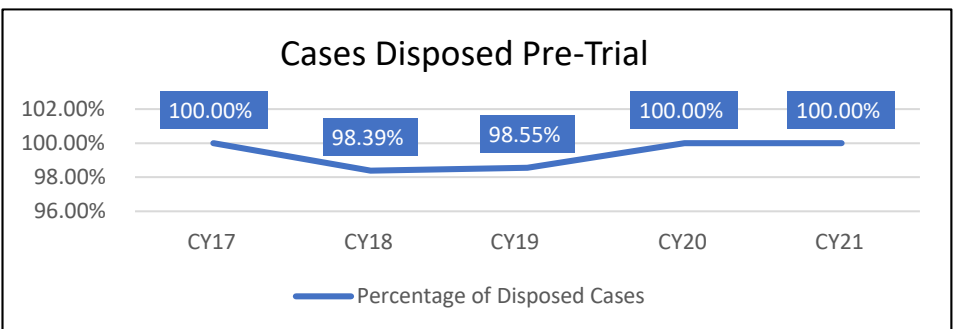
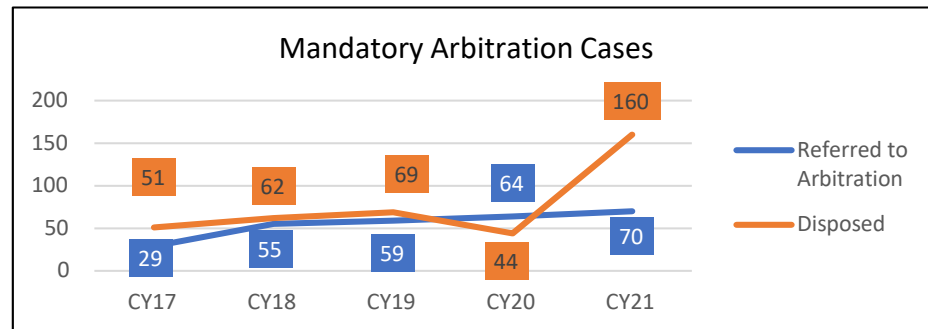
## Sixteenth Judicial Circuit - Kane County

Cases Referred to Arbitration:	Cases Pending:	Arbitration Hearings:	Awards Rejected:	Pre-Hearing Dispositions:	Awards Accepted:	Post-Hearing Dispositions:	Post-Rejection Dispositions:	Arbitration Cases Proceeding to Trial:	Total Dispositions:
1,003	3,508	176	105	451	0	38	59	0	548



## Seventeenth Judicial Circuit - Boone County

Cases Referred to Arbitration:	Cases Pending:	Arbitration Hearings:	Awards Rejected:	Pre-Hearing Dispositions:	Awards Accepted:	Post-Hearing Dispositions:	Post-Rejection Dispositions:	Arbitration Cases Proceeding to Trial:	Total Dispositions:
70	29	4	1	79	0	79	2	0	160



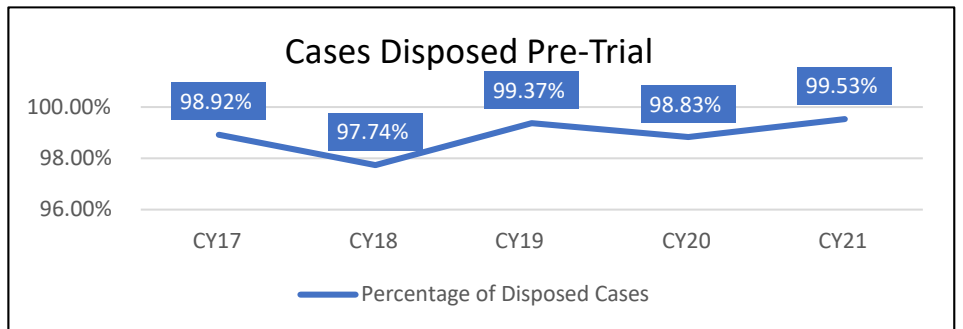
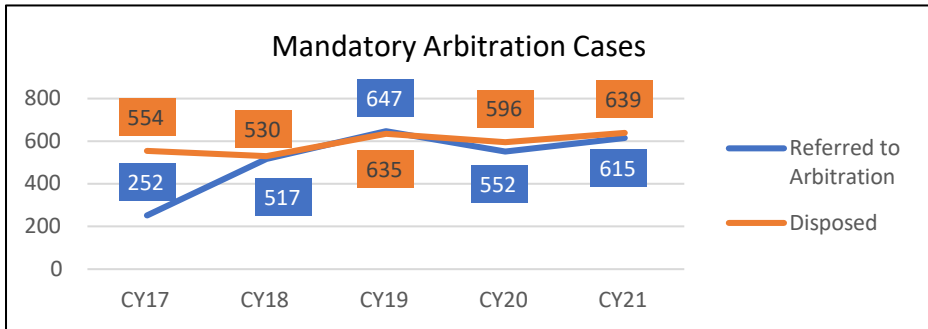
Note: CY = Calendar Year

\*In 2021, Henry, Mercer, Rock Island and Whiteside Counties only reported case activity between 1/1/2021 and 4/30/2021

# MANDATORY ARBITRATION

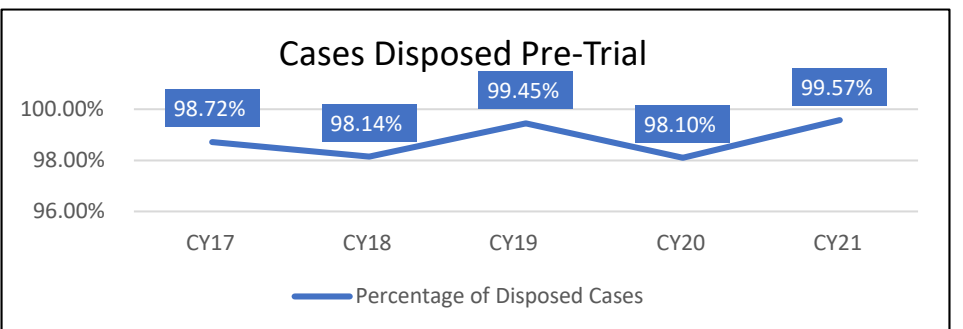
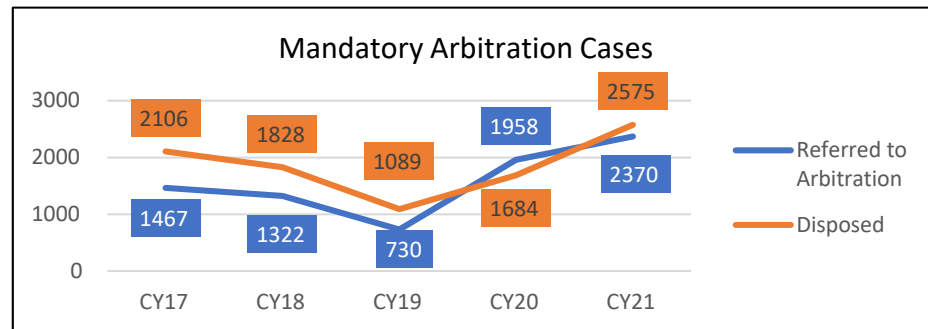
## Seventeenth Judicial Circuit - Winnebago County

Cases Referred to Arbitration:	Cases Pending:	Arbitration Hearings:	Awards Rejected:	Pre-Hearing Dispositions:	Awards Accepted:	Post-Hearing Dispositions:	Post-Rejection Dispositions:	Arbitration Cases Proceeding to Trial:	Total Dispositions:
615	325	59	39	570	9	13	44	3	639



## Eighteenth Judicial Circuit - DuPage County

Cases Referred to Arbitration:	Cases Pending:	Arbitration Hearings:	Awards Rejected:	Pre-Hearing Dispositions:	Awards Accepted:	Post-Hearing Dispositions:	Post-Rejection Dispositions:	Arbitration Cases Proceeding to Trial:	Total Dispositions:
2,370	2,158	330	234	2,298	27	73	166	11	2,575



Note: CY = Calendar Year

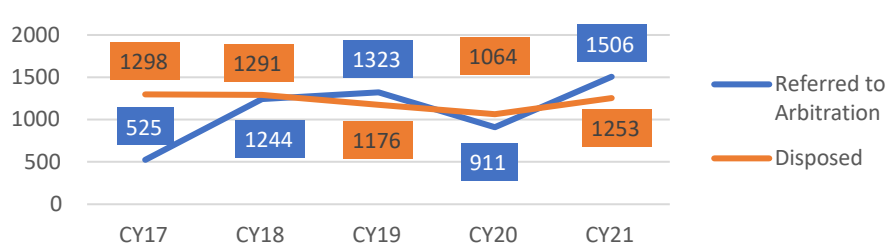
\*In 2021, Henry, Mercer, Rock Island and Whiteside Counties only reported case activity between 1/1/2021 and 4/30/2021.

# MANDATORY ARBITRATION

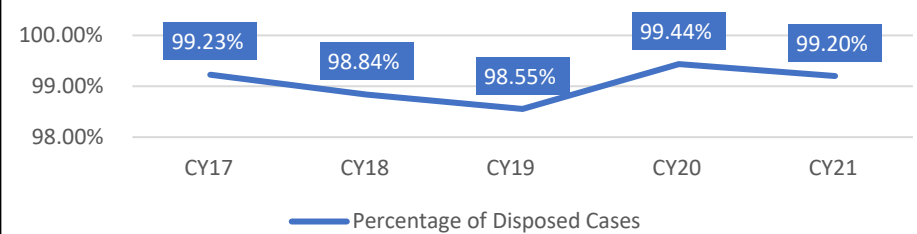
## Nineteenth Judicial Circuit - Lake County

Cases Referred to Arbitration:	Cases Pending:	Arbitration Hearings:	Awards Rejected:	Pre-Hearing Dispositions:	Awards Accepted:	Post-Hearing Dispositions:	Post-Rejection Dispositions:	Arbitration Cases Proceeding to Trial:	Total Dispositions:
1,506	892	180	28	1,048	28	41	126	10	1,253

### Mandatory Arbitration Cases



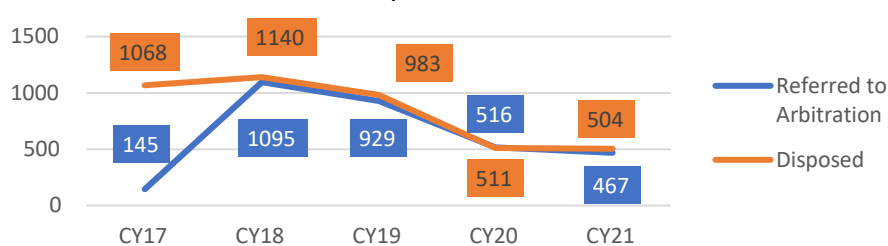
### Cases Disposed Pre-Trial



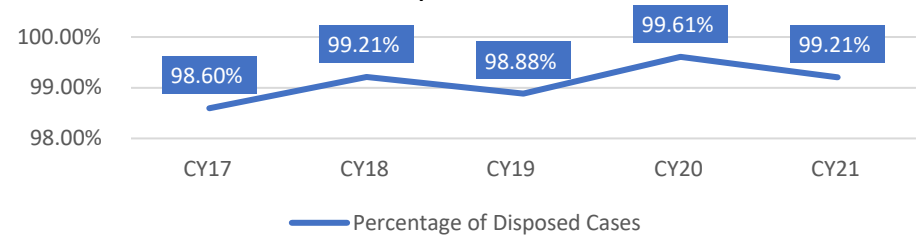
## Twentieth Judicial Circuit - St. Clair County

Cases Referred to Arbitration:	Cases Pending:	Arbitration Hearings:	Awards Rejected:	Pre-Hearing Dispositions:	Awards Accepted:	Post-Hearing Dispositions:	Post-Rejection Dispositions:	Arbitration Cases Proceeding to Trial:	Total Dispositions:
467	131	48	48	459	10	20	11	4	504

### Mandatory Arbitration Cases



### Cases Disposed Pre-Trial



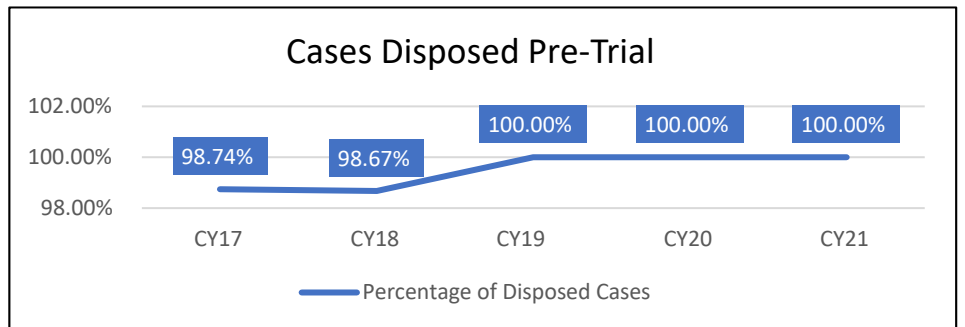
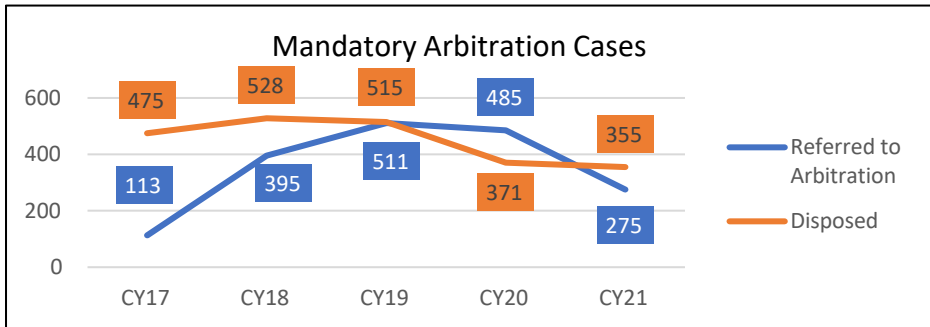
Note: CY = Calendar Year

\*In 2021, Henry, Mercer, Rock Island and Whiteside Counties only reported case activity between 1/1/2021 and 4/30/2021.

# MANDATORY ARBITRATION

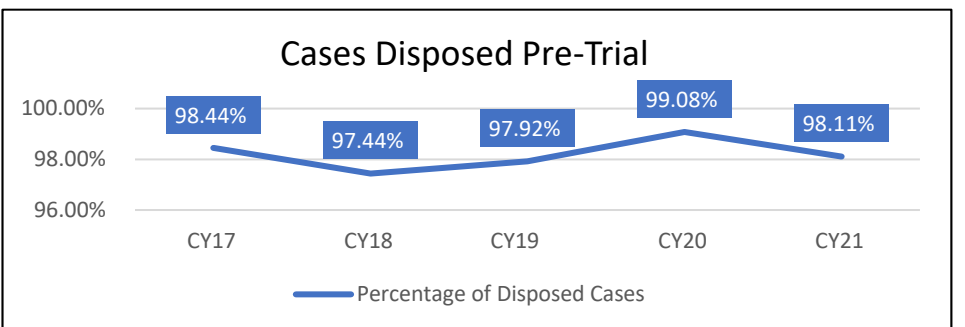
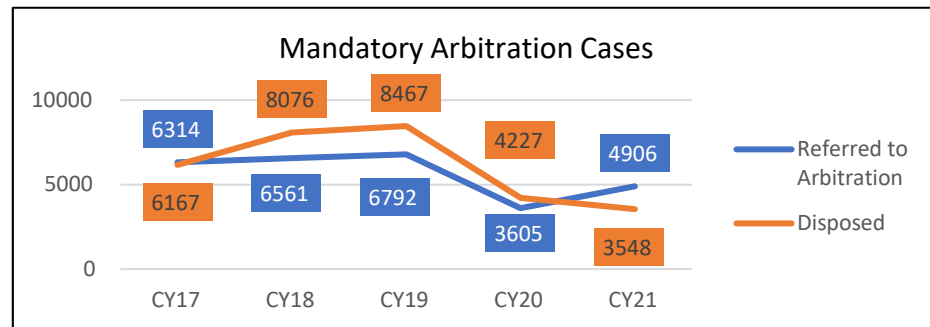
## Twenty-Second Judicial Circuit - McHenry County

Cases Referred to Arbitration:	Cases Pending:	Arbitration Hearings:	Awards Rejected:	Pre-Hearing Dispositions:	Awards Accepted:	Post-Hearing Dispositions:	Post-Rejection Dispositions:	Arbitration Cases Proceeding to Trial:	Total Dispositions:
275	165	18	8	337	2	8	8	0	355



## Circuit Court of Cook County

Cases Referred to Arbitration:	Cases Pending:	Arbitration Hearings:	Awards Rejected:	Pre-Hearing Dispositions:	Awards Accepted:	Post-Hearing Dispositions:	Post-Rejection Dispositions:	Arbitration Cases Proceeding to Trial:	Total Dispositions:
4,906	8,126	2,327	1,397	1,312	384	227	1,558	67	3,548



Note: CY = Calendar Year

\*In 2021, Henry, Mercer, Rock Island and Whiteside Counties only reported case activity between 1/1/2021 and 4/30/2021.

# MANDATORY ARBITRATION

## AVERAGE AWARD AMOUNTS AND AVERAGE NUMBER OF DAYS (BY CASE TYPE)

2021 Average Award Amounts and Average Number of Days (By Case Type)								
Arbitration Program		Automobile/ Subrogation	Collections	Contracts	Liability/Tort	Property Damage	Personal Injury	Other/ Unknown
Boone	Number of Cases	3	N/A	N/A	N/A	N/A	1	N/A
	Average Award	\$ 4,628.75	N/A	N/A	N/A	N/A	\$ 5,000.00	N/A
	Average Number of Days	130.6	N/A	N/A	N/A	N/A	151	N/A
Cook	Number of Cases	428	N/A	364*	N/A	730**	2,435	1,016
	Average Award	\$ 5,428.00	N/A	4367*	N/A	4788**	\$ 9,738.00	\$ 5,295.50
	Average Number of Days	435	N/A	311*	N/A	412.5**	399	407
DuPage	Number of Cases	157	N/A	29	54	N/A	1	109
	Average Award	\$ 6,597.29	N/A	\$ 12,941.95	\$ 5,653.05	N/A	\$ 11,500.00	\$ 14591.75
	Average Number of Days	396.6	N/A	710.8	298.6	N/A	104	396.1
Ford	Number of Cases	N/A	N/A	N/A	N/A	N/A	N/A	N/A
	Average Award	N/A	N/A	N/A	N/A	N/A	N/A	N/A
	Average Number of Days	N/A	N/A	N/A	N/A	N/A	N/A	N/A
Henry***	Number of Cases	N/A	N/A	N/A	N/A	N/A	N/A	N/A
	Average Award	N/A	N/A	N/A	N/A	N/A	N/A	N/A
	Average Number of Days	N/A	N/A	N/A	N/A	N/A	N/A	N/A
Kane	Number of Cases	12	2	28	1	3	21	1
	Average Award	\$ 8,824.99	\$ 25,129.00	\$ 11,272.89	\$ 20,000.00	\$ 3,067.67	\$ 8,192.76	\$ 0
	Average Number of Days	274.6	313.5	539.6	120	750.6	426.5	122
Lake	Number of Cases	77	14	27	2	7	72	1
	Average Award	\$ 7,562.12	\$ 12,294.15	\$ 9,619.38	\$ 9,012.53	\$ 8,523.13	\$ 18,863.55	\$ 0
	Average Number of Days	189.4	482.7	291.1	334.5	251.4	323.3	152
Madison	Number of Cases	10	5	8	N/A	N/A	7	9
	Average Award	\$ 20,347.21	\$ 12,851.41	\$ 12,410.42	N/A	N/A	\$ 13,785.71	\$ 14,486.94
	Average Number of Days	275.2	314.2	336.1	N/A	N/A	244.1	269.2
McHenry	Number of Cases	11	5	2	N/A	N/A	N/A	N/A
	Average Award	\$ 8,556.81	\$ 11,488.82	\$ 11,383.72	N/A	N/A	N/A	N/A
	Average Number of Days	293.6	179	300	N/A	N/A	N/A	N/A

\*This figure includes Collections and Contracts

\*\* This figure includes Liability/Tort and Property Damage

\*\*\*In 2021, Henry, Mercer, Rock Island and Whiteside Counties only reported case activity between 1/1/2021 and 4/30/2021.

# MANDATORY ARBITRATION

## AVERAGE AWARD AMOUNTS AND AVERAGE NUMBER OF DAYS (BY CASE TYPE)

2021 Average Award Amounts and Average Number of Days (By Case Type)								
Arbitration Program		Automobile/ Subrogation	Collections	Contracts	Liability/Tort	Property Damage	Personal Injury	Other/ Unknown
McLean	Number of Cases	N/A	4	4	1	1	1	3
	Average Award	N/A	\$ 4,284.29	\$ 9,206.48	\$ 10,000.00	\$ 15,867.56	\$ 4,396.17	\$ 24,648.87
	Average Number of Days	N/A	511	210.5	1,047	1,511	312	129.6
Mercer***	Number of Cases	N/A	N/A	N/A	N/A	N/A	N/A	N/A
	Average Award	N/A	N/A	N/A	N/A	N/A	N/A	N/A
	Average Number of Days	N/A	N/A	N/A	N/A	N/A	N/A	N/A
Rock Island***	Number of Cases	N/A	N/A	N/A	N/A	N/A	N/A	8
	Average Award	N/A	N/A	N/A	N/A	N/A	N/A	\$ 13,670.38
	Average Number of Days	N/A	N/A	N/A	N/A	N/A	N/A	464.1
St. Clair	Number of Cases	1	6	2	2	1	35	1
	Average Award	\$ 15,400.00	\$ 17,354.19	\$ 20,072.63	\$ 8,004.83	\$ 39,800.87	\$ 22,046.75	\$ 17,250.00
	Average Number of Days	199	602.5	256	245	553	483.5	312
Whiteside***	Number of Cases	N/A	N/A	N/A	N/A	N/A	N/A	1
	Average Award	N/A	N/A	N/A	N/A	N/A	N/A	\$ 5,000.00
	Average Number of Days	N/A	N/A	N/A	N/A	N/A	N/A	1001
Will	Number of Cases	1	1	2	N/A	N/A	N/A	38
	Average Award	\$ 3,000.00	\$ 11,998.32	\$ 1,334.13	N/A	N/A	N/A	\$ 11,560.11
	Average Number of Days	776	797	582.5	N/A	N/A	N/A	392.3
Winnebago	Number of Cases	28	1	10	N/A	4	15	3
	Average Award	\$ 7,669.28	\$ 23,867.80	\$ 11,439.38	N/A	\$ 2,773.06	\$ 16,255.25	\$ 1,500.00
	Average Number of Days	207.7	574	443.1	N/A	165	363.7	237.6

\*This figure includes Collections and Contracts

\*\* This figure includes Liability/Tort and Property Damage

\*\*\*In 2021, Henry, Mercer, Rock Island and Whiteside Counties only reported case activity between 1/1/2021 and 4/30/2021.

**ADULT AND JUVENILE  
PROBATION  
AND  
SUPERVISED PRETRIAL  
RELEASE**



# ABBREVIATIONS

Explanations for abbreviations used in column headings in this section are explained below.

<b>Admin.</b>	<b>Administrative Cases:</b> Cases still active but not under direct supervision.
<b>PSI</b>	<b>Presentence Investigation:</b> A comprehensive written background investigation report on a convicted offender prepared by the probation department to provide information to the court to determine an appropriate sentence.
<b>Abbrev. PSI</b>	<b>Abbreviated Presentence Investigation:</b> Sometimes referred to as a "short form" presentence investigation, this is a less-comprehensive report permitted in less serious (i.e., misdemeanor) criminal cases.
<b>CUS</b>	<b>Continued Under Supervision:</b> A juvenile case which is under court order and probation supervision without a formal finding of delinquency.
<b>TASC</b>	<b>Treatment Alternatives for Special Clients:</b> A state-designated private agency licensed to provide substance abuse assessment, referral, and case monitoring services for criminal defendants/offenders with chemical dependency problems.
<b>Supp. Social Hist.</b>	<b>Social Support History:</b> Refers to those reports that are filed to assist the court in entering subsequent dispositional orders.
<b>Alt. Ed</b>	<b>Alternative Education:</b> Disciplinary Placements in Alternative Schools
<b>UDIS</b>	<b>Unified Delinquency Intervention Services:</b> Program services provided to youth between the ages of 13 and 17 who are at risk of placement into the Department of Corrections.
<b>JTPA</b>	<b>Job Training Partnership Act:</b> Program that provides training activities to prepare income eligible persons for employment.

# ACTIVE ADULT CASELOAD AS OF DECEMBER 31, 2021

Circuit	County	Felony	Misdemeanor	DUI	Traffic	Total	Admin. *
1st	Alexander	67	11	1	6	85	29
	Jackson	278	86	30	11	405	45
	Johnson	64	31	7	4	106	50
	Massac	160	24	6	19	209	276
	Pope	20	10	9	2	41	11
	Pulaski	25	7	8	3	43	28
	Saline	265	91	14	10	380	110
	Union	105	31	9	8	153	60
	Williamson	255	56	63	57	431	83
<b>1st Circuit Total</b>		<b>1,239</b>	<b>347</b>	<b>147</b>	<b>120</b>	<b>1,853</b>	<b>692</b>
2nd	Crawford	89	13	13	0	115	90
	Edwards	45	22	14	1	82	22
	Franklin	221	37	7	0	265	225
	Gallatin	47	2	2	0	51	7
	Hamilton	45	8	2	0	55	24
	Hardin	30	6	1	0	37	6
	Jefferson	314	25	66	19	424	7
	Lawrence	82	5	1	2	90	141
	Richland	189	55	14	0	258	80
	Wabash	101	30	5	0	136	21
	Wayne	85	59	19	5	168	55
	White	143	31	2	7	183	25
<b>2nd Circuit Total</b>		<b>1,391</b>	<b>293</b>	<b>146</b>	<b>34</b>	<b>1,864</b>	<b>703</b>
3rd	Bond	113	26	9	10	158	107
	Madison	1,354	179	60	0	1,593	880
<b>3rd Circuit Total</b>		<b>1,467</b>	<b>205</b>	<b>69</b>	<b>10</b>	<b>1,751</b>	<b>987</b>
4th	Christian	221	63	44	10	338	89
	Clay	87	35	24	14	160	56
	Clinton	94	16	11	3	124	230
	Effingham	207	43	13	12	275	272
	Fayette	171	39	20	9	239	133
	Jasper	64	39	26	8	137	1
	Marion	325	84	78	68	555	187
	Montgomery	134	27	23	0	184	290
	Shelby	74	26	17	6	123	97
<b>4th Circuit Total</b>		<b>1,377</b>	<b>372</b>	<b>256</b>	<b>130</b>	<b>2,135</b>	<b>1,355</b>
5th	Clark	72	29	11	5	117	27
	Coles	444	102	32	6	584	282
	Cumberland	39	10	2	3	54	75
	Edgar	119	26	6	1	152	48
	Vermilion	470	140	63	7	680	460
<b>5th Circuit Total</b>		<b>1,144</b>	<b>307</b>	<b>114</b>	<b>22</b>	<b>1,587</b>	<b>892</b>

\*Cases are active but not under direct supervision due to low risk level, warrant, transfer out, etc.

# ACTIVE ADULT CASELOAD

Circuit	County	Felony	Misdemeanor	DUI	Traffic	Total	Admin. *
6th	Champaign	855	199	96	24	1,174	370
	DeWitt	56	25	15	8	104	110
	Douglas	88	45	51	17	201	179
	Macon	868	158	32	0	1,058	446
	Moultrie	64	22	34	19	139	101
	Piatt	33	116	6	1	156	59
<b>6th Circuit Total</b>		<b>1,964</b>	<b>565</b>	<b>234</b>	<b>69</b>	<b>2,832</b>	<b>1,265</b>
7th	Greene	84	70	0	0	154	100
	Jersey	152	26	39	7	224	169
	Macoupin	279	62	60	14	415	170
	Morgan	196	119	61	16	392	127
	Sangamon	665	195	32	2	894	969
	Scott	24	25	0	0	49	11
<b>7th Circuit Total</b>		<b>1,400</b>	<b>497</b>	<b>192</b>	<b>39</b>	<b>2,128</b>	<b>1,546</b>
8th	Adams	561	57	52	2	672	153
	Brown	14	12	5	0	31	9
	Calhoun	17	2	3	4	26	13
	Cass	81	19	12	0	112	175
	Mason	47	22	35	5	109	30
	Menard	16	10	3	1	30	51
	Pike	168	56	28	20	272	157
	Schuyler	39	21	22	7	89	41
<b>8th Circuit Total</b>		<b>943</b>	<b>199</b>	<b>160</b>	<b>39</b>	<b>1,341</b>	<b>629</b>
9th	Fulton	85	14	3	0	102	34
	Hancock	63	4	4	1	72	80
	Henderson	25	1	0	0	26	38
	Knox	231	28	4	5	268	99
	McDonough	62	15	4	1	82	31
	Warren	28	6	0	1	35	21
<b>9th Circuit Total</b>		<b>494</b>	<b>68</b>	<b>15</b>	<b>8</b>	<b>585</b>	<b>303</b>
10th	Marshall	46	7	13	3	69	31
	Peoria	702	229	28	0	959	1,463
	Putnam	10	21	9	4	44	10
	Stark	13	2	3	1	19	69
	Tazewell	360	125	93	3	581	922
<b>10th Circuit Total</b>		<b>1,131</b>	<b>384</b>	<b>146</b>	<b>11</b>	<b>1,672</b>	<b>2,495</b>
11th	Ford	47	20	19	6	92	64
	Livingston	193	21	4	1	219	657
	Logan	141	56	13	0	210	526
	McLean	937	72	10	38	1,057	343
	Woodford	165	64	43	14	286	679
<b>11th Circuit Total</b>		<b>1,483</b>	<b>233</b>	<b>89</b>	<b>59</b>	<b>1,864</b>	<b>2,269</b>

\*Cases are active but not under direct supervision due to low risk level, warrant, transfer out, etc.

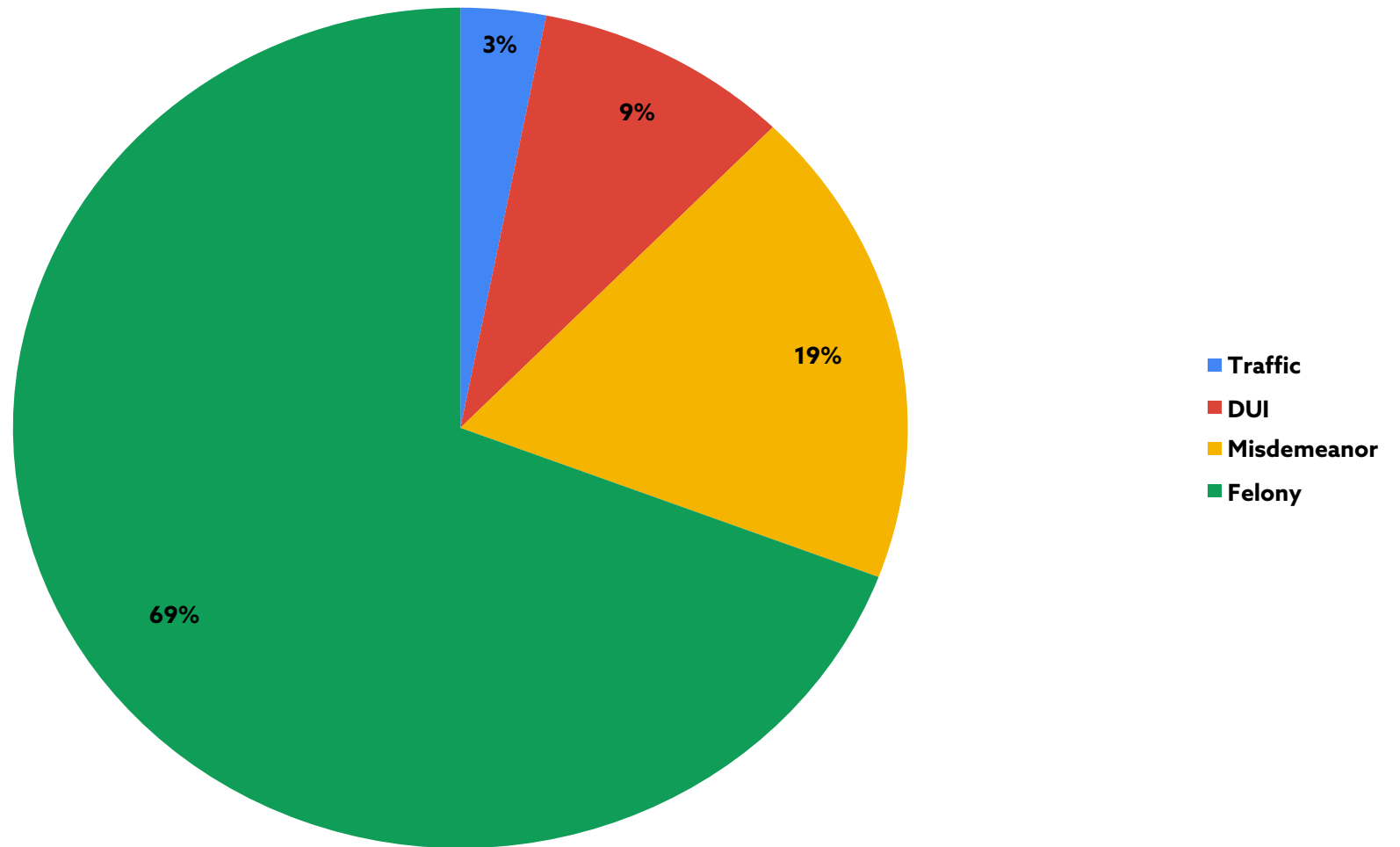
# ACTIVE ADULT CASELOAD

Circuit	County	Felony	Misdemeanor	DUI	Traffic	Total	Admin. *
<b>12th</b>	<b>Will</b>	<b>968</b>	<b>176</b>	<b>6</b>	<b>16</b>	<b>1,166</b>	<b>414</b>
13th	Bureau	128	21	4	1	154	76
	Grundy	151	12	2	0	165	94
	LaSalle	378	34	4	0	416	144
<b>13th Circuit Total</b>		<b>657</b>	<b>67</b>	<b>10</b>	<b>1</b>	<b>735</b>	<b>314</b>
14th	Henry	132	37	13	1	183	477
	Mercer	59	16	2	0	77	27
	Rock Island	685	255	423	25	1,388	698
	Whiteside	270	72	104	17	463	314
<b>14th Circuit Total</b>		<b>1,146</b>	<b>380</b>	<b>542</b>	<b>43</b>	<b>2,111</b>	<b>1,516</b>
15th	Carroll	47	9	3	2	61	191
	Jo Daviess	39	53	43	10	145	84
	Lee	155	33	12	24	224	376
	Ogle	147	55	23	0	225	441
	Stephenson	243	106	34	6	389	919
<b>15th Circuit Total</b>		<b>631</b>	<b>256</b>	<b>115</b>	<b>42</b>	<b>1,044</b>	<b>2,011</b>
<b>16th</b>	<b>Kane</b>	<b>1,486</b>	<b>455</b>	<b>156</b>	<b>10</b>	<b>2,107</b>	<b>1,210</b>
17th	Boone	140	49	26	6	221	437
	Winnebago	1,630	301	84	5	2,020	1,736
<b>17th Circuit Total</b>		<b>1,770</b>	<b>350</b>	<b>110</b>	<b>11</b>	<b>2,241</b>	<b>2,173</b>
<b>18th</b>	<b>DuPage</b>	<b>1,610</b>	<b>536</b>	<b>372</b>	<b>155</b>	<b>2,673</b>	<b>1,960</b>
<b>19th</b>	<b>Lake</b>	<b>968</b>	<b>358</b>	<b>237</b>	<b>119</b>	<b>1,682</b>	<b>624</b>
20th	Monroe	225	5	1	0	231	90
	Perry	110	11	2	1	124	79
	Randolph	191	9	0	0	200	121
	St. Clair	1,624	108	15	9	1,756	520
	Washington	61	8	0	3	72	97
<b>20th Circuit Total</b>		<b>2,211</b>	<b>141</b>	<b>18</b>	<b>13</b>	<b>2,383</b>	<b>907</b>
21st	Iroquois	134	8	1	0	143	88
	Kankakee	421	109	0	0	530	98
<b>21st Circuit Total</b>		<b>555</b>	<b>117</b>	<b>1</b>	<b>0</b>	<b>673</b>	<b>186</b>
<b>22nd</b>	<b>McHenry</b>	<b>594</b>	<b>98</b>	<b>54</b>	<b>25</b>	<b>771</b>	<b>278</b>
23rd	DeKalb	276	83	0	0	359	549
	Kendall	144	56	0	0	200	585
<b>23rd Circuit Total</b>		<b>420</b>	<b>139</b>	<b>0</b>	<b>0</b>	<b>559</b>	<b>1,134</b>
Cook**	Adult	18,180	4,475	361	20	23,036	1,636
	Social Service	1,237	1,377	2,646	1,069	6,329	120
<b>Cook County Total</b>		<b>19,417</b>	<b>5,852</b>	<b>3,007</b>	<b>1,089</b>	<b>29,365</b>	<b>1,756</b>
<b>Statewide Total</b>		<b>46,466</b>	<b>12,395</b>	<b>6,196</b>	<b>2,065</b>	<b>67,122</b>	<b>27,619</b>

\*Cases are active but not under direct supervision due to low risk level, warrant, transfer out, etc.

\*\*Cook county is separated into "Adult" and "Social Service"; Adult handles felony cases and Social Services handles misdemeanor cases.

### 2021 Statewide Active Adult Caseload



# PRETRIAL ELIGIBILITY & RELEASE TOTALS FOR THE YEAR 2021

Circuit	County	Eligibility			Pretrial Release	
		Eligible	Released Prior to Interview	Investigated	No Supervision	Supervision
1st	Alexander	0	0	0	0	0
	Jackson	0	0	0	0	0
	Johnson	0	0	0	0	0
	Massac	0	0	0	0	0
	Pope	0	0	0	0	0
	Pulaski	0	0	0	0	0
	Saline	0	0	0	0	0
	Union	0	0	0	0	0
	Williamson	0	0	0	0	0
	<b>1st Circuit Total</b>	<b>0</b>	<b>0</b>	<b>0</b>	<b>0</b>	<b>0</b>
2nd	Crawford	0	0	0	0	0
	Edwards	0	0	0	0	0
	Franklin	0	0	0	0	0
	Gallatin	0	0	0	0	0
	Hamilton	0	0	0	0	0
	Hardin	0	0	0	0	0
	Jefferson	0	0	0	0	0
	Lawrence	0	0	0	0	0
	Richland	0	0	0	0	0
	Wabash	0	0	0	0	0
	Wayne	0	0	0	0	0
	White	0	0	0	0	0
	<b>2nd Circuit Total</b>	<b>0</b>	<b>0</b>	<b>0</b>	<b>0</b>	<b>0</b>
3rd	Bond*	63	0	0	0	74
	Madison*	3,267	545	3,322	1,054	44
<b>3rd Circuit Total</b>		<b>3,330</b>	<b>545</b>	<b>3,322</b>	<b>1,054</b>	<b>118</b>
4th	Christian*	63	0	63	0	213
	Clay	0	0	0	0	0
	Clinton*	0	0	0	0	20
	Effingham	0	0	0	0	0
	Fayette	0	0	0	0	0
	Jasper	0	0	0	0	0
	Marion*	487	85	494	266	180
	Montgomery	0	0	0	0	0
	Shelby*	157	2	154	46	105
	<b>4th Circuit Total</b>	<b>707</b>	<b>87</b>	<b>711</b>	<b>312</b>	<b>518</b>
5th	Clark	0	0	0	0	0
	Coles*	727	0	727	0	345
	Cumberland	0	0	0	0	0
	Edgar	0	0	0	0	0
	Vermilion*	829	0	829	0	0
<b>5th Circuit Total</b>		<b>1,556</b>	<b>0</b>	<b>1,556</b>	<b>0</b>	<b>345</b>

\*County is a Pretrial Reporting Department.

# PRETRIAL ELIGIBILITY & RELEASE

Circuit	County	Eligibility			Pretrial Release	
		Eligible	Released Prior to Interview	Investigated	No Supervision	Supervision
6th	Champaign	0	0	0	0	0
	DeWitt	0	0	0	0	0
	Douglas	0	0	0	0	0
	Macon*	1,079	0	1,073	23	16
	Moultrie	0	0	0	0	0
	Piatt	0	0	0	0	0
<b>6th Circuit Total</b>		<b>1,079</b>	<b>0</b>	<b>1,073</b>	<b>23</b>	<b>16</b>
7th	Greene	0	0	0	0	0
	Jersey	0	0	0	0	0
	Macoupin	0	0	0	0	0
	Morgan	0	0	0	0	0
	Sangamon*	2	0	1	0	111
	Scott	0	0	0	0	0
<b>7th Circuit Total</b>		<b>2</b>	<b>0</b>	<b>1</b>	<b>0</b>	<b>111</b>
8th	Adams*	647	14	633	146	214
	Brown	0	0	0	0	0
	Calhoun	0	0	0	0	0
	Cass	0	0	0	0	0
	Mason	0	0	0	0	0
	Menard	0	0	0	0	0
	Pike	0	0	0	0	0
	Schuyler	0	0	0	0	0
	<b>8th Circuit Total</b>	<b>647</b>	<b>14</b>	<b>633</b>	<b>146</b>	<b>214</b>
9th	Fulton*	196	0	195	170	20
	Hancock*	124	0	122	49	104
	Henderson*	51	0	49	32	3
	Knox*	388	0	375	329	36
	McDonough*	169	0	169	148	15
	Warren*	81	0	78	70	13
<b>9th Circuit Total</b>		<b>1,009</b>	<b>0</b>	<b>988</b>	<b>798</b>	<b>191</b>
10th	Marshall	0	0	0	0	0
	Peoria*	561	0	561	135	220
	Putnam	0	0	0	0	0
	Stark	0	0	0	0	0
	Tazewell*	375	0	375	171	469
<b>10th Circuit Total</b>		<b>936</b>	<b>0</b>	<b>936</b>	<b>306</b>	<b>689</b>
11th	Ford	0	0	0	0	0
	Livingston	0	0	0	0	0
	Logan	0	0	0	0	0
	McLean*	2,311	235	2,311	1,644	99
	Woodford*	229	87	144	40	128
<b>11th Circuit Total</b>		<b>2,540</b>	<b>322</b>	<b>2,455</b>	<b>1,684</b>	<b>227</b>

\*County is a Pretrial Reporting Department.

# PRETRIAL ELIGIBILITY & RELEASE

Circuit	County	Eligibility			Pretrial Release	
		Eligible	Released Prior to Interview	Investigated	No Supervision	Supervision
<b>12th</b>	<b>Will*</b>	<b>2,351</b>	<b>0</b>	<b>2,300</b>	<b>957</b>	<b>935</b>
13th	Bureau	0	0	0	0	0
	Grundy	0	0	0	0	0
	LaSalle	0	0	0	0	0
<b>13th Circuit Total</b>		<b>0</b>	<b>0</b>	<b>0</b>	<b>0</b>	<b>0</b>
14th	Henry*	306	1	292	252	27
	Mercer*	77	0	76	9	3
	Rock Island*	1,193	7	1,159	81	263
	Whiteside*	13	0	13	3	1
<b>14th Circuit Total</b>		<b>1,589</b>	<b>8</b>	<b>1,540</b>	<b>345</b>	<b>294</b>
15th	Carroll	0	0	0	0	0
	Jo Daviess	0	0	0	0	0
	Lee*	245	50	194	9	164
	Ogle*	201	0	199	14	47
	Stephenson*	306	0	306	294	12
<b>15th Circuit Total</b>		<b>752</b>	<b>50</b>	<b>699</b>	<b>317</b>	<b>223</b>
<b>16th</b>	<b>Kane*</b>	<b>3,143</b>	<b>33</b>	<b>137</b>	<b>488</b>	<b>2,623</b>
17th	Boone*	299	0	299	0	206
	Winnebago*	3,269	56	3,147	0	901
<b>17th Circuit Total</b>		<b>3,568</b>	<b>56</b>	<b>3,446</b>	<b>0</b>	<b>1,107</b>
<b>18th</b>	<b>DuPage*</b>	<b>547</b>	<b>291</b>	<b>191</b>	<b>0</b>	<b>1,825</b>
<b>19th</b>	<b>Lake*</b>	<b>3,181</b>	<b>0</b>	<b>3,181</b>	<b>453</b>	<b>1,503</b>
20th	Monroe	0	0	0	0	0
	Perry	0	0	0	0	0
	Randolph	0	0	0	0	0
	St. Clair*	2,085	0	2,085	1,954	141
	Washington	0	0	0	0	0
<b>20th Circuit Total</b>		<b>2,085</b>	<b>0</b>	<b>2,085</b>	<b>1,954</b>	<b>141</b>
21st	Iroquois	0	0	0	0	0
	Kankakee*	0	0	0	0	188
<b>21st Circuit Total</b>		<b>0</b>	<b>0</b>	<b>0</b>	<b>0</b>	<b>188</b>
<b>22nd</b>	<b>McHenry*</b>	<b>1,410</b>	<b>0</b>	<b>1,407</b>	<b>1,354</b>	<b>56</b>
23rd	DeKalb*	798	0	798	334	256
	Kendall*	566	22	565	359	170
<b>23rd Circuit Total</b>		<b>1,364</b>	<b>22</b>	<b>1,363</b>	<b>693</b>	<b>426</b>
<b>Cook</b>	<b>Adult**</b>	<b>19,904</b>	<b>0</b>	<b>6,020</b>	<b>12,154</b>	<b>7,579</b>
<b>Statewide Total</b>		<b>51,700</b>	<b>1,428</b>	<b>34,044</b>	<b>23,038</b>	<b>19,329</b>

\*County is a Pretrial Reporting Department.

\*\*Only Cook county Adult Department reports pretrial data.



# ADULT INVESTIGATIONS REPORT

## TOTALS FOR THE YEAR 2021

Circuit	County	PSI	Abbrev. PSI	Record Check	Other	Total
1st	Alexander	8	0	7	0	15
	Jackson	40	1	5	0	46
	Johnson	4	0	1	0	5
	Massac	8	0	0	0	8
	Pope	9	0	4	0	13
	Pulaski	1	0	5	0	6
	Saline	12	0	0	0	12
	Union	14	0	0	0	14
	Williamson	14	1	17	0	32
<b>1st Circuit Total</b>		<b>110</b>	<b>2</b>	<b>39</b>	<b>0</b>	<b>151</b>
2nd	Crawford	36	0	0	0	36
	Edwards	5	0	3	0	8
	Franklin	18	0	15	0	33
	Gallatin	2	0	0	0	2
	Hamilton	7	0	0	0	7
	Hardin	1	0	0	0	1
	Jefferson	121	1	105	0	227
	Lawrence	27	0	0	0	27
	Richland	15	0	1	0	16
	Wabash	5	0	0	0	5
	Wayne	35	6	16	0	57
	White	12	0	0	0	12
<b>2nd Circuit Total</b>		<b>284</b>	<b>7</b>	<b>140</b>	<b>0</b>	<b>431</b>
3rd	Bond	19	0	262	0	281
	Madison	32	0	0	189	221
<b>3rd Circuit Total</b>		<b>51</b>	<b>0</b>	<b>262</b>	<b>189</b>	<b>502</b>
4th	Christian	12	1	19	38	70
	Clay	6	0	76	0	82
	Clinton	18	0	92	24	134
	Effingham	45	1	113	0	159
	Fayette	37	4	97	12	150
	Jasper	0	0	10	0	10
	Marion	83	0	50	114	247
	Montgomery	19	0	0	0	19
	Shelby	12	0	0	0	12
<b>4th Circuit Total</b>		<b>232</b>	<b>6</b>	<b>457</b>	<b>188</b>	<b>883</b>
5th	Clark	5	0	0	0	5
	Coles	40	0	0	29	69
	Cumberland	17	0	0	8	25
	Edgar	36	0	0	0	36
	Vermilion	14	0	0	90	104
<b>5th Circuit Total</b>		<b>112</b>	<b>0</b>	<b>0</b>	<b>127</b>	<b>239</b>

# ADULT INVESTIGATIONS REPORT

Circuit	County	PSI	Abbrev. PSI	Record Check	Other	Total
6th	Champaign	177	9	70	19	275
	DeWitt	35	0	0	0	35
	Douglas	14	19	0	1	34
	Macon	158	582	187	52	979
	Moultrie	12	4	19	95	130
	Piatt	35	1	10	0	46
<b>6th Circuit Total</b>		<b>431</b>	<b>615</b>	<b>286</b>	<b>167</b>	<b>1,499</b>
7th	Greene	0	0	0	0	0
	Jersey	14	10	0	0	24
	Macoupin	23	0	1	0	24
	Morgan	34	11	0	26	71
	Sangamon	26	0	5	68	99
	Scott	0	0	0	0	0
<b>7th Circuit Total</b>		<b>97</b>	<b>21</b>	<b>6</b>	<b>94</b>	<b>218</b>
8th	Adams	239	0	0	138	377
	Brown	0	0	0	0	0
	Calhoun	7	1	0	0	8
	Cass	21	1	0	0	22
	Mason	14	0	6	0	20
	Menard	4	0	4	0	8
	Pike	139	0	0	0	139
	Schuyler	17	2	0	0	19
<b>8th Circuit Total</b>		<b>441</b>	<b>4</b>	<b>10</b>	<b>138</b>	<b>593</b>
9th	Fulton	20	0	30	12	62
	Hancock	11	0	4	17	32
	Henderson	1	0	6	2	9
	Knox	39	0	32	24	95
	McDonough	17	0	17	74	108
	Warren	7	0	4	3	14
<b>9th Circuit Total</b>		<b>95</b>	<b>0</b>	<b>93</b>	<b>132</b>	<b>320</b>
10th	Marshall	2	0	5	0	7
	Peoria	86	7	40	0	133
	Putnam	0	0	2	3	5
	Stark	2	0	0	0	2
	Tazewell	39	0	24	412	475
<b>10th Circuit Total</b>		<b>129</b>	<b>7</b>	<b>71</b>	<b>415</b>	<b>622</b>
11th	Ford	20	1	1	0	22
	Livingston	72	0	0	0	72
	Logan	19	0	0	0	19
	McLean	266	0	2,169	0	2,435
	Woodford	129	200	0	0	329
<b>11th Circuit Total</b>		<b>506</b>	<b>201</b>	<b>2,170</b>	<b>0</b>	<b>2,877</b>

# ADULT INVESTIGATIONS REPORT

Circuit	County	PSI	Abbrev. PSI	Record Check	Other	Total
<b>12th</b>	<b>Will</b>	<b>125</b>	<b>0</b>	<b>21</b>	<b>0</b>	<b>146</b>
13th	Bureau	10	0	2	0	12
	Grundy	34	0	3	0	37
	LaSalle	60	0	24	8	92
<b>13th Circuit Total</b>		<b>104</b>	<b>0</b>	<b>29</b>	<b>8</b>	<b>141</b>
14th	Henry	41	0	15	407	463
	Mercer	6	0	8	0	14
	Rock Island	72	6	28	473	579
	Whiteside	8	0	3	11	22
<b>14th Circuit Total</b>		<b>127</b>	<b>6</b>	<b>54</b>	<b>891</b>	<b>1,078</b>
15th	Carroll	24	5	3	0	32
	Jo Daviess	19	2	3	0	24
	Lee	21	0	0	0	21
	Ogle	5	0	6	3	14
	Stephenson	16	0	0	0	16
<b>15th Circuit Total</b>		<b>85</b>	<b>7</b>	<b>12</b>	<b>3</b>	<b>107</b>
<b>16th</b>	<b>Kane</b>	<b>106</b>	<b>4</b>	<b>68</b>	<b>17</b>	<b>195</b>
17th	Boone	30	0	0	59	89
	Winnebago	194	0	0	0	194
<b>17th Circuit Total</b>		<b>224</b>	<b>0</b>	<b>0</b>	<b>59</b>	<b>283</b>
<b>18th</b>	<b>DuPage</b>	<b>288</b>	<b>0</b>	<b>272</b>	<b>0</b>	<b>560</b>
<b>19th</b>	<b>Lake</b>	<b>69</b>	<b>34</b>	<b>88</b>	<b>45</b>	<b>236</b>
20th	Monroe	14	1	0	0	15
	Perry	2	0	0	11	13
	Randolph	42	1	3	0	46
	St. Clair	101	2	1,669	435	2,207
	Washington	4	0	230	6	240
<b>20th Circuit Total</b>		<b>163</b>	<b>4</b>	<b>1,902</b>	<b>452</b>	<b>2,521</b>
21st	Iroquois	0	0	55	0	55
	Kankakee	66	0	16	70	152
<b>21st Circuit Total</b>		<b>66</b>	<b>0</b>	<b>71</b>	<b>70</b>	<b>207</b>
<b>22nd</b>	<b>McHenry</b>	<b>57</b>	<b>0</b>	<b>0</b>	<b>3</b>	<b>60</b>
23rd	DeKalb	13	26	3	59	101
	Kendall	43	5	7	72	127
<b>23rd Circuit Total</b>		<b>56</b>	<b>31</b>	<b>10</b>	<b>131</b>	<b>228</b>
Cook *	Adult	493	0	0	0	493
	Social Service	0	0	0	0	0
<b>Cook County Total</b>		<b>493</b>	<b>0</b>	<b>0</b>	<b>0</b>	<b>493</b>
<b>Statewide Total</b>		<b>4,451</b>	<b>949</b>	<b>6,061</b>	<b>3,129</b>	<b>14,590</b>

\*Cook county is separated into "Adult" and "Social Service"; Adult handles felony cases and Social Services handles misdemeanor cases.

# ADULT PROBATION PROGRAMS ORDERED

## TOTALS FOR THE YEAR 2021

Circuit	County	Alcohol	Drug	Alcohol & Drug	Mental Health	Sex Offender	TASC	Total
1st	Alexander	3	1	12	0	0	0	16
	Jackson	0	23	5	34	2	4	68
	Johnson	0	0	2	16	0	0	18
	Massac	0	0	55	10	2	1	68
	Pope	0	0	0	0	0	0	0
	Pulaski	0	0	0	0	0	0	0
	Saline	0	0	0	0	0	0	0
	Union	1	0	3	7	0	0	11
	Williamson	0	0	97	23	0	0	120
<b>1st Circuit Total</b>		<b>4</b>	<b>24</b>	<b>174</b>	<b>90</b>	<b>4</b>	<b>5</b>	<b>301</b>
2nd	Crawford	5	3	19	1	0	0	28
	Edwards	0	0	4	2	0	0	6
	Franklin	0	0	90	22	1	0	113
	Gallatin	1	9	1	0	0	0	11
	Hamilton	0	0	21	3	1	0	25
	Hardin	1	14	2	2	1	0	20
	Jefferson	0	0	0	0	0	0	0
	Lawrence	3	0	26	7	0	0	36
	Richland	0	1	46	3	0	0	50
	Wabash	0	0	17	1	0	0	18
	Wayne	0	1	27	2	1	0	31
	White	1	16	3	4	1	0	25
<b>2nd Circuit Total</b>		<b>11</b>	<b>44</b>	<b>256</b>	<b>47</b>	<b>5</b>	<b>0</b>	<b>363</b>
3rd	Bond	0	10	3	2	2	0	17
	Madison	21	81	61	48	7	2	220
<b>3rd Circuit Total</b>		<b>21</b>	<b>91</b>	<b>64</b>	<b>50</b>	<b>9</b>	<b>2</b>	<b>237</b>
4th	Christian	2	11	128	19	3	0	163
	Clay	0	0	0	8	1	14	23
	Clinton	0	1	36	17	0	1	55
	Effingham	55	87	24	26	1	1	194
	Fayette	6	1	141	0	3	1	152
	Jasper	0	0	0	0	0	0	0
	Marion	0	1	321	179	1	4	506
	Montgomery	0	0	1	4	3	1	9
	Shelby	0	3	7	8	1	0	19
<b>4th Circuit Total</b>		<b>63</b>	<b>104</b>	<b>658</b>	<b>261</b>	<b>13</b>	<b>22</b>	<b>1,121</b>
5th	Clark	5	0	49	17	0	0	71
	Coles	0	0	220	149	4	0	373
	Cumberland	1	0	3	2	0	0	6
	Edgar	7	41	2	18	1	0	69
	Vermilion	0	1	0	35	3	0	39
<b>5th Circuit Total</b>		<b>13</b>	<b>42</b>	<b>274</b>	<b>221</b>	<b>8</b>	<b>0</b>	<b>558</b>

# ADULT PROBATION PROGRAMS ORDERED

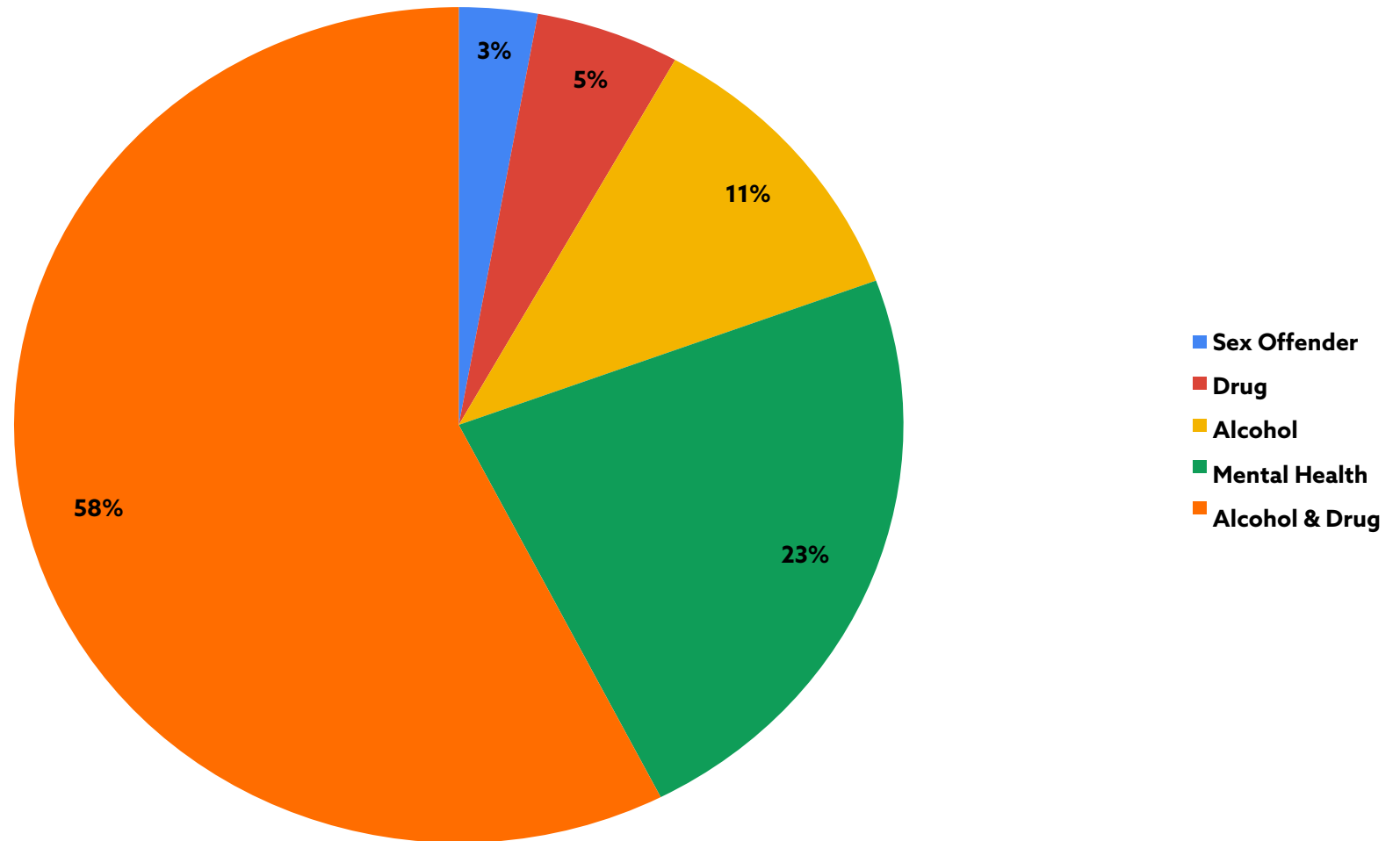
Circuit	County	Alcohol	Drug	Alcohol & Drug	Mental Health	Sex Offender	TASC	Total
6th	Champaign	11	6	250	66	5	1	339
	DeWitt	0	1	3	7	1	1	13
	Douglas	1	3	60	10	2	0	76
	Macon	2	52	7	69	6	2	138
	Moultrie	28	0	4	0	0	0	32
	Piatt	0	1	30	21	1	2	55
<b>6th Circuit Total</b>		<b>42</b>	<b>63</b>	<b>354</b>	<b>173</b>	<b>15</b>	<b>6</b>	<b>653</b>
7th	Greene	0	0	0	0	0	0	0
	Jersey	2	37	3	6	1	1	50
	Macoupin	6	38	23	20	3	2	92
	Morgan	1	0	47	39	0	1	88
	Sangamon	12	28	483	97	10	10	640
	Scott	0	0	0	0	0	0	0
<b>7th Circuit Total</b>		<b>21</b>	<b>103</b>	<b>556</b>	<b>162</b>	<b>14</b>	<b>14</b>	<b>870</b>
8th	Adams	1	25	383	371	4	0	784
	Brown	0	0	1	0	0	0	1
	Calhoun	2	5	9	2	0	1	19
	Cass	4	0	1	3	4	0	12
	Mason	0	1	0	0	0	0	1
	Menard	0	0	22	7	3	1	33
	Pike	0	0	0	24	2	0	26
	Schuyler	2	9	7	6	2	0	26
<b>8th Circuit Total</b>		<b>9</b>	<b>40</b>	<b>423</b>	<b>413</b>	<b>15</b>	<b>2</b>	<b>902</b>
9th	Fulton	0	0	48	11	0	9	68
	Hancock	0	0	79	68	2	0	149
	Henderson	0	0	24	0	1	0	25
	Knox	0	0	95	30	0	0	125
	McDonough	0	0	49	23	2	0	74
	Warren	0	0	19	9	0	0	28
<b>9th Circuit Total</b>		<b>0</b>	<b>0</b>	<b>314</b>	<b>141</b>	<b>5</b>	<b>9</b>	<b>469</b>
10th	Marshall	0	0	3	5	0	1	9
	Peoria	0	0	241	68	0	2	311
	Putnam	0	0	0	0	0	0	0
	Stark	0	0	1	8	0	0	9
	Tazewell	0	0	87	166	3	7	263
<b>10th Circuit Total</b>		<b>0</b>	<b>0</b>	<b>332</b>	<b>247</b>	<b>3</b>	<b>10</b>	<b>592</b>
11th	Ford	0	0	1	7	1	0	9
	Livingston	0	0	91	15	3	0	109
	Logan	0	0	145	29	1	6	181
	McLean	4	1	377	70	7	2	461
	Woodford	0	0	113	32	2	1	148
<b>11th Circuit Total</b>		<b>4</b>	<b>1</b>	<b>727</b>	<b>153</b>	<b>14</b>	<b>9</b>	<b>908</b>

# ADULT PROBATION PROGRAMS ORDERED

Circuit	County	Alcohol	Drug	Alcohol & Drug	Mental Health	Sex Offender	TASC	Total
<b>12th</b>	<b>Will</b>	<b>2</b>	<b>10</b>	<b>56</b>	<b>18</b>	<b>0</b>	<b>0</b>	<b>86</b>
13th	Bureau	0	0	6	0	1	2	9
	Grundy	1	0	0	0	1	3	5
	LaSalle	3	7	20	19	2	7	58
<b>13th Circuit Total</b>		<b>4</b>	<b>7</b>	<b>26</b>	<b>19</b>	<b>4</b>	<b>12</b>	<b>72</b>
14th	Henry	0	0	45	38	1	0	84
	Mercer	2	0	31	26	1	1	61
	Rock Island	19	19	550	204	4	0	796
	Whiteside	3	4	45	33	3	0	88
<b>14th Circuit Total</b>		<b>24</b>	<b>23</b>	<b>671</b>	<b>301</b>	<b>9</b>	<b>1</b>	<b>1,029</b>
15th	Carroll	10	0	3	11	1	2	27
	Jo Daviess	0	0	45	11	0	0	56
	Lee	44	0	29	5	3	0	81
	Ogle	0	2	10	21	3	3	39
	Stephenson	13	16	6	54	1	0	90
<b>15th Circuit Total</b>		<b>67</b>	<b>18</b>	<b>93</b>	<b>102</b>	<b>8</b>	<b>5</b>	<b>293</b>
<b>16th</b>	<b>Kane</b>	<b>72</b>	<b>33</b>	<b>437</b>	<b>233</b>	<b>48</b>	<b>8</b>	<b>831</b>
17th	Boone	15	60	88	93	10	1	267
	Winnebago	0	0	1,229	42	87	0	1,358
<b>17th Circuit Total</b>		<b>15</b>	<b>60</b>	<b>1,317</b>	<b>135</b>	<b>97</b>	<b>1</b>	<b>1,625</b>
<b>18th</b>	<b>DuPage</b>	<b>0</b>	<b>0</b>	<b>0</b>	<b>0</b>	<b>0</b>	<b>0</b>	<b>0</b>
<b>19th</b>	<b>Lake</b>	<b>5</b>	<b>8</b>	<b>192</b>	<b>59</b>	<b>32</b>	<b>0</b>	<b>296</b>
20th	Monroe	0	0	0	51	0	0	51
	Perry	2	6	1	12	0	14	35
	Randolph	0	4	24	19	0	7	54
	St. Clair	109	25	981	171	4	76	1,366
	Washington	0	2	2	5	1	0	10
<b>20th Circuit Total</b>		<b>111</b>	<b>37</b>	<b>1,008</b>	<b>258</b>	<b>5</b>	<b>97</b>	<b>1,516</b>
21st	Iroquois	1	5	2	0	2	0	10
	Kankakee	1	3	12	1	2	0	19
<b>21st Circuit Total</b>		<b>2</b>	<b>8</b>	<b>14</b>	<b>1</b>	<b>4</b>	<b>0</b>	<b>29</b>
<b>22nd</b>	<b>McHenry</b>	<b>16</b>	<b>53</b>	<b>0</b>	<b>28</b>	<b>8</b>	<b>0</b>	<b>105</b>
23rd	DeKalb	8	5	60	0	0	6	79
	Kendall	29	9	76	0	0	4	118
<b>23rd Circuit Total</b>		<b>37</b>	<b>14</b>	<b>136</b>	<b>0</b>	<b>0</b>	<b>10</b>	<b>197</b>
Cook *	Adult	464	167	1,599	574	189	269	3,262
	Social Service	1,042	0	748	505	8	0	2,303
<b>Cook County Total</b>		<b>1,506</b>	<b>167</b>	<b>2,347</b>	<b>1,079</b>	<b>197</b>	<b>269</b>	<b>5,565</b>
<b>Statewide Total</b>		<b>2,049</b>	<b>950</b>	<b>10,429</b>	<b>4,191</b>	<b>517</b>	<b>482</b>	<b>18,618</b>

\*Cook county is separated into "Adult" and "Social Service"; Adult handles felony cases and Social Services handles misdemeanor cases.

## 2021 Statewide Adult Programs Ordered



# ADULT RISK CLASSIFICATION

## AS OF DECEMBER 31, 2021

Circuit	County	Maximum	Medium	Minimum	Unclassified	Total
1st	Alexander	9	26	38	12	85
	Jackson	24	54	156	171	405
	Johnson	9	19	46	32	106
	Massac	10	60	84	55	209
	Pope	0	11	16	14	41
	Pulaski	0	8	25	10	43
	Saline	37	87	148	108	380
	Union	9	26	87	31	153
	Williamson	19	54	230	128	431
<b>1st Circuit Total</b>		<b>117</b>	<b>345</b>	<b>830</b>	<b>561</b>	<b>1,853</b>
2nd	Crawford	48	61	6	0	115
	Edwards	8	28	26	20	82
	Franklin	19	74	23	149	265
	Gallatin	2	13	31	5	51
	Hamilton	2	9	25	19	55
	Hardin	1	7	25	4	37
	Jefferson	7	77	149	191	424
	Lawrence	13	31	46	0	90
	Richland	13	122	67	56	258
	Wabash	4	100	31	1	136
	Wayne	5	61	52	50	168
	White	22	72	89	0	183
<b>2nd Circuit Total</b>		<b>144</b>	<b>655</b>	<b>570</b>	<b>495</b>	<b>1,864</b>
3rd	Bond	7	38	68	45	158
	Madison	247	622	715	9	1,593
<b>3rd Circuit Total</b>		<b>254</b>	<b>660</b>	<b>783</b>	<b>54</b>	<b>1,751</b>
4th	Christian	37	177	123	1	338
	Clay	6	19	49	86	160
	Clinton	17	33	15	59	124
	Effingham	40	94	110	31	275
	Fayette	31	63	58	87	239
	Jasper	8	14	67	48	137
	Marion	40	100	234	181	555
	Montgomery	9	51	30	94	184
	Shelby	5	11	76	31	123
<b>4th Circuit Total</b>		<b>193</b>	<b>562</b>	<b>762</b>	<b>618</b>	<b>2,135</b>
5th	Clark	10	20	42	45	117
	Coles	56	187	177	164	584
	Cumberland	4	12	19	19	54
	Edgar	1	33	96	22	152
	Vermilion	165	332	150	33	680
<b>5th Circuit Total</b>		<b>236</b>	<b>584</b>	<b>484</b>	<b>283</b>	<b>1,587</b>



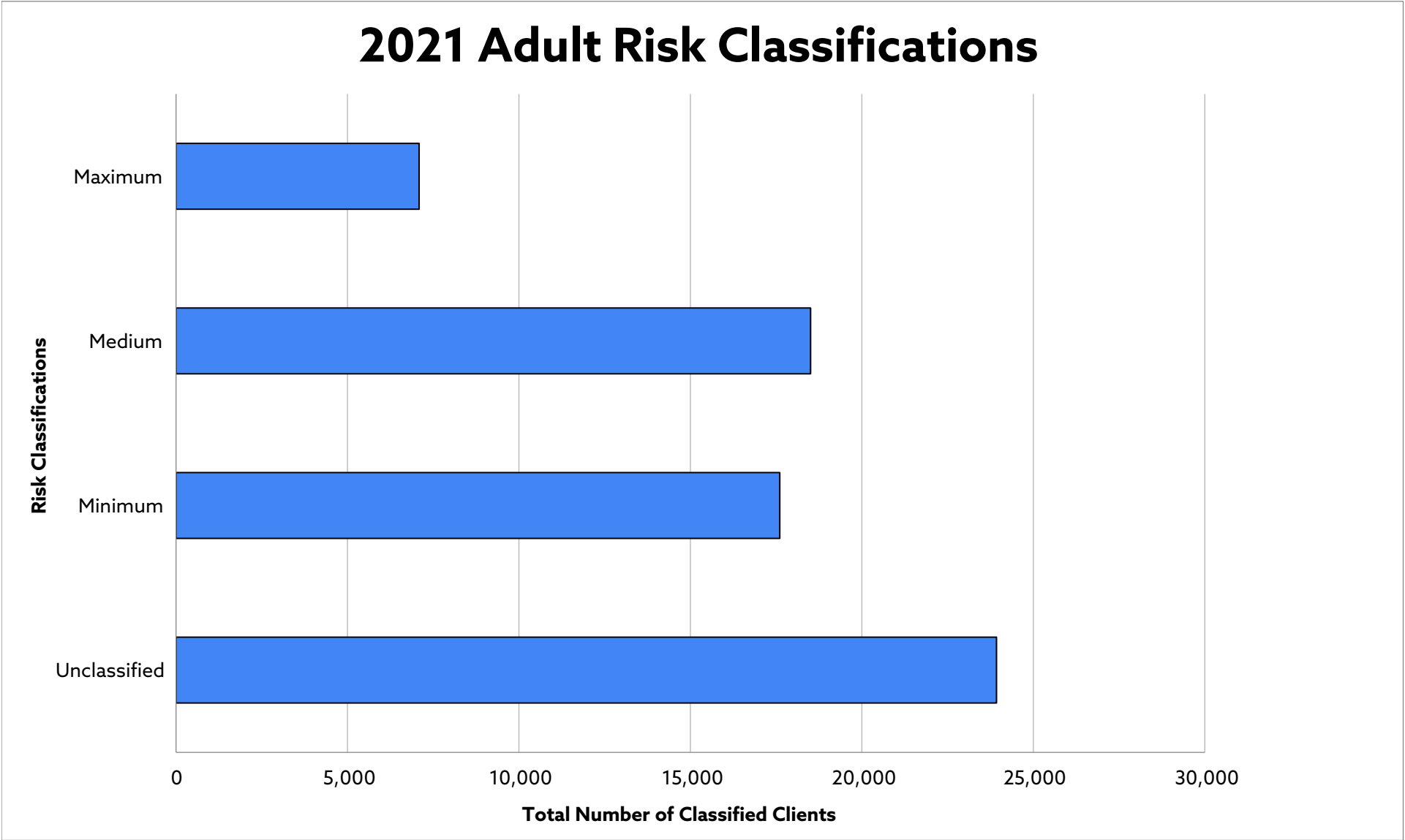
# ADULT RISK CLASSIFICATION

Circuit	County	Maximum	Medium	Minimum	Unclassified	Total
6th	Champaign	129	448	433	164	1,174
	DeWitt	4	15	36	49	104
	Douglas	1	34	114	52	201
	Macon	182	558	313	5	1,058
	Moultrie	2	13	63	61	139
	Piatt	6	60	85	5	156
<b>6th Circuit Total</b>		<b>324</b>	<b>1,128</b>	<b>1,044</b>	<b>336</b>	<b>2,832</b>
7th	Greene	17	39	60	38	154
	Jersey	6	30	43	145	224
	Macoupin	42	171	113	89	415
	Morgan	26	133	110	123	392
	Sangamon	238	402	134	120	894
	Scott	2	12	15	20	49
<b>7th Circuit Total</b>		<b>331</b>	<b>787</b>	<b>475</b>	<b>535</b>	<b>2,128</b>
8th	Adams	159	242	106	165	672
	Brown	2	11	13	5	31
	Calhoun	0	0	0	26	26
	Cass	21	21	38	32	112
	Mason	8	26	41	34	109
	Menard	2	12	10	6	30
	Pike	4	19	53	196	272
	Schuyler	2	20	50	17	89
<b>8th Circuit Total</b>		<b>198</b>	<b>351</b>	<b>311</b>	<b>481</b>	<b>1,341</b>
9th	Fulton	31	41	30	0	102
	Hancock	8	25	39	0	72
	Henderson	7	9	10	0	26
	Knox	72	93	103	0	268
	McDonough	18	22	41	1	82
	Warren	2	13	20	0	35
<b>9th Circuit Total</b>		<b>138</b>	<b>203</b>	<b>243</b>	<b>1</b>	<b>585</b>
10th	Marshall	4	13	31	21	69
	Peoria	97	678	93	91	959
	Putnam	0	3	8	33	44
	Stark	4	7	5	3	19
	Tazewell	341	118	30	92	581
<b>10th Circuit Total</b>		<b>446</b>	<b>819</b>	<b>167</b>	<b>240</b>	<b>1,672</b>
11th	Ford	8	23	49	12	92
	Livingston	13	55	41	110	219
	Logan	20	41	86	63	210
	McLean	196	446	407	8	1,057
	Woodford	2	23	55	206	286
<b>11th Circuit Total</b>		<b>239</b>	<b>588</b>	<b>638</b>	<b>399</b>	<b>1,864</b>

# ADULT RISK CLASSIFICATION

Circuit	County	Maximum	Medium	Minimum	Unclassified	Total
<b>12th</b>	<b>Will</b>	<b>162</b>	<b>528</b>	<b>372</b>	<b>104</b>	<b>1,166</b>
13th	Bureau	3	36	49	66	154
	Grundy	2	17	104	42	165
	LaSalle	29	193	177	17	416
<b>13th Circuit Total</b>		<b>34</b>	<b>246</b>	<b>330</b>	<b>125</b>	<b>735</b>
14th	Henry	73	76	32	2	183
	Mercer	2	58	17	0	77
	Rock Island	82	360	763	183	1,388
	Whiteside	100	142	221	0	463
<b>14th Circuit Total</b>		<b>257</b>	<b>636</b>	<b>1,033</b>	<b>185</b>	<b>2,111</b>
15th	Carroll	5	26	3	27	61
	Jo Daviess	16	41	43	45	145
	Lee	21	73	93	37	224
	Ogle	12	38	128	47	225
	Stephenson	96	183	55	55	389
<b>15th Circuit Total</b>		<b>150</b>	<b>361</b>	<b>322</b>	<b>211</b>	<b>1,044</b>
<b>16th</b>	<b>Kane</b>	<b>308</b>	<b>632</b>	<b>1,005</b>	<b>162</b>	<b>2,107</b>
17th	Boone	18	59	128	16	221
	Winnebago	626	892	279	223	2,020
<b>17th Circuit Total</b>		<b>644</b>	<b>951</b>	<b>407</b>	<b>239</b>	<b>2,241</b>
<b>18th</b>	<b>DuPage</b>	<b>684</b>	<b>1,023</b>	<b>966</b>	<b>0</b>	<b>2,673</b>
<b>19th</b>	<b>Lake</b>	<b>171</b>	<b>939</b>	<b>359</b>	<b>213</b>	<b>1,682</b>
20th	Monroe	2	8	9	212	231
	Perry	0	10	14	100	124
	Randolph	1	155	12	32	200
	St. Clair	409	769	239	339	1,756
	Washington	15	9	18	30	72
<b>20th Circuit Total</b>		<b>427</b>	<b>951</b>	<b>292</b>	<b>713</b>	<b>2,383</b>
21st	Iroquois	21	41	58	23	143
	Kankakee	177	272	81	0	530
<b>21st Circuit Total</b>		<b>198</b>	<b>313</b>	<b>139</b>	<b>23</b>	<b>673</b>
<b>22nd</b>	<b>McHenry</b>	<b>78</b>	<b>296</b>	<b>317</b>	<b>80</b>	<b>771</b>
23rd	DeKalb	45	113	91	110	359
	Kendall	8	132	18	42	200
<b>23rd Circuit Total</b>		<b>53</b>	<b>245</b>	<b>109</b>	<b>152</b>	<b>559</b>
Cook *	Adult	1,038	4,406	4,057	13,535	23,036
	Social Service	264	295	1,590	4,180	6,329
<b>Cook County Total</b>		<b>1,302</b>	<b>4,701</b>	<b>5,647</b>	<b>17,715</b>	<b>29,365</b>
<b>Statewide Total</b>		<b>7,088</b>	<b>18,504</b>	<b>17,605</b>	<b>23,925</b>	<b>67,122</b>

\*Cook county is separated into "Adult" and "Social Service"; Adult handles felony cases and Social Services handles misdemeanor cases.



# ACTIVE JUVENILE CASELOAD AS OF DECEMBER 31, 2021

Circuit	County	Probation	Supervision	CUS	Informal	Other	Total	Admin. *
1st	Alexander	3	0	1	0	0	4	1
	Jackson	13	0	12	0	0	25	0
	Johnson	3	0	2	7	1	13	5
	Massac	5	2	0	0	0	7	0
	Pope	3	0	1	0	0	4	2
	Pulaski	0	2	0	0	0	2	0
	Saline	2	2	0	3	0	7	1
	Union	2	0	3	2	0	7	3
	Williamson	10	0	9	4	1	24	2
<b>1st Circuit Total</b>		<b>41</b>	<b>6</b>	<b>28</b>	<b>16</b>	<b>2</b>	<b>93</b>	<b>14</b>
2nd	Crawford	12	0	0	0	0	12	1
	Edwards	3	0	0	0	0	3	0
	Franklin	10	0	0	14	2	26	1
	Gallatin	1	0	2	0	0	3	0
	Hamilton	5	0	0	0	0	5	0
	Hardin	1	0	3	1	0	5	0
	Jefferson	14	3	0	0	2	19	0
	Lawrence	6	3	0	0	0	9	4
	Richland	29	0	4	0	0	33	4
	Wabash	13	2	0	0	0	15	7
	Wayne	4	0	2	0	0	6	1
	White	10	0	1	0	0	11	1
<b>2nd Circuit Total</b>		<b>108</b>	<b>8</b>	<b>12</b>	<b>15</b>	<b>4</b>	<b>147</b>	<b>19</b>
3rd	Bond	2	0	12	1	0	15	5
	Madison	56	0	112	16	0	184	32
<b>3rd Circuit Total</b>		<b>58</b>	<b>0</b>	<b>124</b>	<b>17</b>	<b>0</b>	<b>199</b>	<b>37</b>
4th	Christian	27	0	12	0	1	40	6
	Clay	11	2	4	7	0	24	4
	Clinton	19	0	8	0	0	27	9
	Effingham	11	0	11	0	0	22	9
	Fayette	8	0	2	0	2	12	4
	Jasper	4	1	1	0	0	6	0
	Marion	29	2	8	0	0	39	9
	Montgomery	1	0	1	0	1	3	8
	Shelby	9	0	5	0	0	14	4
<b>4th Circuit Total</b>		<b>119</b>	<b>5</b>	<b>52</b>	<b>7</b>	<b>4</b>	<b>187</b>	<b>53</b>
5th	Clark	1	0	0	0	0	1	2
	Coles	31	1	0	4	0	36	10
	Cumberland	2	3	1	0	1	7	2
	Edgar	12	0	0	0	0	12	1
	Vermilion	50	0	29	0	0	79	0
<b>5th Circuit Total</b>		<b>96</b>	<b>4</b>	<b>30</b>	<b>4</b>	<b>1</b>	<b>135</b>	<b>15</b>

\*Cases are active but not under direct supervision due to low risk level, warrant, transfer out, etc.

# ACTIVE JUVENILE CASELOAD

Circuit	County	Probation	Supervision	CUS	Informal	Other	Total	Admin. *
6th	Champaign	53	0	5	6	0	64	6
	DeWitt	6	5	0	0	0	11	5
	Douglas	2	5	0	3	0	10	0
	Macon	27	0	39	0	0	66	0
	Moultrie	9	2	0	1	1	13	2
	Piatt	4	3	0	1	0	8	0
<b>6th Circuit Total</b>		<b>101</b>	<b>15</b>	<b>44</b>	<b>11</b>	<b>1</b>	<b>172</b>	<b>13</b>
7th	Greene	4	2	0	0	0	6	1
	Jersey	12	1	8	0	0	21	4
	Macoupin	8	3	15	0	0	26	6
	Morgan	9	3	0	14	0	26	2
	Sangamon	66	51	9	0	0	126	2
	Scott	3	0	0	0	0	3	0
<b>7th Circuit Total</b>		<b>102</b>	<b>60</b>	<b>32</b>	<b>14</b>	<b>0</b>	<b>208</b>	<b>15</b>
8th	Adams	25	0	2	0	0	27	2
	Brown	0	0	0	0	0	0	0
	Calhoun	1	0	0	0	0	1	1
	Cass	2	1	3	0	0	6	1
	Mason	5	0	4	0	0	9	0
	Menard	0	0	0	0	0	0	1
	Pike	6	0	12	0	0	18	7
	Schuyler	1	5	0	0	0	6	0
<b>8th Circuit Total</b>		<b>40</b>	<b>6</b>	<b>21</b>	<b>0</b>	<b>0</b>	<b>67</b>	<b>12</b>
9th	Fulton	5	0	8	4	0	17	1
	Hancock	2	0	2	3	0	7	2
	Henderson	3	0	1	3	0	7	1
	Knox	16	0	7	10	0	33	1
	McDonough	15	0	6	8	0	29	2
	Warren	2	0	3	0	0	5	0
<b>9th Circuit Total</b>		<b>43</b>	<b>0</b>	<b>27</b>	<b>28</b>	<b>0</b>	<b>98</b>	<b>7</b>
10th	Marshall	4	1	0	0	0	5	5
	Peoria	219	0	25	0	11	255	0
	Putnam	4	3	0	0	1	8	0
	Stark	4	0	0	0	0	4	0
	Tazewell	42	0	20	11	0	73	11
<b>10th Circuit Total</b>		<b>273</b>	<b>4</b>	<b>45</b>	<b>11</b>	<b>12</b>	<b>345</b>	<b>16</b>
11th	Ford	3	0	1	0	0	4	7
	Livingston	23	0	2	9	0	34	0
	Logan	9	2	2	0	0	13	3
	McLean	59	0	7	4	0	70	0
	Woodford	47	0	9	0	4	60	0
<b>11th Circuit Total</b>		<b>141</b>	<b>2</b>	<b>21</b>	<b>13</b>	<b>4</b>	<b>181</b>	<b>10</b>

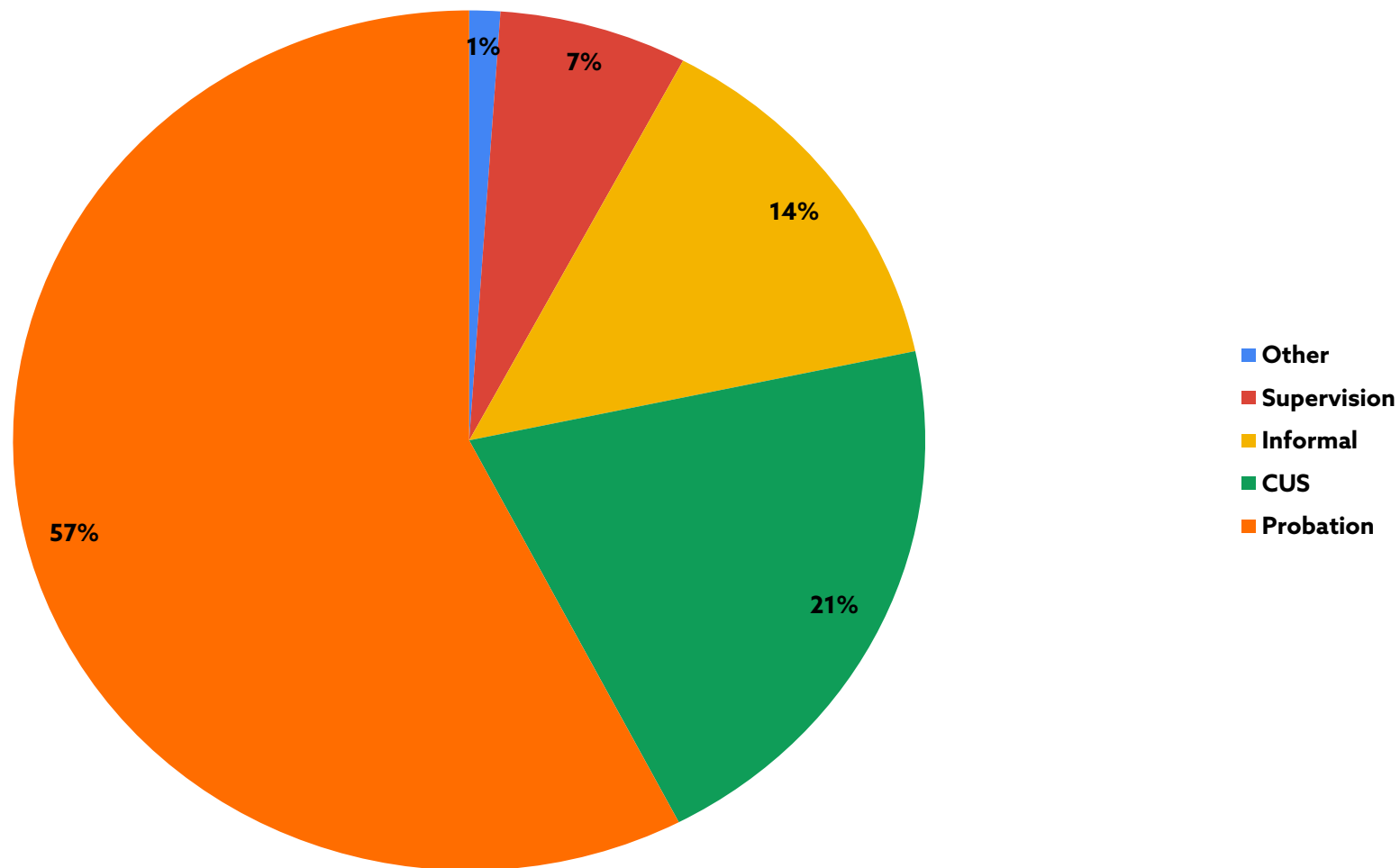
\*Cases are active but not under direct supervision due to low risk level, warrant, transfer out, etc.

# ACTIVE JUVENILE CASELOAD

Circuit	County	Probation	Supervision	CUS	Informal	Other	Total	Admin. *
<b>12th</b>	<b>Will</b>	<b>113</b>	<b>0</b>	<b>58</b>	<b>19</b>	<b>0</b>	<b>190</b>	<b>16</b>
13th	Bureau	15	3	2	0	0	20	7
	Grundy	7	8	0	2	0	17	1
	LaSalle	23	0	24	3	1	51	17
<b>13th Circuit Total</b>		<b>45</b>	<b>11</b>	<b>26</b>	<b>5</b>	<b>1</b>	<b>88</b>	<b>25</b>
14th	Henry	16	0	1	21	0	38	61
	Mercer	4	0	0	17	0	21	2
	Rock Island	43	0	16	67	0	126	44
	Whiteside	12	7	0	13	0	32	6
<b>14th Circuit Total</b>		<b>75</b>	<b>7</b>	<b>17</b>	<b>118</b>	<b>0</b>	<b>217</b>	<b>113</b>
15th	Carroll	3	0	0	5	0	8	0
	Jo Daviess	1	0	0	16	0	17	0
	Lee	8	0	2	4	0	14	1
	Ogle	19	22	0	1	0	42	1
	Stephenson	36	0	8	2	3	49	27
<b>15th Circuit Total</b>		<b>67</b>	<b>22</b>	<b>10</b>	<b>28</b>	<b>3</b>	<b>130</b>	<b>29</b>
<b>16th</b>	<b>Kane</b>	<b>153</b>	<b>0</b>	<b>49</b>	<b>14</b>	<b>0</b>	<b>216</b>	<b>5</b>
17th	Boone	32	0	6	9	0	47	0
	Winnebago	207	0	38	8	12	265	15
<b>17th Circuit Total</b>		<b>239</b>	<b>0</b>	<b>44</b>	<b>17</b>	<b>12</b>	<b>312</b>	<b>15</b>
<b>18th</b>	<b>DuPage</b>	<b>87</b>	<b>1</b>	<b>81</b>	<b>70</b>	<b>0</b>	<b>239</b>	<b>29</b>
<b>19th</b>	<b>Lake</b>	<b>71</b>	<b>0</b>	<b>46</b>	<b>5</b>	<b>0</b>	<b>122</b>	<b>3</b>
20th	Monroe	2	0	4	0	0	6	1
	Perry	6	0	4	0	0	10	0
	Randolph	5	0	6	0	0	11	1
	St. Clair	108	48	0	1	0	157	25
	Washington	3	0	1	0	0	4	7
<b>20th Circuit Total</b>		<b>124</b>	<b>48</b>	<b>15</b>	<b>1</b>	<b>0</b>	<b>188</b>	<b>34</b>
21st	Iroquois	18	0	0	3	0	21	1
	Kankakee	49	0	10	6	0	65	0
<b>21st Circuit Total</b>		<b>67</b>	<b>0</b>	<b>10</b>	<b>9</b>	<b>0</b>	<b>86</b>	<b>1</b>
<b>22nd</b>	<b>McHenry</b>	<b>18</b>	<b>0</b>	<b>60</b>	<b>33</b>	<b>0</b>	<b>111</b>	<b>4</b>
23rd	DeKalb	12	1	25	0	8	46	6
	Kendall	29	4	18	8	0	59	64
<b>23rd Circuit Total</b>		<b>41</b>	<b>5</b>	<b>43</b>	<b>8</b>	<b>8</b>	<b>105</b>	<b>70</b>
<b>Cook</b>	<b>Cook</b>	<b>513</b>	<b>113</b>	<b>89</b>	<b>197</b>	<b>0</b>	<b>912</b>	<b>67</b>
<b>Statewide Total</b>		<b>2,735</b>	<b>317</b>	<b>984</b>	<b>660</b>	<b>52</b>	<b>4,748</b>	<b>622</b>

\*Cases are active but not under direct supervision due to low risk level, warrant, transfer out, etc.

### 2021 Statewide Active Juvenile Caseload



# JUVENILE INVESTIGATIONS REPORT

## TOTALS FOR THE YEAR 2021

Circuit	County	Social History	Adoption	Contested Custody	Supp. Social Hist.	Intake Screening	Other	Total
1st	Alexander	2	0	0	0	0	0	2
	Jackson	4	0	0	0	4	0	8
	Johnson	1	0	0	0	0	0	1
	Massac	0	0	0	0	0	0	0
	Pope	2	0	0	0	0	0	2
	Pulaski	0	0	0	0	0	0	0
	Saline	0	0	0	0	14	0	14
	Union	5	0	0	0	0	0	5
	Williamson	3	0	0	1	55	0	59
<b>1st Circuit Total</b>		<b>17</b>	<b>0</b>	<b>0</b>	<b>1</b>	<b>73</b>	<b>0</b>	<b>91</b>
2nd	Crawford	0	0	0	0	0	0	0
	Edwards	0	0	0	0	0	0	0
	Franklin	2	0	0	0	0	0	2
	Gallatin	0	0	0	0	0	0	0
	Hamilton	0	0	0	0	0	0	0
	Hardin	0	0	0	0	0	0	0
	Jefferson	5	0	0	0	0	0	5
	Lawrence	0	0	0	0	0	0	0
	Richland	0	0	0	0	0	0	0
	Wabash	0	0	0	0	0	0	0
	Wayne	3	0	0	2	0	0	5
	White	1	0	0	0	0	0	1
<b>2nd Circuit Total</b>		<b>11</b>	<b>0</b>	<b>0</b>	<b>2</b>	<b>0</b>	<b>0</b>	<b>13</b>
3rd	Bond	0	0	0	0	0	10	10
	Madison	9	0	0	0	64	89	162
<b>3rd Circuit Total</b>		<b>9</b>	<b>0</b>	<b>0</b>	<b>0</b>	<b>64</b>	<b>99</b>	<b>172</b>
4th	Christian	0	0	0	0	1	1	2
	Clay	1	0	0	0	0	0	1
	Clinton	4	0	0	0	0	2	6
	Effingham	0	0	0	0	0	0	0
	Fayette	0	0	0	0	0	2	2
	Jasper	0	0	0	0	0	0	0
	Marion	1	0	0	0	0	0	1
	Montgomery	0	0	0	0	0	0	0
	Shelby	1	0	0	0	0	0	1
<b>4th Circuit Total</b>		<b>7</b>	<b>0</b>	<b>0</b>	<b>0</b>	<b>1</b>	<b>5</b>	<b>13</b>
5th	Clark	0	0	0	0	0	0	0
	Coles	0	0	0	0	0	0	0
	Cumberland	0	0	0	0	0	0	0
	Edgar	1	0	0	0	0	0	1
	Vermilion	28	0	0	0	0	1	29
<b>5th Circuit Total</b>		<b>29</b>	<b>0</b>	<b>0</b>	<b>0</b>	<b>0</b>	<b>1</b>	<b>30</b>



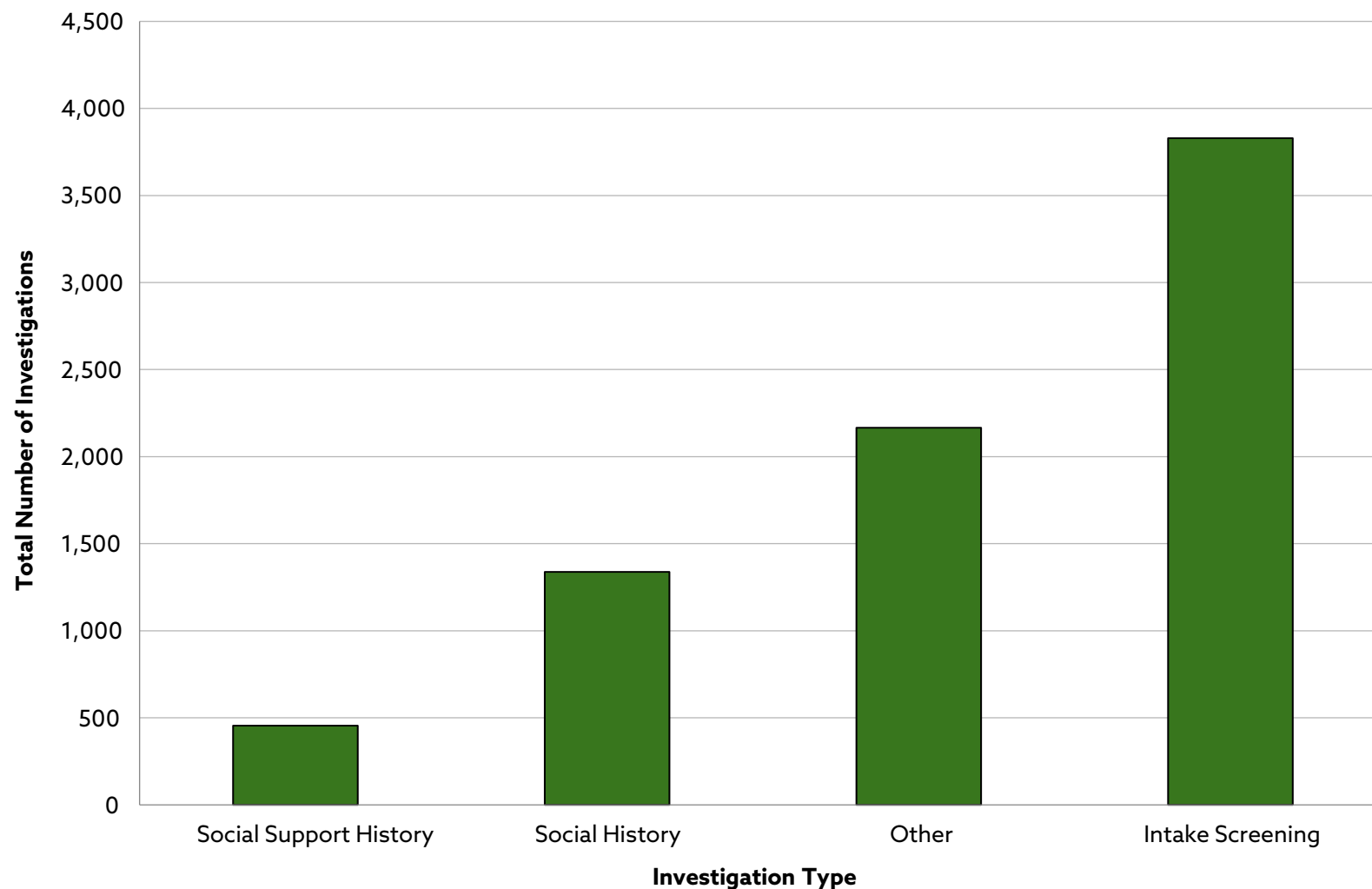
# JUVENILE INVESTIGATIONS REPORT

Circuit	County	Social History	Adoption	Contested Custody	Supp. Social Hist.	Intake Screening	Other	Total
6th	Champaign	41	0	0	3	0	71	115
	DeWitt	1	0	0	0	0	0	1
	Douglas	0	0	0	0	0	0	0
	Macon	10	0	0	1	0	18	29
	Moultrie	0	0	0	0	0	0	0
	Piatt	0	0	0	0	0	0	0
<b>6th Circuit Total</b>		<b>52</b>	<b>0</b>	<b>0</b>	<b>4</b>	<b>0</b>	<b>89</b>	<b>145</b>
7th	Greene	0	0	0	0	0	0	0
	Jersey	1	0	0	0	0	0	1
	Macoupin	0	0	0	1	0	0	1
	Morgan	6	0	0	1	76	9	92
	Sangamon	20	0	0	0	186	411	617
	Scott	0	0	0	0	0	0	0
<b>7th Circuit Total</b>		<b>27</b>	<b>0</b>	<b>0</b>	<b>2</b>	<b>262</b>	<b>420</b>	<b>711</b>
8th	Adams	27	0	0	10	3	0	40
	Brown	0	0	0	0	0	0	0
	Calhoun	0	0	0	0	0	0	0
	Cass	2	0	0	0	0	0	2
	Mason	2	0	0	0	0	7	9
	Menard	0	0	0	0	0	0	0
	Pike	2	0	0	0	0	0	2
	Schuyler	0	0	0	0	0	0	0
<b>8th Circuit Total</b>		<b>33</b>	<b>0</b>	<b>0</b>	<b>10</b>	<b>3</b>	<b>7</b>	<b>53</b>
9th	Fulton	1	0	0	0	38	5	44
	Hancock	0	0	0	0	12	6	18
	Henderson	1	0	0	0	11	5	17
	Knox	0	0	0	0	13	40	53
	McDonough	5	0	0	0	62	27	94
	Warren	1	0	0	0	13	10	24
<b>9th Circuit Total</b>		<b>8</b>	<b>0</b>	<b>0</b>	<b>0</b>	<b>149</b>	<b>93</b>	<b>250</b>
10th	Marshall	1	0	0	0	0	0	1
	Peoria	132	1	0	41	0	99	273
	Putnam	1	0	0	0	0	0	1
	Stark	0	0	0	0	0	0	0
	Tazewell	8	0	0	0	138	59	205
<b>10th Circuit Total</b>		<b>142</b>	<b>1</b>	<b>0</b>	<b>41</b>	<b>138</b>	<b>158</b>	<b>480</b>
11th	Ford	6	0	0	0	0	0	6
	Livingston	1	0	0	0	121	0	122
	Logan	0	0	0	0	0	0	0
	McLean	36	0	0	80	1,641	15	1,772
	Woodford	19	0	0	0	0	0	19
<b>11th Circuit Total</b>		<b>62</b>	<b>0</b>	<b>0</b>	<b>80</b>	<b>1,762</b>	<b>15</b>	<b>1,919</b>

# JUVENILE INVESTIGATIONS REPORT

Circuit	County	Social History	Adoption	Contested Custody	Supp. Social Hist.	Intake Screening	Other	Total
<b>12th</b>	<b>Will</b>	<b>4</b>	<b>0</b>	<b>0</b>	<b>0</b>	<b>232</b>	<b>0</b>	<b>236</b>
13th	Bureau	2	0	0	0	12	0	14
	Grundy	0	0	0	0	23	0	23
	LaSalle	3	2	0	0	34	1	40
<b>13th Circuit Total</b>		<b>5</b>	<b>2</b>	<b>0</b>	<b>0</b>	<b>69</b>	<b>1</b>	<b>77</b>
14th	Henry	2	0	0	0	68	37	107
	Mercer	2	0	0	0	0	1	3
	Rock Island	51	0	0	8	136	233	428
	Whiteside	0	0	0	0	49	14	63
<b>14th Circuit Total</b>		<b>55</b>	<b>0</b>	<b>0</b>	<b>8</b>	<b>253</b>	<b>285</b>	<b>601</b>
15th	Carroll	0	0	0	0	0	0	0
	Jo Daviess	0	0	0	0	0	0	0
	Lee	2	0	0	0	23	72	97
	Ogle	0	0	0	0	36	2	38
	Stephenson	2	0	0	0	0	0	2
<b>15th Circuit Total</b>		<b>4</b>	<b>0</b>	<b>0</b>	<b>0</b>	<b>59</b>	<b>74</b>	<b>137</b>
<b>16th</b>	<b>Kane</b>	<b>126</b>	<b>0</b>	<b>0</b>	<b>224</b>	<b>62</b>	<b>422</b>	<b>834</b>
17th	Boone	4	0	0	0	48	0	52
	Winnebago	12	0	1	22	439	0	474
<b>17th Circuit Total</b>		<b>16</b>	<b>0</b>	<b>1</b>	<b>22</b>	<b>487</b>	<b>0</b>	<b>526</b>
<b>18th</b>	<b>DuPage</b>	<b>151</b>	<b>51</b>	<b>0</b>	<b>0</b>	<b>0</b>	<b>91</b>	<b>293</b>
<b>19th</b>	<b>Lake</b>	<b>114</b>	<b>1</b>	<b>0</b>	<b>21</b>	<b>30</b>	<b>140</b>	<b>306</b>
20th	Monroe	0	0	0	0	0	0	0
	Perry	1	0	0	0	0	0	1
	Randolph	6	0	0	0	0	1	7
	St. Clair	24	0	0	8	0	3	35
	Washington	0	0	0	0	0	0	0
<b>20th Circuit Total</b>		<b>31</b>	<b>0</b>	<b>0</b>	<b>8</b>	<b>0</b>	<b>4</b>	<b>43</b>
21st	Iroquois	0	0	0	0	9	13	22
	Kankakee	7	0	0	1	73	111	192
<b>21st Circuit Total</b>		<b>7</b>	<b>0</b>	<b>0</b>	<b>1</b>	<b>82</b>	<b>124</b>	<b>214</b>
<b>22nd</b>	<b>McHenry</b>	<b>44</b>	<b>0</b>	<b>0</b>	<b>1</b>	<b>55</b>	<b>5</b>	<b>105</b>
23rd	DeKalb	0	0	0	0	0	60	60
	Kendall	29	0	0	5	38	73	145
<b>23rd Circuit Total</b>		<b>29</b>	<b>0</b>	<b>0</b>	<b>5</b>	<b>38</b>	<b>133</b>	<b>205</b>
<b>Cook</b>	<b>Cook</b>	<b>355</b>	<b>0</b>	<b>0</b>	<b>25</b>	<b>10</b>	<b>0</b>	<b>390</b>
<b>Statewide Total</b>		<b>1,338</b>	<b>55</b>	<b>1</b>	<b>455</b>	<b>3,829</b>	<b>2,166</b>	<b>7,844</b>

## Statewide Juvenile Investigations



# JUVENILE RISK CLASSIFICATION AS OF DECEMBER 31, 2021

Circuit	County	Maximum	Medium	Minimum	Unclassified	Total
1st	Alexander	0	0	3	1	4
	Jackson	0	0	5	20	25
	Johnson	0	1	1	11	13
	Massac	0	1	5	1	7
	Pope	0	1	1	2	4
	Pulaski	0	0	0	2	2
	Saline	0	1	3	3	7
	Union	0	1	3	3	7
	Williamson	0	5	9	10	24
<b>1st Circuit Total</b>		<b>0</b>	<b>10</b>	<b>30</b>	<b>53</b>	<b>93</b>
2nd	Crawford	6	4	2	0	12
	Edwards	0	0	1	2	3
	Franklin	1	5	19	1	26
	Gallatin	0	0	3	0	3
	Hamilton	0	1	1	3	5
	Hardin	1	0	4	0	5
	Jefferson	0	1	6	12	19
	Lawrence	0	1	8	0	9
	Richland	4	13	11	5	33
	Wabash	1	7	7	0	15
	Wayne	0	3	1	2	6
	White	0	11	0	0	11
<b>2nd Circuit Total</b>		<b>13</b>	<b>46</b>	<b>63</b>	<b>25</b>	<b>147</b>
3rd	Bond	1	0	13	1	15
	Madison	7	74	84	19	184
<b>3rd Circuit Total</b>		<b>8</b>	<b>74</b>	<b>97</b>	<b>20</b>	<b>199</b>
4th	Christian	0	19	21	0	40
	Clay	0	2	6	16	24
	Clinton	6	14	5	2	27
	Effingham	4	2	11	5	22
	Fayette	2	4	4	2	12
	Jasper	0	0	4	2	6
	Marion	1	4	21	13	39
	Montgomery	0	0	3	0	3
	Shelby	0	2	10	2	14
<b>4th Circuit Total</b>		<b>13</b>	<b>47</b>	<b>85</b>	<b>42</b>	<b>187</b>
5th	Clark	0	0	0	1	1
	Coles	0	6	16	14	36
	Cumberland	0	0	1	6	7
	Edgar	0	0	12	0	12
	Vermilion	13	19	47	0	79
<b>5th Circuit Total</b>		<b>13</b>	<b>25</b>	<b>76</b>	<b>21</b>	<b>135</b>

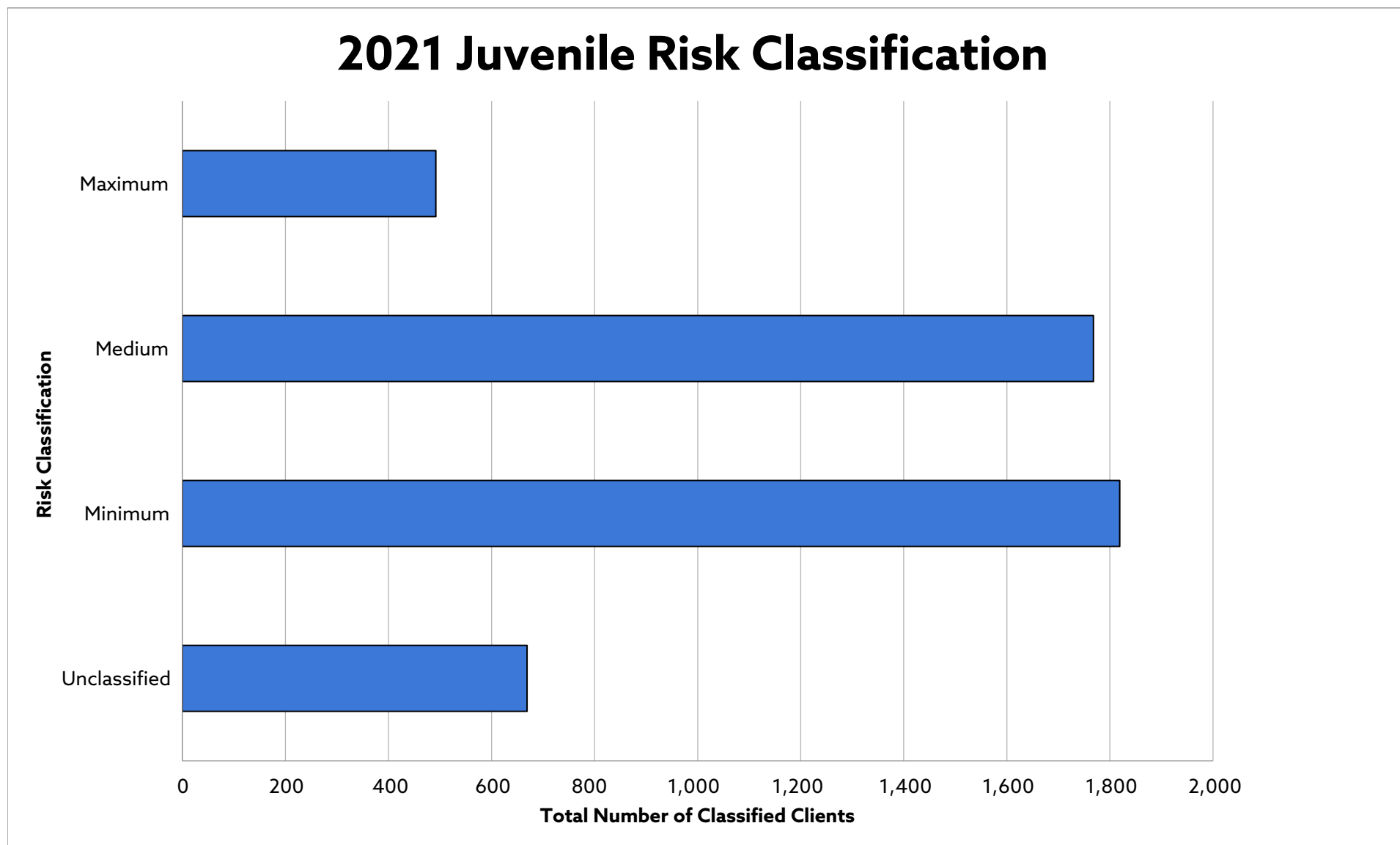
# JUVENILE RISK CLASSIFICATION

Circuit	County	Maximum	Medium	Minimum	Unclassified	Total
6th	Champaign	3	17	30	14	64
	DeWitt	0	1	1	9	11
	Douglas	0	0	9	1	10
	Macon	8	18	39	1	66
	Moultrie	0	0	4	9	13
	Piatt	1	3	3	1	8
<b>6th Circuit Total</b>		<b>12</b>	<b>39</b>	<b>86</b>	<b>35</b>	<b>172</b>
7th	Greene	0	1	0	5	6
	Jersey	0	0	5	16	21
	Macoupin	2	3	13	8	26
	Morgan	4	14	5	3	26
	Sangamon	25	47	39	15	126
	Scott	0	1	0	2	3
<b>7th Circuit Total</b>		<b>31</b>	<b>66</b>	<b>62</b>	<b>49</b>	<b>208</b>
8th	Adams	0	11	13	3	27
	Brown	0	0	0	0	0
	Calhoun	0	0	0	1	1
	Cass	0	1	2	3	6
	Mason	0	0	9	0	9
	Menard	0	0	0	0	0
	Pike	0	0	4	14	18
	Schuyler	0	1	3	2	6
<b>8th Circuit Total</b>		<b>0</b>	<b>13</b>	<b>31</b>	<b>23</b>	<b>67</b>
9th	Fulton	1	6	10	0	17
	Hancock	0	3	4	0	7
	Henderson	0	4	3	0	7
	Knox	0	17	10	6	33
	McDonough	3	14	9	3	29
	Warren	0	0	4	1	5
<b>9th Circuit Total</b>		<b>4</b>	<b>44</b>	<b>40</b>	<b>10</b>	<b>98</b>
10th	Marshall	0	1	1	3	5
	Peoria	33	110	92	20	255
	Putnam	0	0	2	6	8
	Stark	1	0	2	1	4
	Tazewell	9	35	22	7	73
<b>10th Circuit Total</b>		<b>43</b>	<b>146</b>	<b>119</b>	<b>37</b>	<b>345</b>
11th	Ford	1	0	3	0	4
	Livingston	2	9	13	10	34
	Logan	0	0	11	2	13
	McLean	7	33	30	0	70
	Woodford	7	14	11	28	60
<b>11th Circuit Total</b>		<b>17</b>	<b>56</b>	<b>68</b>	<b>40</b>	<b>181</b>

# JUVENILE RISK CLASSIFICATION

Circuit	County	Maximum	Medium	Minimum	Unclassified	Total
<b>12th</b>	<b>Will</b>	<b>17</b>	<b>76</b>	<b>76</b>	<b>21</b>	<b>190</b>
13th	Bureau	1	5	8	6	20
	Grundy	0	0	16	1	17
	LaSalle	3	35	13	0	51
<b>13th Circuit Total</b>		<b>4</b>	<b>40</b>	<b>37</b>	<b>7</b>	<b>88</b>
14th	Henry	4	23	6	5	38
	Mercer	4	1	16	0	21
	Rock Island	36	47	14	29	126
	Whiteside	0	5	27	0	32
<b>14th Circuit Total</b>		<b>44</b>	<b>76</b>	<b>63</b>	<b>34</b>	<b>217</b>
15th	Carroll	0	3	3	2	8
	Jo Daviess	0	0	2	15	17
	Lee	1	9	3	1	14
	Ogle	0	6	33	3	42
	Stephenson	6	15	4	24	49
<b>15th Circuit Total</b>		<b>7</b>	<b>33</b>	<b>45</b>	<b>45</b>	<b>130</b>
<b>16th</b>	<b>Kane</b>	<b>34</b>	<b>81</b>	<b>91</b>	<b>10</b>	<b>216</b>
17th	Boone	2	32	12	1	47
	Winnebago	57	125	49	34	265
<b>17th Circuit Total</b>		<b>59</b>	<b>157</b>	<b>61</b>	<b>35</b>	<b>312</b>
<b>18th</b>	<b>DuPage</b>	<b>24</b>	<b>82</b>	<b>63</b>	<b>70</b>	<b>239</b>
<b>19th</b>	<b>Lake</b>	<b>16</b>	<b>78</b>	<b>24</b>	<b>4</b>	<b>122</b>
20th	Monroe	0	0	0	6	6
	Perry	0	1	0	9	10
	Randolph	1	4	1	5	11
	St. Clair	6	56	74	21	157
	Washington	0	0	0	4	4
<b>20th Circuit Total</b>		<b>7</b>	<b>61</b>	<b>75</b>	<b>45</b>	<b>188</b>
21st	Iroquois	2	11	2	6	21
	Kankakee	5	43	17	0	65
<b>21st Circuit Total</b>		<b>7</b>	<b>54</b>	<b>19</b>	<b>6</b>	<b>86</b>
<b>22nd</b>	<b>McHenry</b>	<b>6</b>	<b>25</b>	<b>72</b>	<b>8</b>	<b>111</b>
23rd	DeKalb	6	15	12	13	46
	Kendall	5	30	8	16	59
<b>23rd Circuit Total</b>		<b>11</b>	<b>45</b>	<b>20</b>	<b>29</b>	<b>105</b>
<b>Cook</b>	<b>Cook</b>	<b>102</b>	<b>394</b>	<b>416</b>	<b>0</b>	<b>912</b>
<b>Statewide Total</b>		<b>492</b>	<b>1,768</b>	<b>1,819</b>	<b>669</b>	<b>4,748</b>

# JUVENILE RISK CLASSIFICATION



# JUVENILE PETITIONS CONTINUED UNDER SUPERVISION/ ADJUDICATIONS TOTALS FOR THE YEAR 2021

Circuit	County	Continued Under Supervision		Adjudication		Total
		Delinquency	Truancy	Delinquency	Truancy	
1st	Alexander	0	0	3	0	3
	Jackson	10	0	12	0	22
	Johnson	4	0	3	0	7
	Massac	0	0	5	0	5
	Pope	2	0	6	0	8
	Pulaski	0	0	0	0	0
	Saline	0	0	4	0	4
	Union	3	0	9	0	12
	Williamson	3	0	10	0	13
	<b>1st Circuit Total</b>	<b>22</b>	<b>0</b>	<b>52</b>	<b>0</b>	<b>74</b>
2nd	Crawford	0	0	0	0	0
	Edwards	0	0	0	0	0
	Franklin	0	0	0	0	0
	Gallatin	2	0	0	0	2
	Hamilton	0	0	0	0	0
	Hardin	0	0	1	0	1
	Jefferson	4	0	25	0	29
	Lawrence	3	0	8	0	11
	Richland	4	0	2	0	6
	Wabash	0	0	0	0	0
	Wayne	1	0	6	0	7
	White	0	0	0	0	0
	<b>2nd Circuit Total</b>	<b>14</b>	<b>0</b>	<b>42</b>	<b>0</b>	<b>56</b>
3rd	Bond	0	0	10	0	10
	Madison	124	0	55	0	179
<b>3rd Circuit Total</b>		<b>124</b>	<b>0</b>	<b>65</b>	<b>0</b>	<b>189</b>
4th	Christian	14	0	22	0	36
	Clay	3	0	9	0	12
	Clinton	11	2	14	0	27
	Effingham	15	0	10	0	25
	Fayette	5	0	14	0	19
	Jasper	9	0	2	0	11
	Marion	7	0	30	0	37
	Montgomery	3	0	3	0	6
	Shelby	7	0	11	0	18
	<b>4th Circuit Total</b>	<b>74</b>	<b>2</b>	<b>115</b>	<b>0</b>	<b>191</b>
5th	Clark	0	0	1	0	1
	Coles	1	0	42	0	43
	Cumberland	3	0	5	0	8
	Edgar	1	0	9	0	10
	Vermilion	0	0	62	0	62
<b>5th Circuit Total</b>		<b>5</b>	<b>0</b>	<b>119</b>	<b>0</b>	<b>124</b>



# JUVENILE PETITIONS CONTINUED UNDER SUPERVISION/ADJUDICATIONS

Circuit	County	Continued Under Supervision		Adjudication		Total
		Delinquency	Truancy	Delinquency	Truancy	
6th	Champaign	3	0	44	0	47
	DeWitt	0	0	16	0	16
	Douglas	5	0	2	0	7
	Macon	37	0	20	0	57
	Moultrie	3	0	8	0	11
	Piatt	0	0	5	0	5
<b>6th Circuit Total</b>		<b>48</b>	<b>0</b>	<b>95</b>	<b>0</b>	<b>143</b>
7th	Greene	0	0	4	0	4
	Jersey	8	0	14	0	22
	Macoupin	0	0	28	0	28
	Morgan	0	0	8	0	8
	Sangamon	7	0	32	0	39
	Scott	0	0	2	0	2
<b>7th Circuit Total</b>		<b>15</b>	<b>0</b>	<b>88</b>	<b>0</b>	<b>103</b>
8th	Adams	2	0	27	0	29
	Brown	0	0	0	0	0
	Calhoun	0	0	0	0	0
	Cass	3	0	2	0	5
	Mason	0	0	6	0	6
	Menard	0	0	2	0	2
	Pike	10	0	10	0	20
	Schuyler	0	0	4	0	4
<b>8th Circuit Total</b>		<b>15</b>	<b>0</b>	<b>51</b>	<b>0</b>	<b>66</b>
9th	Fulton	10	0	6	0	16
	Hancock	2	0	1	0	3
	Henderson	0	0	2	0	2
	Knox	12	0	21	0	33
	McDonough	7	0	8	0	15
	Warren	1	0	2	0	3
<b>9th Circuit Total</b>		<b>32</b>	<b>0</b>	<b>40</b>	<b>0</b>	<b>72</b>
10th	Marshall	0	0	12	0	12
	Peoria	14	0	147	0	161
	Putnam	3	0	3	0	6
	Stark	0	0	2	0	2
	Tazewell	29	0	44	0	73
<b>10th Circuit Total</b>		<b>46</b>	<b>0</b>	<b>208</b>	<b>0</b>	<b>254</b>
11th	Ford	0	0	1	0	1
	Livingston	0	0	19	0	19
	Logan	1	0	9	0	10
	McLean	2	0	36	0	38
	Woodford	5	0	18	0	23
<b>11th Circuit Total</b>		<b>8</b>	<b>0</b>	<b>83</b>	<b>0</b>	<b>91</b>

# JUVENILE PETITIONS CONTINUED UNDER SUPERVISION/ADJUDICATIONS

Circuit	County	Continued Under Supervision		Adjudication		Total
		Delinquency	Truancy	Delinquency	Truancy	
<b>12th</b>	<b>Will</b>	<b>14</b>	<b>0</b>	<b>94</b>	<b>0</b>	<b>108</b>
13th	Bureau	3	0	11	0	14
	Grundy	10	0	7	0	17
	LaSalle	18	0	25	0	43
<b>13th Circuit Total</b>		<b>31</b>	<b>0</b>	<b>43</b>	<b>0</b>	<b>74</b>
14th	Henry	0	0	19	0	19
	Mercer	0	0	7	0	7
	Rock Island	23	0	57	0	80
	Whiteside	0	0	16	1	17
<b>14th Circuit Total</b>		<b>23</b>	<b>0</b>	<b>99</b>	<b>1</b>	<b>123</b>
15th	Carroll	0	0	2	0	2
	Jo Daviess	0	0	0	0	0
	Lee	1	0	7	0	8
	Ogle	0	0	53	0	53
	Stephenson	11	0	37	0	48
<b>15th Circuit Total</b>		<b>12</b>	<b>0</b>	<b>99</b>	<b>0</b>	<b>111</b>
<b>16th</b>	<b>Kane</b>	<b>43</b>	<b>0</b>	<b>85</b>	<b>0</b>	<b>128</b>
17th	Boone	6	0	56	0	62
	Winnebago	32	0	60	0	92
<b>17th Circuit Total</b>		<b>38</b>	<b>0</b>	<b>116</b>	<b>0</b>	<b>154</b>
<b>18th</b>	<b>DuPage</b>	<b>57</b>	<b>0</b>	<b>69</b>	<b>0</b>	<b>126</b>
<b>19th</b>	<b>Lake</b>	<b>0</b>	<b>0</b>	<b>145</b>	<b>0</b>	<b>145</b>
20th	Monroe	1	0	0	0	1
	Perry	0	0	2	0	2
	Randolph	3	0	7	0	10
	St. Clair	0	0	0	0	0
	Washington	7	0	2	0	9
<b>20th Circuit Total</b>		<b>11</b>	<b>0</b>	<b>11</b>	<b>0</b>	<b>22</b>
21st	Iroquois	0	0	16	0	16
	Kankakee	10	0	39	0	49
<b>21st Circuit Total</b>		<b>10</b>	<b>0</b>	<b>55</b>	<b>0</b>	<b>65</b>
<b>22nd</b>	<b>McHenry</b>	<b>7</b>	<b>0</b>	<b>10</b>	<b>0</b>	<b>17</b>
23rd	DeKalb	26	0	11	0	37
	Kendall	13	1	54	7	75
<b>23rd Circuit Total</b>		<b>39</b>	<b>1</b>	<b>65</b>	<b>7</b>	<b>112</b>
<b>Cook</b>	<b>Cook</b>	<b>0</b>	<b>0</b>	<b>733</b>	<b>0</b>	<b>733</b>
<b>Statewide Total</b>		<b>688</b>	<b>3</b>	<b>2,582</b>	<b>8</b>	<b>3,281</b>

# JUVENILE PROGRAMS ORDERED TOTALS FOR THE YEAR 2021

Circuit	County	Alcohol	Drug	Alcohol & Drug	Youth Services	Mental Health	Alt. Ed.	TASC	UDIS	JTPA	Other	Total
1st	Alexander	0	0	0	0	0	0	0	0	0	0	0
	Jackson	0	0	0	0	1	0	0	0	0	63	64
	Johnson	0	0	1	0	0	0	0	0	0	1	2
	Massac	0	0	2	0	0	0	0	0	0	6	8
	Pope	0	0	0	0	0	0	0	0	0	1	1
	Pulaski	0	0	0	0	0	0	0	0	0	0	0
	Saline	0	0	0	0	0	0	0	0	0	0	0
	Union	0	1	1	1	0	0	0	0	0	53	56
	Williamson	0	0	1	3	0	0	0	0	0	41	45
<b>1st Circuit Total</b>		<b>0</b>	<b>1</b>	<b>5</b>	<b>4</b>	<b>1</b>	<b>0</b>	<b>0</b>	<b>0</b>	<b>0</b>	<b>165</b>	<b>176</b>
2nd	Crawford	0	0	0	0	0	0	0	0	0	0	0
	Edwards	0	0	0	0	0	0	0	0	0	0	0
	Franklin	0	0	11	0	1	0	0	0	0	3	15
	Gallatin	1	0	0	0	0	0	0	0	0	0	1
	Hamilton	0	0	0	0	0	0	0	0	0	0	0
	Hardin	0	0	1	0	0	0	0	0	0	0	1
	Jefferson	0	0	0	0	0	0	0	0	0	0	0
	Lawrence	0	0	1	0	0	0	0	0	0	0	1
	Richland	0	0	2	0	0	0	0	0	0	0	2
	Wabash	0	0	0	0	0	0	0	0	0	0	0
	Wayne	0	0	2	0	0	0	0	0	0	0	2
	White	0	0	0	0	0	0	0	0	0	0	0
<b>2nd Circuit Total</b>		<b>1</b>	<b>0</b>	<b>17</b>	<b>0</b>	<b>1</b>	<b>0</b>	<b>0</b>	<b>0</b>	<b>0</b>	<b>3</b>	<b>22</b>
3rd	Bond	0	0	0	0	0	0	0	0	0	8	8
	Madison	1	13	0	0	16	0	0	0	0	135	165
<b>3rd Circuit Total</b>		<b>1</b>	<b>13</b>	<b>0</b>	<b>0</b>	<b>16</b>	<b>0</b>	<b>0</b>	<b>0</b>	<b>0</b>	<b>143</b>	<b>173</b>
4th	Christian	0	0	2	0	2	0	0	0	0	100	104
	Clay	0	0	0	1	0	0	3	0	0	26	30
	Clinton	0	1	1	0	2	0	0	0	0	30	34
	Effingham	0	0	0	0	0	0	0	0	0	24	24
	Fayette	0	0	4	0	3	0	0	0	0	11	18
	Jasper	0	0	0	0	0	0	0	0	0	0	0
	Marion	0	0	19	14	29	13	0	0	0	73	148
	Montgomery	0	0	0	0	0	0	0	0	0	24	24
	Shelby	0	1	0	0	3	0	0	0	0	0	4
<b>4th Circuit Total</b>		<b>0</b>	<b>2</b>	<b>26</b>	<b>15</b>	<b>39</b>	<b>13</b>	<b>3</b>	<b>0</b>	<b>0</b>	<b>288</b>	<b>386</b>
5th	Clark	0	0	1	0	1	0	0	0	0	0	2
	Coles	0	0	3	0	22	0	0	0	0	20	45
	Cumberland	0	0	0	0	0	0	0	0	0	0	0
	Edgar	0	1	0	0	4	0	0	0	0	0	5
	Vermilion	1	0	0	0	2	0	0	0	0	243	246
<b>5th Circuit Total</b>		<b>1</b>	<b>1</b>	<b>4</b>	<b>0</b>	<b>29</b>	<b>0</b>	<b>0</b>	<b>0</b>	<b>0</b>	<b>263</b>	<b>298</b>

# JUVENILE PROGRAMS ORDERED

Circuit	County	Alcohol	Drug	Alcohol & Drug	Youth Services	Mental Health	Alt. Ed.	TASC	UDIS	JTPA	Other	Total
6th	Champaign	0	0	3	0	0	0	0	0	0	1	4
	DeWitt	0	0	0	0	5	0	0	0	0	7	12
	Douglas	0	0	1	0	3	0	0	0	0	4	8
	Macon	1	0	0	0	15	0	0	0	0	98	114
	Moultrie	0	0	0	0	0	0	0	0	0	0	0
	Piatt	0	0	2	0	1	1	0	0	0	0	4
<b>6th Circuit Total</b>		<b>1</b>	<b>0</b>	<b>6</b>	<b>0</b>	<b>24</b>	<b>1</b>	<b>0</b>	<b>0</b>	<b>0</b>	<b>110</b>	<b>142</b>
7th	Greene	0	0	0	0	0	0	0	0	0	0	0
	Jersey	0	0	1	0	5	0	0	0	0	0	6
	Macoupin	9	1	4	0	10	0	0	0	0	4	28
	Morgan	0	0	5	0	11	0	0	0	0	0	16
	Sangamon	0	1	4	0	6	0	0	0	0	28	39
	Scott	0	0	0	0	0	0	0	0	0	0	0
<b>7th Circuit Total</b>		<b>9</b>	<b>2</b>	<b>14</b>	<b>0</b>	<b>32</b>	<b>0</b>	<b>0</b>	<b>0</b>	<b>0</b>	<b>32</b>	<b>89</b>
8th	Adams	0	1	38	0	43	0	0	0	0	45	127
	Brown	0	0	0	0	0	0	0	0	0	0	0
	Calhoun	0	0	0	0	1	0	0	0	0	0	1
	Cass	0	0	0	0	0	0	0	0	0	4	4
	Mason	0	0	0	0	0	0	0	0	0	0	0
	Menard	0	0	0	0	2	0	0	0	0	0	2
	Pike	0	1	3	0	8	1	0	0	0	0	13
	Schuyler	0	1	0	0	1	0	0	0	0	0	2
<b>8th Circuit Total</b>		<b>0</b>	<b>3</b>	<b>41</b>	<b>0</b>	<b>55</b>	<b>1</b>	<b>0</b>	<b>0</b>	<b>0</b>	<b>49</b>	<b>149</b>
9th	Fulton	0	0	5	0	6	0	0	0	0	9	20
	Hancock	0	0	1	0	3	0	0	0	0	10	14
	Henderson	0	0	2	0	0	0	0	0	0	6	8
	Knox	0	0	5	0	8	0	0	0	0	16	29
	McDonough	0	0	3	0	8	0	0	0	0	16	27
	Warren	0	0	1	0	0	0	0	0	0	0	1
<b>9th Circuit Total</b>		<b>0</b>	<b>0</b>	<b>17</b>	<b>0</b>	<b>25</b>	<b>0</b>	<b>0</b>	<b>0</b>	<b>0</b>	<b>57</b>	<b>99</b>
10th	Marshall	0	0	0	0	0	0	0	0	0	2	2
	Peoria	0	0	12	34	6	0	0	0	4	1	57
	Putnam	0	0	0	0	1	0	0	0	0	0	1
	Stark	0	0	0	0	1	1	0	0	0	0	2
	Tazewell	0	0	0	0	7	0	0	0	0	13	20
<b>10th Circuit Total</b>		<b>0</b>	<b>0</b>	<b>12</b>	<b>34</b>	<b>15</b>	<b>1</b>	<b>0</b>	<b>0</b>	<b>4</b>	<b>16</b>	<b>82</b>
11th	Ford	0	0	0	0	1	0	0	0	0	3	4
	Livingston	0	0	4	0	5	0	0	0	0	10	19
	Logan	0	0	0	0	3	0	0	0	0	20	23
	McLean	0	0	13	3	6	8	0	0	0	11	41
	Woodford	0	0	28	0	13	0	0	0	0	2	43
<b>11th Circuit Total</b>		<b>0</b>	<b>0</b>	<b>45</b>	<b>3</b>	<b>28</b>	<b>8</b>	<b>0</b>	<b>0</b>	<b>0</b>	<b>46</b>	<b>130</b>

# JUVENILE PROGRAMS ORDERED

Circuit	County	Alcohol	Drug	Alcohol & Drug	Youth Services	Mental Health	Alt. Ed.	TASC	UDIS	JTPA	Other	Total
12th	Will	2	23	13	0	56	0	0	0	0	178	272
13th	Bureau	0	0	1	0	0	0	0	0	0	25	26
	Grundy	0	0	1	0	2	0	0	0	0	68	71
	LaSalle	0	0	1	0	17	0	0	0	0	4	22
13th Circuit Total		0	0	3	0	19	0	0	0	0	97	119
14th	Henry	0	0	4	0	2	0	0	0	0	52	58
	Mercer	0	0	4	0	7	0	0	0	0	20	31
	Rock Island	0	0	25	28	41	0	0	0	8	102	204
	Whiteside	0	0	1	0	11	0	0	0	0	12	24
14th Circuit Total		0	0	34	28	61	0	0	0	8	186	317
15th	Carroll	0	0	0	0	2	0	0	0	0	5	7
	Jo Daviess	0	0	0	0	1	0	0	0	0	2	3
	Lee	1	1	2	0	2	1	0	0	0	2	9
	Ogle	0	0	0	0	1	0	0	0	0	122	123
	Stephenson	0	0	1	0	5	0	0	0	0	110	116
15th Circuit Total		1	1	3	0	11	1	0	0	0	241	258
16th	Kane	3	9	29	0	29	0	0	0	0	24	94
17th	Boone	0	0	28	0	7	0	0	0	0	0	35
	Winnebago	0	0	167	19	108	128	0	0	0	7	429
17th Circuit Total		0	0	195	19	115	128	0	0	0	7	464
18th	DuPage	0	0	0	0	0	0	0	0	0	0	0
19th	Lake	0	0	40	0	87	0	0	0	0	259	386
20th	Monroe	0	0	0	0	0	0	0	0	0	4	4
	Perry	0	0	0	0	1	0	0	0	0	1	2
	Randolph	0	1	0	4	4	0	0	0	0	9	18
	St. Clair	0	0	65	0	77	0	0	0	0	1	143
	Washington	0	0	0	0	0	0	0	0	0	4	4
20th Circuit Total		0	1	65	4	82	0	0	0	0	19	171
21st	Iroquois	0	0	0	0	1	0	0	0	0	0	1
	Kankakee	0	0	0	0	0	0	0	0	0	0	0
21st Circuit Total		0	0	0	0	1	0	0	0	0	0	1
22nd	McHenry	1	2	13	0	14	0	0	0	0	0	30
23rd	DeKalb	0	2	2	0	19	6	0	0	0	70	99
	Kendall	0	2	33	0	41	2	0	0	0	191	269
23rd Circuit Total		0	4	35	0	60	8	0	0	0	261	368
Cook	Cook	0	0	12	12	12	0	12	0	0	0	48
Statewide Total		20	62	629	119	812	161	15	0	12	2,444	4,274

# JUVENILE PLACEMENTS TOTALS FOR THE YEAR 2021

Circuit	County	Placed in Foster Home		Placed in Group Home		Placed in Treatment		Placed with Relative		Total
		In State	Out of State	In State	Out of State	In State	Out of State	In State	Out of State	
1st	Alexander	0	0	0	0	0	0	0	0	0
	Jackson	0	0	0	0	0	0	0	0	0
	Johnson	0	0	0	0	0	0	0	0	0
	Massac	0	0	0	0	0	0	0	0	0
	Pope	0	0	0	0	0	0	0	0	0
	Pulaski	0	0	0	0	0	0	0	0	0
	Saline	0	0	0	0	0	0	0	0	0
	Union	0	0	0	0	0	0	0	0	0
	Williamson	0	0	0	0	0	0	0	0	0
<b>1st Circuit Total</b>		<b>0</b>	<b>0</b>	<b>0</b>	<b>0</b>	<b>0</b>	<b>0</b>	<b>0</b>	<b>0</b>	<b>0</b>
2nd	Crawford	0	0	0	0	0	0	0	0	0
	Edwards	0	0	0	0	0	0	0	0	0
	Franklin	0	0	0	0	0	0	0	0	0
	Gallatin	0	0	0	0	0	0	0	0	0
	Hamilton	0	0	0	0	0	0	0	0	0
	Hardin	0	0	0	0	0	0	0	0	0
	Jefferson	0	0	0	0	0	0	0	0	0
	Lawrence	0	0	0	0	0	0	0	0	0
	Richland	0	0	0	0	0	0	0	0	0
	Wabash	0	0	0	0	0	0	0	0	0
	Wayne	0	0	0	0	0	0	1	0	1
	White	0	0	0	0	0	0	0	0	0
<b>2nd Circuit Total</b>		<b>0</b>	<b>0</b>	<b>0</b>	<b>0</b>	<b>0</b>	<b>0</b>	<b>1</b>	<b>0</b>	<b>1</b>
3rd	Bond	0	0	0	0	0	0	0	0	0
	Madison	6	0	2	0	0	0	1	0	9
<b>3rd Circuit Total</b>		<b>6</b>	<b>0</b>	<b>2</b>	<b>0</b>	<b>0</b>	<b>0</b>	<b>1</b>	<b>0</b>	<b>9</b>
4th	Christian	0	0	0	0	0	0	0	0	0
	Clay	0	0	0	0	0	0	0	0	0
	Clinton	1	0	0	0	2	0	0	0	3
	Effingham	0	0	0	0	0	0	0	0	0
	Fayette	0	0	0	0	0	0	0	0	0
	Jasper	0	0	0	0	0	0	0	0	0
	Marion	0	0	0	0	0	0	0	0	0
	Montgomery	0	0	0	0	0	0	0	0	0
	Shelby	0	0	0	0	0	0	0	0	0
<b>4th Circuit Total</b>		<b>1</b>	<b>0</b>	<b>0</b>	<b>0</b>	<b>2</b>	<b>0</b>	<b>0</b>	<b>0</b>	<b>3</b>
5th	Clark	0	0	0	0	0	0	0	0	0
	Coles	0	0	0	0	0	0	0	0	0
	Cumberland	0	0	0	0	0	0	0	0	0
	Edgar	0	0	0	0	0	0	0	0	0
	Vermillion	0	0	0	0	0	0	0	1	1
<b>5th Circuit Total</b>		<b>0</b>	<b>0</b>	<b>0</b>	<b>0</b>	<b>0</b>	<b>0</b>	<b>0</b>	<b>1</b>	<b>1</b>

# JUVENILE PLACEMENTS

Circuit	County	Placed in Foster Home		Placed in Group Home		Placed in Treatment		Placed with Relative		Total
		In State	Out of State	In State	Out of State	In State	Out of State	In State	Out of State	
6th	Champaign	1	0	0	0	3	0	2	0	6
	DeWitt	0	0	0	0	0	0	0	0	0
	Douglas	0	0	0	0	0	0	0	0	0
	Macon	2	0	0	0	0	0	0	0	2
	Moultrie	0	0	0	0	0	0	0	0	0
	Piatt	0	0	0	0	0	0	0	0	0
<b>6th Circuit Total</b>		<b>3</b>	<b>0</b>	<b>0</b>	<b>0</b>	<b>3</b>	<b>0</b>	<b>2</b>	<b>0</b>	<b>8</b>
7th	Greene	0	0	0	0	0	0	0	0	0
	Jersey	0	0	0	0	0	0	0	0	0
	Macoupin	0	0	0	0	0	0	0	0	0
	Morgan	0	0	0	0	0	0	0	0	0
	Sangamon	2	0	0	0	1	0	1	0	4
	Scott	0	0	0	0	0	0	0	0	0
<b>7th Circuit Total</b>		<b>2</b>	<b>0</b>	<b>0</b>	<b>0</b>	<b>1</b>	<b>0</b>	<b>1</b>	<b>0</b>	<b>4</b>
8th	Adams	0	0	0	0	0	0	0	0	0
	Brown	0	0	0	0	0	0	0	0	0
	Calhoun	0	0	0	0	0	0	0	0	0
	Cass	0	0	0	0	0	0	0	0	0
	Mason	0	0	0	0	0	0	0	0	0
	Menard	0	0	0	0	0	0	0	0	0
	Pike	0	0	0	0	0	0	0	0	0
	Schuyler	0	0	0	0	0	0	0	0	0
<b>8th Circuit Total</b>		<b>0</b>	<b>0</b>	<b>0</b>	<b>0</b>	<b>0</b>	<b>0</b>	<b>0</b>	<b>0</b>	<b>0</b>
9th	Fulton	0	0	0	0	0	0	0	0	0
	Hancock	0	0	0	0	0	0	0	0	0
	Henderson	0	0	0	0	0	0	0	0	0
	Knox	0	0	0	0	0	0	0	0	0
	McDonough	2	0	0	0	0	0	0	0	2
	Warren	0	0	0	0	0	0	0	0	0
<b>9th Circuit Total</b>		<b>2</b>	<b>0</b>	<b>0</b>	<b>0</b>	<b>0</b>	<b>0</b>	<b>0</b>	<b>0</b>	<b>2</b>
10th	Marshall	0	0	0	0	0	0	0	0	0
	Peoria	0	0	0	0	1	0	0	0	1
	Putnam	0	0	0	0	0	0	0	0	0
	Stark	0	0	0	0	0	0	0	0	0
	Tazewell	0	0	0	0	0	1	0	0	1
<b>10th Circuit Total</b>		<b>0</b>	<b>0</b>	<b>0</b>	<b>0</b>	<b>1</b>	<b>1</b>	<b>0</b>	<b>0</b>	<b>2</b>
11th	Ford	0	0	0	0	0	0	0	0	0
	Livingston	1	0	0	0	2	0	0	0	3
	Logan	0	0	0	0	0	0	0	0	0
	McLean	0	0	0	0	5	0	0	0	5
	Woodford	0	0	0	0	9	0	0	0	9
<b>11th Circuit Total</b>		<b>1</b>	<b>0</b>	<b>0</b>	<b>0</b>	<b>16</b>	<b>0</b>	<b>0</b>	<b>0</b>	<b>17</b>

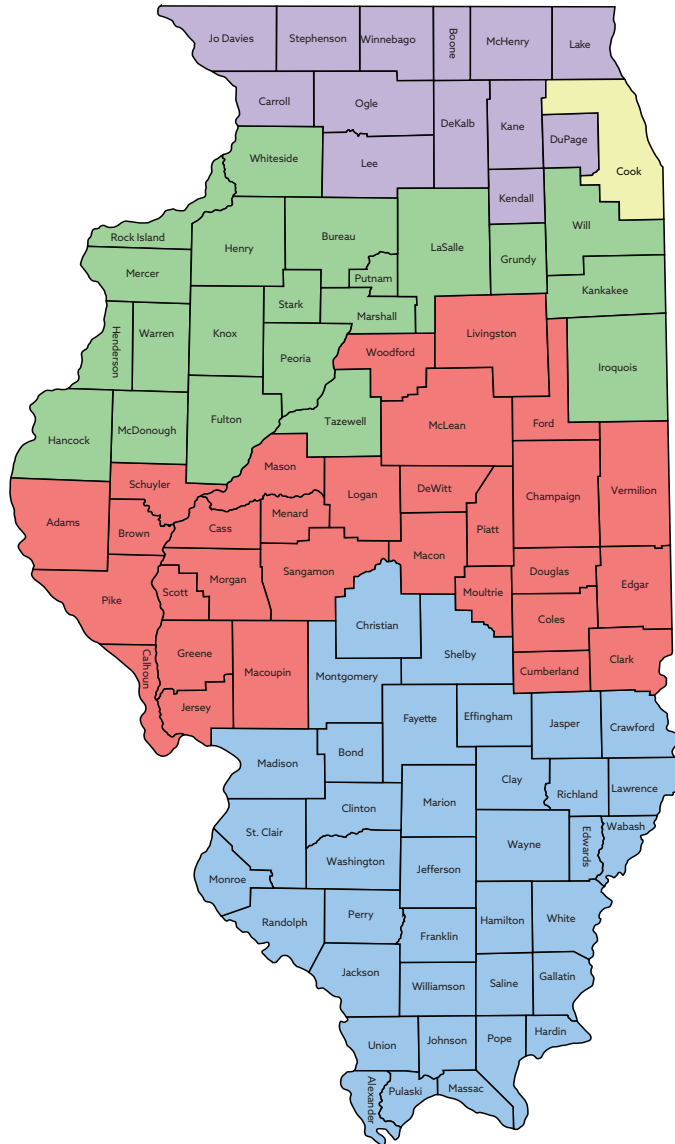
# JUVENILE PLACEMENTS

Circuit	County	Placed in Foster Home		Placed in Group Home		Placed in Treatment		Placed with Relative		Total
		In State	Out of State	In State	Out of State	In State	Out of State	In State	Out of State	
12th	Will	6	2	1	0	0	0	9	0	18
13th	Bureau	0	0	0	0	0	0	0	0	0
	Grundy	0	0	0	0	2	0	0	0	2
	LaSalle	0	0	0	0	0	0	0	0	0
13th Circuit Total		0	0	0	0	2	0	0	0	2
14th	Henry	0	0	0	0	0	0	0	0	0
	Mercer	0	0	0	0	0	0	0	0	0
	Rock Island	0	0	0	0	5	1	0	0	6
	Whiteside	0	0	0	0	0	0	0	0	0
14th Circuit Total		0	0	0	0	5	1	0	0	6
15th	Carroll	0	0	0	0	0	0	0	0	0
	Jo Daviess	0	0	0	0	0	0	0	0	0
	Lee	0	0	0	0	1	0	1	0	2
	Ogle	0	0	0	0	2	0	0	0	2
	Stephenson	0	0	0	0	8	0	0	0	8
15th Circuit Total		0	0	0	0	11	0	1	0	12
16th	Kane	0	0	0	0	0	0	0	0	0
17th	Boone	0	0	0	0	3	0	0	0	3
	Winnebago	1	0	1	0	21	1	0	0	24
17th Circuit Total		1	0	1	0	24	1	0	0	27
18th	DuPage	0	0	0	0	0	0	0	0	0
19th	Lake	3	0	2	0	21	2	0	0	28
20th	Monroe	0	0	0	0	0	0	0	0	0
	Perry	0	0	0	0	0	0	0	0	0
	Randolph	0	0	0	0	0	0	0	0	0
	St. Clair	0	0	0	0	0	0	0	0	0
	Washington	0	0	0	0	0	0	0	0	0
20th Circuit Total		0	0	0	0	0	0	0	0	0
21st	Iroquois	0	0	0	0	0	0	0	0	0
	Kankakee	0	0	1	0	1	0	0	0	2
21st Circuit Total		0	0	1	0	1	0	0	0	2
22nd	McHenry	0	0	0	0	0	0	0	0	0
23rd	DeKalb	0	0	0	0	0	0	1	0	1
	Kendall	2	0	0	0	0	0	0	0	2
23rd Circuit Total		2	0	0	0	0	0	1	0	3
Cook	Cook	21	2	0	0	35	3	0	0	61
Statewide Total		48	4	7	0	122	8	16	1	206



# **APPELLATE COURTS OF ILLINOIS**

# MAP OF APPELLATE AND SUPREME COURT JUDICIAL DISTRICTS AND DIRECTORY OF APPELLATE CLERKS



## APPELLATE COURT DIRECTORY

### 1 FIRST DISTRICT

160 North LaSalle  
Room S 1400  
Chicago, IL 60601  
312-793-5484  
Thomas D. Palella, *Clerk*

### 2 SECOND DISTRICT

Appellate Court Building  
55 Symphony Way  
Elgin, IL 60120  
847-695-3750  
Jeffrey Kaplan, *Clerk*

### 3 THIRD DISTRICT

1004 Columbus Street  
Ottawa, IL 61350  
815-434-5050  
Matthew Butler, *Clerk*

### 4 FOURTH DISTRICT

201 W. Monroe Street  
Springfield, IL 62704  
217-782-2586  
Carla Bender, *Clerk*

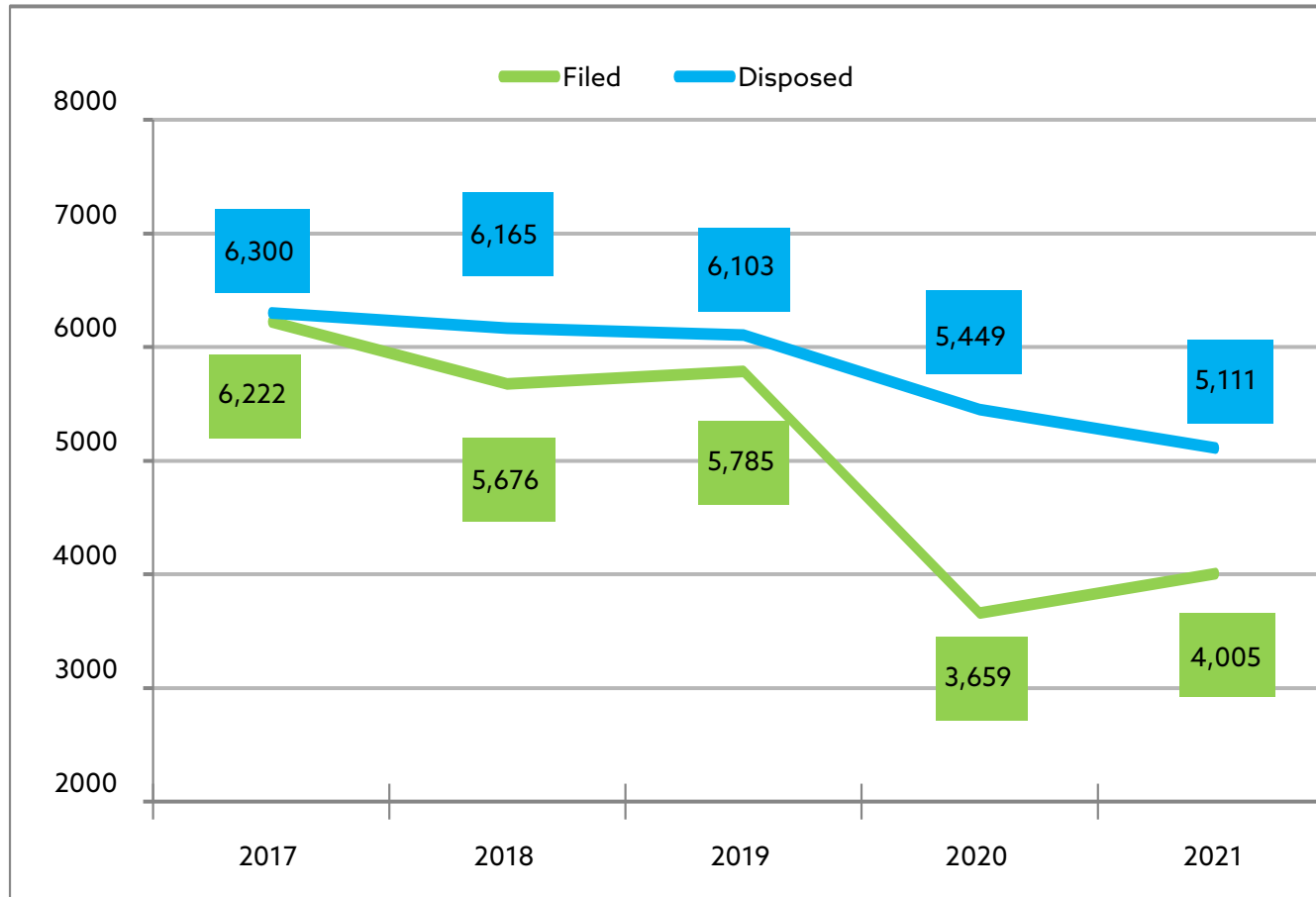
### 5 FIFTH DISTRICT

14th & Main Street  
Mt. Vernon, IL 62864  
618-242-3120  
John J. Flood, *Clerk*

# APPELLATE COURTS OF ILLINOIS

## FIVE-YEAR TRENDS

### TOTAL CASELOAD \*



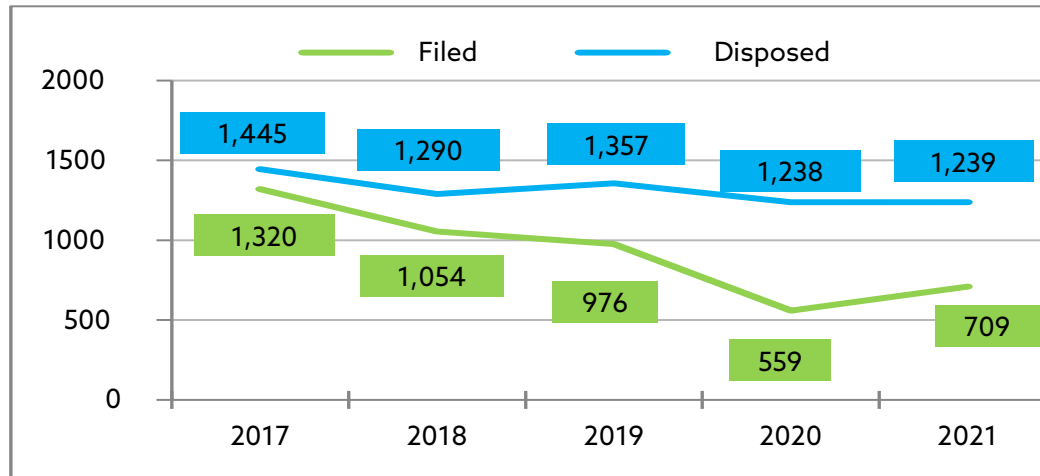
From 2017 to 2020 the total new filed Appellate cases decreased by 41.2% and from 2017 to 2021 new filed cases decreased by 35.6%.

From 2017 to 2020 the total disposed Appellate cases decreased by 13.5% and from 2017 to 2021 disposed cases decreased by 18.9%.

\*Beginning in 2017, totals do not include Illinois Workers' Compensations Cases

# APPELLATE COURTS OF ILLINOIS FIVE-YEAR TRENDS

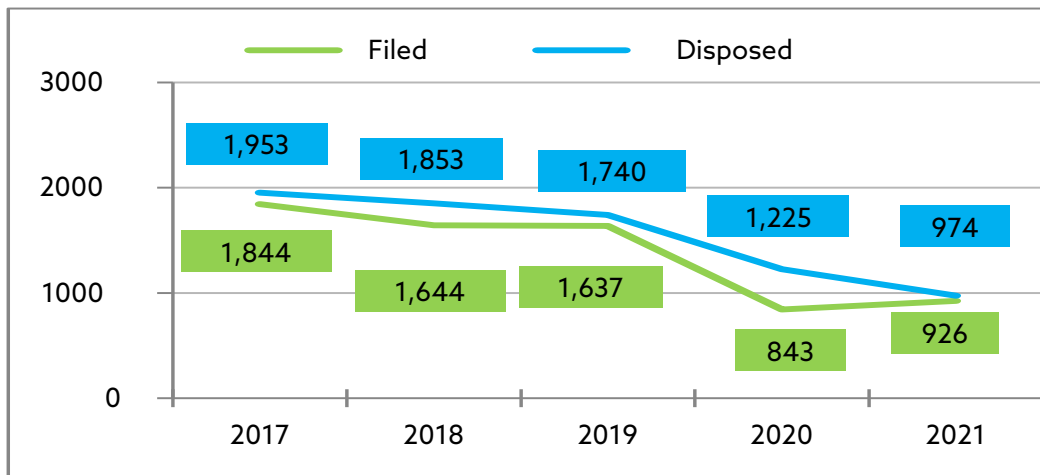
## FIRST DISTRICT - CRIMINAL CASES \*



From 2017 to 2020 new filed criminal cases for the First Appellate District decreased by 57.7% and from 2017 to 2021 new filed cases decreased by 46.3%.

From 2017 to 2020 disposed cases decreased by 14.3% and from 2017 to 2021 disposed cases decreased by 14.3%.

## FIRST DISTRICT - CIVIL CASES \*



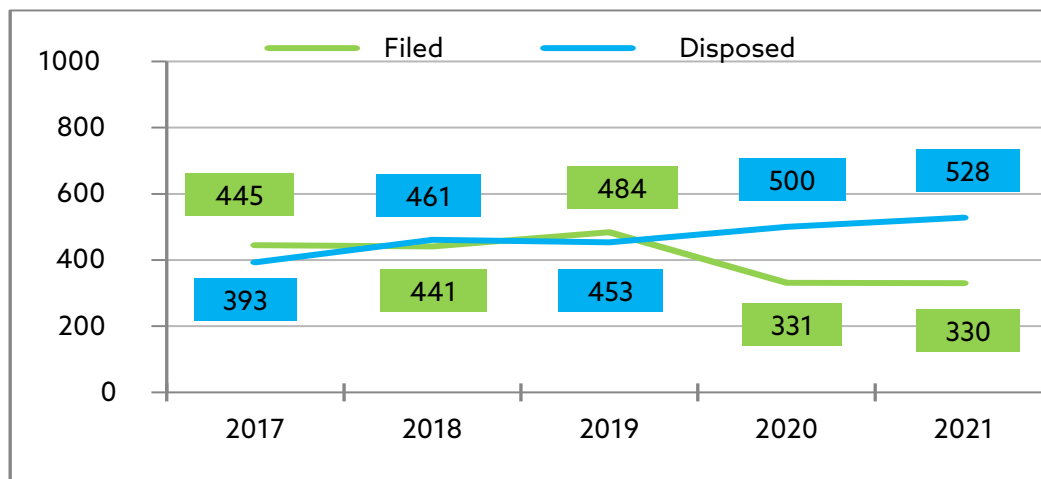
From 2017 to 2020 new filed civil cases for the First Appellate District decreased by 54.3% and from 2017 to 2021 new filed cases decreased by 49.8%.

From 2017 to 2020 disposed cases decreased by 37.3% and from 2017 to 2021 disposed cases decreased by 50.1%.

\*Beginning in 2017, totals do not include Illinois Workers' Compensations Cases

# APPELLATE COURTS OF ILLINOIS FIVE-YEAR TRENDS

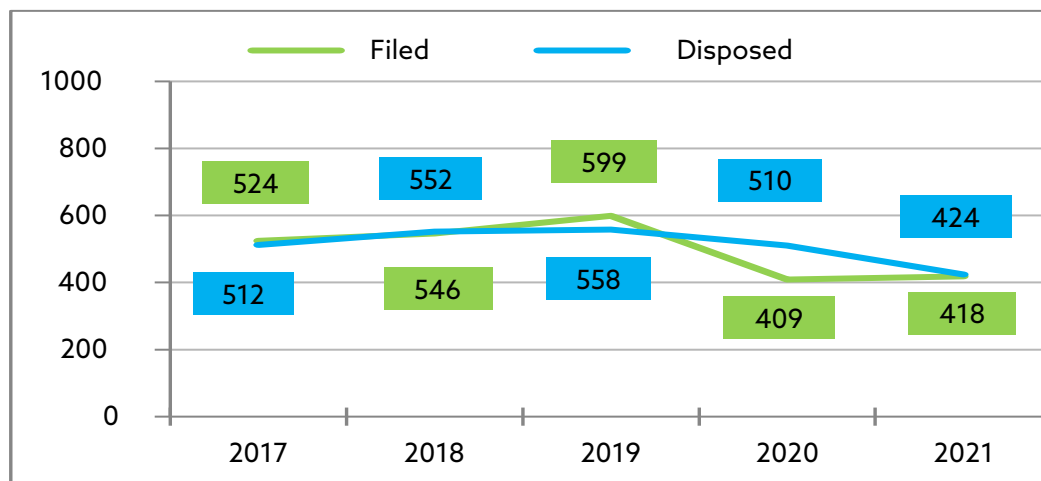
## SECOND DISTRICT - CRIMINAL CASES \*



From 2017 to 2020 new filed criminal cases for the Second Appellate District decreased by 25.6% and from 2017 to 2021 new filed cases decreased by 25.8%.

From 2017 to 2020 disposed cases increased by 27.2% and from 2017 to 2021 disposed cases increased by 34.4%.

## SECOND DISTRICT - CIVIL CASES \*



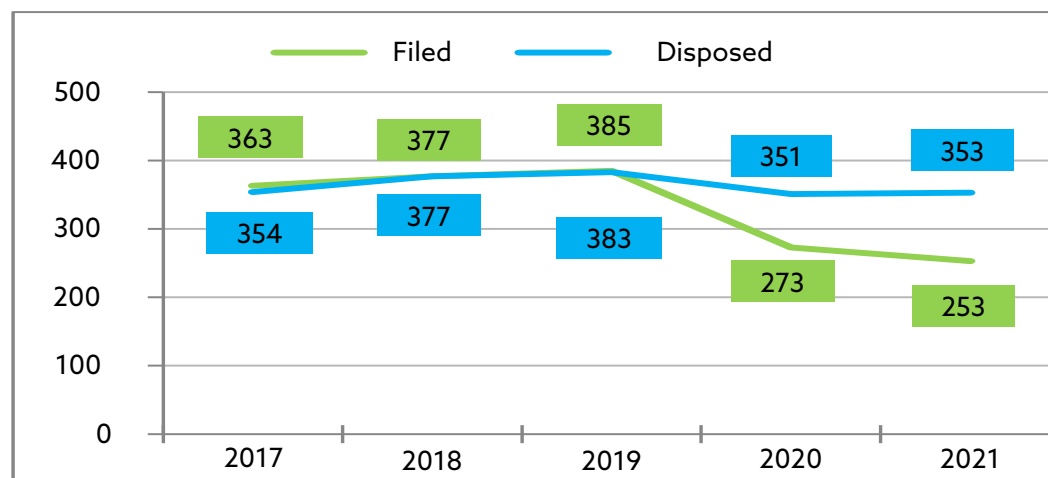
From 2017 to 2020 new filed civil cases for the Second Appellate District decreased by 22.0% and from 2017 to 2021 new filed cases decreased by 20.2%.

From 2017 to 2020 disposed cases decreased by 0.4% and from 2017 to 2021 disposed cases decreased by 17.2%.

\*Beginning in 2017, totals do not include Illinois Workers' Compensations Cases

# APPELLATE COURTS OF ILLINOIS FIVE-YEAR TRENDS

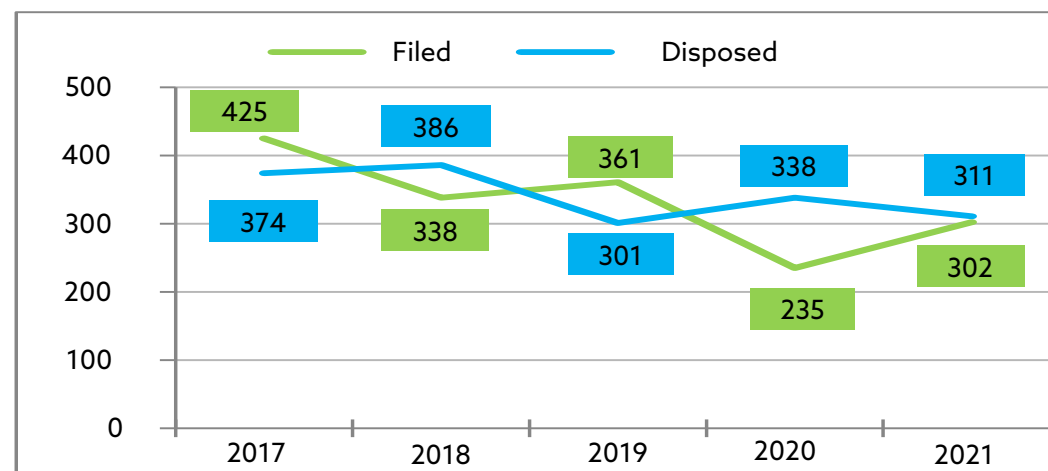
## THIRD DISTRICT - CRIMINAL CASES \*



From 2017 to 2020 new filed criminal cases for the Third Appellate district decreased by 24.8% and from 2017 to 2021 new filed cases decreased by 30.3%.

From 2017 to 2020 disposed cases decreased by 0.8% and from 2017 to 2021 disposed cases decreased by 0.3%.

## THIRD DISTRICT - CIVIL CASES \*



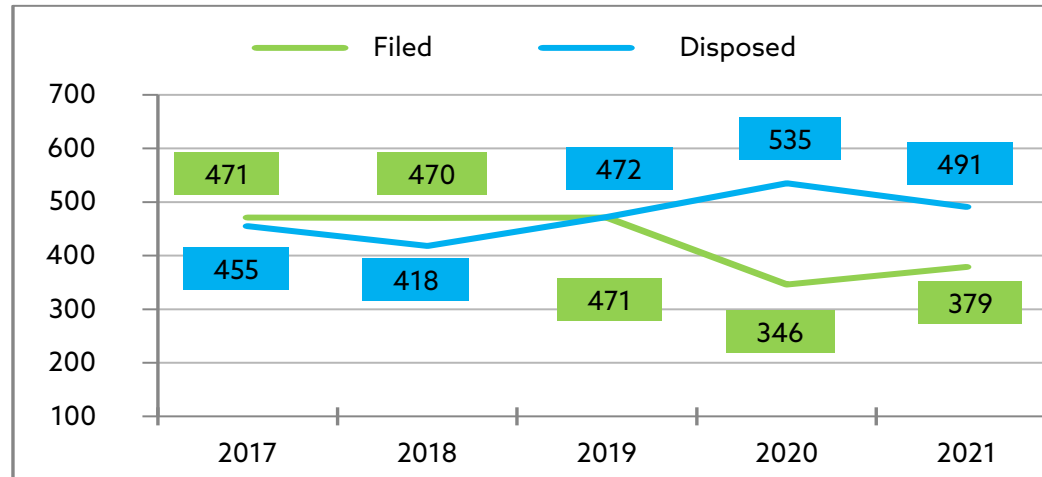
From 2017 to 2020 new filed civil cases for the Third Appellate district decreased by 44.7% and from 2017 to 2021 new filed cases decreased by 29.0%.

From 2017 to 2020 disposed cases decreased by 9.6% and from 2017 to 2021 disposed cases decreased by 16.8%.

\*Beginning in 2017, totals do not include Illinois Workers' Compensations Cases

# APPELLATE COURTS OF ILLINOIS FIVE-YEAR TRENDS

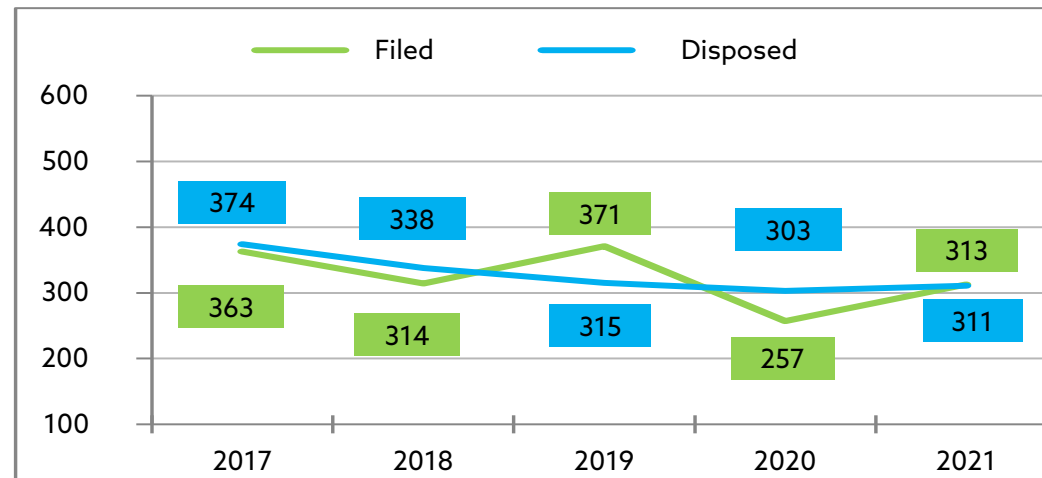
## FOURTH DISTRICT - CRIMINAL CASES \*



From 2017 to 2020 new filed criminal cases for the Fourth Appellate District decreased by 26.5% and from 2017 to 2021 new filed cases decreased by 19.5%.

From 2017 to 2020 disposed cases increased by 17.6% and from 2017 to 2021 disposed cases increased by 8.0%.

## FOURTH DISTRICT - CIVIL CASES \*



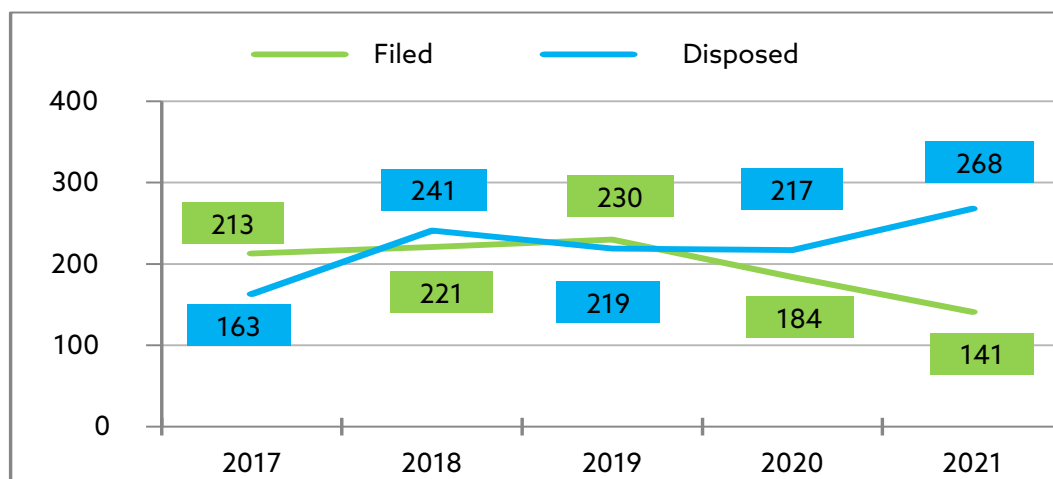
From 2017 to 2020 new filed civil cases for the Fourth Appellate District decreased by 29.2% and from 2017 to 2021 new filed cases decreased by 13.8%.

From 2017 to 2020 disposed cases decreased by 19.0% and from 2017 to 2021 disposed cases decreased by 16.8%.

\*Beginning in 2017, totals do not include Illinois Workers' Compensations Cases

# APPELLATE COURTS OF ILLINOIS FIVE-YEAR TRENDS

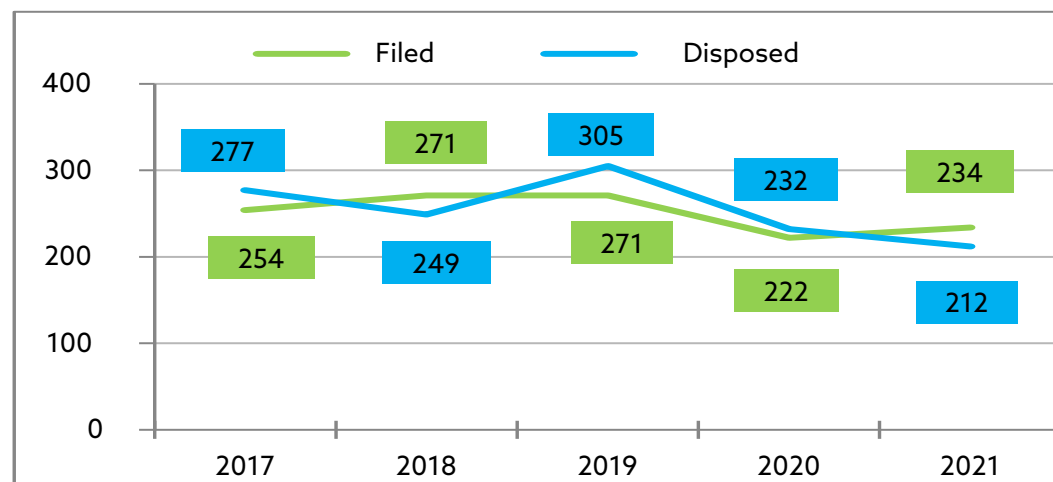
## FIFTH DISTRICT - CRIMINAL CASES \*



From 2017 to 2020 new filed criminal cases for the Fifth Appellate District decreased by 13.6% and from 2017 to 2021 new filed cases decreased by 33.8%.

From 2017 to 2020 disposed cases increased by 33.1% and from 2017 to 2021 disposed cases increased by 64.4%.

## FIFTH DISTRICT - CIVIL CASES \*



From 2017 to 2020 new filed civil cases for the Fifth Appellate District decreased by 12.6% and from 2017 to 2021 new filed cases decreased by 7.9%.

From 2017 to 2020 disposed cases decreased by 16.2% and from 2017 to 2021 disposed cases decreased by 23.5%.

\*Beginning in 2017, totals do not include Illinois Workers' Compensation Cases



# CASELOAD SUMMARY BY DISTRICT

## APPELLATE COURT - CALENDAR YEAR 2021

Appellate District	Type of Case	Number of Cases Pending January 1, 2021 *	Number of Cases Filed During 2021	Number of Cases Reinstated	Number of Cases Disposed	Number of Cases Disposed by Majority Opinion	Number of Cases Disposed by Rule 23 Order	Number of Cases Disposed By Summary Order	Number of Cases Disposed Without Opinion, R23 or Sum. Ord.	Number of Cases Pending December 31, 2021 *	Inventory Increase/ Decrease
First	Civil	1,388	926	25	974	174	356	62	382	1,365	-23
	Criminal	1,974	709	3	1,239	134	602	285	218	1,447	-527
Second	Civil	284	418	1	424	61	141	54	168	283	-1
	Criminal	587	330	1	528	59	223	119	127	397	-190
Third	Civil	237	302	1	311	35	139	13	124	229	-8
	Criminal	531	253	2	353	33	201	18	101	435	-96
Fourth	Civil	157	313	1	311	19	156	24	112	163	6
	Criminal	521	379	4	491	31	260	54	146	408	-113
Fifth	Civil	229	234	2	212	23	143	14	88	196	-33
	Criminal	425	141	3	268	14	118	43	37	358	-67
TOTALS	Civil	2,295	2,193	30	2,232	312	935	167	874	2,236	-59
	Criminal	4,038	1,812	13	2,879	271	1,404	519	629	3,045	-993

Note: Beginning in 2017, Illinois Worker's Compensation case statistics are no longer referenced.

\* Due to reporting software computations; there are small variances in the number of cases pending on January 1, 2021 when compared to the number of cases pending on December 31, 2020, as well as, minor reconciliation differences in the number of cases pending on December 31, 2021.

# CASELOAD DISPOSITIONS BY DISTRICT

## APPELLATE COURT - CALENDAR YEAR 2021

		METHOD OF DISPOSITION																						
Appellate District	Type of Case	Affirmed			Reversed			Affirmed in Part and/or Remanded, Reversed or Vacated in Part			Reversed and/or Remanded			Modified			Vacated and/or Remanded			Dismissed/Other			Disposed of w/o Opinion R23 or Sum. Order	Total Cases Disposed
		Opinion	Rule 23	Sum. Order	Opinion	Rule 23	Sum. Order	Opinion	Rule 23	Sum. Order	Opinion	Rule 23	Sum. Order	Opinion	Rule 23	Sum. Order	Opinion	Rule 23	Sum. Order	Opinion	Rule 23	Sum. Order		
First	Civil	115	272	51	12	8	0	16	9	1	23	31	0	0	0	0	7	7	1	1	29	9	382	974
	Criminal	74	464	234	7	14	0	9	26	1	32	69	2	0	0	0	9	21	10	3	10	38	218	1,241
Second	Civil	27	105	34	7	6	1	10	15	2	12	8	0	0	0	0	3	1	0	2	6	17	168	424
	Criminal	33	181	105	6	5	0	4	17	1	12	15	3	0	0	0	4	4	3	0	1	7	127	528
Third	Civil	15	104	8	5	2	0	3	10	1	5	13	1	0	0	0	5	2	0	2	8	3	124	311
	Criminal	15	146	13	3	7	0	5	15	1	9	19	2	0	0	0	1	8	1	1	5	1	101	353
Fourth	Civil	9	138	8	2	2	0	0	0	0	4	2	2	0	0	0	0	0	0	4	14	14	112	311
	Criminal	18	204	34	2	5	0	0	1	0	5	20	0	0	0	0	0	0	2	6	30	18	146	491
Fifth	Civil	10	102	8	1	1	0	0	1	0	3	6	0	0	0	0	0	0	0	9	33	6	88	268
	Criminal	6	70	4	0	1	1	0	0	0	7	12	0	0	0	0	0	1	0	1	34	38	37	212
TOTALS	Civil	176	721	109	27	19	1	29	35	4	47	60	3	0	0	0	15	10	1	18	90	49	874	2,288
	Criminal	146	1,065	390	18	32	1	18	59	3	65	135	7	0	0	0	14	34	16	11	80	102	629	2,825

Note: Beginning in 2017, Illinois Workers' Compensation case statistics are no longer referenced.

# METHOD OF CASE DISPOSITION APPELLATE COURT - CALENDAR YEAR 2021

METHOD OF DISPOSITION WITHOUT OPINION OR ORDER																
Appellate District	Type of Case	Dismissed			Dismissed on Court's Motion			Leave to Appeal Denied (a) *	Motion for Leave to File Late Notice of Appeal Denied (b)	Remanded with Direction For Further Proceeding	Dismissed in the Trial Court	Bail Order Entered	Confession of Error	Transferred to Proper Court	Other Dispositions	Total Cases Disposed or Without Opinion Or Order
		Motion of Appellant	Motion of Appellee	Stipulation of Parties	Failure to Comply with Rules/ Orders	Lack of Jurisdiction No Final Appealable Order	Other									
First	Civil	94	57	27	123	9	0	33	7	0	5	0	0	1	26	382
	Criminal	91	4	55	15	1	0	0	17	2	0	24	0	2	7	218
Second	Civil	29	19	7	88	5	1	10	3	1	4	0	0	1	0	168
	Criminal	50	5	1	40	1	1	2	6	15	3	0	2	0	1	127
Third	Civil	36	11	9	38	17	1	5	1	0	5	0	0	0	1	124
	Criminal	43	3	0	7	6	3	3	1	18	3	6	8	0	0	101
Fourth	Civil	29	18	0	56	4	0	3	0	0	2	0	0	0	0	112
	Criminal	91	2	0	20	0	1	0	0	17	13	0	0	0	2	146
Fifth	Civil	25	3	3	32	17	0	5	1	0	2	0	0	0	0	88
	Criminal	17	0	0	7	6	0	0	1	2	3	1	0	0	0	37
TOTALS	Civil	213	108	46	337	52	2	56	12	1	18	0	0	2	27	874
	Criminal	292	14	56	89	14	5	5	25	54	22	31	10	2	10	629

Note: Beginning in 2017, Illinois Workers' Compensation case statistics are no longer referenced.

\* S.C.Rule 306/308

(a) Includes Denial of Permissive Interlocutory

(b) Includes Denial of Motion to File Late Record

# TIME LAPSE: CASE FILING TO DISPOSITION

## APPELLATE COURT - CALENDAR YEAR 2021

Appellate District	Type of Case	TIME LAPSE BETWEEN CASE FILING AND DISPOSITION						Total Cases Disposed
		Under 6 Months	6 to 12 Months	1 to 1-1/2 Years	1-1/2 to 2 Years	2 to 3 Years	Over 3 Years	
First	Civil	299	252	215	147	45	11	969
	Criminal	65	77	139	284	449	224	1,238
Second	Civil	193	113	69	25	20	2	422
	Criminal	88	49	98	135	144	13	527
Third	Civil	128	67	59	33	23	1	311
	Criminal	60	33	52	55	129	24	353
Fourth	Civil	194	68	42	5	2	0	311
	Criminal	78	77	79	160	92	5	491
Fifth	Civil	99	71	39	20	25	14	268
	Criminal	21	31	17	20	63	60	212
TOTALS	Civil	913	571	424	230	115	28	2,281
	Criminal	312	267	385	654	877	326	2,821

Note: Beginning in 2017, Illinois Workers' Compensation case statistics are no longer referenced.

# TIME LAPSE: BRIEF FILING TO DISPOSITION

## APPELLATE COURT - CALENDAR YEAR 2021

Appellate District	Type of Case	TIME LAPSE BETWEEN BRIEF FILING AND DISPOSITION						Total Cases Disposed
		Under 6 Months	6 to 12 Months	1 to 1-1/2 Years	1-1/2 to 2 Years	2 to 3 Years	Over 3 Years	
First	Civil	382	122	21	1	0	0	526
	Criminal	510	188	31	9	4	1	743
Second	Civil	169	31	14	3	2	0	219
	Criminal	251	43	7	0	1	0	302
Third	Civil	109	47	25	6	5	0	192
	Criminal	149	95	7	5	2	3	261
Fourth	Civil	186	16	0	0	0	0	202
	Criminal	284	62	3	0	0	0	349
Fifth	Civil	96	28	18	9	7	9	167
	Criminal	67	39	12	2	2	1	123
TOTALS	Civil	942	244	78	19	14	9	1,306
	Criminal	1,261	427	60	16	9	5	1,778

Note: Beginning in 2017, Illinois Workers' Compensation case statistics are no longer referenced.

# OPINIONS AND RULE 23 ORDERS

## APPELLATE COURT - CALENDAR YEAR 2021

Appellate District	OPINIONS						Rule 23 Orders	Summary Orders
	Majority	Per Curiam	Specially Concurring	Dissenting	Supplemental	Total Opinions		
First	298	0	7	23	0	328	949	347
							24 Sp.Conc	
							40 Dissent	
Second	122	0	1	4	0	127	361	175
							2 Sp.Conc	
							4 Dissent	
Third	68	0	10	16	0	94	341	31
							18 Sp.Conc	
							24 Dissent	
Fourth	50	0	3	3	0	56	417	78
							7 Sp.Conc	
							4 Dissent	
Fifth	37	0	2	5	0	44	261	57
							6 Sp.Conc	
							4 Dissent	
TOTALS	575	0	23	51	0	649	2329	688
							57	
							76	

Note: Beginning in 2017, Illinois Workers' Compensation case statistics are no longer referenced.

**SUPREME COURT OF ILLINOIS**

**CASELOAD AND STATISTICAL  
RECORDS**

# SUPREME COURT CASELOAD AND STATISTICAL RECORDS CASE FILINGS AND DISPOSITIONS

CYNTHIA A. GRANT, CLERK OF THE SUPREME COURT

A summary of case filings and dispositions in the Supreme Court of Illinois for the period 2017 through 2021 is presented in Table 1.

During 2021, filings in the Supreme Court totaled 1,821; 55 more cases than the 1,766 cases filed in 2020. The Supreme Court disposed of a total of 1,935 cases in 2021; 160 more than the 1,775 disposed of in 2020.

In 2021, there were 1,224 cases filed on the general docket, which is the predominant docket, an increase of 33 cases, or 2.6 percent from 2020 general docket filings.

A total of 468 miscellaneous record cases were filed in 2021; 47 more cases than filed in 2020. The miscellaneous record consists primarily of attorney matters. In 2021, approximately 283 name-change (on roll of attorneys) petitions and 2 motions for restoration to active status on roll of attorneys (under Rule 759) were filed. Disciplinary matters account for 90 cases, and the remaining 93 cases consist of bar admission motions, petitions concerning professional service corporations, etc., under Rule 721, and various administrative matters.

In 2021, 136 miscellaneous docket cases were filed, a 18-case decrease from 2020. This docket consists of conviction-related cases filed by *pro se* prisoners. Typically, a matter is placed on the miscellaneous docket, as opposed to the general docket, when papers do not conform to the Supreme Court Rules in one or more respects. This docket provides a forum for the incarcerated *pro se* litigant without compromising standard filing requirements.

## PETITIONS FOR LEAVE TO APPEAL

In 2021, 1,104 petitions were filed, a increase of 47 cases from the 2020 filings on the leave to appeal docket, as represented in Table 2a. As in the prior 4 years, more petitions were filed in people cases than in civil cases. The Supreme Court allowed 79 petitions (33 people/46 civil), or 6.9 percent of the petitions acted upon in 2021. As indicated in Table 2b, 17 more petitions were allowed in 2021 than in 2020. The 5-year average of petitions allowed is 61.

## MANDATORY APPEALS

In 2021, 3 direct appeals by right were filed on a notice of appeal from the circuit court under Rule 302(a) in civil cases, and one (1) notice in people's cases under Rule 603. There were no certificates of importance from the appellate court filed pursuant to Rule 316, in the 5-year reporting period.

## OTHER ACTIVITY

In 2021, the Supreme Court filed 67 opinions, disposing of 71 cases (Table 6). This figure does not include separate dissenting or concurring opinions, which numbered approximately 31.

There were 12 petitions for rehearing filed in decided cases (See Table 7), allowing none; entertained oral argument in 76 cases (Table 5); and considered approximately 1,049 motions on the general docket alone, including 111 original action motions under Rules 381, 382, 383, and 384 (Table 1).



# SUPREME COURT CASELOAD

Attorney disciplinary activity (Table 8) in 2021 was concentrated on the miscellaneous record where the Court disciplined 83 attorneys by order and suspended seven (7) attorneys on an interim basis by order. Three (3) petitions for reinstatement to the roll of attorneys pursuant to Supreme Court Rule 767 were presented to the Court in 2021: 3 were denied.

In 2021, the Court filed two (2) Supreme Court Rule adoptions: Rule 43, adopted September 21, 2021, and Rule 8, adopted September 29, 2021.

In 2021, the Court filed fifty (50) Supreme Court Rule amendments: Rule 11, amended January 26, 2021; Rule 606, amended March 12, 2021; Rule 10-101, amended March 26, 2021 and amended May 10, 2021; Rules 11 and 371, amended June 11, 2021, Rule 751 and 756 amended June 14, 2021; Rules 503, 529, 530, 531, 553 and 556, amended July 20, 2021; Rules 751 and 756, amended September 21, 2021; Rules 281, 552 and 589, amended September 29, 2021; Rules 315 and 321, amended September 29, 2021; Rules 2, 21, 88, 90, 91, 93, 99, 100.6, 100.7, 100.8, 100.10, 113, 203, 206, 207, 209, 217, 218, 237, 277, 551, 901, 905 and 942, amended September 29, 2021; Rule 361, amended November 19, 2021; Rule 3, amended December 1, 2021; Rules 58 and 99, amended December 6, 2021; Rule 795, amended December 14, 2021.

In 2021, the Court filed one (1) clerical correction to the Supreme Court Rules: Rule 58, corrected on December 22, 2021.

In 2021, pursuant to Supreme Court Rule 3, the Supreme Court Rules Committee forwarded ten (10) matters to the Clerk of the Supreme court to be filed on the Proposed Rule Docket, which consists of rule proposals and amendments under consideration by the Supreme Court or its committees. In 2021, seven (7) matters on the Proposed Rule Docket were closed.

Due to the COVID-19 pandemic, in 2021, the Court temporarily amended six (6) Supreme Court Rules: Rules 101, 102, 284, 298 and 286 on February 10, 2021; and Rule 283 on May 28, 2021.

The Supreme Court, which is responsible for regulating the practice of law in the state, licensed 3,777 attorneys in 2021, an increase of 2,857 from the 920 licenses awarded in 2020.

The increase in the number of attorneys licensed in 2021 was due to a law class ceremony being held in 2021 as a result of the November 2020 being delayed until January 2021. During the past 5 years, 11,077 lawyers were licensed, and average of 2,215 per year, which is an increase of 312 from the 5-year average, reported in 2020.

Respecting limited licensure, in 2021 the Court admitted 57 House Counsel (Rule 716) and 1 Foreign Legal Consultant (Rule 712) and no Legal Service Program attorneys (Rule 717). The Court also licensed 1 Military Spouse (Rule 719) in 2021.

In 2021, approximately 5,321 law firms were registered with the Court pursuant to Supreme Court Rule 721 to engage in the practice of law as a professional service corporation, professional association, limited liability company, or limited liability partnership. Approximately 79 percent of these firms also provided evidence of minimum insurance or proof of financial responsibility pursuant to Rule 722 (limited liability legal practice).

# SUPREME COURT CASELOAD

TABLE 1 SUMMARY OF CASE FILINGS AND FINAL DISPOSITIONS  
SUPREME COURT OF ILLINOIS 2017-2021

Filings	Grand Total	Total General Docket	Direct Appeals by Right (a)	Certificates of Importance (b)	Direct Appeals by Permission (c)	Petitions for Leave to Appeal (d)	Original Action Motions (e)	Attorney Disc. Cases on General Docket	Other General Docket (f)	Total Misc. Record (g)	Total Misc. Docket (h)
2017	2,208	1,354	45	0	7	1,221	79	0	2	657	197
2018	2,011	1,277	6	0	5	1,175	89	0	2	538	196
2019	1,942	1,241	2	0	4	1,112	116	0	5	522	179
2020	1,766	1,191	5	0	1	1,057	121	0	3	421	154
<b>2021</b>	<b>1,821</b>	<b>1,224</b>	<b>4</b>	<b>0</b>	<b>2</b>	<b>1,104</b>	<b>111</b>	<b>0</b>	<b>2</b>	<b>468</b>	<b>129</b>
Dispositions	Grand Total	Total General Docket	Direct Appeals by Right (a)	Certificates of Importance (b)	Direct Appeals by Permission (c)	Petitions for Leave to Appeal (d)	Original Action Motions (e)	Attorney Disc. Cases on General Docket	Other General Docket (f)	Total Misc. Record (g)	Total Misc. Docket (h)
2017	2,320	1,360	3	1	7	1,254	92	0	3	749	211
2018	2,071	1,292	44	0	4	1,155	87	0	2	576	203
2019	2,075	1,297	6	0	4	1,177	106	0	3	576	202
2020	1,775	1,139	6	0	1	1,006	122	0	4	482	154
<b>2021</b>	<b>1,935</b>	<b>1,264</b>	<b>3</b>	<b>0</b>	<b>2</b>	<b>1,140</b>	<b>117</b>	<b>0</b>	<b>2</b>	<b>535</b>	<b>136</b>

(a) Appeals directly from the circuit court: Statutes held invalid (Rules 302(a) and 603). (b) Certification of case by Appellate Court under Rule 316. (c) Rule 302(b) motions. Dispositions do not include motions allowed in a given year unless entire case disposed of in that same year. (d) Dispositions do not include petitions allowed in a given year unless entire case disposed of in that same year. (e) Motions filed under Rule 381 (mandamus, prohibition, habeas corpus), Rule 382 (legislative redistricting/ability of governor to serve or resume office), Rule 383 (supervisory authority) Rule 384 (motions to transfer & consolidate multicircuit actions). Dispositions do not include motions allowed in a given year unless entire case disposed of in that same year. (f) Filings include, for example, motions for appeal bond, motions to stay (Rule 305), certification of questions of state law from certain federal courts (Rule 20). Beginning year 2017 Rule 384 filings and dispositions are reported in column "Original Action Motions". Dispositions also may include allowed petitions for leave to appeal which were not completely disposed of in the year in which the petition was filed (see footnote (d)), including dismissals. (g) The Miscellaneous Record consists primarily of attorney matters, including disciplinary cases, motions for restoration to active status (Rule 759), petitions to change name on roll of attorneys, bar admission motions, and law firms seeking leave to register/renew under Rule 721. (h) Cases are filed on the Miscellaneous Docket when papers tendered by pro se prisoners do not conform to Supreme Court Rules.

# SUPREME COURT CASELOAD

TABLE 2 SUMMARY OF PETITIONS FOR LEAVE TO APPEAL AND/OR AS A MATTER OF RIGHT UNDER RULES 315/317  
GENERAL DOCKET SUPREME COURT OF ILLINOIS 2017 - 2021

Table 2 consists of two parts, 2a and 2b, and contains all information presented in former Table 2, as well as the following additional information: a new column for "denied with supervisory order," and a note that the "total disposed" column now includes petitions "denied with supervisory order" and petitions that were "allowed." The "percent allowed" column reflects these changes.

Table 2a - Filings

	Total Filed	(People)	(Civil)
2017	1,221	(785)	(436)
2018	1,175	(755)	(420)
2019	1,112	(652)	(460)
2020	1,057	(650)	(407)
<b>2021</b>	<b>1,104</b>	<b>(773)</b>	<b>(361)</b>

Table 2b - Dispositions

	Total Allowed	(People)	(Civil)	Denied, Dismissed or Withdrawn	Denied with Supervisory Order	Total Disposed (a)	Percent Allowed (b)
2017	51	(26)	(25)	1,139	47	1,237	4.1%
2018	53	(22)	(31)	1,071	34	1,158	4.6%
2019	61	(26)	(35)	1,095	22	178	5.2%
2020	62	(27)	(35)	984	54	1,009	6.0%
<b>2021</b>	<b>79</b>	<b>(33)</b>	<b>(46)</b>	<b>1,032</b>	<b>33</b>	<b>1,144</b>	<b>6.9%</b>

(a) Total disposed includes petitions allowed, denied, denied with supervisory order, dismissed and withdrawn.

(b) Relationship between petitions allowed and all petitions disposed, i.e., denied, denied with supervisory order, dismissed, withdrawn, and allowed

# SUPREME COURT CASELOAD

TABLE 3 MANDATORY JURISDICTION APPEALS - GENERAL DOCKET SUPREME COURT OF ILLINOIS 2017 - 2021

	Total Filed	Statute Invalid		Certificate of Importance		Total Disposed	Statue Invalid		Certificate of Importance	
		People	Civil	People	Civil		People	Civil	People	Civil
2017	45	8	37	0	0	3	1	1	0	1
2018	6	3	3	0	0	44	8	36	0	0
2019	2	1	1	0	0	6	3	3	0	0
2020	5	0	5	0	0	6	2	4	0	0
<b>2021</b>	<b>4</b>	<b>1</b>	<b>3</b>	<b>0</b>	<b>0</b>	<b>3</b>	<b>0</b>	<b>3</b>	<b>0</b>	<b>0</b>

TABLE 4 GENERAL DOCKET PEOPLE AND CIVIL CASES - SUPREME COURT OF ILLINOIS 2017 - 2021

	Total Filed	(People)	(Civil)	Total Disposed	(People)	(Civil)
2017	1,354	823	531	1,360	839	521
2018	1,277	796	481	1,291	779	512
2019	1,241	705	536	1,295	774	524
2020	1,191	703	488	1,140	659	481
<b>2021</b>	<b>1,224</b>	<b>798</b>	<b>426</b>	<b>1,164</b>	<b>822</b>	<b>442</b>

# SUPREME COURT CASELOAD

TABLE 5 SUMMARY OF THE CALL OF THE DOCKET- SUPREME COURT OF ILLINOIS 2017-2021

	Cases Submitted	(People)	(Civil)
2017	52(a)	(26)	(26)
2018	58(b)	(27)	(31)
2019	56	(23)	(33)
2020	49(c )	(21)	(28)
<b>2021</b>	<b>76(d)</b>	<b>(29)</b>	<b>(47)</b>

Cases Submitted on briefs without oral argument: (a) 1; (b) 1; (c ) 2; (d) 1

# SUPREME COURT CASELOAD

## TABLE 6 SUMMARY OF OPINIONS - SUPREME COURT OF ILLINOIS 2017 - 2021

	Total Filed (a)	(People)	(Civil)	Disposing of Cases on Merits
2017	59	(33)	(26)	66
2018	48	(24)	(24)	86
2019	53	(18)	(35)	58
2020	60	(27)	(33)	61
<b>2021</b>	<b>67</b>	<b>(24)</b>	<b>(47)</b>	<b>71</b>

(a) Category does not include dissenting or concurring opinions

## TABLE 7 SUMMARY OF REHEARINGS - SUPREME COURT OF ILLINOIS 2017 - 2021

	Total Filed	(People)	(Civil)	Total Allowed (a)	(People)	(Civil)
2017	16	(8)	(8)	0	(0)	(0)
2018	12	(6)	(6)	0	(0)	(0)
2019	9	(4)	(5)	0	(0)	(0)
2020	14	(7)	(7)	0	(0)	(0)
<b>2021</b>	<b>12</b>	<b>(5)</b>	<b>(7)</b>	<b>0</b>	<b>(0)</b>	<b>(0)</b>

(a) Petitions not allowed are denied or, occasionally, dismissed or withdrawn on motion, or not ruled on in the reporting year.

# SUPREME COURT CASELOAD

TABLE 8 ATTORNEY DISCIPLINARY CASES - SUPREME COURT OF ILLINOIS CALENDAR YEAR 2021

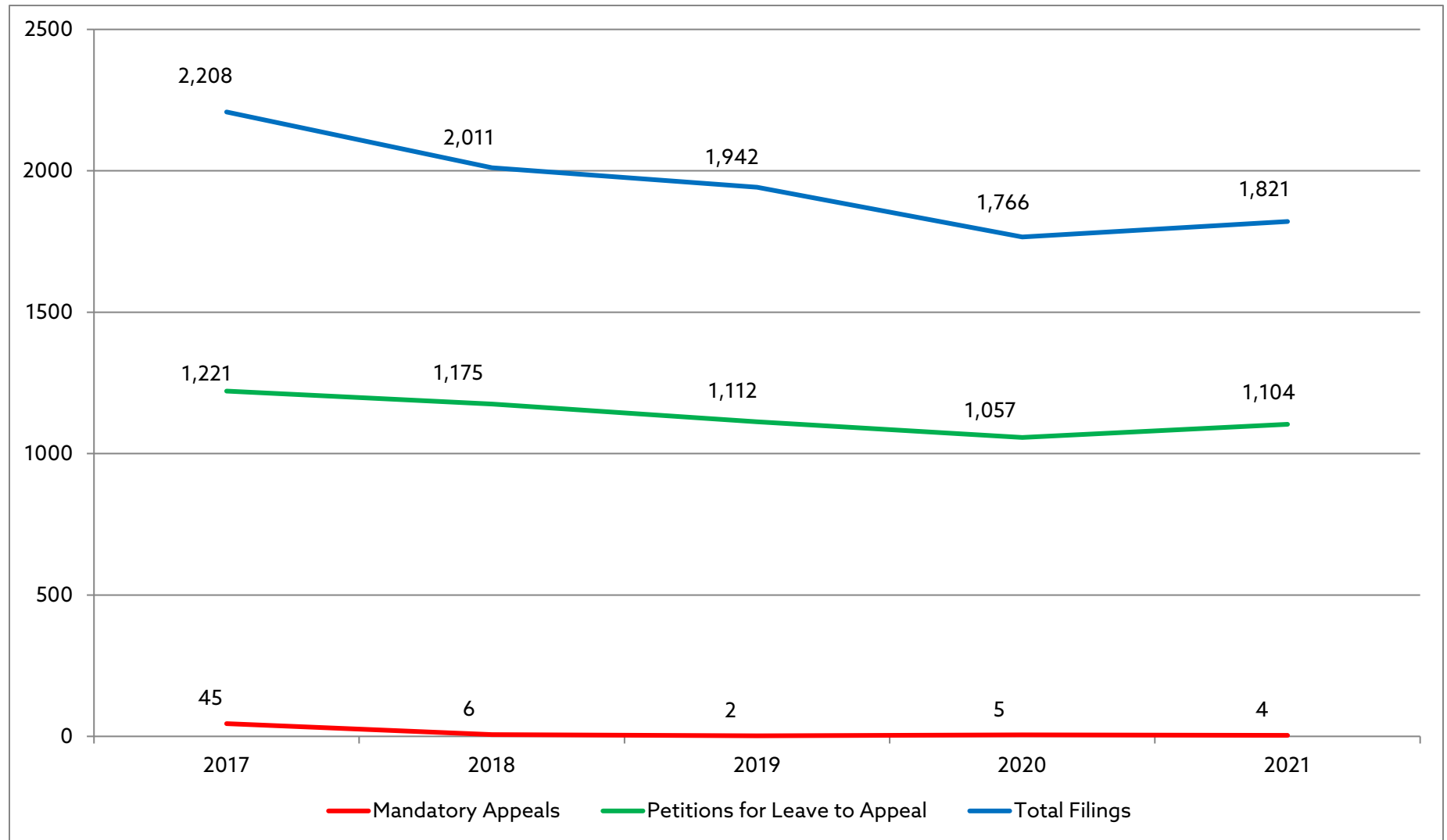
	Dispositions	Total
<b>Discipline Imposed by Order</b>		
Rule 753 proceedings on recommendation of Hearing or Review Board of the Attorney Registration and Disciplinary Commission	15	83
Rule 762(a) Voluntary disbarment	9	
Rule 762(b) Discipline on consent	24	
Rule 763 Reciprocal discipline	35	
<b>Discipline by Opinion</b>	0	0
<b>Interim Suspension Orders</b>		
Rule 761	1	7
Rule 774	6	
<b>Reinstatement to Roll of Attorneys</b>		
Petition Denied	3	3
<b>Total Dispositions</b>		93

Reinstatement Petitions	Reprimand	Censure	Interim Suspension	Probationary Suspension	Suspension	Disbarment	Total Dispositions
3	5	6	7	18	40	16	95 *

\* Discrepancy in totals is due to 3 attorneys receiving 2 different types of disciplines each, and a 4th attorney receiving a discipline that is not tracked here.

# SUPREME COURT CASELOAD

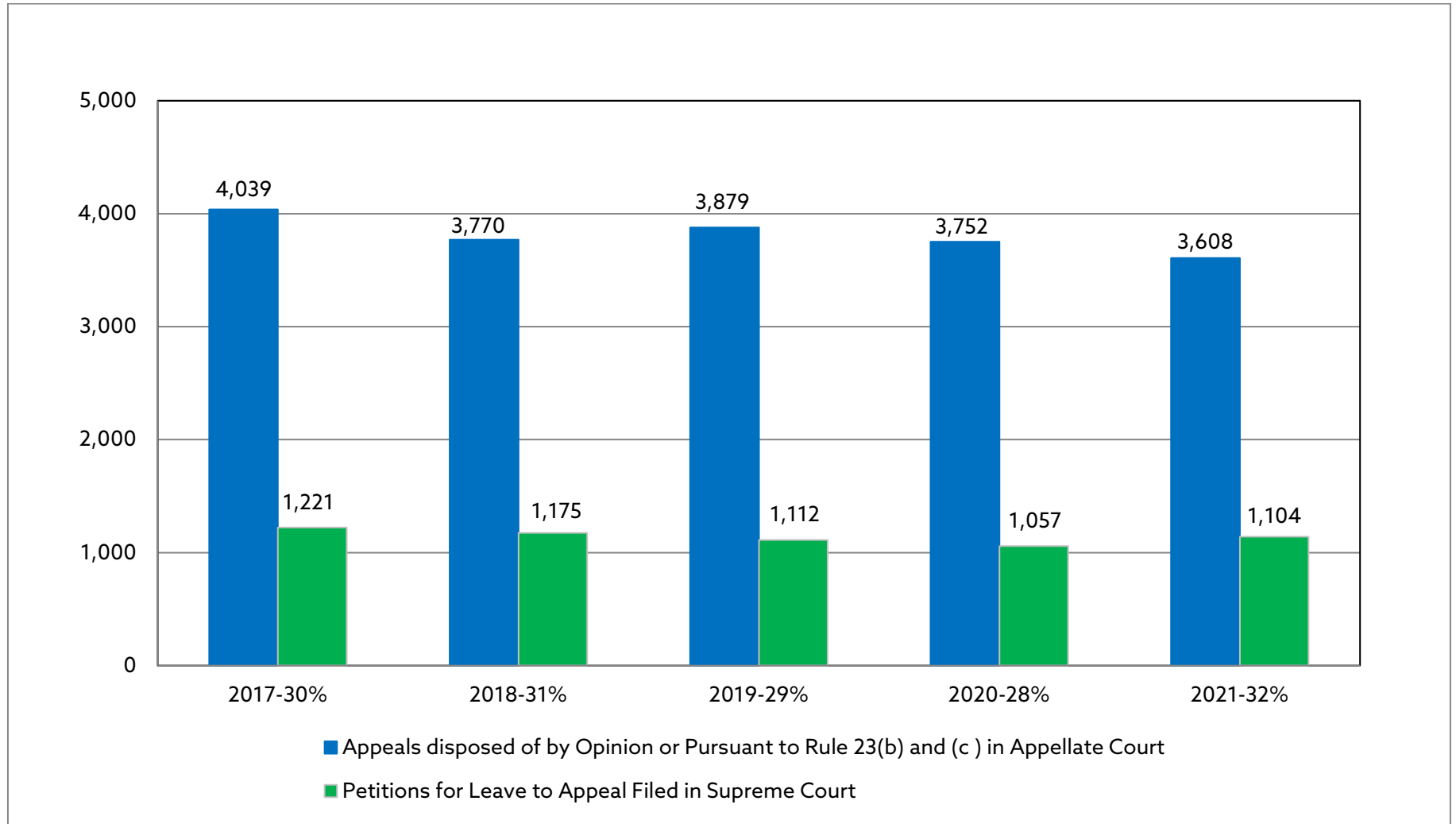
FIGURE 1: FILLINGS 2017 - 2021





## SUPREME COURT CASELOAD

FIGURE 2: PETITIONS FOR LEAVE TO APPEAL FILED AS A PERCENT OF APPEALS DECIDED BY APPELLATE COURT OPINION OR RULE 23 ORDER 2017-2021



Note: Beginning in 2017, appeals disposed total does not include Illinois Workers' Compensation Cases.