

1991 ANNUAL REPORT



to the
SUPREME COURT OF ILLINOIS

ADMINISTRATIVE OFFICE
OF THE
ILLINOIS COURTS

**1991 ANNUAL REPORT
OF THE ADMINISTRATIVE OFFICE
to the
SUPREME COURT OF ILLINOIS**

This report covers calendar year 1991.

**Prepared by
ADMINISTRATIVE OFFICE
OF THE
ILLINOIS COURTS**

Printed by Authority of the State of Illinois
(X24074 — 1,750 — 3/93)
Printed on Contract 1,750 copies at \$8.74 each.

TABLE OF CONTENTS

Title Page	i
Table of Contents	iii
Tribute to Judge Horace Calvo	v
In Memoriam	vi
Judicial Retirements	vii
Letter of Transmittal from William Madden, Acting Director	xi
I. THE SUPREME COURT	1
Judges of the Illinois Supreme Court	3
Benjamin K. Miller Named Chief Justice	4
Supreme Court Organization	4
Jurisdiction	4
Administrative and Supervisory Authority	4
1991 Supreme Court Caseload Summary	5
Clerk of the Supreme Court	5
Supreme Court Marshal	5
Reporter of Decisions	5
Supreme Court Librarian	6
Supreme Court Research Department	6
Judicial Appointments by Supreme Court	6
1992 Annual Report of the Supreme Court to the General Assembly	9
II. THE APPELLATE COURT	15
Jurisdiction and Organization	17
1991 Appellate Court Caseload Summary	18
Administrative Committee of the Illinois Appellate Court	18
Appellate Court Clerks	18
Appellate Court Research Departments	18
Supreme Court Assignment of Judges to the Appellate Court	18
Judges of the Appellate Court of Illinois	19
Judges of the Industrial Commission Division	20
III. THE CIRCUIT COURTS	21
Jurisdiction and Organization	23
1991 Circuit Court Caseload Summary	23
1991 Conference of Chief Circuit Judges	23
Out-of-Circuit Assignments	23
Rule 295 Assignments	24
Clerk of the Circuit Court	25
Judges of the Circuit Court of Illinois	26
IV. THE JUDICIAL CONFERENCE	35
Overview of the Illinois Judicial Conference	37
1991 Annual Meeting of the Illinois Judicial Conference	37
Associate Judge Seminar	38
Appellate Judges Seminar	38
New Judge Seminar	38
Regional Seminar Series	38
V. THE COURTS COMMISSION	41
VI. THE ADMINISTRATIVE OFFICE	45
Tribute to Retired Employees	47
Introduction	47
Executive Office	48
Administrative Services Division	48
Court Services Division	49
Judicial Branch Education Division	52
Judicial Management Information Services	52
Legal Services Division	54

Probation Services Division	55
Age of Pending Cases Reports	57
Secretariat	57
Publications of the Administrative Office	57
Rule 39 — Appointment of Associate Judges	59
Rule 215(d) — Impartial Medical Experts	60
VII. LEGISLATION AFFECTING THE COURTS	63
VIII. 1991 CASELOADS AND STATISTICAL RECORDS OF THE ILLINOIS COURTS	69
Trend of Cases in the Supreme Court	73
Appellate Court Caseload and Statistical Records	77
Circuit Court Caseload and Statistical Records	83
The Illinois Circuit Court Probation 1991 Caseload and Statistical Records	181
Adult Probation Statistics	183
Juvenile Probation Statistics	195
Adult and Juvenile Restitution Report	213
IX. APPENDICES	231
Appendix A — Constitution of 1970, Article VI — The Judiciary	233
Appendix B — Judicial Salary Structure	236
Appendix C — Genealogy of Judges of the Illinois Supreme Court (1818-1991)	237
Appendix D — Judicial Districts of Illinois Supreme and Appellate Courts	238
Appendix E — Judicial Circuits of Illinois	239
Appendix F — Diagram of Illinois Judicial System	240

**TRIBUTE TO
HORACE L. CALVO**

1927-1991

**Supreme Court Justice
Fifth District**

Horace L. Calvo was born in Chicago on January 4, 1927. He graduated from Springfield Junior College, the University of Illinois and St. Louis University Law School. From 1944 to 1947, he served in the U.S. Air Force. His distinguished law career began with his admission to the bar in 1956 after which time he was a solo practitioner in Granite City and in the firm of Calvo, Mateyka & Hill for 19 years. During that time he served as Assistant Attorney General and also served four terms as a Representative in the General Assembly. In 1975, he was appointed to the Third Judicial Circuit and won election to that position the following year. As a trial judge, Justice Calvo heard cases in the criminal felony division and in the civil law division for 12 years. He was assigned by the Supreme Court to the Fifth District Appellate Court in 1987 and elected to the Supreme Court in November, 1988, where he served until his death on June 3, 1991.

Justice Calvo served as president of the Illinois Judges Association and chairman of the Illinois Courts Commission. He also served as chairman of the Civil Law Committee for the 1987 Judicial Conference and as vice-chairman of the Executive Committee's Subcommittee on Legislation. In addition, he was a member of the American, Illinois, Madison County and Tri-City Bar Associations.

IN MEMORIAM OF

Judges who Died in Calendar Year 1991

Supreme Court Justices

Honorable Horace L. Calvo	Fifth District	June 3rd
Honorable Roy J. Solfisburg Jr.*	Second District	April 19th

Circuit Court Judges

Honorable Ernest W. Akemann*	Sixteenth Circuit	May 4th
Honorable Edwin Becker*	Ninth Circuit	April 13th
Honorable Robert R. Buchar	Twelfth Circuit	March 6th
Honorable Thomas R. Casey, Jr.*	Cook County	June 21st
Honorable Ronald James Crane	Cook County	August 3rd
Honorable Wesley A. Eberle*	Fifteenth Circuit	February 18th
Honorable Samuel B. Epstein*	Cook County	March 11th
Honorable John C. Fitzgerald*	Cook County	November 9th
Honorable Frank J. Gollings*	Sixth Circuit	April 29th
Honorable Edward F. Healy*	Cook County	September 5th
Honorable Nicholas J. Matkovic*	Cook County	September 28th
Honorable James E. Murphy	Cook County	December 16th
Honorable Keith F. Scott*	Ninth Circuit	June 6th
Honorable Dean J. Sodaro	Cook County	May 13th
Honorable Robert J. Sulski*	Cook County	May 15th

Associate Circuit Court Judges

Honorable Charles H. Carlstrom*	Fourteenth Circuit	June 21st
Honorable Cornelius J. Collins*	Cook County	September 7th
Honorable Glenn C. Fowlkes*	Cook County	June 21st
Honorable Joseph W. Handy	Cook County	February 16th
Honorable Evelyn F. Johnson	Cook County	September 23rd
Honorable Marvin E. Johnson*	Eighteenth Circuit	August 29th
Honorable John A. Ouska*	Cook County	October 12th
Honorable George W. Pease	Nineteenth Circuit	October 1st
Honorable Emanuel A. Rissman*	Cook County	July 17th
Honorable Robert F. A. Stocke	Fourth Circuit	June 29th

*Retired Judges

Judicial Retirements

The following judges left the Illinois judicial system during 1991 either by retirement, resignation, conclusion of term, or appointment to the federal bench. Those elected, appointed or assigned to judicial office are included.

Appellate Court Judges

Honorable Michel A. Coccia	First District	July 31st
Honorable William S. White	First District	July 31st

Circuit Court Judges

Honorable Wayne R. Andersen	Cook County	November 20th
Honorable Philip B. Benefiel	Second Circuit	December 31st
Honorable Kenneth L. Gillis	Cook County	March 5th
Honorable Carl F.J. Henninger	Eighteenth Circuit	November 1st
Honorable Roland A. Herrmann	Nineteenth Circuit	December 1st
Honorable Eddie C. Johnson	Cook County	October 31st
Honorable Franklin I. Kral	Cook County	December 31st
Honorable Lyle E. Lipe	Eighth Circuit	August 11th
Honorable Francis X. Mahoney	Fifteenth Circuit	August 3rd
Honorable Lester D. McCurrie	Cook County	December 26th
Honorable Joe Billy McDade	Tenth Circuit	December 12th
Honorable Irving R. Norman	Cook County	September 30th
Honorable Ronnie J. Palmer	Cook County	December 31st
Honorable Anthony J. Scotillo	Cook County	July 31st
Honorable Robert L. Sklodowski	Cook County	February 10th
Honorable Joseph R. Spitz*	Fifth Circuit	September 30th
Honorable James E. Sullivan	Cook County	July 31st
Honorable Raymond L. Terrell	Seventh Circuit	July 31st
Honorable Claude E. Whitaker	Cook County	September 30th

Associate Circuit Court Judges

Honorable Charles A. Alfano	Cook County	June 30th
Honorable John J. Beatty	Cook County	February 5th
Honorable Peter Bianco Jr.	Cook County	June 30th
Honorable George Z. Chrones	Cook County	June 30th
Honorable Margaret O. Coffin	Eighteenth Circuit	December 15th
Honorable Kevin P. Connelly	Eighteenth Circuit	June 30th
Honorable W. Mark Dalton	Eleventh Circuit	September 4th
Honorable Eric S. DeMar	Fifteenth Circuit	June 30th
Honorable Bruce Douglas Falk	Twelfth Circuit	July 31st
Honorable Dennis M. Horan	Cook County	June 30th
Honorable Bruce D. Irish	Second Circuit	June 30th
Honorable Jonathan Isbell	Third Circuit	June 30th
Honorable Howard R. Kaufman	Cook County	September 15th
Honorable Joseph C. Moore II	Fifth Circuit	September 3rd
Honorable John T. O'Donnell	Cook County	September 30th
Honorable John R. Ryan	Cook County	July 31st
Honorable Anne O'Laughlin Scott	Cook County	April 30th
Honorable Edward D. Smith	Twelfth Circuit	June 30th
Honorable Bernard R. Spak	Cook County	June 30th
Honorable Brian F. Telander	Eighteenth Circuit	March 31st
Honorable Peter K. Wilson Jr.	Sixteenth Circuit	March 31st

*Circuit Assigned

**REPORT OF THE ACTING DIRECTOR
WILLIAM M. MADDEN**



Administrative Office of the Illinois Courts

William M. Madden, Acting Director
Suite 2017 - 30 North Michigan Ave.
Chicago, IL 60602-3658

Telephone (312) 793-3250
Facsimile (312) 793-1335

Supreme Court Building
Springfield, IL 62701-1791

Telephone (217) 782-7770
Facsimile (217) 785-9114

TO: The Honorable Chief Justice and
Justices of the Supreme Court


I am pleased to submit the Annual Report of the Administrative Office for the calendar year 1991. The report provides an overview of the organization and services of the Administrative Office and contains detailed statistics which reflect the workload of the Illinois judiciary.

During 1991, all three levels of the Illinois court system disposed of more cases than were filed, thereby reducing the backlog of pending cases. The judges, clerks, court personnel, and other employees of the Illinois judicial system are to be commended for this accomplishment.

The Administrative Office endeavors to discharge its constitutional responsibility to assist the Court in exercising "general administrative and supervisory authority over all courts" to provide the highest quality of service to the citizens of Illinois.

Respectfully submitted,


William M. Madden
Acting Director



ILLINOIS SUPREME COURT BUILDING
Springfield, Illinois

Drawing by William H. Crook

I THE SUPREME COURT

**JUSTICES OF THE SUPREME COURT OF ILLINOIS
(December 31, 1991)**

FIRST DISTRICT

Michael A. Bilandic
Chicago
William G. Clark
Chicago
Charles E. Freeman
Chicago

SECOND DISTRICT

Thomas J. Moran
Lake Forest

THIRD DISTRICT

James D. Heiple
Pekin

FOURTH DISTRICT

Benjamin K. Miller, Chief Justice
Springfield

FIFTH DISTRICT

Joseph F. Cunningham
Belleville

BENJAMIN K. MILLER NAMED CHIEF JUSTICE

Benjamin K. Miller has been selected as chief justice for a three-year term commencing January 1, 1991. Justice Miller succeeds Thomas J. Moran who had been chief justice since January 1, 1988.

Chief Justice Miller was elected to the supreme court in 1984. Prior to his election, he was a judge of the Appellate Court for the Fourth Judicial District from 1982 until 1984. He began his judicial career in 1976 when the supreme court appointed him as a circuit judge of the Seventh Judicial Circuit, a post to which he was elected in 1978. During his service on the trial court, he was presiding judge of the Sangamon County Circuit Court Criminal Felony Division and chief judge of the Seventh Circuit. By special assignment, he was the trial judge in the "Pontiac 17" prison riot murder case, during 1979-81, tried in Chicago on a judge of venue.

Chief Justice Miller is a graduate of Southern Illinois University of Carbondale and Vanderbilt University law school in Nashville, Tennessee. Upon his admission to the Illinois Bar in 1961, he engaged in the private practice of law in Springfield, devoting most of his practice to civil litigation. He was a member of a number of Springfield business and charitable organizations, and national, local and state bar associations, including the Illinois State Bar Association where he served as a member of the Board of Governors, as Treasurer, and on numerous committees and section councils.

Chief Justice Miller has been a special assistant attorney general, vice-chairman of the Springfield Election Commission, and a member of the board of directors of the Illinois Bar Foundation and Illinois Bar Automated Research Foundation. He served by appointment of the supreme court as a member of a committee to study Illinois rules of evidence.

In addition to those duties associated with being a judge of the supreme court, Chief Justice Miller is currently a member of the Board of Directors of the American Judicature Society, has served as chairman of the Illinois Courts Commission from 1988 to 1991, and as the court's liaison to the IPI-Criminal Jury Instructions Committee and the Rules Committee. He has served as liaison to the Conference of Chief Circuit Judges.

THE SUPREME COURT

ORGANIZATION

The Supreme Court, highest tribunal in the Illinois judicial system, consists of seven judges, each of whom is elected to serve a ten year term. Three judges are elected from the First Judicial District and one judge from each of the other four Judicial Districts. A map of the judicial districts of the supreme and appellate courts is shown in Appendix D. A diagram of the Illinois judicial

system is shown in Appendix F. Four judges constitute a quorum and the concurrence of four is necessary for a decision. A chief justice is selected from among the judges to serve a three year term. (Ill. Const. 1970, art. VI, secs. 2, 3 and 10.)

The Court is in session in Springfield, and occasionally in Chicago, for five terms each year during the months of January, March, May, September, and November. At each term the Court issues opinions, holds conferences, hears oral arguments, rules on motions, considers modifications to Supreme Court rules, and meets with the Administrative Director to consider administrative and budgetary matters.

JURISDICTION

The Supreme Court may exercise original jurisdiction in cases relating to revenue, mandamus, prohibition or habeas corpus and as may be necessary to the complete determination of any case on review. As a matter of right, the Court hears appeals from judgments of circuit courts imposing death sentences. The Court also hears appeals, as a matter of right, from the appellate court which involve a question arising under the U.S. Constitution, or, under the Illinois Constitution, provided the issue arises for the first time in and as a result of the action of the appellate court, or, if a division of the appellate court certifies that a case decided by it involves a question of such importance that the case should be decided by the Supreme Court. (Ill. Const. 1970, art. VI, sec. 4.)

ADMINISTRATIVE AND SUPERVISORY AUTHORITY

General administrative and supervisory authority over the unified court system is vested in the Supreme Court by the Constitution. To aid the Chief Justice in exercising this authority, the Court appoints an Administrative Director and staff. (Ill. Const. 1970, art. VI, sec. 16.) In addition, the Constitution identifies specific administrative powers which the Court shall or may exercise. These powers include prescribing the number of appellate divisions in each judicial district, assigning judges to appellate divisions, prescribing the time and place for appellate divisions to sit, providing for the manner of appointing associate judges, providing for matters assignable to associate judges, filling judicial vacancies by appointment in the absence of a law, prescribing rules of conduct for judges, assigning retired judges to judicial service, temporarily assigning judges, providing for an annual judicial conference and reporting thereon annually in writing to the General Assembly, and appointing non-judicial officers of the Court.

The Court exercises other administrative functions pursuant to statute or through power inherent in the operation of the Court. The annual judicial budget, prepared by the Administrative Director, is approved by the Court.

The Court also appoints the State Appellate Defender and two persons to the State Appellate Defender Commission and three judges to the Board of Trustees of the Judges Retirement System. From time to time, the Court appoints committees to study and suggest amendments in substantive and procedural law, rules of court, and other matters affecting the administration of justice.

1991 SUPREME COURT CASELOAD SUMMARY

During 1991, cases filed in the Supreme Court of Illinois totaled 2,718 on the three dockets, a 3.3% increase in total case filings from 1990. There was a gain of 79 cases on the General Docket, which is the predominant docket, a 4.8% increase over 1990 filings, for a total of 1,723 General Docket cases filed, including 24 appeals from statutes held unconstitutional and 26 appeals in death penalty cases. The Court disposed of 2,685 cases, a 5.9% increase in dispositions from the previous years.

The Court filed 116 full opinions disposing of 133 cases; ruled on 51 petitions for rehearing; and disposed of 1,470 petitions for leave to appeal, allowing 124 petitions or 8.4%, one less petition than allowed in 1990. As in prior years, more civil petitions were allowed than people's (criminal) petitions although typically more people's petitions are filed. In addition, the Court imposed discipline in 82 attorney discipline cases.

The Court considered approximately 1,950 motions on the General Docket alone; including 87 original action motions under Rule 381 and 383, generally cases in which the Court is asked to review interlocutory decisions of lower courts. The Court entertained oral argument in 153 cases, and 2 cases were submitted on briefs, for a total 155 cases taken under advisement in 1991, which is a 15% increase in submissions from 1990.

The Court licensed 2,975 attorneys in 1991, a 12.8% increase over 1990 admissions to the bar.

OFFICERS APPOINTED BY THE SUPREME COURT

THE CLERK OF THE SUPREME COURT

Juleann Hornyak has served as the Clerk of the Illinois Supreme Court since her appointment in July, 1982. The Clerk is responsible for processing cases and other filings and maintaining dockets, records, files, and statistics on the activities of the Court.

The Clerk maintains two offices: the main office (with 11 deputy clerks) in the Supreme Court Building in Springfield and a satellite office (with two deputy clerks) in the Richard J. Daley Center in Chicago. The Springfield office is a full-service operation. The satellite office, opened in 1986, accommodates the filing and processing of motions and corresponding orders from the populous First District, distributes opinions, rule changes and other announcements simultaneously with their release in

Springfield, and addresses case-related and procedural inquiries from the public.

The foremost responsibility of the Clerk's office is assisting the Court in the management of its caseload, which is contained on three separate dockets. Maintaining these dockets consists of checking to see that tendered cases are within the Court's jurisdiction, that documents are in proper form and that parties otherwise conform to the applicable Supreme Court rules, that filing dates are met so that cases can proceed according to schedule, and that matters are presented to the Court for disposition at the appropriate time. The Clerk's office monitors the flow of cases from initiation to the issuance of mandates and final orders.

In addition to case-related responsibilities, the Clerk's office is responsible for the following:

1. Maintaining the roll of attorneys licensed to practice in Illinois;
2. Processing the licensing of attorneys and coordinating the semi-annual admission ceremonies;
3. Registering and renewing professional service corporations and associations engaged in the practice of law;
4. Filing judicial financial disclosure statements; and
5. Serving as a public information office of the Court.

THE SUPREME COURT MARSHAL

Since her appointment in 1989, Carolyn D. Taitt has served as Marshal of the Illinois Supreme Court.

The Marshal oversees all renovations, repairs, and daily maintenance of the Supreme Court building and grounds; maintains security for all employees of the building and all Justices around the clock; extends courtesies and welcome mats to all groups and/or individuals seeking a tour of the building, and shares her knowledge of not only the facilities but also the history of the Court with those interested in learning about the general day-to-day operations of the Supreme Court. In fulfilling these responsibilities, the Marshal oversees a staff of fifteen employees.

In addition, the Marshal attends all sessions of the Court, both in Springfield and Chicago, and performs other duties at the direction of the Court, including serving legal documents on individual attorneys in disciplinary matters.

REPORTER OF DECISIONS

The Office of the Reporter of Decisions for the Illinois Supreme and Appellate Courts publishes the opinions of the Supreme Court and the Appellate Court in the soft-back Official Reports Advance Sheets, and the hardbound

Illinois Reports, Second Series, and the Illinois Appellate Reports, Third Series. In 1991, the office published six volumes of the Illinois Reports, and sixteen volumes of the Illinois Appellate Reports, along with the bi-weekly Advance Sheets. Seventeen full-time staff members at the Reporter's office in Bloomington prepare the reviewing courts' opinions for publications by verifying all case citations, editing the opinions for style and grammar, and composing head notes, attorney lines, tables of cases, topical summaries, and indices. Additionally, typesetting of the Official Reports is performed in-house.

Brian C. Ervin has served as Reporter of Decisions since 1987.

SUPREME COURT LIBRARIAN

Brenda I. Larison was appointed Supreme Court Librarian in July, 1991. She received her Masters in Library Science from the University of Michigan. She previously had been Head Librarian at the Illinois Legislative Research Unit. The Supreme Court Librarian is responsible for directing all of the operations of the library and the acquisition of research materials for the Supreme Court. During 1991, Christine A. Clatt continued to assist the Supreme Court Librarian in her position as Librarian.

The staff of the Supreme Court Library provides research and reference assistance to the Supreme Court. The library contains over 85,000 volumes, consisting of federal and state primary authority, as well as secondary authority, such as encyclopedias, treatises, Restatements, loose-leaf services, case digests, ALR's and over 500 serial titles, specializing in Illinois, labor, tax, and criminal law. The library serves the Supreme Court, the state judiciary, other state government, the bar and the public.

THE SUPREME COURT RESEARCH DEPARTMENT

The Research Department, headed by Director of Legal Research, Douglas K. Smith, is responsible for performing a variety of tasks which aid the Court in the disposition of appeals. Specifically, research attorneys provide a variety of legal research and writing assignments which include preparation of memoranda on pending petitions for leave to appeal, cases briefed and ready for oral argument, and full-court motions. Research attorneys also assist in drafting supervisory orders and participate in special research projects for the Court.

During 1991, the Research Department staff consisted of the Director, six research attorneys, an administrative secretary and two secretaries.

JUDICIAL APPOINTMENTS BY THE SUPREME COURT

The Supreme Court made the following appointments, pursuant to Article VI, section 12 of the Illinois Constitution of 1970, to fill vacancies in the offices of Supreme, Appellate or Circuit judges.

Justice of the Supreme Court

Joseph F. Cunningham
Effective 6/17/91

(To fill the vacancy created by the death of Justice Horace L. Calvo)

Judges of the Circuit Court

Edward Benecki
Second Judicial Circuit
Effective 1/1/92

(To fill the vacancy of Philip B. Benefiel)

James C. Franz
Nineteenth Judicial Circuit
At Large
Effective 12/2/91

(To fill the vacancy of Roland A. Herrmann)

Robert K. Kilan
Eighteenth Judicial Circuit
At Large
Effective 12/2/91

(To fill the vacancy of Carl F.J. Henninger)

M. Carol Pope
Eighth Judicial Circuit
Effective 11/22/91
(To fill the vacancy of Lyle E. Lipe)

Richard J. Larson
Sixteenth Judicial Circuit
Effective 12/2/91
(One Judgeship created by Public Act 87-145 in Kane County)

Robert Byrne
Eighteenth Judicial Circuit
At Large
Effective 12/2/91
(One of 3 judgeships created by Public Act 87-145 in the Eighteenth Judicial Circuit)

Peter Dockery
Eighteenth Judicial Circuit
At Large
Effective 12/2/91
(One of 3 judgeships created by Public Act 87-145 in the Eighteenth Judicial Circuit)

Ronald Mehling
Eighteenth Judicial Circuit
At Large
Effective 12/2/91
(One of 3 judgeships created by Public Act 87-145 in the Eighteenth Judicial Circuit)

Ward Arnold
Nineteenth Judicial Circuit
McHenry County
Effective 12/2/91
(One judgeship created by
Public Act 87-145 in the
Nineteenth Judicial Circuit)

Raymond McKoski
Nineteenth Judicial Circuit
Lake County
Effective 12/2/91
(One of 2 judgeships created
by Public Act 87-145 in the
Nineteenth Judicial Circuit)

Henry Tonigan
Nineteenth Judicial Circuit
Lake County
Effective 12/2/91
(One of 2 judgeships created
by Public Act 87-145 in the
Nineteenth Judicial Circuit)

Marvin P. Luckman
Cook County
At Large
Effective 10/23/91
(To fill the vacancy of Ronald J. Crane)

Gus P. Giannis
Cook County
At Large
Effective 10/1/91
(To fill the vacancy of Irving R. Norman)

Eric S. DeMar
Fifteenth Judicial Circuit
At Large
Effective 8/5/91
(To fill the vacancy of Francis X. Mahoney)

Thomas F. Dwyer
Cook County
At Large
Effective 8/1/91
(To fill the vacancy of James E. Sullivan)

Joan M. Corboy
Cook County
At Large
Effective 8/1/91
(To fill the vacancy of Anthony J. Scotillo)

Patricia A. Schneider
Twelfth Judicial Circuit
Effective 5/17/91
(To fill the vacancy of Robert R. Buchar)

Ronald C. Dozier
Eleventh Judicial Circuit
Effective 4/15/91
(To fill the vacancy of Keith E. Campbell)

Richard R. Rochester
Cook County
Outside the City Limits of Chicago
Effective 2/14/91
(To fill the vacancy of Robert Sklodowski)

James B. Klein
Cook County
At Large
Effective 2/14/91
(To fill the vacancy of P.A. Sorrentino)

Morton Zwick
Cook County
At Large
Effective 1/11/91
(To fill the vacancy of Angelo D. Mistretta)

Moshe Jacobius
Cook County
At Large
Effective 1/11/91
(To fill the vacancy created by the election of
Jill K. McNulty to the Appellate Court, First District)

Francis X. Golniewicz
Cook County
At Large
Effective 1/11/91
(To fill the vacancy of Cornelius F. Dore)

Vincent Gaughan
Cook County
At Large
Effective 1/11/91
(To fill the vacancy of Gerald S. Murphy)

Shelvin Louise Hall
Cook County
Within the City Limits of Chicago
Effective 1/11/91
(To fill the vacancy of Lucia T. Thomas)

James Kennedy
Cook County
Within the City Limits of Chicago
Effective 1/11/91
(To fill the vacancy of Albert S. Porter)

Dorothy Kirie Kinnaird
Cook County
At Large
Effective 1/11/91
(To fill the vacancy of John P. Tully)

William Maddux
Cook County
Within the City Limits of Chicago
Effective 1/11/91
(To fill the vacancy created by the election of
Thomas R. Rakowski to the Appellate Court, First District)


John J. Moran
Cook County
At Large
Effective 1/11/91
(To fill the vacancy of Robert G. Mackey)

William P. O'Malley
Cook County
Within the City Limits of Chicago
Effective 1/11/91
(To fill the vacancy of Thomas J. Maloney)

Stuart F. Lubin
Cook County
At Large
Effective 1/11/91
(To fill the vacancy of David J. Shields)

William E. Holdridge
Ninth Judicial Circuit
Effective 1/3/91
(To fill the vacancy created by the
election of Kent Slater to the Appellate
Court, Third District)

Robert A. Barnes, Jr.
Tenth Judicial Circuit
Effective 1/3/91
(To fill the vacancy created by the election
of Michael P. McCuskey to the Appellate
Court, Third District)



CHAMBERS OF
BENJAMIN K. MILLER
CHIEF JUSTICE
SUPREME COURT OF ILLINOIS

FIRST OF AMERICA CENTER, SUITE 560
ONE NORTH OLD STATE CAPITOL PLAZA
SPRINGFIELD, ILLINOIS 62701

January 29, 1992

Honorable Philip J. Rock, President
State Senate
State House
Springfield, IL 62706

Honorable Michael J. Madigan, Speaker
House of Representatives
State House
Springfield, IL 62706

Gentlemen:

This report is submitted in accordance with section 17 of Article VI of the Illinois Constitution of 1970 which provides: "The Supreme Court shall provide by rule for an annual judicial conference to consider the work of the courts and to suggest improvements in the administration of justice and shall report thereon annually in writing to the General Assembly..."

The Supreme Court is committed to the effective administration of justice and the management of the courts, to the careful stewardship of those resources provided for the operation of the courts, and to the development of plans and goals designed to assure improvements in the Illinois court system in meeting the needs of our citizens. The Supreme Court, in conjunction with the American Judicature Society, will this year hold a conference on the Future of the Courts in Illinois.

In recent years, the Supreme Court has recommended that the General Assembly address the issue of state funding of the Circuit Courts. In light of the fiscal crisis, that recommendation is not contained in this year's report. The Court will renew this recommendation in a future report.

Keeping in mind the separate roles of the Supreme Court and the General Assembly, we do not intend to intrude upon the prerogatives of the General Assembly in determining what legislation should be enacted. It is gratifying, however, to note that the General Assembly, over the years, has acted to implement many of the suggestions made by the Court.

Honorable Philip J. Rock
Honorable Michael J. Madigan
January 29, 1992
Page 2

I respectfully submit that the suggestions contained within this report merit the consideration of the General Assembly.

Sincerely,

A handwritten signature in dark ink, appearing to read "Ben K. Miller", with a stylized, flowing script.

Benjamin K. Miller

BKM:js

Enc.

CC: Members of the General Assembly

1991 ANNUAL REPORT OF THE SUPREME COURT TO THE GENERAL ASSEMBLY (Submitted on January 30, 1992)

TABLE OF CONTENTS

Section I. General policy concerns	<u>Page</u>
1. Judicial Advisory Council	12
2. Statute requiring judicial note on certain legislation should be followed by the General Assembly	12
Section II. Recent Opinions of the Supreme Court that suggest legislative action	
1. Provide consistency between the mandatory retirement provisions of investigators of the Secretary of State and the age discrimination prohibition of the Human Rights Act	12
2. The competing interests and conflicts between the Joint Tortfeasor Contribution Act and the Workers' Compensation Act should be studied by the General Assembly	12
3. Should a federal district court's dismissal of a cause of action on the basis of improper venue be grounds under the savings statute?	12
4. Uniform Direct Review Procedure in Administrative Actions	12
5. Should the concept of market share liability be available to the citizens of Illinois?	13
6. The legislature should clarify the gang-transfer provisions of the Juvenile Court Act	13
7. "Good Faith" as it appears in the Uniform Commercial Code should be clarified for consistency in its concept.	13
8. Should legal separation and dissolution of marriage be treated alike in regard to judicial modifications of agreements?	13
9. The Code of Civil Procedure should provide that the timely filing of a direct complaint would extend the time period for filing an action for contribution	13
Section III. Additional concerns suggested for consideration by the General Assembly	
1. Transfer the appointment of commissioners on the Board of Elections to non-judicial officials	14
2. The Illinois Vehicle Code and any other relevant statutory provisions should provide that local traffic ordinance use numbering systems permitting the manual and computer recognition of comparable state law offenses	14
3. The Insurance Code should be amended to eliminate court approval of compensation paid for receivership administration	14
4. Providing by statute that all determinations of competency to stand trial be made by the court	14

THE SUPREME COURT ANNUAL REPORT TO THE GENERAL ASSEMBLY

Section I. General Policy Concerns.

1. JUDICIAL ADVISORY COUNCIL.

In the years that it was in operation, the Judicial Advisory Council played a constructive role in providing a forum for the consideration and resolution of a number of issues related to the Judicial Branch of government. One of the most important functions was to advise the General Assembly of the impact on the Judicial Branch of proposed legislation. The Council was a committee consisting of legislators and attorneys from throughout the State which met periodically to consider issues and problems as they related to the Judicial Branch and to develop solutions to those issues. These were then presented to the General Assembly.

The Supreme Court suggests that the General Assembly revive the Judicial Advisory Council.

2. STATUTE REQUIRING JUDICIAL NOTE ON CERTAIN LEGISLATION SHOULD BE FOLLOWED BY THE GENERAL ASSEMBLY.

The Supreme Court is deeply concerned about the purpose or effect of a bill which is to directly or indirectly increase the number of judges in Illinois without an assessment of the judiciary as a whole, and urges the General Assembly to invoke the Judicial Note Act (Ill. Rev. Stat. 1989, ch. 63, par. 42.61 *et seq.*) whenever the purpose or effect of a bill or a bill amendment is to directly or indirectly increase, or decrease, the number of judges in Illinois.

Section II. Recent opinions of the Supreme and Appellate Courts that suggest legislative action.

1. PROVIDE CONSISTENCY BETWEEN THE MANDATORY RETIREMENT PROVISIONS OF INVESTIGATORS OF THE SECRETARY OF STATE AND THE AGE DISCRIMINATION PROHIBITION OF THE HUMAN RIGHTS ACT.

In State of Illinois v. Mikusch (1990), 138 Ill. 2d 242, the Supreme Court held that the mandatory retirement provisions of Section 2-115 of the Illinois Vehicle Code (Ill. Rev. Stat. 1981, ch. 95 1/2, par. 2-115) are in irreconcilable conflict with the provisions of the Human Rights Act (Ill. Rev. Stat. 1981, Ch. 68, par. 1-101 *et seq.*), and that the Human Rights Act is controlling.

The Supreme Court suggests that the General Assembly consider examining the conflict in Section 2-115 of the Illinois Vehicle Code (Ill. Rev. Stat. 1989, ch. 95 1/2, par. 2-115) and the provisions of the Human Rights Act (Ill. Rev. Stat. 1989, ch. 68, pars. 1-101 *et seq.*).

2. THE COMPETING INTERESTS AND CONFLICTS BETWEEN THE CONTRIBUTION ACT AND THE WORKERS' COMPENSATION ACT SHOULD BE STUDIED BY THE GENERAL ASSEMBLY.

The Supreme Court suggests that the General Assembly consider the Court's recent opinion in the case of Kotecki v. Cyclops Welding Corp. (April 18, 1991), No. 68568, *reh'g denied*, Dec. 2, 1991, slip op. at 8, with a view to resolving any conflicts between portions of the Workers' Compensation Act and the Joint Tortfeasor Contribution Act (Ill. Rev. Stat. 1989, ch. 48, pars. 138.5(a), (b), and 138.11; and ch. 70, par. 301 *et seq.*).

3. SHOULD A FEDERAL DISTRICT COURT'S DISMISSAL OF A CAUSE OF ACTION ON THE BASIS OF IMPROPER VENUE BE GROUNDS UNDER THE SAVINGS STATUTE?

The Supreme Court in DeClerck v. Simpson (1991), 143 Ill. 2d 489, held that the savings statute (Ill. Rev. Stat. 1987, ch. 110, par. 13-217) (which extends the statute of limitations for causes of action dismissed on specified grounds) is inapplicable to a Federal district court's dismissal of a cause of action on the basis of improper venue. The majority opinion noted that whether or not it would be a good public policy to include a Federal district court's dismissal of a cause of action on the basis of improper venue as an additional savings statute condition is an issue to be considered by the legislature.

The Supreme Court suggests that the General Assembly study whether a Federal district court's dismissal of a cause of action on the basis of improper venue should be an additional savings statute condition.

4. UNIFORM DIRECT REVIEW PROCEDURES IN ADMINISTRATIVE ACTIONS.

In County of Cook v. Cermak Health Services v. Illinois Local Labor Relations Board (1991), 144 Ill. 2d 326, 334-35, the Supreme Court stated "that the legislature has the power under article VI, section 6, of the constitution to provide for direct appellate review of administrative actions. The use of such legislative authority must be explicitly stated, however, or when statutory requirements enacted pursuant to the legislature's constitutional power under article VI, section 6, are in conflict with this court's rules, our rules will control."

The Supreme Court urges the General Assembly to consider the Supreme Court's decision in County of Cook and to re-examine the direct review provisions of various Acts with a view toward providing uniform direct review procedures which correspond with Supreme Court Rule 335.

5. SHOULD THE CONCEPT OF MARKET SHARE LIABILITY BE AVAILABLE TO THE CITIZENS OF ILLINOIS?

The issue in Smith v. Eli Lilly & Co. (1990), 137 Ill. 2d 222, was whether Illinois should substitute for the element of causation, in fact, a theory of market share liability, when the identification of the manufacturer of the drug that injured the plaintiff is not possible.

The Supreme Court, in both the majority and dissenting in part opinions, held that the concept of market share liability is more suitable for consideration and thorough study by the General Assembly rather than one to be developed through litigation.

6. "GANG-TRANSFER" PROVISION IN JUVENILE COURT ACT SHOULD BE CLARIFIED.

The legislature may want to examine the gang transfer provisions of the Juvenile Court Act. (Ill. Rev. Stat. 1989, ch. 37, par. 805-4(3.1).)

Our Court recently considered the question of the constitutionality of sections 5-4(3.1) of the Juvenile Court Act of 1987. That section, the so-called "gang-transfer" provision, permits the State's Attorney to file a petition/motion to prosecute a case under the criminal laws rather than under the Juvenile Court Act, if the petition/motion alleges (1) that the minor, age 15 years or older, committed a forcible felony, (2) that the minor had been previously adjudicated a delinquent for a felony, and (3) that the forcible felony "was committed in furtherance of criminal activity by an organized gang." (Ill. Rev. Stat. 1989, ch. 37, par. 805-4(3.1).) The section goes on to say that the juvenile court judge is "to hear and determine" the petition/motion, and "upon determining that (the) allegations are true, enter an order permitting (criminal) prosecution***" Ill. Rev. Stat. 1989, ch. 37, par. 805-4(3.1).

In People v. P.H. (1991), 145 Ill. 2d 209, our Court upheld the constitutionality of section 5-4(3.1). However, in doing so, the majority opinion rejected a double jeopardy challenge that the standard of proof at the "gang-transfer" hearing is beyond a reasonable doubt. While noting that the standard of proof at these hearings parallels that "in other (juvenile court) transfer proceedings," the Court's majority said that the "legislature has not yet spoken on what standard of proof is required for transfer under the 'gang-transfer' provision." (People v. P.H. (1991), 145 Ill. 2d 209, 225.) The specially concurring opinion, though, suggested that probable cause is the correct standard of proof under section 5-4(3.1). People v. P.H. (1991), 145 Ill. 2d 209, 237 (Miller, C.J., joined by Cunningham, J., specially concurring).

The Supreme Court urges the General Assembly to provide a standard of proof in section 5-4(3.1) of the Juvenile Court Act.

7. "GOOD FAITH" AS IT APPEARS IN THE UNIFORM COMMERCIAL CODE SHOULD BE CLARIFIED AND PROVIDE FOR CONSISTENCY IN ITS CONCEPT.

In Watseka First National Bank v. Ruda (1990), 135 Ill. 2d 140, our Court noted the apparent deliberate exclusion of the duty to act in a commercially reasonable manner from Section 1-208 of the Uniform Commercial Code (Ill. Rev. Stat. 1987, ch. 26, par. 1-208).

The Supreme Court, therefore, recommends that the General Assembly consider amending section 1-208 of the Uniform Commercial Code (Ill. Rev. Stat. 1987, ch. 26, par. 1-208) to clarify and provide for consistency in the concept of "good faith" as it appears in the Uniform Commercial Code.

8. SHOULD LEGAL SEPARATION AND DISSOLUTION OF MARRIAGE BE TREATED ALIKE IN REGARD TO JUDICIAL MODIFICATIONS OF AGREEMENTS?

Our court in In re Marriage of Sutton (1990), 136 Ill. 2d 441, held that Section 502(f) of the Marriage and Dissolution of Marriage Act dealing with the limits on modification of agreements under the Act (Ill. Rev. Stat. 1987, ch. 40, par. 502(f)) does not apply in cases of legal separation. A dissolution of marriage terminates the legal relationship between husband and wife by act of law, while a legal separation does not. The court noted that such explicit authority to limit modifications in dissolution does not, however, preclude judicial modification in relation to separation agreements.

The Supreme Court suggests that the General Assembly should consider whether legal separation and dissolution of marriage should be treated alike in regard to judicial modifications of agreements.

9. THE CODE OF CIVIL PROCEDURE SHOULD PROVIDE THAT THE TIMELY FILING OF A DIRECT COMPLAINT WOULD EXTEND THE TIME PERIOD FOR FILING AN ACTION FOR CONTRIBUTION.

In Hayes v. Mercy Hospital & Medical Center (1990), 136 Ill. 2d 450, our Court ruled that an action for contribution must be filed within the four year time limit specified in section 13-212 of the Code of Civil Procedure (Ill. Rev. Stat. 1987, ch. 110, par. 13-212(a)). The dissenting opinions (Hayes v. Mercy Hospital & Medical Center (1990), 136 Ill. 2d 450, 471 (Clark, J. dissenting), 473 (Calvo, J., joined by Ward and Clark, JJ., dissenting), believed that in this case such an interpretation denied a constitutional right for "certain remedy". Justice Clark, in his dissent, observes that the majority's opinion in interpreting the statute of repose effectively precludes contribution actions in medical malpractice cases where a party files the complaint on or near the last day of the repose statute. See also Pederson v. West (1990), 205 Ill. App. 3d 200.

The Supreme Court invites the General Assembly to consider whether it is appropriate to amend the provisions of the Code of Civil Procedure regarding the time limit for filing contribution actions.

Section III. Additional Concerns suggested for consideration by the General Assembly.

1. TRANSFER THE APPOINTMENT OF COMMISSIONERS OF THE BOARD OF ELECTIONS TO NON-JUDICIAL OFFICIALS.

The Supreme Court suggests that the General Assembly remove from the judiciary the function of the circuit court appointing commissioners to the Board of Election Commission in municipalities having such boards (Ill. Rev. Stat. 1989, ch. 46, par. 6-21) and place this function in some non-judicial body.

2. THE ILLINOIS VEHICLE CODE AND ANY OTHER RELEVANT STATUTORY PROVISIONS SHOULD PROVIDE THAT LOCAL TRAFFIC ORDINANCE USE NUMBERING SYSTEMS PERMITTING THE MANUAL AND COMPUTER RECOGNITION OF COMPARABLE STATE LAW OFFENSES.

The circuit court clerks, and the Secretary of State in particular, report that there is wide disparity in local authorities' traffic ordinance numbering systems. As a consequence of this lack of uniformity, the clerks and Secretary of State have difficulty in discharging their statutory reporting and report-collection duties with regard to determining, by a mere examination of the traffic ticket which cites the local ordinance violated, the "comparability" of the local ordinance with offenses in the Illinois Vehicle Code. (Ill. Rev. Stat. 1989, ch. 95 1/2, par. 1-100 *et seq.*)

An example of a municipality adopting traffic ordinances which incorporate by reference the Illinois Vehicle Code numbering scheme can be found in Village of Palatine v. Regard (1990), 136 Ill. 2d 503, 505.

The Supreme Court suggests that the General Assembly study whether the appropriate provisions of the Illinois Vehicle Code and any other relevant statutory provisions should provide for local traffic ordinance use numbering systems permitting manual and computer recognition of comparable State law offenses.

3. THE INSURANCE CODE SHOULD BE AMENDED TO ELIMINATE COURT APPROVAL OF COMPENSATION PAID FOR RECEIVERSHIP ADMINISTRATION.

Section 202 of the Illinois Insurance Code (Ill. Rev. Stat. 1989, ch. 73, par. 814) provides that the Director of the Department of Insurance has the authority to appoint special deputies, attorneys, and other assistants to carry out duties regarding the dissolution of insurance companies. The same section also indicates that the director shall establish the compensation of all parties assisting him in these matters and that all such compensation shall be subject to the approval of the court.

It is inappropriate for a judge to approve compensation for services rendered outside of his knowledge, and about which he has little or no information. Without adequate information, it is difficult to make an informed judgment.

The Supreme Court recommends that the General Assembly change section 202 to provide that approval of compensation of parties assisting in the dissolution of insurance companies be made by an officer or State entity other than a judge.

4. PROVIDING BY STATUTE THAT ALL DETERMINATIONS OF COMPETENCY TO STAND TRIAL BE MADE BY THE COURT.

Under present law, a defendant's fitness to stand trial must be determined initially by a judge or a jury. Either side may demand a jury prior to the commencement of the trial.

However, when the issue of fitness is raised after a trial has begun, or at the sentencing stage, the determination shall be made by the court. Ill. Rev. Stat. 1989, ch. 38, par. 104-12.

The right to have a jury trial in a hearing to determine fitness is based on statute. The Supreme Court stated in People v. Brown (1969), 43 Ill. 2d 79, that "(t)he right to trial by jury guaranteed by the sixth amendment to the Federal constitution and by section 5 of article II of our constitution does not extend to a hearing to determine the competency of a defendant to stand trial." (43 Ill. 2d at 81.) Cf. People v. Shadowens (1969), 44 Ill. 2d 70.

The General Assembly may want to provide by statute for all determinations of competence to be made by the court, because no constitutional rights have been found to be involved in the issue of fitness to stand trial.

II

THE APPELLATE COURT

THE APPELLATE COURT

JURISDICTION AND ORGANIZATION

The Appellate Court is the intermediate court of review in the Illinois judicial system. Jurisdiction is conferred upon it by article VI, section 6 of the Constitution, which is included in Appendix A.

Generally, appeals from final judgments of a circuit court may be taken as a matter of right to the Appellate Court, except in cases appealable directly to the Supreme Court and except from judgments of acquittal in criminal cases. The Appellate Court may exercise original jurisdiction when necessary to the complete determination of any case on review, and it may also directly review administrative actions as provided by law.

Acting pursuant to article VI, section 6, the General Assembly has provided that "final orders or determinations" of the Pollution Control Board (Ill. Rev. Stat., ch. 111 1/2, par. 1041), "judgments" of the State Board of Elections concerning disclosure of campaign contributions and expenditures (Ill. Rev. Stat., ch. 46, par. 9-22), and final orders of the Illinois State Labor Relations Board, the Illinois Local Labor Relations Board and the Illinois Educational Labor Relations Board (Ill. Rev. Stat., ch. 48, pars. 1611, 1716), decisions from the Illinois Human Rights Commission (Ill. Rev. Stat., ch. 68, par. 8-111), any order or decision of the Illinois Commerce Commission (Ill. Rev. Stat., ch. 111 2/3, par. 10-201), final orders of the Illinois Gaming Board (Ill. Rev. Stat., ch. 120, par. 2417.1), and a certain initial license issuance by the Director of the Department of Nuclear Safety and in connection therewith certain determinations of the Low-Level Radioactive Waste Disposal Facility Siting Commission (Ill. Rev. Stat., ch. 111 1/2, par. 241-18) may be appealed directly to the Appellate Court.

Article VI, section 5, of the 1970 Illinois Constitution provides the number of Appellate Judges to be selected from each judicial district shall be provided by law. A map of the judicial districts of the supreme and appellate courts is shown in Appendix D. The General Assembly has provided for the election of 18 Appellate Judges from the First District, six each from the Second, Third and Fifth Districts, and four from the Fourth District. Pursuant to article VI, section 10, Appellate Court judges, like Supreme Court judges, are elected for 10 year terms.

Article VI, section 5, also provides for the organization of the Appellate Court to be as prescribed by the Supreme Court by rule. The Supreme Court has adopted Rule 22 which establishes the organization of the Appellate Court. The rule (as amended effective November 20, 1991) provides as follows:

Rule 22. Appellate Court Organization

(a) Divisions — Appellate Districts.

(1) Each district of the Appellate Court shall consist of one division unless the Supreme Court provides otherwise by order. The First District shall sit in the city of Chicago. The Second District shall sit in the city of Elgin. The Third District shall sit in the city of Ottawa. The Fourth District shall sit in the city of Springfield. The Fifth District shall sit in the city of Mount Vernon. With the approval of the Chief Justice of the Supreme Court, a division may sit at any place in the state. The Appellate Court in each district shall be in session throughout the year, and each division shall sit periodically as its judicial business requires. Each division shall sit in panels of three judges as hereinafter provided.

(2) Oral arguments in the appellate court will normally be held in the courthouse provided for that purpose in the appropriate city designated in subparagraph (a)(1). However, with the approval of all the parties and the chief justice, a panel of the appellate court may, on occasion, agree to set an oral argument to be held in a suitable, alternative location but outside the courthouse in which the panel would otherwise normally preside.

(b) Assignment to Divisions — Designation of Panels.

The Supreme Court shall assign judges to the various divisions. The presiding judge of a division shall designate judges serving in that division to sit in panels of three. Such a three-judge panel shall constitute the division for purposes of rendering a decision in a case. The Executive Committee of the First District, upon request of a division of that district, may designate any Appellate Court judge of that district to sit in the place of a judge of the requesting division for such case or cases as may be designated in the request.

(c) Decisions.

Three judges must participate in the decision of every case, and the concurrence of two shall be necessary to a decision. One judge may decide motions of course.

(d) Divisions — Presiding Judge.

The judges of each division shall select one of their number to serve as presiding judge of that division for a term of one year.

(e) Executive Committee of the Appellate Court of Illinois.

The presiding judges of the Second, Third, Fourth, and Fifth Districts and the members of the Executive Committee of the First District shall constitute the Executive Committee of the Appellate Court of Illinois. Meetings of the Executive Committee may be called by any three of its members, and meetings of the Appellate Court may be called by the Executive Committee.

(f) Executive Committee of the Appellate Court in the First Appellate District.

There shall be an Executive Committee of the First District composed of one member of each division, which committee shall exercise general administrative authority. The Executive Committee shall select one of its number as chairman.

(g) Industrial Commission Appeals.

A five-judge panel of the Appellate Court will sit as the Industrial Commission Division of each district of the Appellate Court. The Industrial Commission division will hear and decide all appeals involving proceedings to review orders of the Industrial Commission. The division will sit, periodically, as its judicial business requires, at any place in the state it chooses. Five judges must participate in the decisions of the Industrial Commission division, and the concurrence of three shall be necessary to a decision. If a judge designated to serve on this panel cannot participate, the alternate designated by the Supreme Court shall participate. Motions, of course, may be decided by one judge.

1991 APPELLATE COURT CASELOAD SUMMARY

There were 8,297 total new filings in 1991 compared with 7,812 in 1990, an increase of 6%. Dispositions in 1991 amounted to 8,303 compared to 7,951 cases in 1990, an increase of 8.6%. There were 8,718 cases pending at the end of 1991 compared with 8,638 in 1990, an increase of 1%. 2,249 cases were disposed of with opinions in 1991, compared to 2,082 in 1990, an increase of 8.25%. During 1991, the Appellate Court Judges disposed of 3,350 cases by Rule 23 Order, compared with 3,126 in 1990, an increase of 8.3%. (All figures for the Appellate Court include Industrial Commission cases.)

ADMINISTRATIVE COMMITTEE OF THE ILLINOIS APPELLATE COURT

The Administrative Committee of the Illinois Appellate Court, created by order of the Supreme Court, studies and recommends methods by which the Appellate Court might improve the processing of appeals. The Administrative Office serves as secretary to the Committee.

As of December 31, 1991, the following judges were members of the Administrative Committee:

Frederick S. Green (4th District), Chairman
Calvin C. Campbell (1st District)
Moses W. Harrison, II (5th District)
Daniel J. McNamara (1st District)
Philip G. Reinhard (2nd District)
Anthony Scariano (1st District)
Michael P. McCuskey (3rd District)
Thomas J. Moran, Supreme Court Liaison

APPELLATE COURT CLERKS

Article VI, section 18(a) of the Illinois Constitution provides that the Appellate Court Judges of each Judicial District, respectively, shall appoint a clerk and other non-judicial officers for their Court or District. The Appellate Court Clerk in the First District, Gilbert S. Marchman, in the Second District, Loren J. Strotz, in the Third District, Roger H. Johnson, in the Fourth District, Darryl Pratscher and, in the Fifth District, Louis E. Costa continue to serve their respective courts.

APPELLATE COURT RESEARCH DEPARTMENTS

Each appellate district has its own research department supervised by a director of research and staffed by such number of staff attorneys as the Supreme Court may from time to time determine. The research departments perform such duties as may be assigned to them by the Presiding Judge of the district or, in the First District, by the Executive Committee. They coordinate their activities, exchange information, and publish and maintain a manual of procedures for the research staff. The director of research and staff attorneys must be graduates of law schools approved by the American Bar Association.

SUPREME COURT ASSIGNMENT OF CIRCUIT JUDGES TO THE APPELLATE COURT

Article VI, sections 15 and 16 of the 1970 Illinois Constitution allows the Supreme Court to assign a retired judge, with his consent, to judicial service and to assign temporarily a sitting judge to any court, except that an associate judge may be assigned only as an associate judge. The circuit judges who sat on the Appellate Court during 1991, by assignment, are shown below. The date the judge's assignment commenced is shown in parenthesis.

First District (Cook County)	Michel A. Coccia (12/3/90) Alan J. Greiman (1/23/91) Carl McCormick (8/1/91)
Second District	No judges were assigned during 1991.
Third District	Herman S. Haase (1/24/91) (Twelfth Circuit)
Fourth District	Robert W. Cook (11/18/91) (Eighth Circuit)
Fifth District	No judges were assigned during 1991.

JUDGES OF THE APPELLATE COURT OF ILLINOIS (December 31, 1991)

FIRST DISTRICT

Division I

Blanche M. Manning, Presiding Judge

Robert C. Buckley
Calvin C. Campbell
John M. O'Connor Jr.*

Division II

Anthony Scariano, Presiding Judge

Gino L. DiVito**
Allen Hartman
Carl McCormick**

Division III

David Cerda, Presiding Judge**

Alan J. Greiman**
Dom J. Rizzi
John P. Tully

Division IV

Mel R. Jiganti, Presiding Judge**

Glenn T. Johnson
David Linn
Mary Ann McMorrow

Division V

Francis S. Lorenz, Presiding Judge

Joseph Gordon
Jill K. McNulty
James C. Murray**

Division VI

Thomas R. Rakowski, Presiding Judge

Edward J. Egan
Rosemary D. LaPorta**
Daniel J. McNamara

SECOND DISTRICT

Philip G. Reinhard, Presiding Judge

John J. Bowman
Marvin D. Dunn*
Fred A. Geiger**
Lawrence D. Inglis
Robert D. McLaren
John L. Nickels
George W. Unverzagt
Alfred E. Woodward*

THIRD DISTRICT

Allan L. Stouder, Presiding Judge

Tobias Barry
John A. Gorman**
Herman S. Haase**
Michael P. McCuskey
Kent F. Slater

FOURTH DISTRICT

Frederick S. Green, Presiding Judge

Robert W. Cook**
James A. Knecht
Carl Albert Lund
John T. McCullough
Robert J. Steigmann**

FIFTH DISTRICT

Richard P. Goldenhersh, Presiding Judge

Charles W. Chapman
Moses W. Harrison II
Robert H. Howerton
Henry Lewis*
Philip J. Rarick
Thomas M. Welch

*Retired Recalled **Circuit Assigned

Industrial Commission Division

First District

Thomas R. Rakowski, Principal
Edward J. Egan, Alternate

Second District

Alfred E. Woodward, Principal
Fred A. Geiger, Alternate

Third District

Allan L. Stouder, Principal
John A. Gorman, Alternate

Fourth District

John T. McCullough, Principal, Presiding Judge*
Vacancy, Alternate

Fifth District

Henry Lewis, Principal
Philip J. Rarick, Alternate

*Selected as Presiding Judge by Members

III

THE CIRCUIT COURTS

THE CIRCUIT COURTS

JURISDICTION AND ORGANIZATION

The trial level court of general jurisdiction in Illinois is known as the Circuit Court. It has original jurisdiction of all justiciable matters, except: (1) in matters relating to redistricting of the General Assembly and to the ability of the governor to serve or resume office; (2) where the Supreme Court exercises its discretionary original jurisdiction in cases relating to revenue, mandamus, prohibition or habeas corpus; and (3) by statute, the review of orders of certain State agencies. There are no courts of special or limited jurisdiction in Illinois. (Ill. Const. 1970, art. VI, sec. 9.) No judge of the Circuit Court has the power to review the decision of another and there are no trials *de novo*.

The State is divided into 22 judicial circuits by statute (Ill. Rev. Stat., ch. 37, par. 72.1). Three circuits, Cook County and the 12th and 18th Circuits, consist of a single county. The other 19 judicial circuits are composed of two or more contiguous counties as provided by law. Each judicial circuit has but one unified Circuit Court.

There are two categories of judges in the Circuit Courts: (1) circuit judges and (2) associate judges. All judges must be licensed attorneys. (Ill. Const. 1970, art. VI, sec. 11.) Circuit judges are initially elected, either on a circuit-wide basis or from the county where they reside. (Ill. Rev. Stat., ch. 37, pars. 72.2, 72.42-1.) They serve six year terms. (Ill. Const. 1970, art. VI, sec. 10.) In the Cook County Circuit, circuit judges are elected from the entire county or as resident judges from each of the 15 subcircuits within Cook County. (Ill. Rev. Stat., ch. 37, pars. 72.2f, 72.42.)

The circuit judges in each circuit select by secret ballot a chief judge from their number to serve at their pleasure. Subject to the authority of the Supreme Court, the chief judge has general administrative authority over his court. (Ill. Const. 1970, art. VI, sec. 7.)

Associate judges are appointed for four year terms by the circuit judges in their respective circuits. (Ill. Const. 1970, art. VI, sec. 8, 10.) Like circuit judges, associate judges may exercise the full constitutional jurisdiction of the Circuit Court. However, Article VI, section 8 of the Constitution directs the Supreme Court to provide by rule for matters to be assigned to associate judges. The Court discharges this responsibility through Supreme Court Rule 295, discussed below.

1991 CIRCUIT COURT CASELOAD SUMMARY

The number of cases filed in the circuit courts in Illinois during 1991 was 2,321,638, compared with 2,178,628 in 1990, an increase of 6.2%. The number of cases disposed of in 1991 was 2,826,613 compared with 2,482,595 in 1990, an increase of 12.2%.

1991 CONFERENCE OF CHIEF CIRCUIT JUDGES

Pursuant to Supreme Court Rule 42, a Conference of Chief Circuit Judges meets regularly to consider problems relating to the administration of the circuit courts and such other matters as may, from time to time, be referred to the Conference by the Supreme Court. As of December 31, 1991, the following judges were members of the Conference of Chief Circuit Judges:

First Circuit:	Hon. William A. Lewis
Second Circuit*	Hon. James M. Wexstten
Third Circuit:*	Hon. Paul E. Riley
Fourth Circuit:	Hon. Michael R. Weber
Fifth Circuit:	Hon. Ralph S. Pearman
Sixth Circuit:	Hon. Rodney A. Scott
Seventh Circuit:	Hon. Joseph P. Koval
Eighth Circuit:*	Hon. Robert L. Welch
Ninth Circuit:*	Hon. Richard C. Ripple
Tenth Circuit:	Hon. Donald C. Courson
Eleventh Circuit:*	Hon. Charles E. Glennon
Twelfth Circuit:*	Hon. Edward F. Masters
Thirteenth Circuit:	Hon. Alexander T. Bower
Fourteenth Circuit:	Hon. Jeffrey W. O'Connor
Fifteenth Circuit:	Hon. John W. Rapp, Jr.
Sixteenth Circuit:	Hon. Michael J. Colwell
Seventeenth Circuit:	Hon. Harris H. Agnew
Eighteenth Circuit:	Hon. Anthony M. Peccarelli
Nineteenth Circuit:	Hon. Charles F. Scott
Twentieth Circuit:	Hon. Stephen M. Kernan
Twenty-First Circuit:	Hon. James R. Blunk
Cook County:	Hon. Harry G. Comerford

During calendar year 1991, the Honorable Benjamin K. Miller served as liaison from the Supreme Court. In accordance with Supreme Court Rule 42, the Administrative Office of the Illinois Courts is the secretary to the Conference of Chief Circuit Judges. During 1991, the Conference met monthly, except in July.

*During 1991, the Hon. Terrence J. Hopkins (Second Judicial Circuit), the Hon. Charles V. Romani (Third Judicial Circuit), the Hon. David K. Slocum (Eighth Judicial Circuit), the Hon. Stephen F. Evans (Ninth Judicial Circuit), the Hon. William T. Caisley (Eleventh Judicial Circuit), and the Hon. Herman S. Haase (Twelfth Judicial Circuit) also held office as chief circuit judges.

OUT-OF-CIRCUIT ASSIGNMENTS

Article VI, section 16, of the Constitution of the State of Illinois provides that the Supreme Court may assign

a judge temporarily to any court and an associate judge to serve temporarily as an associate judge on any circuit court. During 1991, 78 circuit judges and 76 associate judges (for a total of 154 judges) from 14 downstate circuits were assigned by the Supreme Court to serve, temporarily, in the Circuit Court of Cook County. These assignments, made for weekly periods, totalled 351 judge-weeks of service. Those circuits from which judges were assigned, with the numbers of judges and the total number of judge-weeks* shown are as follows:

1st Circuit	7 judges	12 weeks
2nd Circuit	19 judges	47 weeks
3rd Circuit	8 judges	17 weeks
4th Circuit	15 judges	59 weeks
6th Circuit	10 judges	18 weeks
7th Circuit	9 judges	15 weeks
8th Circuit	16 judges	61 weeks
9th Circuit	16 judges	36 weeks
10th Circuit	9 judges	9 weeks
13th Circuit	13 judges	32 weeks
14th Circuit	7 judges	12 weeks
15th Circuit	5 judges	6 weeks
20th Circuit	12 judges	12 weeks
21st Circuit	8 judges	15 weeks

In the downstate circuits, on the request of the chief judges of 21 circuits, 52 circuit judges and 33 associate judges (for a total of 85 judges) from 19 circuits were assigned to serve, temporarily, outside their circuit to hear a total of 91 cases. These assignments were generally made due to the recusal of judges or for the judge presiding in a case to hear the matter in another circuit on a change of venue or change of place of trial.

*A "judge week" is calculated by assessing the amount of work time required by a judge away from his/her home circuit. Therefore, in some cases, Cook County assignments of less than five working days are counted as a "judge week" because of the travel time required.

RULE 295 ASSIGNMENTS

Article VI, section 8, of the Illinois Constitution of 1970 authorizes the Supreme Court to "provide by rule for matters to be assigned to Associate Judges". In implementing this authority, the Supreme Court has provided in Rule 295 that an associate judge may hear any matter except the trial of criminal cases in which a defendant is charged with an offense punishable by imprisonment for more than one year. However, upon a showing of need, the Supreme Court may authorize the chief judge of a circuit to make temporary assignments of individual associate judges to conduct trials of those criminal cases.

In 1991, the Supreme Court, through its Administrative

Director, approved requests from the Chief Judge of the Circuit Court of Cook County to assign 165 individual associate judges to conduct trials of criminal cases in which the defendant may be punished by imprisonment for more than one year. The requests of the Chief Judge were for authorization to assign 128 judges for the period of the entire year. There were 14 requests to assign judges for a period of eight and a half months for each judge and 23 requests to assign a judge for a period of six months.

The Court also approved requests from 19 downstate chief judges for authorization to assign 155 individual associate judges to these criminal cases. The following is a summary of assignment requests and authorizations:

Cook County	128 Associate Judges	each for entire year
	14 Associate Judges	each for 8.5 months
	23 Associate Judges	for 6 months
1st Circuit	4 Associate Judges	each for entire year
	2 Associate Judges	each for 6 months
2nd Circuit	3 Associate Judges	each for entire year
	1 Associate Judge	for 9 months
	1 Associate Judge	for 6 months
3rd Circuit	4 Associate Judges	each for entire year
	5 Associate Judges	each for 6 months
	1 Associate Judge	for 5 months
4th Circuit	6 Associate Judges	each for entire year
	1 Associate Judge	for 4 months
5th Circuit	1 Associate Judge	for entire year
6th Circuit	2 Associate Judges	each for entire year
	1 Associate Judge	for 8 months
	1 Associate Judge	for 4 months
8th Circuit	3 Associate Judges	each for 10 months
	1 Associate Judge	for 5 months
9th Circuit	7 Associate Judges	each for entire year
10th Circuit	7 Associate Judges	each for entire year
	6 Associate Judges	each for entire year
11th Circuit	6 Associate Judges	each for entire year
	2 Associate Judges	each for 9 months
	1 Associate Judge	for 5 Months
	1 Associate Judge	for 1 month
12th Circuit	1 Associate Judge	for entire year
	1 Associate Judge	for 10 months
	1 Associate Judge	for 7 months
	1 Associate Judge	for 4 months
	1 Associate Judge	for 3 months
13th Circuit	3 Associate Judges	each for entire year
	1 Associate Judge	for 5 months
14th Circuit	1 Associate Judge	for 8 months
	1 Associate Judge	for 2 months
15th Circuit	5 Associate Judges	each for entire year
	1 Associate Judge	for 10 months

	1 Associate Judge	for 2 months
16th Circuit	6 Associate Judges	each for entire year
	1 Associate Judge	for 6 months
	1 Associate Judge	for 5 months
	1 Associate Judge	for 2 months
17th Circuit	5 Associate Judges	each for entire year
	1 Associate Judge	for 10 months
	1 Associate Judge	for 4 months
	1 Associate Judge	for 2 months
18th Circuit	8 Associate Judges	each for entire year
	1 Associate Judge	for 11 months
	1 Associate Judge	for 10 months
	1 Associate Judge	for 9 months
	1 Associate Judge	for 8 months
	1 Associate Judge	for 4 months
19th Circuit	25 Associate Judges	each for entire year
	1 Associate Judge	for 6 months
20th Circuit	11 Associate Judges	each for entire year
	1 Associate Judge	for 10 months
	1 Associate Judge	for 6 months
	1 Associate Judge	for 8 months
	1 Associate Judge	for 6 months

In terms of judicial manpower made available to preside at the trials of these criminal cases, the numbers of judge-

months provided by the above authorizations are 1,793 in Cook County and 1,567 in the downstate circuits.

THE CLERK OF THE CIRCUIT COURT

Pursuant to article VI, section 18(b) of the Illinois Constitution of 1970, the General Assembly shall provide by law for the election, or for the appointment by circuit judges, of clerks of the circuit courts and for their terms of office and removal for cause. Current law provides that one clerk of the circuit court shall be elected in each county for a term of four years.

In addition to performing the usual duties incumbent upon a clerk (*e.g.*, attending sessions of the court; preserving the files and papers thereof; making, keeping and preserving complete records of all the proceedings and determinations, etc.) circuit clerks receive and distribute to their respective county, to various local governmental entities and to various funds in the state treasury, millions of dollars, annually, in fees, fines, penalties, assessments, and surcharges. Clerks also receive and disburse each year thousands of payments ordered by the courts in matters of child support and maintenance while maintaining for the court complete and accurate records of those accounts.

Circuit clerks regularly provide information, statistical data, and other reports requested by the Supreme Court, and their respective courts, on the state of the dockets and the business transacted by the courts, as well as other matters pertinent to the efficient operation of the courts.

**JUDGES OF THE CIRCUIT COURT OF ILLINOIS
(December 31, 1991)**

CIRCUIT COURT OF COOK COUNTY

Circuit Judges

Harry G. Comerford, Chief Judge

Earl Arkiss
Martin C. Ashman
James M. Bailey
Peter Bakakos
Miriam D. Balanoff
Ronald J. P. Banks
Frank W. Barbaro
Francis Barth
Carole K. Bellows
Vincent Bentivenga
Christy S. Berkos
Richard B. Berland
Edwin M. Berman
Walter B. Bieschke
Robert V. Boharic
Anthony J. Bosco
Everette A. Braden
Martin F. Brodtkin
Philip L. Bronstein
Clarence Bryant
Henry A. Budzinski
Jerome T. Burke
Edward R. Burr
Bernard Carey
Philip J. Carey
Thomas P. Cawley
David Cerda**
Michael C. Close
Irwin Cohen
Joan M. Corboy
William Cousins Jr.
John W. Crilly
John J. Crown
Richard L. Curry
Robert E. Cusack
Michael F. Czaja
Barbara J. Disko
Gino L. DiVito**
Loretta C. Douglas
Arthur L. Dunne
Charles J. Durham
Thomas P. Durkin
Thomas F. Dwyer
Morton C. Elden*
Glynn J. Elliott Jr.
Richard J. Elrod
Paul F. Elward
Robert D. Ericsson
Hyman Feldman*
Edward G. Finnegan

Thomas E. Flanagan
James P. Flannery Jr.
Philip A. Fleischman*
Lester D. Foreman
Julian J. Frazin
Allen A. Freeman
Michael J. Gallagher
Marion W. Garnett
Vincent M. Gaughan
James A. Geocaris
Michael Brennan Getty
Gus P. Giannis
Louis J. Giliberto
Francis W. Glowacki
Francis X. Golniewicz Jr.
Myron T. Gomberg
Leonard R. Grazian
Albert Green
Alan J. Greiman**
Patrick S. Grossi
Charles J. Grupp
John W. Gustafson
Shelvin L. Hall
Sophia H. Hall
Arthur N. Hamilton
Curtis Heaston
Thomas A. Hett
James J. Heyda
Edward C. Hofert
Thomas E. Hoffman
Michael J. Hogan
Leo E. Holt
Mary Heftel Hooton
John N. Hourihane
Moshe Jacobius
Aaron Jaffe
Mel R. Jiganti**
Sidney A. Jones III
Michael S. Jordan
Richard H. Jorzak
Donald E. Joyce
Aubrey F. Kaplan
Themis N. Karnezis
John T. Keleher
Daniel J. Kelley
Michael J. Kelly
James W. Kennedy
Dorothy K. Kinnaird
James B. Klein
Herman Knell

Franklin I. Kral
Rosemary D. LaPorta**
Willard J. Lassers
Jerome Lerner
Ian H. Levin*
Leonard L. Levin
David G. Lichtenstein
Stuart F. Lubin
Marvin P. Luckman
Daniel J. Lynch
Benjamin S. Mackoff
William D. Maddux
Francis J. Mahon
Samuel C. Maragos
Edward H. Marsalek
Margaret Stanton McBride
Carl McCormick**
John A. McElligott*
Paddy H. McNamara
Howard M. Miller
Angelo D. Mistretta*
Judy Mitchell-Davis
Anthony S. Montellione
John J. Moran
Loretta Hall Morgan
John E. Morrissey
James C. Murray**
Benjamin Nelson*
Richard E. Neville
Odas Nicholson
Benjamin E. Novoselsky
Stuart A. Nudelman
Donald J. O'Brien Jr.
Thomas J. O'Brien
Donald P. O'Connell
W. P. O'Malley
Margaret G. O'Malley*
Frank Orlando
Romie J. Palmer
Daniel Pascale
Edward E. Plusdrak*
William P. Prendergast
James S. Quinlan Jr.
Thomas P. Quinn
Ellis E. Reid
Monica D. Reynolds
Ronald C. Riley
Richard R. Rochester
John W. Rogers
Richard L. Samuels*

*Retired Recalled **Circuit Assigned

Thomas R. Fitzgerald
 Kathy M. Flanagan
 Joseph Schneider
 Shelvin Singer
 Frank M. Siracusa
 Irwin J. Solganick
 Jack G. Stein
 Earl E. Strayhorn
 Arthur A. Sullivan*
 Harold W. Sullivan
 Fred G. Suria Jr.
 Alfred B. Teton*

Marilyn R. Komosa
 Walter J. Kowalski
 Mary Jane Theis
 Mary M. Thomas
 Michael P. Toomin
 Dean M. Trafelet*
 Raymond E. Trafelet*
 Anton J. Valukas
 John V. Virgilio
 Eugene L. Wachowski*
 Daniel S. Weber
 Louis A. Wexler*

Gerald L. Sbarboro
 Stephen A. Schiller
 Alexander P. White
 Daniel J. White
 Willie Mae Whiting
 James H. Williams
 Warren D. Wolfson
 Stephen R. Yates
 James A. Zafiratos
 George J. Zimmerman
 Morton Zwick

Associate Judges

Sam L. Amirante
 Harry B. Aron
 William J. Aukstik
 Reginald H. Baker
 Charles I. Barish
 Ronald F. Bartkowicz
 Robert P. Bastone
 Consuelo E. Bedoya
 John M. Berry
 Janice L. Bierman
 Michael B. Bolan
 Lester A. Bonaguro
 Preston L. Bowie Jr.
 John D. Brady
 Stephen Y. Brodhay
 Gary L. Brownfield
 Harry R. Buoscio
 Robert Cahill
 Eugene E. Campion
 Brent F. Carlson
 Lawrence W. Carroll
 Joseph N. Casciato
 Donna L. Cervini
 Carl J. Cipolla
 Gloria G. Coco
 Judith N. Cohen
 George W. Cole
 Thomas J. Condon
 Maureen E. Connors
 Mary M. Conrad
 Jacqueline P. Cox
 Rosaland M. Crandell
 Abishi C. Cunningham
 Ronald S. Davis
 Frank DeBoni
 Julia Quinn Dempsey
 Dennis A. Dernbach
 Grace G. Dickler
 John J. Divane
 James G. Donegan
 David Donnersberger
 Richard E. Dowdle

David A. Erickson
 Edward M. Fiala Jr.
 Howard L. Fink
 John M. Flaherty
 Lawrence P. Fox
 Paul T. Foxgrover
 Margaret J. Frossard
 Nello P. Gamberdino
 Sheldon C. Garber
 Sheldon Gardner
 Jerome Garoon
 Edwin A. Gausselin
 Marvin E. Gavin
 Francis A. Gembala
 Will E. Gierach
 Daniel T. Gillespie
 Rene Goier
 J. B. Grogan
 Gilbert J. Grossi
 Perry J. Gulbrandsen
 Calvin H. Hall
 R. Morgan Hamilton
 James L. Harris
 Miriam E. Harrison
 James F. Henry
 William J. Hibbler
 Ronald A. Himel
 Earl B. Hoffenberg
 Ann Houser
 Cornelius J. Houtsma Jr.
 Arthur L. Janura Jr.
 Sandi G. Johnson-Speh
 Jordan Kaplan
 Pamela G. Karahalios
 Richard A. Kavitt
 Lynne Kawamoto
 Richard S. Kelly
 William A. Kelly
 Carol A. Kipperman
 Randy A. Kogan
 Robert J. Kowalski
 Thaddeus K. Kowalski

Lambros J. Kutrubis
 Richard A. La Cien
 Bertina E. Lampkin
 John G. Laurie
 Charles C. Leary
 Mitchell Leikin
 Philip S. Lieb
 James B. Linn
 Clarence S. Lipnick
 Daniel Locallo
 Charles M. Loverde
 Joseph M. Macellaio
 John K. Madden
 Ronald E. Magnes
 Jeffrey A. Malak
 John J. Mannion
 Wendell P. Marbly
 Charles M. May
 John F. McBride
 Brendan J. McCooley
 James P. McCourt
 Martin E. McDonough
 Patrick E. McGann
 Clifford L. Meacham
 James J. Meechan
 Frank W. Meekins
 Daniel R. Miranda
 Matthew J. Moran
 George M. Morrissey
 J. Patrick Morse
 James V. Murphy II
 Michael J. Murphy
 Sheila M. Murphy
 Michael J. Murray
 Paul J. Nealis
 Robert F. Nix
 Julia M. Nowicki
 Thomas E. Nowinski
 Daniel J. O'Brien
 Sheila O'Brien*
 Ronald W. Olson
 Jerome M. Orbach

*Retired Recalled **Circuit Assigned

James D. Egan
 Alfred J. Paul
 Saul Anthony Perdomo
 Arthur C. Perivolidis
 Nicholas T. Pomaro
 Michael J. Pope
 Charles E. Porcellino
 Dennis J. Porter
 Paul P. Preston*
 Joan M. Pucillo
 Francis J. Reilly
 Robert R. Retke
 Ralph Reyna
 Wayne D. Rhine
 Edwin J. Richardson
 D. Adolphus Rivers
 Mary K. Rochford
 Gerald T. Rohrer
 Joseph H. Romano
 Arthur Rosenblum
 George W. Rothschild
 Marvin H. Ruttenberg
 James J. Ryan

Robert W. Krop
 Stanley J. Sacks
 Marcus R. Salone
 Norman Sands
 Howard T. Savage
 James M. Schreier
 Harvey Schwartz
 John J. Scotillo
 Michael F. Sheehan Jr.
 Paul M. Sheridan
 Philip M. Sheridan
 Robert M. Smierciak
 James G. Smith
 Susan Snow
 John M. Sorrentino
 Leslie E. South
 Stewart D. Spitzer
 Oliver M. Spurlock
 James F. Stack
 Marjan P. Staniec*
 Michael W. Stuttley
 Thomas R. Sumner

Marcia B. Orr
 Timothy Szwed
 Karen T. Tobin
 Morris Topol
 Thomas M. Tucker
 Joseph J. Urso
 John A. Ward
 William F. Ward Jr.
 John A. Wasilewski
 Cyril J. Watson
 Jack Arnold Welfeld*
 Daniel G. Welter
 LaBrenda E. White
 Gene Wilens
 Walter M. Williams
 Gerald T. Winiecki
 William S. Wood
 Leo F. Wrenn
 Willie B. Wright
 Thomas J. Wynn
 Nicholas S. Zagone
 Michael C. Zissman

FIRST CIRCUIT

Circuit Judges

William A. Lewis, Chief Judge

Donnie Dickey Bigler
 Terry J. Foster
 John P. Gilbert
 Thomas W. Haney
 Michael J. Henshaw

Snyder Howell
 Donald Lowery
 Paul S. Murphy
 George M. Oros

William G. Schwartz
 Stephen L. Spomer
 David W. Watt Jr.
 James R. Williamson

Associate Judges

Kimberly L. Dahlen
 E. D. Kimmel

C. David Nelson
 William Henry Wilson

SECOND CIRCUIT

Circuit Judges

James M. Wexstten, Chief Judge

Larry O. Baker
 Philip B. Benefiel
 David M. Correll
 Don A. Foster
 Donald E. Garrison

Robert S. Hill
 Terrence J. Hopkins
 Robert M. Keenan Jr.
 Loren P. Lewis

John I. Lundmark
 Patrick F. McLaughlin
 Thomas H. Sutton
 David L. Underwood

Associate Judges

James V. Hill

George W. Timberlake

THIRD CIRCUIT

Circuit Judges

Paul E. Riley, Chief Judge

Nicholas G. Byron
 John L. Delaurenti
 Edward C. Ferguson

Phillip J. Kardis
 A. Andreas Matoesian
 Georga J. Moran Jr

P. J. O'Neill
 Charles V. Romani Jr.

*Retired Recalled **Circuit Assigned

Associate Judges

Ellar Duff
Wendell Durr
George Filcoff
Robert P. Henessey

David R. Herndon
J. Lawrence Keshner
Gordon E. Maag

Lola P. Maddox
Michael J. Meehan
Daniel J. Stack

FOURTH CIRCUIT

Circuit Judges

Michael R. Weber, Chief Judge

Richard H. Brummer
Edward C. Eberspacher
Joseph L. Fribley
Arthur G. Henken

Dennis M. Huber
William D. Kelly
David Sauer

Steven P. Seymour
Rolland F. Tipsword
William R. Todd

Associate Judges

John P. Coady
James R. Harvey

Mark M. Joy
Dennis Mlddendorff

Harold H. Pennock III
David W. Slater

FIFTH CIRCUIT

Circuit Judges

Ralph S. Pearman, Chief Judge

Robert B. Cochonour
Thomas J. Fahey
Rita B. Garman

Paul C. Komada
John P. O'Rourke
Tracy W. Resch

Richard E. Scott
Ashton C. Waller Jr.

Associate Judges

H. Dean Andrews
David G. Bernthal

James K. Borbely
Gary W. Jacobs

Joseph P. Skowronski Jr.

SIXTH CIRCUIT

Circuit Judges

Rodney A. Scott, Chief Judge

John L. Davis
Dan L. Flannell
John K. Greanias
Harold L. Jensen

Frank W. Lincoln
George S. Miller
Jerry L. Patton
Stephen H. Peters

John P. Shonkwiler
Robert J. Steigmann**
John G. Townsend

Associate Judges

Harry E. Clem
John R. De La Mar
Scott B. Diamond
Ann Adler Einhorn

Jeffery B. Ford
Paul M. Francis
James A. Hendrian
Theodore E. Paine

Donald R. Parkinson
Arthur F. Powers Jr.
Warren A. Sappington

SEVENTH CIRCUIT

Circuit Judges

Joseph P. Koval, Chief Judge

J. David Bone
Richard J. Cadagin
Thomas P. Carmody

C. Joseph Cavanagh
James W. Day
Sue E. Myerscough

Ronald F. Robinson
Thomas G. Russell
Jeanne E. Scott

Associate Judges

Diane L. Brunton
Robert J. Eggers
Roger W. Holmes
John R. Keith

Theodis Lewis
John Anthony Mehlick
Tim P. Olson

George H. Ray
Dennis L. Schwartz
Stuart H. Shiffman

*Retired Recalled **Circuit Assigned

EIGHTH CIRCUIT
Circuit Judges
Robert L. Welch, Chief Judge

Thomas L. Brownfield
Dennis K. Cashman
Robert W. Cook**
Carson D. Klitz

Alfred L. Pezman
M. Carol Pope
Fred W. Reither

Michael R. Roseberry
Mark A. Schuering
David K. Slocum

Associate Judges

Paul A. Kolodziej
Loren E. Schnack

Arthur R. Strong
Chet W. Vahle

John C. Wooleyhan

NINTH CIRCUIT
Circuit Judges
Richard C. Ripple, Chief Judge

Stephen G. Evans
William D. Henderson
William E. Holdridge

Bufford W. Hottle
Scott I. Klukos
Stephen C. Mathers

Daniel J. Roberts
Charles H. Wilhelm

Associate Judges

Kenneth L. Bath
Harry C. Bulkeley
John R. Clerkin

Larry W. Heiser
James B. Stewart

Donald L. Stoffel
Ronald C. Tenoid

TENTH CIRCUIT
Circuit Judges
Donald C. Courson, Chief Judge

Robert A. Barnes Jr.
John A. Barra
Bruce W. Black

Robert J. Cashen
John A. Gorman**
Richard E. Grawey

Robert E. Manning Jr.
Scott A. Shore

Associate Judges

J. Peter Ault
C. Brett Bode
Stuart P. Borden
Charles A. Covey

Thomas G. Ebel
Arthur H. Gross
Brian M. Nemenoff
Jackson P. Newlin

E. Michael O'Brien
William J. Reardon
Rebecca R. Steenrod
William H. Young*

ELEVENTH CIRCUIT
Circuit Judges
Charles E. Glennon, Chief Judge

Richard M. Baner
William T. Caisley
Luther H. Dearborn

Gerald G. Dehner
Ronald C. Dozier
William M. Roberts

Wayne C. Townley Jr.
W. Charles Witte

Associate Judges

Donald D. Bernardi
David L. Coogan
William D. DeCardy

Charles H. Frank
John P. Freese
Harold J. Frobish

Joseph H. Kelley
G. Michael Prall

TWELFTH CIRCUIT
Circuit Judges
Edward F. Masters, Chief Judge

Herman S. Haase**
Rodney B. Lechwar

William R. Penn
Angelo F. Pistilli

Patricia A. Schneider

*Retired Recalled **Circuit Assigned

Associate Judges

Raymond A. Bolden
Vincent J. Cerri
John F. Cirricione
Thomas M. Ewert
Edwin B. Grabiec

Lawrence C. Gray
Kathleen G. Kallan
Ludwig J. Kuhar
Robert C. Lorz
Michael H. Lyons

William G. McMenamin
Gilbert L. Niznik
Martin Rudman
Stephen D. White

THIRTEENTH CIRCUIT

Circuit Judges

Alexander T. Bower, Chief Judge

Robert L. Carter
William P. Denny

George C. Hupp
Louis J. Perona

C. Howard Wampler
Richard R. Wilder

Associate Judges

Robert Henry Adcock
James A. Lanuti

Cynthia M. Raccuglia
Howard C. Ryan Jr.

James J. Wimbiscus
John David Zwanzig

FOURTEENTH CIRCUIT

Circuit Judges

Jeffrey W. O'Connor, Chief Judge

Joseph F. Beatty
Robert W. Castendyck
Martin E. Conway Jr.
Clarence A. Darrow

Danny A. Dunagan
Susan B. Gende
Jay M. Hanson
Edward Keefe

John Donald O'Shea
John M. Tellen
James T. Teros

Associate Judges

Clarke C. Barnes
Thomas C. Berglund
Michael P. Brinn
Dennis A. DePorter

John R. McClean Jr.
Dana R. McReynolds
James J. Mesich

Timothy J. Slavin
Ronald C. Taber
Vicki Wright

FIFTEENTH CIRCUIT

Circuit Judges

John W. Rapp Jr., Chief Judge

Eric S. DeMar
Thomas E. Hornsby
William A. Kelly

F. Lawrence Lenz
Tomas M. Magdich

John L. Moore
Lawrence A. Smith Jr.

Associate Judges

Barry R. Anderson
Richard E. DeMoss

Martin D. Hill
Robin A. Minnis

John E. Payne
Victor Sprengelmeyer

SIXTEENTH CIRCUIT

Circuit Judges

Michael J. Colwell, Chief Judge

John W. Countryman
Philip L. Dimarzio
Patrick J. Dixon
Melvin E. Dunn
Douglas R. Engel

Pamela K. Jensen
Richard J. Larson
Gene L. Nottolini
Michael E. O'Brien

Barry F. Puklin
James F. Quetsch
Grant S. Wegner
James M. Wilson

*Retired Recalled **Circuit Assigned

Associate Judges

Judith M. Brawka
F. Keith Brown
James T. Doyle
Wiley W. Edmondson

Roger W. Eichmeier
Donald J. Fabian
Robert Peter Grometer
Thomas E. Hogan

Robert C. Jenkins
Richard D. Larson
John L. Petersen
Timothy Q. Sheldon

SEVENTEENTH CIRCUIT Circuit Judges Harris H. Agnew, Chief Judge

Robert G. Coplan
Daniel D. Doyle
David A. Englund

Galyn W. Moehring
John W. Nielsen

R. L. Pirrello
David F. Smith

Associate Judges

Rosemary Collins
Robert J. French
Timothy R. Gill
Gerald F. Grubb

Frederick J. Kapala
John Todd Kennedy
Michael R. Morrison
Steven M. Nash

Alford R. Penniman
K. Craig Peterson
Richard W. Vidal

EIGHTEENTH CIRCUIT Circuit Judges Anthony M. Peccarelli, Chief Judge

William E. Black
Robert E. Byrne
John W. Darrah
Peter J. Dockery

Michael R. Galasso
Robert K. Kilander
Edward W. Kowal
Ronald B. Mehling

John J. Nelligan
John S. Teschner
Robert R. Thomas
Bonnie M. Wheaton

Associate Judges

George J. Bakalis
Edmund P. Bart
Joseph S. Bongiorno
Thomas E. Callum
Robert A. Cox
Edward R. Duncan Jr.
John T. Elsner
Philip J. R. Equi

Francis W. Faris Jr.
C. Andrew Hayton
Donald J. Hennessy
James W. Jerz
Ann B. Jorgensen
Roy F. Lawrence
S. Keith Lewis

Richard A. Lucas
Cary B. Pierce
Maryellen Provenzale
Charles E. Ruth
Perry R. Thompson
Hollis L. Webster
Eugene A. Wojcik

NINETEENTH CIRCUIT Circuit Judges Charles F. Scott, Chief Judge

Ward S. Arnold
William D. Block
Henry L. Cowlin
Bernard E. Drew Jr.

James C. Franz
Fred A. Geiger**
John R. Goshgarian
Jack Hoogasian

Raymond J. McKoski
Michael J. Sullivan
Henry C. Tonigan III
Stephen E. Walter

Associate Judges

James Booras
Terrence J. Brady
Wallace B. Dunn
Conrad F. Floeter
Michael John Fritz
Barbara Gilleran-Johnson
David M. Hall

Harry D. Hartel Jr.
William F. Homer
Susan F. Hutchinson
E. Thomas Lang
Victoria L. Martin
Gary G. Neddenriep
Haskell M. Pitluck

John G. Radosevich
Victoria A. Rossetti
Emilio B. Santi
Thomas A. Schermerhorn
Christopher C. Starck
Peter M. Trobe
Jane D. Waller

*Retired Recalled **Circuit Assigned

TWENTIETH CIRCUIT
Circuit Judges
Stephen M. Kernan, Chief Judge

James K. Donovan
Patrick J. Fleming
Jerry D. Flynn
Robert N. Gandy

Dennis J. Jacobsen
Floyd A. Karmeier
Jerome F. Lopinot
Michael J. O'Malley

Roger M. Scrivner
William B. Starnes
Milton S. Wharton

Associate Judges

Richard Aguirre
Robert L. Craig
Ellen A. Dauber
Annette A. Eckert

Jan V. Fiss
John M. Goodwin Jr.
Robert J. Hillebrand
Robert P. LeChien

Earle McCaskill
James M. Radcliffe
William A. Schuwerk Jr.
C. Glenn Stevens

TWENTY-FIRST CIRCUIT
Circuit Judges
James R. Blunk, Chief Judge

Patrick M. Burns
Robert L. Dannehl

Wayne P. Dyer
Daniel W. Gould

John F. Michela

Associate Judges

Roger A. Benson

Dwight W. McGrew

Sheldon W. Reagan

IV

THE JUDICIAL CONFERENCE

THE HISTORY OF ENGLAND

THE JUDICIAL CONFERENCE

The Illinois Judicial Conference was created by the Supreme Court in 1953 in the interest of maintaining a well-informed judiciary active in improving the administration of justice. The Conference has met annually since 1954 and has the primary responsibility for the creation and supervision of the continuing judicial education effort in Illinois.

The Judicial Conference was incorporated into the 1964 Judicial Article and is now provided for in Article VI, Section 17 of the 1970 Constitution. According to Supreme Court Rule 41, the stated purpose of the Judicial Conference is to "consider the business and problems pertaining to the administration of justice in this state." Rule 41 implements Section 17 by establishing membership in the Conference, creating an Executive Committee to assist the Supreme Court in conducting the Conference, and appointing the Administrative Office as secretary of the Conference.

The membership of the Judicial Conference includes the Supreme Court Judges, appellate court judges, and all circuit judges. The Supreme Court appoints six judges from Cook County and six judges from outside Cook County to serve three year terms on the Executive Committee. One member of the Supreme Court serves as ex-officio member of the Committee.

Conference-sponsored judicial education programs consist of an annual meeting for all circuit and appellate judges, an annual seminar for all associate judges, a number of regional seminars, and a seminar sponsored by the Illinois Supreme Court and organized by the Subcommittee on Judicial Education for all newly appointed or elected judges. Attendance at the Conference, the Associate Judges Seminar and the New Judge Seminar is mandatory. The Judicial Conference also sponsors study committee projects which result from the Supreme Court or Executive Committee identifying specific procedural or substantive concerns meriting special consideration by the judiciary. Many of the recommendations contained in the reports of the various study committees have been included in the Supreme Court's annual report of recommendations to the General Assembly which, in turn, have resulted in successful legislative efforts for improving the judicial/legal system.

The Executive Committee meets regularly to plan and supervise the organization of the Conference programs and the activities of the various Judicial Conference study committees. In addition, the Executive Committee considers recommendations relating to the improvement of the administration of justice which arise as a result of the Conference, seminars, and committee activities. Those recommendations, if approved, are submitted to the Supreme Court for its consideration.

The following judges served on the Executive Committee in 1991:

Hon. Alexander T. Bower, Chair
Hon. James C. Murray, Vice-Chair
Hon. Michael C. Close
Hon. William Cousins, Jr.
Hon. John L. Davis
Hon. Charles J. Durham
Hon. Aubrey F. Kaplan
Hon. Philip J. Rarick
Hon. Joseph Schneider
Hon. Charles F. Scott
Hon. John M. Telleen
Hon. George W. Unverzagt
Hon. Benjamin K. Miller, Chief Justice, Liaison

In 1991, the Executive Committee selected the site, topics and faculty for the 1991 annual program of the Illinois Judicial Conference and it supervised the Associate Judge Seminar Coordinating Committee in planning the annual Associate Judge Seminar. The Committee monitored the work of the Subcommittee on Judicial Education in planning the remainder of the 1990-1991 Regional Seminar Series. The Executive Committee's commitment to judicial education was further reinforced by proposing a seminar for appellate judges. This proposal was approved and an Appellate Judges Seminar was held in June.

In addition to its work in judicial education, the Executive Committee monitored the work of the Study Committee on Complex Litigation, the Study Committee on Juvenile Justice, the Study Committee on the Operation of the Judicial System, and the work of the Committee on Legislation.

1991 ANNUAL MEETING OF THE ILLINOIS JUDICIAL CONFERENCE

The Illinois Judicial Conference held its thirty-eighth annual meeting on Wednesday through Friday, August 28-30, 1991 at the Marriott Hotel in Chicago. Four hundred and thirty-five circuit and reviewing court judges were present.

Judge Alexander T. Bower, Chair of the Executive Committee of the Judicial Conference, called the meeting to order. Chief Justice Benjamin K. Miller presented the state of the judiciary address at the opening day dinner session. Justice Charles E. Freeman presided at the Thursday luncheon honoring recently retired judges and introducing new judges.

During the three day program, the judges studied and discussed recent procedural and substantive developments in the law. Seven topics were offered including

capital cases and civil motion practice, both of which were all day sessions. Other half day sessions covered were Civil Practice, Domestic Relations, Medical/Legal Issues, and Recent Developments in Evidence and Judicial Ethics. Each judge attended four sessions, one of which was a mandatory ethics presentation. All programs and reading materials were prepared by members of the judiciary and professors from Illinois law schools.

ASSOCIATE JUDGE SEMINAR

The Associate Judge Seminar was presented at the Marriott Hotel in Chicago, Wednesday through Friday, March 13-15, 1991. Thirteen topics were presented during the two and one-half day seminar. Judge James J. Wimbiscus, Chair of the Coordinating Committee presided over the opening session and Judge John Davis addressed the attendees. Judge Michael J. Murphy, Vice-Chair, moderated the program honoring retired, deceased, and new associate judges. Judge Mary Ann McMorow, appellate judge in the first district, delivered the luncheon address "The Job of Judging, the Art of Judging, and the Human Dimension in Judging."

A plenary ethics session focusing on the role of ethics in society, law, government, and business followed the opening address. There were eight one hour presentations which focused on "hot topics" such as orders of protection, setting up a high volume call, or occult and ritualistic behavior. Each attendee elected to attend two of the "hot topics" sessions. The other four topics were two and one half hour presentations which dealt with trial practice issues and juvenile law. Each attendee elected to attend three of these four sessions.

The following judges served on the Coordinating Committee for the Associate Judge Seminar in 1991:

Hon. James J. Wimbiscus, Chair
Hon. Michael J. Murphy, Vice-Chair
Hon. Terrence J. Brady
Hon. Eugene Campion
Hon. Mary M. Conrad
Hon. Robert Peter Grometer
Hon. William J. Hibbler
Hon. Daniel M. Locallo
Hon. Richard A. Lucas
Hon. Julia M. Nowicki
Hon. Sheila Marie O'Brien
Hon. Timothy J. Slavin
Hon. Marian P. Staniec
Hon. John L. Davis, Liaison

APPELLATE JUDGES SEMINAR

A two-day seminar was presented for all appellate judges in June, 1991. The topic "Appellate Court Operational Review" was tailored to respond to questions raised by the participants. The purpose of the session was to review the various administrative procedures of the ap-

pellate court and to share techniques and methodologies which had contributed to successful operations.

"Judicial Writing" offered a concentrated treatment of the basic rules of good English composition as applied to legal writing. The objective was to enable the participants to write more clearly, more persuasively and more quickly. Additionally, because the judicial writer often oversees the writing of others such as clerks, a portion of the program focused on how to manage the writing of others.

Faculty for presentation of Appellate Court Operational Review was the Hon. Allen Hartman, Appellate Court Judge of the First Appellate District and the Hon. Philip G. Reinhard, Appellate Court Judge of the Second Appellate District. Presenting Judicial Writing was Professor Joseph M. Williams, Department of English, the University of Chicago.

The Subcommittee on Education has charge of the annual new judge seminar and the annual regional seminars. Serving on the committee in 1991 were the following judges:

Hon. Robert L. Carter, Chair
Hon. Thomas E. Hoffman, Vice-Chair
Hon. Brent F. Carlson
Hon. Rita B. Garman
Hon. Robert J. Hillebrand
Hon. Blanche M. Manning
Hon. Wayne C. Townley
Hon. Charles J. Durham, Liaison

NEW JUDGE SEMINAR

The Subcommittee on Judicial Education organized and presented the annual four and one-half day New Judge Seminar in early January, 1991. The entire program was conducted by experienced judicial faculty. New judges were informed about the organization and operation of the Judicial Conference and the Administrative Office. Topics of most concern to new judges included Rules of the Illinois Supreme Court, judicial ethics and conduct, motion practice, trial practice, setting bonds, search and seizure, criminal law, handling DUI cases, judgments, enforcements and orders, and coping with volume.

REGIONAL SEMINAR SERIES

Three topics were presented at the 1991 annual regional seminars which are available to all Illinois judges usually from October through May. Unlike the Judicial Conference, the Associate Judges Seminar, and the New Judges Seminar, attendance at regional seminars is not mandatory.

Programs for the seminars were selected, planned and monitored by the Subcommittee on Education and approved by the Executive Committee and the Supreme Court.

The two-day seminar "Children and the Law" emphasized the interrelationship between a child's interest and the areas of custody and visitation, evidence, juvenile law, criminal law, tort law, adoption and paternity.

Serving as faculty for "Children and the Law" were the following judges and law professors:

Hon. Robert W. Cook, Chair
Hon. James A. Lanuti
Hon. Carol A. Kipperman
Hon. Susan Snow
Prof. Diane C. Geraghty, Reporter
Prof. Julie A. Nice, Reporter
Hon. Brent F. Carlson, Liaison

The two-day Regional "Criminal Law" Seminar dealt with a broad range of criminal law topics, including pre-trial discovery issues, all aspects of pleas of guilty, a host of sentencing issues, and latest developments in the law of search and seizure.

Serving as faculty for the "Criminal Law" Seminar were the following judges and law professors:

Hon. Gino L. DeVito, Chair
Hon. Charles E. Glennon
Hon. Terrence J. Hopkins
Hon. Richard E. Neville
Hon. Michael P. Toomin
Prof. James P. Carey, Reporter
Prof. Richard S. Kling, Reporter
Hon. Rita B. Garman, Liaison

The two-day "Seminar on Strict Liability in Tort" focused primarily on products liability. Other topics discussed included the Illinois Dramshop Statute, expert witnesses, and other claims on strict or absolute liability.

Faculty for the strict liability in tort seminar were the following judges and law professors:

Hon. Thomas E. Hoffman, Chair
Hon. William E. Black
Hon. Charles W. Chapman
Hon. James S. Quinlan, Jr.
Prof. Michael L. Closen, Reporter
Prof. Robert G. Johnston, Reporter

V
THE COURTS COMMISSION

THE COURTS COMMISSION

The Judicial Inquiry Board, composed of lay persons, lawyers, and judges, conducts investigations against judges, files formal voted complaints against judges with the Courts Commission, and prosecutes those complaints before the Commission. The five judges who comprise the Commission hear those complaints, make findings, and enter dispositive orders of dismissal or impose sanctions. The Commission consists of one Supreme Court Justice selected by the Court, who serves as chairman of the Commission, two Appellate Court Judges selected by that Court, and two Circuit Judges selected by the Supreme Court. The Commission is empowered to remove from office, suspend without pay, censure or reprimand a Judge for willful misconduct in office and to suspend, with or without pay, or retire a judge who is physically or mentally unable to perform his or her duties. Pursuant to Rule 2 of the Courts Commission, the Administrative Director is the Commission secretary.

Appointed as members of the Courts Commission as of December 31, 1991 were the following:

Chairman

Hon. Joseph F. Cunningham
Justice, Illinois Supreme Court

Members

Hon. Francis S. Lorenz
Appellate Judge
First District

Hon. James C. Murray
Circuit Judge
Cook County

Hon. Rodney A. Scott
Circuit Judge
Sixth Judicial Circuit

Hon. Allan L. Stouder
Appellate Judge
Third District

Alternate Members

Hon. David Linn
Appellate Judge
First District

Hon. Arthur L. Dunne
Circuit Judge
Cook County

Hon. Bernard E. Drew, Jr.
Circuit Judge
Nineteenth Judicial Circuit

Hon. Frederick S. Green
Appellate Judge
Fourth District

OPINIONS OF THE COURTS COMMISSION DURING 1991

In 1991 the Courts Commission ruled on two complaints brought by the Judicial Inquiry Board. Summaries of the decisions of the Illinois Courts Commission rendered in 1991 are as follows:

(1) Complaint 90 CC 1 charged an associate judge of the Seventh Judicial Circuit, in a one-count complaint, with conduct that is prejudicial to the administration of justice and that brings the judicial office into disrepute in that he, during the early morning hours of August 4, 1989, was observed asleep in a car in front of a tavern and shortly thereafter, while driving the car, was stopped by a deputy sheriff for improper lane usage; that respondent had been drinking alcohol and was under its influence when he was stopped; and that the respondent failed to cooperate with the deputy sheriff when asked to exit his car and submit to a field sobriety or breathalyzer test. The complaint alleged that the respondent violated Supreme Court Rules 61 and 62(A).

On October 30, 1991 respondent was reprimanded by the Commission. In determining the sanction to be imposed, the Commission took into account as a mitigating circumstance the fact that the respondent underwent an alcohol remedial education program.

(2) Complaint 90 CC 2 charged a Cook County circuit judge, in a seven-count complaint, with willful misconduct in office and conduct that is prejudicial to the administration of justice in that he, during his 1990 primary election campaign for the Democratic nomination for judge of the First District Appellate Court, authorized and approved certain campaign advertisements which were published in Chicago and Chicago-area newspapers and said advertisements were "inaccurate, misleading, and cast doubt upon his capacity to decide impartially issues that may come before him" (copies of the advertisements were attached as exhibits to the complaint and, in general, stated that the judge is "tough on crime and taxes", citing examples of how he, as a judge, was "tough on crime and taxes" and "highly qualified"); and that he failed to properly oversee his campaign finances by not establishing a responsible campaign committee, by issuing checks for campaign expenses from his personal account, and by engaging in conduct to avoid the Illinois campaign disclosure laws. The complaint alleged that the respondent violated Supreme Court Rules 61, 62(A), 67(A)(4), 67(B)(1)(a) and (c), and 67(B)(2).

On October 25, 1991, the Commission found evidence presented by the Board sufficient to prove in three counts and reprimanded the respondent for his violations of the Code of Judicial Conduct.

VI

THE ADMINISTRATIVE OFFICE

THE ADMINISTRATIVE OFFICE OF THE ILLINOIS COURTS

Tribute to Retired Employees

Special gratitude is extended to W. Dale Rapp and Jerry B. Gott, both of whom retired effective 12/31/91. The combined dedicated service of both gentlemen exceeds 46 years.

As Mail/Reprographics Supervisor, Dale Rapp's tenure began on January 1, 1966. For many years, he managed the workload single-handedly until growth of the Administrative Office necessitated the hiring of three additional employees placed under his supervision to also handle messenger service, mailings, and office supplies.

Prior to coming to the Administrative Office, Jerry B. Gott was Clerk of the Circuit Court of Jefferson County in the Second Judicial Circuit from December 1, 1952 until August 31, 1969. He brought a wealth of information to his new position with the Administrative Office on September 1, 1969. As Associate Director, Circuit Clerk Liaison, Mr. Gott was instrumental in implementing the Supreme Court Administrative Order on Recordkeeping in the circuit courts. In addition to serving many years on the Article V *Ad Hoc* Committee of the Conference of Chief Circuit Judges and assuming primary responsibility for revising the Uniform Traffic Ticket, Mr. Gott regularly provided staff assistance to the Conference of Chief Circuit Judges. During his tenure, he was the primary source of information relating to judicial vacancies and elections.

The Administrative Office expresses its deepest appreciation to Dale and Jerry for their many years of dedicated service.

INTRODUCTION

The Administrative Office of the Illinois Courts is established by the Illinois Constitution of 1970 to assist the Chief Justice in fulfilling administrative and supervisory duties. Primary responsibilities of the Office include preparing the State Judicial System budget, maintaining records and statistics on case loads and case flow in the Unified Court System, organizing all payrolls for judicial personnel and court reporters, serving as secretary to various committees and other organizations, managing court facilities and equipment, and providing continuing education for judges.

The Office is also charged with administering a number of Supreme Court Rules. Rule 21(d) requires the office to maintain filed copies of Appellate Court and Circuit Court rules. Pursuant to Supreme Court Rule 68, the Administrative Director is the custodian of verified statements of economic interest which are filed by Illinois judges for the years prior to April 30, 1987. Sealed statements filed

under this rule may be opened only by the Supreme Court or by the Illinois Courts Commission when specifically authorized by the Supreme Court for use in proceedings of the Commission. Parties to an action may request from the Administrative Director information from unsealed lists concerning businesses in which a judge or members of his or her immediate family have a financial interest.

The Administrative Director and his staff appear before the appropriation committees of the General Assembly to testify concerning the State judicial budget, and they are frequently called upon to advise the judiciary committees on proposed legislation affecting the courts. They also address civic groups, bar associations, legislative commissions and court reform groups concerning court administration and the structure and operation of Illinois' unified court system.

Citizens, judges, lawyers, court administrators from other states, and persons from foreign nations visit the Administrative Office and the Illinois courts. One task of the Administrative Office is to explain the Illinois court system to them and arrange visits to courthouses and with judges. The office can also arrange for Illinois judges to visit the State's penal institutions in order to foster a greater understanding of the correctional system.

The Administrative Office is headed by a Director assisted by a Deputy Director, both of whom are appointed by the Supreme Court. Responsibilities of the Administrative Office are carried out through six divisions — Administrative Services, Court Services, Judicial Branch Education, Judicial Management Information Services (JMIS), Legal Services, and the Probation Services — each of which is headed by an Assistant Director.

More than 125 employees serve the Supreme Court and supervise the activities of all the courts in the State, including court-related personnel. Specific duties of each division and reports from each of the divisions summarizing their workload during the calendar year 1991 are discussed in greater detail herein.

ADMINISTRATIVE DIRECTOR JOSEPH F. CUNNINGHAM APPOINTED TO SUPREME COURT

On June 17, 1991, Hon. Joseph F. Cunningham, who had served as Director of the Administrative Office since July 15, 1990, was appointed to the Supreme Court to fill the vacancy created by the death of Justice Horace Calvo. Judge Cunningham had been a judicial officer from 1965 to 1988, including many years as chief judge of the 20th Circuit and, from September 16, 1987 to December 4, 1988, as a justice on the Supreme Court.

WILLIAM M. MADDEN
APPOINTED ACTING DIRECTOR

Effective June 17, 1991, William M. Madden was appointed Acting Director of the Administrative Office. Mr. Madden has served as Deputy Director since 1969.

EXECUTIVE OFFICE

The Supreme Court of Illinois acts not only as the final forum to resolve judicial disputes, but also as the administrator of the State's judicial system. The Administrative Office of the Illinois Courts, headed by the Administrative Director, serves at the pleasure of the Supreme Court to assist in the daily operations of the Judicial Branch. At the nucleus of the Administrative Office is the Executive Office, composed primarily of the Administrative Director and the Deputy Director.

The Director has responsibility for a variety of administrative duties delegated by the Supreme Court. He prepares administrative materials for the Supreme Court's review. The Director also acts as a teller of judicial elections by compiling and tabulating votes to fill associate judge vacancies by an elective process among the circuit judges. Pursuant to rule of the Courts Commission, the Director is the Commission Secretary. The Executive Office staff compiles and maintains biographies on all Illinois judges for the use of the Supreme Court.

In addition, the Director oversees and continually appraises the Supreme Court of the varied activities performed by the staff of the Administrative Office. These specific programs are identified within the divisional synopses in this report.

The Deputy Director is second in command of the Administrative Office and, in the Director's absence, assumes control of the office on behalf of the Director. The Director keeps the Deputy Director fully informed regarding matters in which the Administrative Office is involved and seeks his counsel on most matters before taking action or making recommendations to the Court. The Deputy Director represents the Administrative Office in any situation in which the Administrative Director is unable to do so. While each Assistant Director in each division sets the work goals for employees in his or her division, the Deputy Director is responsible for the day-to-day operations of the Chicago office, regardless of the specific division to which any individual is assigned. The Deputy Director serves as Secretary to the Supreme Court Rules Committee and the Supreme Court's Ad Hoc Committee on Civil Discovery Procedures.

THE ADMINISTRATIVE SERVICES DIVISION

The Administrative Services Division provides general administrative support to the judicial branch of government. The division is divided into the following areas: finance, personnel, labor relations, and intergovernmental relations.

Finance

The finance unit is responsible for voucher processing; maintenance of accounting records; procurement of commodities, printing and equipment; inventory control over state-owned property; reproduction of materials for seminars; and performing audits of reimbursements paid to counties for probation services.

Personnel

The personnel unit processes semi-monthly and monthly payroll for judges and state-funded employees of the judicial branch. In conjunction with the payroll, the unit also administers a compensation plan which covers most of the employees of the judicial branch and serves as a liaison with other state agencies for issues pertaining to health insurance, deferred compensation, and retirement benefits.

Labor Relations

Labor relations services are provided to chief judges, circuit clerks, and other judicial branch managers in the following areas: "at-will" employment, retaliatory discharge, union-management relations, unlawful employment discrimination, and constitutionally based employment claims.

By the end of 1991, cases involving labor and employment matters were litigated by the Attorney General's Office, whereas, previously they had been litigated by an attorney on the labor relations staff.

Intergovernmental Relations Unit

The Intergovernmental Relations Unit works closely with the Director and the operating divisions within the Administrative Office on matters which involve the Legislative and Executive Branches of State government. The unit acts as a legislative clearinghouse to provide information and legislative updates to the Supreme Court, the Administrative Office and the judges of the State. Additionally, the unit staffs the Supreme Court Committee on Legislation.

The intergovernmental Relations Unit assists the Director in communicating the budgetary needs and legislative positions of the Supreme Court to the Legislative and Executive Branches through meetings with legislators and their staff and testimony at committee hearings. The Legal Division of the Administrative Office complements this role by preparing bill analyses and answering technical and legal questions concerning bills introduced in the General Assembly. The unit also provides an understanding of the actions and focus of the General Assembly and other parts of State government to members of the Judicial Branch and identifies possible areas of support for or resistance to Supreme Court legislative initiatives.

In cooperation with the Legal Division, the unit assists in preparing a draft of the Annual Report of the Supreme Court to the General Assembly. The Supreme Court reviews the draft and gives approval to the final language of this constitutionally mandated report.

COURT SERVICES DIVISION

The Court Services Division was established to assist the trial and appellate court operations in Illinois. Program areas of the division include circuit clerk services, statistical reporting, mandatory arbitration, court reporting management, child support, judicial committee support, victim services, jury management, records management, automated disposition reporting, court security and record keeping manuals.

Automated Disposition Reporting

The Automated Disposition Reporting (ADR) program is an automated process for circuit clerks to report court dispositions through the AOIC to the Secretary of State and the Department of State Police on magnetic computer tape in lieu of paper. Due to statutory changes, AOIC's ADR processing, record layouts, and programming must undergo a complete rewrite in 1992. To facilitate the rewrite and to address other possible ADR court case reporting services, the Court Services Division is assuming an increasingly active role in project management, liaison activities and user support in this joint effort with the Judicial Management Information Services Division (JMIS). The system redesign was completed during November, 1991 and programming was started December 1, 1991.

In conjunction with the ADR Program, Court Services maintains the Offense Code Table (OFT). The OFT is updated annually and functions as an integral part of the ADR program. Plans for a 1992 rewrite of the OFT include sequential code assignment, semi-annual table updates, Secretary of State Indicator updates, and planning for OFT code removal procedures. Future efforts may include acceptance of approximately 50 additional counties, which use software developed by private vendors, into the ADR process.

Assisting the AOIC in the rewrite of the ADR program is the Automated Disposition User's Group. This group is composed of circuit clerks and their staff performing the collection of the dispositions at the county level and preparing them for processing by the AOIC program. This group has formed two subcommittees, the Data Dictionary Subcommittee and the Offense Code Table Subcommittee. The Court Services Division is working with both subcommittees. The Data Dictionary Subcommittee is assisting in the rewrite of the AOIC Data Dictionary which is planned for completion in early 1992. The Offense Code Table Subcommittee is working on a plan for improving the OFT maintained by the AOIC. That Subcommittee's tasks will continue through 1992.

Child Support

The Court Services Division staff provides support to the Conference of Chief Judges' Child Support Advisory Committee and their Subcommittee on Automation Linkage. Negotiations with the Illinois Department of Public Aid (IDPA) regarding a statewide child support automation system for the State of Illinois continued throughout the year. Site visits, written and telephone surveys, and meetings with the Committee, IDPA, and IBM representatives were held to gather information to begin the development of this new system.

Court Services staff also provided support to the counties that are participating in the Supreme Court Rule 296 child support enforcement program. The counties currently operating under the Rule include DeWitt, Douglas, Piatt, and Wayne. The most in-depth information from the report came from Piatt County, which was in the process of implementing a PC based Rule 296 system. The final evaluation of the PC based system in Piatt County was scheduled for release in 1992.

The Child Support Advisory Committee also participated in discussions regarding modifications to the Illinois Child Support Guidelines with various interested groups in Illinois. In cooperation with IDPA, Committee representatives were also active in finalizing details for the Expedited Child Support Process. It was determined that Cook County would serve as the Pilot site for the Expedited Process.

Circuit Clerk Services

The circuit clerk services unit maintains ongoing communications with all circuit court clerks throughout Illinois, responds to inquiries regarding new legislation, records retention policies, recordkeeping procedures and overall circuit clerk operations. This unit also works with the Secretary of State's office, the Illinois State Police, the Department of Conservation Law Enforcement and other agencies of state government concerning State level policies and procedures affecting circuit clerk operations. The staff met with most, if not all, of the circuit court clerks at their offices, and at annual meetings and zone meetings during 1991. In addition to meeting with the clerks, the unit is in frequent communication with the clerks by telephone, responding to questions and following legislation affecting clerks' operations. Additionally, the unit assisted the Judicial Education Division with three seminars for circuit clerks and their staff on Retention and Destruction of Court Records.

In conjunction with the Judicial Management Information Services (JMIS) Division, Court Services maintains the Automated Disposition Reporting (ADR) program and the Offense Code Table (OFT), which is an intimate part of the ADR program (see section on ADR above). In addition, the staff assisted the Director in preparing administrative agenda items relating to judicial vacancies

and requests for additional associate judges, served on subcommittees of the Conference of Chief Circuit Judges Ad Hoc Committee on Article V Rules developing recommended changes to the Uniform Citation and Complaint Form and regulations governing issuance of bond certificates. Unit staff monitored sessions to the General Assembly for legislative initiatives affecting clerks and courts, and processed monthly Notice of Clerk's Intention to Destroy Records requests.

Court Reporting Management

Activities related to the management of official court reporters performed by and through the Court Services Division include court reporter proficiency testing and certification; continuing liaison with official reporters and their representatives; collection and monitoring of information pertaining to transcript income; evaluation of various court reporting technologies; and assistance in the development and administration of court reporter training. Division staff also investigated ways to enhance the productivity of court reporting services and to reduce costs associated with court reporting.

During 1991, six official court reporter proficiency examinations were offered; three in Chicago and three in East Peoria, Illinois. Proficiency testing is required by law. Several times each year the Administrative Office administers examinations to test the proficiency of persons interested in becoming official court reporters, and of incumbent official reporters who wish to attain a higher proficiency rating.

The Administrative Office also administered two computer proficiency examinations for official court reporters, both held in Chicago. These examinations allow incumbent official reporters to demonstrate their proficiency in using computer-aided transcription (CAT). Those who pass the examination are eligible to receive a higher rate of compensation as "computer proficient" court reporters.

Also in 1991, staff of the Court Services Division assisted the Judicial Branch Education Division in planning and conducting three regional seminars for official court reporters. A combined total of 244 official reporters attended seminars held in Mt. Vernon, Peoria and Chicago. Among the topics presented were: writing concepts for computer-aided transcription; personal computer applications; English language usage in transcription; and stress reduction.

Court Security Program

The court security program, established in January of 1988, continues to provide security information and planning assistance to the appellate and trial courts. The on-going roles of the Court Services Division include: (1) conducting physical security analyses of court facilities and providing technical assistance; (2) written security

technical assistance reports containing site visit findings, problem analyses and recommendations; (3) preparing and presenting information to county boards to secure funding for report recommendations; and, (4) liaison to county, state and federal law enforcement agencies.

Throughout the year the Court Services Division staff provides support for the Court Security Standards Committee of the Conference of Chief Circuit Judges. The first half of a project on the existing level of court security within the Illinois court system was completed in May of 1991. The report, entitled "Status of Court Security in the State of Illinois" was published and distributed to the Conference of Chief Judges.

Judicial Committee Support

The Court Services Division provides staff support involving the preparation of meeting agendas, minutes, and reference materials, follow-up correspondence documenting committee action, drafting and conducting surveys and producing subsequent reports, and drafting proposed guidelines and standards in various court areas. This support is provided to the Conference of Chief Circuit Judges and its various subcommittees; the Illinois Judicial Conference Study Committee on the Operation of the Judicial System, the Supreme Court Study Committee on Mediation of Child Custody, Support and Visitation Disputes, and the Supreme Court Alternative Dispute Resolution Coordinating Committee.

Jury Management

The Court Services Division also works to coordinate and improve jury management in the Circuit Courts of Illinois. In accordance with law, AOIC provides counties with merged source lists for jury selection upon request. During 1991, merged jury source lists were provided to 84 counties. In addition, Division staff coordinated the printing and distribution of approximately 113,000 handbooks for petit and grand jurors in the circuit courts.

Mandatory Court-Annexed Arbitration Program

The Supreme Court's efforts to devise a high quality court-annexed arbitration system have spanned nearly the entire decade of the 1980's, and the public officials representing all branches of Illinois government as well as the general public have been consulted in the design process. With the support of the General Assembly and the Governor, the Illinois Supreme Court has devised and implemented a mandatory court-annexed arbitration system for selected circuit courts. Arbitration was operational in 1991 in the circuit courts of Winnebago, DuPage, Lake and Cook counties. Late in 1990 the Supreme Court approved McHenry County for arbitration. Arbitration hearings began in McHenry County in April of 1991. Expansion of the program in the future will occur with Supreme Court approval in the areas of the State where

there is a demonstrable need, provided sufficient public funding is available to support expansion efforts.

In 1991, each county began the year with an inventory of arbitration eligible cases not terminated in the previous year. Winnebago County began the year with 419 pending cases, 1,258 cases were added, 1,171 cases were processed and removed from the arbitration calendar, leaving 506 cases pending at the end of the year. In DuPage County, 1,502 cases were pending at the start of the year, 4,290 cases were added, 4,424 cases were processed and removed, leaving 1,366 cases pending at the end of the year. Lake County began the year with 495 pending cases, 2,590 cases were added, 2,463 cases were processed and removed, leaving 622 cases pending at the close of the year. The Circuit Court of Cook County began the year with 5,064 cases pending, 9,356 cases previously pending in that court's law division were transferred to arbitration and subsequently set for hearing. Of the cases set for hearing, 10,934 cases were processed and removed from the arbitration calendar, leaving 3,666 cases pending at the end of 1991. In McHenry County's first nine months of operation 681 new cases, 133 pending cases and 24 reinstated cases were assigned arbitration hearing dates.

A commonly cited measure of performance in court-annexed arbitration programs is the extent to which awards are accepted by the litigants as the final resolution of the case. In Winnebago and Lake counties, 29.6% and 32.5%, respectively, of the arbitration awards rendered in 1991 were rejected. In DuPage County, this number was 32.1%. In the Circuit Court of Cook County, rejections were filed in 38.9% of the cases receiving a hearing.

Even more telling than the rejection rate is the frequency with which cases heard in arbitration must later be tried in the circuit court. Only a small number of arbitration-eligible cases actually go to trial after arbitration even though awards in an appreciable number of cases may have been rejected. In Lake and Winnebago counties, 16% of the total cases heard in arbitration went on to trial in the circuit court. In DuPage County, 12% of the total cases heard in arbitration went on to trial in the circuit court. Trial data was unavailable from the Circuit Court of Cook County.

The case management capabilities offered by mandatory court-annexed arbitration are as important as the cost saving potential for courts and litigants. Because cases must be set for hearing within one year from the date of filing, careful attention must be paid to the age of pending lawsuits in order to identify those matters whose unique circumstances may contribute to a delay in processing at any of the various stages of the arbitration process. In some instances, delay from filing to hearing to final disposition is unavoidable and even necessary to insure fairness if a particular lawsuit is unusually complicated. Nevertheless, the arbitration process is struc-

tured to monitor caseflow so that standard time elapsed from filing to termination is met for all but the extraordinary minority of eligible cases. Activity reported by the circuit courts of Lake, DuPage and Winnebago Counties indicates that cases are indeed proceeding to hearing and ultimately to final disposition in a deliberate and timely manner.

In December of 1991, Sangamon State University's Center for Legal Studies completed its 2 year comprehensive evaluation of the Lake County Arbitration Program. This research project was designed to assess the effectiveness of arbitration as an alternative means of resolving disputes by comparing the performance of a sample of civil cases previously processed in the traditional fashion with performance measures for a sample of similar cases filed after arbitration was instituted in the circuit court.

Overall, the SSU study concluded from the reported data that the Lake County circuit court arbitration program achieved its goals of improving the pace of civil case dispositions while maintaining high standards of quality and justice for users of the arbitration system. The Lake County circuit court effectively implemented and managed the arbitration program in a manner consistent with Supreme Court Rules and statutory requirements, creating what the Sangamon State University research team described as "a model of efficiency and effectiveness to be replicated in other counties in Illinois and other states."

Records Management

Records Management staff conducted a study of record storage in the Third District Appellate Court Clerk's office, with particular emphasis on closed cases. Similar studies were completed in the circuit clerks' offices in Fulton, Jefferson, Knox, and LaSalle Counties. Each study resulted in a report to the clerk describing such options as purging, microfilming, and off-site storage in terms of cost and benefit. Staff also made an inventory of the various AOIC records stored in Springfield. In addition to giving specific information to clerks, these projects provided an opportunity for AOIC staff to review the various recordkeeping policies of the *Manual on Recordkeeping*.

Statistical Reporting

Maintenance of an accurate and timely statistical reporting system is one of the primary responsibilities of the Court Services Division. Staff responsible for this critical function compile, post and analyze caseload and financial information provided by the clerks of the Illinois courts. This information, which is set forth in this annual report, is available for general reference, research purposes and related court improvement efforts. Recent efforts to improve the statistical reporting system have included revisions to selected data collection forms, review of statistical report submissions to ensure the in-

tegrity of information and necessary follow-up contact with the clerks of the courts.

Victims' Services

The principal focus of this unit is in the area of family violence. Highlights of the year included the following: (1) providing technical assistance to the Abuse and Empowerment Subcommittee of the Supreme Court Mediation Study Committee; (2) providing technical assistance for the 9th Judicial Circuit in development of a multi-system family violence advisory council; (3) serving on an advisory committee to the Domestic Violence Project of the Rural Justice Center; (4) serving on the Domestic Violence Advisory Council to the Director of the Illinois Department of Public Aid; and (5) serving on the Illinois Attorney General's Task Force on Domestic Violence.

JUDICIAL BRANCH EDUCATION DIVISION

The Division has responsibility for providing training programs for judges, probation personnel, administration and technical personnel, circuit clerks and court reporters.

Judicial Training and Continuing Professional Education

Another important function of the Judicial Branch Education Division is to provide staff support to the Illinois Judicial Conference in the administration of education programs. Judicial Education staff serve the Executive Committee of the Judicial Conference, the Subcommittee on Judicial Education, the Associate Judge Seminar Coordinating Committee, and the various topical committees established to develop the judicial program topics and format. A description of the Illinois Judicial Conference work appears in the Judicial Conference chapter of this report.

Court Administration and Technical Training

During 1991, the Division staff developed and presented seminars in specialized areas pertaining to the specific job responsibilities of circuit clerks, court reporters, and trial court administrators.

Two seminars were offered to circuit clerks. Each all-day seminar was presented three times at various locations around the State. "Responsibilities for Retention and Destruction of Court Records" featured topics on (1) Court Record Microfilming; (2) Administrative Order on Recordkeeping; (3) Manual on Recordkeeping in the Circuit Court of Illinois; (4) Storage of Paper Documents; and (5) the Illinois Regional Archives Depository System (IRAD). The second seminar featured "Statistical and Disposition Reporting Issues". Topics included (1) Statistical Reporting to the Administrative Office; (2) Traffic Case Disposition Reporting to the Office of the Secretary of State; (3) Traffic Case Disposition Reporting

to the Illinois State Police; (4) Criminal Case Disposition Reporting to the Illinois State Police; and, (5) Discussion of Issues Related to Automated Disposition Reporting.

The team concept approach was utilized in the circuits in presenting the seminar entitled "Planning and Implementing Enhanced Case Management Systems for Civil and Criminal Cases". The program was offered to all twenty-two judicial circuits to the chief judge or presiding judge and his or her administrative assistant or trial court administrator. As a team, the judge and his or her administrative assistant worked toward resolving specific issues designed to enhance case management. Each team was given five assignments which consisted of (1) Analyzing the existing civil or criminal system in their circuit; (2) Reporting System Analyses (groups of three court teams report to each other); (3) Setting goals for new systems and reporting to plenary session; (4) Designing new system to meet goals; and (5) Reporting plans to their small groups to receive feedback and suggestions.

The team concept method was also employed in "Personnel/Human Resources Management in Illinois Courts". This seminar was offered to the chief judge of each circuit and his or her administrative assistant who handles personnel matters within the circuit. Topics focused on the overview of the components of an effective personnel/human resources system, legal issues in personnel/human resources, compensation and reward systems, and recordkeeping and documentation.

A one-day workshop, designed to enhance transcript production, was presented in three locations around the State for court reporters. Other topics for the workshop included understanding body mechanics and how to reduce stress and avoid injury.

JUDICIAL MANAGEMENT INFORMATION SERVICES

Summary of Services

The services of the Judicial Management Information Services Division (JMIS) to the Illinois courts and support units are as follows:

- Provide consultation in systems, networking, word processing, office automation, and personal computer usage including:
 - Automation planning
 - Requirements definition
 - Computer procurement
 - System evaluation
 - System selection
 - Personal computer hardware and software maintenance
 - Personal computer hardware and software user training
 - Local area and wide area networking
 - Information clearinghouse.

- Procure and install microcomputers and related equipment, software, and communications in response to user needs.
- Develop, install, train users, and maintain application systems for specific courts and administrative units.
- Maintain and enhance system software capabilities to ensure full functionality of computers.
- Ensure efficient and modern communications between computers in courts throughout state and JMIS computers in Springfield and Chicago.
- Integrate above computer and communications technologies to ensure efficient, non-redundant automation statewide.
- Operate JMIS computers in Springfield and assist in operation of Chicago computer.
- Coordinate and assist with committees relating to court automation.

Summary of Activity

Separate case processing systems support the Supreme Court and Appellate Court, and during 1991, a new system is being developed for the Appellate Court. Both current systems run on IBM 4300 computers at the Administrative Office in Springfield (Supreme Court and downstate Appellate Court districts) and Appellate Court First District. Personal computers are used extensively in both courts for word processing, to access the IBM computers, to access legal reference services, for an increasing number of microcomputer database applications in the clerks and judges offices, and to send filed Appellate Court opinions to the Reporter of Decisions from the downstate districts.

In 1991, a new project to develop an Appellate Court Information System was initiated. During the year, additional staff were hired, a number of productive meetings were held with representatives from the Appellate Districts, and the tools and techniques that were previously implemented were fully assimilated into the system design. By the end of the year, the combination of court personnel and JMIS representatives had fully defined the system requirements and had completed the overall design. The new system is intended to combine new concepts with new technology to assist the users in meeting the demands for increased productivity, functionality, and information availability.

Circuit court autonomy has resulted in the use of different types of computers and systems around the state. In addition to systems built in-house by specific courts, there are several software products from commercial vendors in use (*i.e.*, systems known as JIMS, GAVEL, and SUS-TAIN). These systems run on a range of computers from personal computers through midrange computers. Additional systems exist to address functions such as probation, jury management, and child support.

Principal efforts in the circuit courts center around support of circuit-wide local area network sites in the Ninth Judicial Circuit, assisting sites in LaSalle and McHenry counties with supporting JURY+ jury management software and hardware, the merging of voter and driver registration lists as a basis for jury selection in each county, and helping Sangamon County develop a long range automation plan.

Currently, the circuit courts in eight counties (Cook, DuPage, Kane, Lake, McHenry, Peoria, Sangamon, and St. Clair) submit traffic disposition data on magnetic tape to the Administrative Office for processing and submission to the Secretary of State and State Police. During 1991, a project to redesign and develop the ADR system was initiated. This project will replace the old and difficult to maintain system with a new system that will be much more responsive to changes in the external environment, will facilitate data base changes, and will provide a solid basis for the future. The system was also used to develop new design and development procedures in parallel with the new data base and programming technology being installed. By the end of the year, most of this system was developed and ready for full-scale testing. This new system will be implemented in the second quarter of 1992.

In the Administrative Office, a new system is being created to support payroll and property management. The analysis and preliminary design is being conducted for future timekeeping, personnel, vouchering, and financial management systems. Except for some parts of property management which are run on the Administrative Office Wang minicomputer and vouchering, which is provided through the state GAS II system on an Executive Branch computer, these systems are run on the IBM 4300 computer in Springfield. Personal computers are used extensively throughout the Administrative Office for word processing, other desktop functions (*e.g.*, spreadsheets, database applications), and office automation in conjunction with the Wang minicomputer.

Most automation efforts in the Administrative Office have been devoted to the development of a new payroll system on a LAN, developing the timekeeping system, arranging for a vouchering capability using GAS II, and doing the preliminary work that will result in several network-based personal computer applications in the Probation Division.

To provide a more accessible data repository and easier systems development, JMIS has implemented IBM's SQL/DS relational database management system which will aid in future systems development. During 1991, JMIS implemented several system development tools that will supplement SQL/DS and enhance staff productivity.

To accommodate the additional systems and databases to be developed and run on the mainframe computers, the VM operating system was implemented on the IBM

4381 computer in Springfield. Also completed in 1991, was the migration to a more powerful set of system and communications control software and hardware to accommodate a movement toward a statewide data repository and communications. Communications hardware was installed in the offices of the clerks of the Supreme Court and downstate Appellate Court districts that will provide dial-in access (and future LAN access) to the planned communications network.

A major long-term initiative for JMIS will be to establish a statewide telecommunications capability that will link all of the courts to Administrative Office computers. This will feed information into a statewide data repository, will relieve the courts of the burden of submitting manual reports, will place vastly greater quantities of information at the disposal of those who manage and monitor the activities of the courts, and will yield tremendous savings to the entire judicial branch. The first step is complete; it consisted of modernizing the capabilities of personal computers throughout the Supreme Court and Appellate Court to permit easier and more standardized communications with each other and with the mainframe computers on which the Supreme Court and Appellate Court systems are run. As a by product, legal reference services such as Westlaw and Lexis can be accessed directly from many of these personal computers thereby saving the costs of leasing terminals. The second step in the telecommunications initiative is an outgrowth of automated disposition reporting described above in which submissions currently are limited to eight counties and are accomplished by sending data on magnetic tape through the mail. To achieve needed expansion of disposition reporting and to facilitate the telecommunications initiative, a migration from the labor-intensive magnetic tape method to entirely electronic transmissions using modern telecommunications is envisioned.

In addition to the constantly expanding number of installed personal computers and related equipment and software, a concerted effort is being made to put to even greater use the more than 600 personal computers that are now installed in the offices of judges, clerks, legal researchers, and AOIC personnel. Expanded uses of personal computers that are being investigated include increased access to data repositories and personal computers, additional personal computer-based systems and software package usage, more intra-office communications and device sharing, and the capability for users to define and obtain reports from their personal computers without programmer intervention. A major effort is underway to replace most personal computer devices with more modern devices throughout the Supreme and Appellate Courts and Administrative Office.

To improve services provided by JMIS, information centers have been instituted in Chicago and Springfield for users in those respective areas. The centers are

designed to standardize the processing of requests for JMIS services.

Other activities of the JMIS Division include ongoing research to evaluate and keep abreast of the ever-changing hardware, software, and applications technologies. Major efforts are also underway to evaluate recent word processing and spreadsheet software and systems printers. Software to enhance system security was obtained and installed. JMIS staff participated, usually as ex officio members or advisors, in several software user groups and court automation committees.

LEGAL SERVICES DIVISION

The Legal Services Division was created to support Supreme Court committees, commissions and boards, to analyze legislation and Supreme Court decisions, to perform legal research on matters that are not case related, and to provide legal assistance as "in-house" counsel to other AOIC divisions.

Duties of the Division

In fulfilling these responsibilities, the Division attorneys provided staff support to the following judicial committees:

- Judicial Conference Study Committee on Complex Litigation
- Administrative Committee of the Illinois Appellate Court
- Supreme Court Oversight and Planning Committee for a Judicial Performance Evaluation Program
- Ad Hoc Article V Committee of the Conference of Chief Circuit Judges
- Judicial Conference Study Committee on Juvenile Justice
- Supreme Court Ad Hoc Committee to Study the Organization and Function of the Illinois Judicial Conference

Other duties of the Legal Services Division include the administration of Supreme Court Rule 215(d). This rule allows a court to order an impartial medical examination of a party whose mental or physical condition is an issue. The examination must be made by a member, or members, of a panel of physicians chosen for their special qualifications by the Illinois State Medical Society. The examiner submits a report for the use of the court and the parties, and if the examiner's testimony is required at trial, it will be given without cost to the parties. The charts which follow on pages 61 and 62 provide a profile of the use of Rule 215(d) in 1991.

The Division also administers Supreme Court Rule 711. The rule provides for the temporary licensing of law students or law graduates who have not yet had an op-

portunity to sit for a bar examination to appear in court, prepare pleadings or briefs, counsel with clients, negotiate in the settlement of claims and prepare and draft legal documents. These services may be performed only for qualified agencies such as legal assistance programs, public defender offices and governmental offices under supervision by a member of the Illinois bar. To be eligible for licensing, a student must be certified for at least 60% of the hourly credits required for graduation and be in good academic standing and eligible under the school's criteria to undertake the activities authorized by the rule. In 1991, 703 temporary licenses were issued.

To assist the Supreme Court in its administrative and supervisory authority over all courts, the Division assigns downstate judges to Cook County. Additionally, the Division serves as liaison with the Attorney General's office in providing legal representation to judges and court personnel sued in their official capacity.

During 1991, the Division Assistant Director continued to author and edit the *Bench and Bar Newsletter*, published monthly by the Illinois State Bar Association and distributed to all Illinois judges. The Assistant Director also provided the judiciary with analyses of selected Illinois Supreme Court decisions and recent legislation enacted into law.

The Division, in cooperation with the Intergovernmental Relations Unit, assists the Supreme Court in drafting the Annual Report of the Supreme Court to the General Assembly. The constitutionally mandated report proffers legislative recommendations to the Illinois General Assembly.

During each legislative session, a major part of the workload of the Legal Services Division is the analysis of legislation monitored by the Supreme Court, the Conference of Chief Circuit Judges, and the Supreme Court Committee on Legislation. The analyses are drafted by the Legal Assistant, with lawyer oversight. During the 1991 legislative session, 125 bills were analyzed.

Other responsibilities of the Legal Services Division include:

- Tracking cases and serving as reporter of decisions for the Courts Commission
- Serving as secretary for the Annual Meeting of the Illinois Appellate Court
- Serving as teller of elections for Cook County Circuit Court associate judge elections in administering Supreme Court Rule 39 - Appointment of Associate Judges
- Compiling election and retention results in Judicial Elections and Judicial retention Election

In 1991, the Study Committee on Juvenile Justice continued with its preparation of a new juvenile law benchbook in response to the 1987 recodification of the Juvenile Court Act. The staff liaison attorney managed

the benchbook project by providing research assistance and by reviewing and editing numerous drafts of the benchbook. The benchbook is scheduled for completion in 1992.

During 1991, the Division processed over 100 requests for legal assistance from other AOIC divisions. Such requests covered a wide range of subjects including, for example, review of professional service contracts, data processing contracts, leases for office space for judges and AOIC staff, and memoranda on a broad range of legal matters.

PROBATION SERVICES DIVISION

Section 15 of the "Probation and Probation Officers Act" provides: "The Supreme Court of Illinois may establish a Division of Probation Services whose purpose shall be the development, establishment, promulgation, and enforcement of uniform standards for probation services in the State, and to otherwise carry out the intent of the Act" (Ill Rev. Stat. ch. 38, par. 204-7). Consistent with its statutory responsibility, the mission of the Probation Services Division is to improve the quality, effectiveness, and professionalism of probation and related court services in Illinois. In carrying out this mission, the Division's policy, program, and resource development activities extend to all aspects of the administration and delivery of probation services in Illinois.

During 1991, the Division continued to make progress toward achieving its goal of improving probation services in Illinois. To that end, the Division's ongoing coordination, monitoring, and technical assistance operations continued to be major priorities. In addition to these ongoing responsibilities, the following specific major projects and initiatives were undertaken by the Probation Services Division in 1991.

Juvenile Justice Initiatives

The Probation Division initiated the next phase of the Juvenile Case Classification project in 1991. A workgroup of probation professionals was convened in the fall. With the assistance of Dr. Art Lurigio of Loyola University, the work group completed preliminary work leading to the validation of a juvenile probation classification instrument which will take place in 1992.

In the spring of 1991 the Probation Division participated in a grant-funded training initiative in cooperation with the Illinois Department of Corrections on "Strategies for Juvenile Supervision." The three one-week training sessions focused on effective case assessment and case planning for juvenile offenders. In the summer of 1991, sixteen of the trainees including nine probation officers and three probation division staff attended a training for trainers session. Planning and development of training materials continued in the fall with scheduled implementation of the training on a regional basis in 1992.

The Probation Division continued to work with individual probation departments on development and implementation of appropriate detention screening criteria. Criteria for most departments were approved in 1991.

Adult Classification System Revisions

After a thorough review of the National Council on Crime and Delinquency (N.C.C.D.) Adult Classification Validation Study conducted in 1989, the Division made final decisions on the needed revisions to the system. These revisions were incorporated in a rewrite of the Adult Investigation and Supervision System manual. Statewide implementation of the revisions was accomplished through regional training meetings during the spring of 1991.

The Illinois Adult Classification System differentiates the supervision of offenders by measuring their inclination toward criminal behavior and their need for rehabilitative services. The system provides a rational means of supervising offenders differentially, as well as a management tool for staff deployment and accountability, budgeting and research, and resource development and coordination. In short, the system brings structure and consistency to decision making at all levels of adult probation case management.

Properly implemented, this workload classification system sets a uniform standard for state funding and defines the proper allocation of local probation department resources among adult offenders. At the state level, the allocation of new workload positions is based upon comparative staffing needs statewide as established by quarterly workload analyses of each department. The allocation process includes consideration of such factors as the relative proportionality of that department's staffing need, the characteristics of the department's probation population (i.e., the percentage of "high-risk" cases), and the ability of the department to assimilate new resources.

Intensive Probation Supervision Expansion

The Intensive Probation Supervision (IPS) Program was instituted in 1984. The primary purpose of this program is to create a dispositional alternative for the courts to place select felony offenders into a highly structured community supervision program instead of committing them to the Illinois Department of Corrections.

In state fiscal year 1991, the Supreme Court's appropriation included, in the probation grants-in-aid line, funding for 60 additional IPS officer positions, which were phased in during FY 1991.

Twelve new IPS program sites were selected for program implementation and nine of the existing thirteen program sites were targeted for expansion. Division staff conducted new site regional orientation meetings for pro-

bation and other court officials and provided on-site technical assistance in the development of all new programs.

Automation of the Probation Division

During the latter part of 1990, the first steps were taken to expand the capabilities of the Division through automation. Equipment was purchased to provide more staff with word processing capabilities and to begin the development of a local area network system (LAN) within the Division. Initial installation of the LAN took place in 1991 and work continues on the automation of many of the Division's routine functions.

Ultimately, the LAN will link all staff within the Division. This will provide office management efficiencies by sending phone messages, scheduling meetings, memo transmissions, word processing, and on-line data access via the LAN.

Drug Testing Standards

Many Illinois probation departments have implemented offender drug testing programs as an enhanced supervision strategy. The development of drug testing guidelines by the American Probation and Parole Association and the National Association of Pretrial Services Agencies provided initiative for the Probation Division to develop standards for drug testing in Illinois.

This project began in 1991 and the standards were completed by the end of the year. Statewide promulgation and monitoring of the standards, as well as the provision of technical assistance, is planned for early 1992.

Guidelines for Electronic Monitoring

Many Illinois probation departments have also implemented electronic monitoring programs for offenders placed on home confinement, and in 1991 the Division developed statewide guidelines for the implementation of such programs. The electronic monitoring guidelines were completed late in 1991 and are scheduled for distribution and implementation early in 1992.

Cutback Management Strategies

In state fiscal year 1992, beginning on July 1, 1991, Illinois probation departments suffered significant reductions in state reimbursements to counties for probation services. In addition to a ten percent reduction in appropriations, the state failed to annualize the cost of 150 new positions phased-in during FY 1991. As a result of these cuts, the Division developed various management and fiscal strategies designed to assist probation departments in maximizing their limited resources in order to minimize staff layoffs and reductions in services.

Appropriations for professional training of probation

personnel were reduced by 85 percent, and the provision of basic training for new employees was therefore established as a priority. However, given the low level of funding, the Division was not able to provide basic training for all eligible personnel, and a waiting list became necessary. With virtually no funds for advanced and/or specialized training, the Division requested and received approval from the Supreme Court to seek grant funding for training, and experienced some success in securing funds for such purposes.

AGE OF PENDING CASES REPORTS

Since June 30, 1979, the Supreme Court, through the Administrative Office, has required chief circuit judges, individual trial judges and circuit clerks to submit the following semi-annual reports on pending cases:

Chief Judges — Summary age of pending cases report for each county, which includes (1) number of untried felony cases pending; (2) number of untried felony cases more than 180 days old (over five years old in Cook County); (3) steps taken or to be taken to insure the prompt disposition of such cases; (4) number of cases dismissed under the "speedy trial statute" (Ill. Rev. Stat., ch. 38, par. 103-5); (5) number of untried law jury cases (over \$15,000) pending; (6) number of untried law jury cases (over \$15,000) more than two years old (over seven years old in Cook County); (7) a report on any category of cases in which there is unusual delay noted; and (8) number of complaints from attorneys or citizens concerning delay in processing cases.

Trial Judges — (1) Individual reports on untried felony cases pending over 180 days (over five years old in Cook County); and (2) individual reports on untried law jury cases (over \$15,000) pending over two years (over seven years old in Cook County).

Clerks — Composite age of pending cases report for all cases by category, except traffic, ordinance and conservation violations.

SECRETARIAT

The Administrative Office serves as secretary to many judicial organizations and committees. In addition to arranging meetings, recording minutes, and keeping records, the office acts as a fact finding body, performs research, conducts surveys and apprises judges of recent developments in procedural and substantive law. Among the bodies served by the Administrative Office in a secretariat capacity are (1) the Executive Committee of the Judicial Conference and its constituent committees, including the standing Subcommittee on Judicial Education, the Associate Judge Seminar Coordinating Committee and various study and seminar committees; (2) the Conference of Chief Circuit Judges; (3) the Supreme Court Rules Committee; and (4) other study and advisory committees which may be appointed by the Supreme Court.

In addition, the Administrative Director of the Administrative Office serves as secretary to the Courts Commission. The activities of these organizations are explained in greater detail in other sections of this report.

PUBLICATIONS OF THE ADMINISTRATIVE OFFICE

The Administrative Office of the Illinois Courts publishes and/or distributes several books or pamphlets, some of which are available to the public. The following publications can be obtained by contacting the Springfield or Chicago office:

Brief Report on Space Requirements for the Sangamon County Circuit Clerk's Office (1989)

Pamphlet on the history of the Supreme Court Building in Springfield.

Short History of the Illinois Judicial System, reprinted 1990

Study of the Circuit Clerk's Office, Traffic Division, Champaign, Illinois (1990)

Study of the Circuit Clerk's Office, Stephenson County, Illinois (1989)

Study of Traffic Recordkeeping, Office of the Circuit Clerk, Vermilion County, Illinois (1989)

Aids Guidelines for the Illinois Circuit Courts, (1990)

Analysis of Security Needs of the Champaign County Courthouse, Urbana, Illinois (1991)

Analysis of Security Needs of the Cook County Mandatory Arbitration Center, Chicago, Illinois (1991)

Analysis of the Criminal Case Processing and Workflow in the Criminal Division, Office of the Circuit Clerk, Sangamon County, Illinois (1991)

Analysis of Security Needs of the Effingham County Courthouse, Effingham, Illinois (1991)

Analysis of the Security Needs of the Fifth Judicial District, Mt. Vernon, Illinois (1991)

Analysis of the Security Needs of the Iroquois County Courthouse, Watseka, Illinois (1991)

Analysis of the Security Needs of the LaSalle County Criminal Justice Center and Courthouse, Ottawa, Illinois (1991)

Analysis of Organization, Space, Recordkeeping, and Equipment, Office of the Clerk, Third Appellate District, Ottawa, Illinois (1989)

Analysis of the Security Needs of the Morgan County Courthouse, Jacksonville, Illinois (1991)

Analysis of the Security Needs of the Wabash County Courthouse, Mt. Carmel, Illinois (1991)

Assessment of AOIC Procedures Manuals, Findings of a Survey of Circuit Clerks, (1990)

Annual Reports of the Administrative Office to the Supreme Court of Illinois

Annual and Biennial Reports of the Illinois Judicial Conference

Child Support Enforcement in Illinois (1989)

Court Reporting in the State Courts of Illinois (1990)

Court Interpreters (1988)

Handbooks for Jurors in Grand Jury Proceedings, and in Criminal and Civil Cases

Illinois Adult Probation Classification System: Procedure Manual (Jan. 1991)

Illinois Intensive Supervision Program: Procedural and Operational Standards Manual (1990)

Illinois Pretrial Policies and Procedures Manual (1991)

Illinois Specialized DUI Probation Program (1989)

Illinois Initiatives to Address the Issues of the Offender with Mental Retardation (1989)

Intensive Drug Abuser Program Procedural and Operational Standards (1990)

Illinois Statewide Judicial Facilities Project, Phase One Summary Report (1977)

Illinois Statewide Judicial Facilities Project, Phase Two Summary Report (1978)

Illinois Supreme Court Alternative Dispute Resolution Coordinating Committee; Progress Report to the Supreme Court of Illinois (Oct. 1991)

Intensive Probation Supervision; State Summary (March, 1992)

Inventory of Dispute Resolution Programs in Illinois; A Report to the Alternative Dispute Resolution Coordinating Committee (Feb. 1991)

Jury System Organization and Management: Boone County Modifications (1989)

Jury System Organization and Management: Rock Island (1988)

Jury System Organization and Management: Winnebago County (1988)

Mandatory Court Annexed Arbitration in Illinois (1990)

Manual on Recordkeeping (1972)

Model Automated Jury Management System: Preliminary Pilot Site Evaluation (1990)

Physical Security Analysis of the St. Clair County Government Center, Belleville, Illinois

Physical Security Analysis of the Schuyler County Courthouse, Rushville, Illinois (1990)

Physical Security Analysis of the Menard County Courthouse, Petersburg, Illinois (1990)

Physical Security Analysis of the Cass County Courthouse, Virginia, Illinois (1990)

Physical Security Analysis of the Williamsville County Courthouse, Marion, Illinois (1990)

Physical Security Analysis of the Jackson County Courthouse, Murphysboro, Illinois (1990)

Physical Security Analysis of the Rock Island County Courthouse, Rock Island, Illinois (1990)

Physical Security Analysis of the McLean Law and Justice Center, Bloomington, Illinois (1990)

Physical Security Analysis of the Warren County Courthouse, Monmouth, Illinois (1990)

Physical Security Analysis of the Brown County Courthouse, Mt. Sterling, Illinois (1990)

Physical Security Analysis of the Grundy County Courthouse, Morris, Illinois (1990)

Physical Security Analysis of the Adams County Courthouse, Quincy, Illinois (1990)

Physical Security Analysis of the Fulton County Courthouse, Lewistown, Illinois (1990)

Physical Security Analysis of the McDonough County Courthouse, Macomb, Illinois (1989)

Physical Security Analysis of the Hancock County Courthouse, Carthage, Illinois (1990)

Physical Security Analysis of the Henderson County Courthouse, Oquawka, Illinois (1990)

Physical Security Analysis of the Wayne County Courthouse, Fairfield, Illinois (1990)

Physical Security Analysis of the Williamson County Courthouse, Marion, Illinois (1990)

Physical Security Analysis of the Franklin County Courthouse, Benton, Illinois (1989)

Physical Security Analysis of the Knox County Courthouse, Galesburg, Illinois (1989)

Policies Governing Hiring, Promotion, and Training of Illinois Probation/Court Services Personnel (July, 1987)

Preliminary Pilot Site Evaluation of Jury Automation Pilot Sites in LaSalle and McHenry Counties

Probation Services Fee Policies and Guidelines (Oct. 1991)

Profile of the Illinois Trial Courts — A Survey of Chief Circuit Judges (1988)

Report to the Illinois General Assembly on the Use of Eavesdropping Devices during 1989; Supplemental Report (1991)

Sangamon County Court Automation Plan, An Interim Report of Data Collection (1990)

Security Staffing Analysis of the DuPage County Courthouse, Wheaton, Illinois (1990)

Sentencing Alternatives for Illinois Female Offenders (1987)

Sentencing Guidelines as a Response to Sentencing Reform: A Study and Some Observations (Sept. 1986)

Status of Court Security in the State of Illinois (1991)

ADMINISTRATION OF SUPREME COURT RULE 39 — APPOINTMENT OF ASSOCIATE JUDGES

Article VI, section 8, of the Constitution of Illinois provides that each circuit court shall have such number of associate judges as provided by law with said associate judges to be appointed by the circuit judges in each circuit as the Supreme Court shall provide by rule. The number authorized in each circuit, as provided in sections 2 and 3 of the Associate Judges Act (Ill. Rev. Stat., ch. 37, pars. 160.2, 160.2-1), is determined by formula based on population and other factors, or a determination by the Supreme Court that a need exists in a given circuit for additional associate judges.

When a vacancy exists in an associate judgeship, the vacancy is filled by appointment of the circuit judges in accordance with procedures prescribed of Supreme Court Rule 39. After notice is given by the chief judge of the circuit to the members of the bar of the circuit that the vacancy exists and will be filled by the judges of the circuit, any attorney licensed to practice law in Illinois may file with the chief judge an application on the form prescribed and furnished by the Administrative Director. The chief judge then certifies the names of candidates to the Administrative Director for inclusion on a ballot mailed to each circuit judge in the circuit. Ballots returned to the Administrative Director are counted and the results tabulated and certified to the chief judge, the secrecy of the ballots being maintained, after which the successful applicant is then declared to be appointed by the circuit judges.

Following are those persons appointed associate judges during 1991, with the effective date of their respective appointment shown, each to serve for a term ending June 30, 1995:

Cook County

William J. Aukstik	2/01/91
Stephen Y. Brodhay	2/01/91
Gloria G. Coco	2/01/91
John B. Grogan	2/01/91
Jordan Kaplan	2/01/91
Lynne Kawamoto	2/01/91
George M. Morrissey	2/14/91
Paul J. Nealis	2/14/91
Thomas E. Nowinski	2/01/91
Joan M. Pucillo	2/14/91
Mary K. Rochford	2/01/91
James J. Ryan	2/14/91
Marcus Ray Salone	2/01/91
Timothy J. Szwed	2/01/91
LaBrenda Earl White	2/14/91

Second Circuit

Kathleen M. Alling	3/12/91
--------------------	---------

Third Circuit

David R. Herndon	8/02/91
------------------	---------

Fourth Circuit

Dennis E. Middendorff	0/06/91
-----------------------	---------

Fifth Circuit

James J. Borbely	9/04/91
------------------	---------

Sixth Circuit

Ann Adler Einhorn	2/01/91
-------------------	---------

Seventh Circuit

Robert J. Eggers	2/01/91
Theodis P. Lewis	3/01/91

Eighth Circuit

Loren E. Schnack	3/08/91
------------------	---------

Tenth Circuit

Stuart Paul Borden	3/11/91
--------------------	---------

Eleventh Circuit

Donald D. Bernardi	11/27/91
G. Michael Prall	7/22/91

Twelfth Circuit

Lawrence C. Gray	8/26/91
William G. McMenamin	9/05/91

Thirteenth Circuit

Cynthia M. Raccuglia	3/12/91
----------------------	---------

Fourteenth Circuit

Vicki R. Wright	1/11/91
-----------------	---------

Fifteenth Circuit

Victor V. Sprenglemeyer	10/11/91
-------------------------	----------

Sixteenth Circuit

Richard J. Larsen	2/25/91
Judith Mary Brawka	1/14/91
F. Keith Brown	8/01/91
Wiley Warren Edmondson	1/14/91

Eighteenth Circuit

John T. Eisner	3/25/91
Cary B. Pierce	7/01/91
Hollis Lee Webster	7/01/91
Robert A. Cox	7/01/91

Nineteenth Circuit

James K. Booras

3/25/91

Twentieth Circuit

Annette A. Eckert

3/08/91

**ADMINISTRATION OF SUPREME COURT
RULE 215(d) IMPARTIAL MEDICAL EXPERTS**

The Administrative Director is charged with the responsibility of administering Supreme Court Rule 215(d), which allows a court to order an impartial medical examination of a party whose mental or physical condition is an issue. The examination must be made by a member, or members, of a panel of physicians chosen for their special qualifications by the Illinois State Medical Society. The examiner submits a report for the use of the court and the parties, and if the examiner's testimony is required at trial, it will be given without cost to the parties.

The charts which follow provide a profile of the use of Rule 215(d), both cumulative since 1970. The 1991 statistical summary is divided into the categories of "orders", "examinations" and "costs", which refer to those entered, performed or charged in that year.

CUMULATIVE STATISTICAL SUMMARY

January 1970 — December 1991

TOTAL ORDERS ENTERED — 773

TOTAL EXAMINATIONS PERFORMED — 1409

Orders Entered By Jurisdiction	Downstate 103		Attorney Registration 4		Judges Retirement System 2		Cook County 740	
Orders Entered By Nature	Mental Health 4	Probate 4	Juvenile 2	Adoption 4	Criminal 29	Divorce Child Custody 574	Paternity 1	Civil Personal Injury 221
Results of Scheduled Examinations	Cases Scheduled Before Trial 40		Cancelled Examinations 125		Examinations Performed 1,548		Testimony Required at Trial 57	
Specialties Required Examinations Performed	Rheumatology 1	Hematology 1	Obstetrics 2	Cardiology 5	General Practice 8	Plastic Surgery 1	Pediatrics 3	Geriatrics 1
	Urology 3	Ophthalmology 10	Otolaryngology 8	Internal Medicine 34	Neurology 61	Orthopedics 93	Allergies 1	Psychiatry 1,223
	Radiology 1							
	Average Cost Per Examination Performed Including Ancillary Cost and Testimony \$275.00							

IMPARTIAL MEDICAL EXPERTS — SUPREME COURT RULE 215(d) 1991 STATISTICAL SUMMARY

O R D E R S																			Total
Orders Entered During 1991	Downstate 1							Cook County 32										33	
Action	Law-Injury 9							Divorce Child Custody 24										33	
Specialties Required	Neurology 4			Orthopedics 1				Internal Medicine 0					Psychiatry 28					33	
Frequency of Use of Rule 215(d) by Judges	5 Judges Ordered 215(d) Exams in 8 Cases				4 Judges Ordered 215(d) Exams in 2 Cases						8 Judges Ordered 215(d) Exams in 1 Case						17 Judges Ordered 215(d) Exams in 33 Cases		
Disposition of Orders Entered During 1991	All Examinations in the Cases Cancelled 3				Order for Examinations Vacated 0						All Examinations Ordered in the Case Were Performed 30						33		
	E X A M I N A T I O N S																		
IME Examinations Scheduled in 1991	Vacated by Order 0				Examinations Cancelled for Other Reasons 7						Examinations Actually Performed 79						86		
Specialties Required Exams Actually Performed	Neurology 3		Orthopedics 1			Internal Medicine 0				Psychiatry 75				Otolaryngology 0			79		
Number of Exams Performed by Individual IME - Frequency of Use of Panelists	Number of Exams Performed			15	14	11	9	8	5	3	3	3	2	1	1	1	1	79	
	Number of I.M. Experts			4	1	1	3	1	4	1	1	1	2	4	3	1	1	30	
	C O S T																		
Average Cost Per 1991 Case	Downstate \$200.00							Cook County \$1,590.00										\$1,790.00	
Average Cost Per 1991 Exam	Downstate \$200.00							Cook County \$591.00										\$791.00	
Total Cost Per 1991 Cases	Downstate \$200.00							Cook County \$46,102.00										\$46,302.00	

VII

LEGISLATION AFFECTING THE COURTS

LEGISLATION AFFECTING THE COURTS

The following summaries of select public acts affected the organization, structure and/or operation of the Illinois courts during 1991

Circuit Clerks Fee Statutes

P.A. 87-669 amends fee statutes. EFFECTIVE JANUARY 1, 1992. Amends Clerks of Courts Act in ch. 25 as follows: in par. 27.2 (circuit clerk fee statute) makes fees therein applicable only to DuPage County (counties having a population in excess of 650,000 "but less than 3,000,000"); adds new par. 27.2a, applicable only to Cook County ("counties having a population of 3,000,000 or more"), establishing new and increased fees for circuit clerk, *e.g.*, jury demand fee increased from \$180 to \$250, expungement petition increased from \$30 to \$60; *in par. 27.3a (court automation fee) \$3 fee changed to fee not less than \$1 nor more than \$3 in all counties except Cook and in Cook County fee increased to \$5, and Cook County treasurer exempted from placing automation fees in specially designated "court automation fund" (*N.B. According to P.A. 87-671, the amendment to par. 27.3a wrought by this public act, if enacted into law, which it was, then par. 27.3a is amended (eff. Jan. 1, 1992) to make the court automation fee, without regard to county population, not less than \$1 nor more than \$5 and to eliminate the exception for the Cook County treasurer); in par. 27.3b (payment of traffic and petty offense and misdemeanor fines and costs by credit card) circuit clerk in Cook County entitled to \$5 (was \$3) service fee. Amends Counties Code in ch. 34 by making par. 4-2002 (state's attorney fees) applicable to counties other than Cook and in new par. 4-2002a creates new and increased fees for Cook County State's Attorney; in par. 4-12001 (Cook County sheriff's fees) increases fees of sheriff.

P.A. 87-670 amends fee statutes. EFFECTIVE JANUARY 1, 1992. Amends Clerks of Courts Act in ch. 25 as follows. Par. 27.1 (circuit clerk fee statute) amended to make fees therein applicable to counties having a population of 180,000 (was 650,000) or less. New par. 27.1a creates a new circuit clerk fee schedule for "counties having a population in excess of 180,000 but less than 650,000." Par. 27.2 amended to make circuit clerk fees therein applicable to only DuPage county (counties having a population in excess of 650,000 "but less than 3,000,000") but, "In addition, the fees provided in this section shall apply to all units of local government and school districts in counties with more than 3,000,000 inhabitants." New par. 27.2a, applicable to Cook County only ("counties having a population of 3,000,000 or more"), establishing new and increased fees for circuit clerk but not identical to fee schedule established in P.A. 87-669. Pars. 27.3a (court automation fee) and 27.3c (document storage fee) amended to provide that said fees "may be waived only if the judge

specifically provides for the waiver of the court automation fee" or "of the court document storage fee" and increase maximum automation and document storage fee to \$5 (was \$3). New par. 27.5 provides as follows: "All fees, fines, costs, additional penalties, bail balances assessed or forfeited, and any other amount paid by a person to the circuit clerk, except restitution under [ch. 38, par. 1005-5-6], reimbursement for the costs of an emergency response as provided under [ch. 38, par. 1005-5-3], any fees collected *** under [Supreme Court Rule 529(c)], any fee collected on behalf of a State's Attorney under [ch. 34 par. 4-2002] or a sheriff under [ch. 34, par. 4-5001], or any cost imposed under [ch. 38, par. 180-3], for any violation of [ch. 95 1/2, pars. 3-100 *et seq.*, 4-100 *et seq.*, 6-100 *et seq.* *et seq.* and 11-100 *et seq.*], or a similar provision of a local ordinance, and any violation of [ch. 95 1/2, par. 1101 *et seq.*], or a similar provision of a local ordinance, shall be distributed within 60 days after receipt by the circuit clerk as follows: 47% *** to the entity authorized by law to receive the fine imposed in the case; 12% *** to the State Treasurer; and 41% *** to the county's general corporate fund. [The 12% paid to the State Treasurer is then allocated to various special funds, *e.g.*, Drivers Education Fund, and the amounts deposited in these funds cannot exceed 110%, for FY '92 and '93, of the amounts deposited in FY '91 but if the amounts exceed 110%, then they are to be distributed to the county general fund and entity entitled to receive the fine.] Not later than March 1 of each year the circuit clerk shall submit a report of the amount of funds remitted to the State Treasurer under this section and during the preceding year based upon independent verification of fines and fees. All counties shall be subject to this section, except that counties [other than Cook] may, by ordinance, elect not to be subject to this section. For offenses subject to this section, judges shall impose one total sum of money payable for violations. The circuit clerk may add on no additional amounts except for [court automation and court document storage fees], unless those amounts are specifically waived by the judge. With respect to money collected by the circuit clerk as a result of forfeiture of bail, ex parte judgment or guilty plea pursuant to Supreme Court Rule 529, the circuit clerk shall first deduct and pay amounts required [for court automation and court document storage funds]. This section is a denial and limitation of home rule powers and functions ***." To coordinate new par. 27.5 with other statutes, about 15 statutes are amended with phrases such as "unless the fee [fine, etc.] is subject to disbursement by the circuit clerk as provided under" new par. 27.5 of ch. 25 or "All fines and penalties imposed under this section for any violation of [ch. 95 1/2, pars. 3-100 *et seq.*, 4-100 *et seq.*, 6-10 *et seq.*, and 11-100 *et seq.*, or a similar provision of a local ordinance, and any violation of [ch. 95 1/2, par. 1101 *et seq.*], or a similar provision

of a local ordinance, shall be collected and disbursed by the circuit clerk as provided under“ par. 27.5 of ch. 25.

P.A. 87-671 amends Clerks of Courts Act in ch. 25. EFFECTIVE JANUARY 1, 1992. Amends par. 27.3a (court automation fee) as indicated in the note to the summary of P.A. 87-669 *supra* and provides the automation fee “may be waived only if the judge specifically provides for the waiver of the court automation fee.” Adds new par. 27.5 which is virtually identical to the new par. 27.5 provided in P.A. 87-670 summarized above, except violations of ch. 95 1/2, par. 12-100 *et seq.* are also excluded from par. 27.5’s operation. Illinois Vehicle Code in ch. 95 1/2 amended in par. 2-120 (disposition of fines and forfeitures) to exclude from Secretary of State’s administration fines and penalties subject to disbursement by circuit clerk under par. 27.5 of ch. 25.

Courthouse Construction

P.A. 87-320 amends Counties Code in ch. 34. EFFECTIVE SEPTEMBER 6, 1991. Adds new par. 6-4010 providing that county having population under 300,000 may by county board resolution incur indebtedness for reconstruction and remodeling of courthouse or construction of new courthouse and purchase of land and may issue and sell bonds and levy taxes to pay bonds. Issuance of bonds subject to referendum.

Court Reporters

P.A. 87-481 amends Illinois Certified Shorthand Reporters Act of 1984 in ch. 111. EFFECTIVE SEPTEMBER 13, 1991. Amends par. 6203 by adding new first sentence, “No person may practice shorthand reporting on a temporary or permanent basis in this State without being certified under this Act.” In par. 6223(a) amount of fine Department of Professional Regulation may impose increased from \$1,000 to \$5,000. New par. 6243 provides: “On a specified date determined by the Department and established in its rules and regulations, every person certified under this Act shall be required to complete 20 hours of continuing education over a 2 year period in a manner as determined by the rules and regulations of the Department promulgated in consultation with the [Certified Shorthand Reporters] Board.” New par. 6242 provides that every shorthand reporter “shall print his or her name and license or restricted license number on each transcript reported.”

Criminal Law & Procedure and Sentencing

P.A. 87-466 creates the Statewide Grand Jury Act in ch. 38 and amends other statutes. EFFECTIVE JANUARY 1, 1992. New pars. 1701 through 1710, in ch. 38, contain new grand jury act, the purpose of which is “to create a limited, multicounty Statewide Grand Jury with authority to investigate, indict and prosecute narcotic activity”, *i.e.*, “violations of the Illinois Controlled Substances Act, the

Cannabis Control Act, the Narcotics Profit Forfeiture Act, the Cannabis and Controlled Substances Tax Act, any other criminal offense committed in the course of such a violation, and for the offense of money laundering” and Statewide Grand Jury matters related thereto, *e.g.*, perjury, subornation of perjury, communicating with or harassment of jurors and witnesses. Offenses must involve acts occurring in more than one county. Attorney General’s application for appointment of a circuit judge to convene and preside over the grand jury to be made to Illinois Chief Justice who “shall appoint a Circuit Judge” from the circuit where the grand jury is sought to be convened, and circuit judge will decide whether grand jury should be convened. County where Statewide Grand Jury sits shall pay grand jury’s expenses which the Attorney General will reimburse. Other provisions relating to, *e.g.*, venue, procedures, grant of immunity. Amends in ch. 38 par. 1-6 (place of trial) regarding narcotics racketeering, money laundering and cannabis/controlled substances trafficking. Amends certain provisions in ch. 56 1/2 regarding narcotics racketeering.

Family Law and Related Matters

P.A. 87-381 amends Clerks of Courts Act in ch. 25. EFFECTIVE JANUARY 1, 1992. In par. 27.1(i) (reinstatement), applicable to counties having population of 650,000 or less, excepts from \$20 circuit clerk fee “a petition to modify, terminate, or enforce a judgment or order for child or spousal support or to modify, suspend, or terminate an order for withholding.” In par. 27.2(g) (petition to vacate or modify), applicable to counties having more than 650,000 population, subpars. (1), (2) amended to except from \$40 to \$60 circuit clerk fee petition “to modify, terminate, or enforce a judgment or order for child or spousal support, or to modify, suspend, or terminate an order for withholding.”

Judges

P.A. 87-145, titled “An Act concerning local government, amending named Acts,” amends *inter alia* Circuit Courts Act and Associate Judges Act in ch. 37. EFFECTIVE AUGUST 19, 1991. Adds new par. 72.2g which creates new circuit judgeships to be filled in 1992 election: 3 in 19th Circuit, 2 to be residents of and elected from Lake County and 1 to be a resident of and elected from McHenry County; 3 in 18th Circuit to be elected at large; 1 in 16th Circuit to be a resident of and elected from Kane County. Amends par. 160.2(a) (population formula associate judgeships) by reducing minimum population from 305,000 to 303,000 for a circuit to have 10 associate judges (apparently affects only 7th Circuit).

Judicial Elections

P.A. 87-9 creates Cook County Apportionment Act of 1991. EFFECTIVE JULY 1, 1991. Adds in ch. 37 new pars.

901, 902, 903 which implement P.A. 86-1478 (see Ill. Rev. Stat. 1990 Supp., ch. 37, par. 72.2f(a)), the Cook County subcircuited law. Using census tract and block numbers and occasional references to townships within Cook County as they appear on the maps for the 1990 census, the Act sets out the boundary lines, in words, of the 15 subcircuits from which "subcircuit judges" will be elected; e.g., "Judicial Subcircuit No. 1 shall be comprised of the following Tracts in Cook County: 4310 through 4313 ***; the following Blocks in Cook County: 109, 201 through 207 ***." Provides for placing in a subcircuit, that is included in more than one subcircuit or that is in other defined circumstances. Census maps used in drawing subcircuit boundaries to be transmitted to Secretary of State for deposit in State Archives. "State Board of Elections shall prepare and make available to the public a metes and bounds description of the subcircuits ***."

Jurors

P.A. 87-616 amends juror statutes. EFFECTIVE JANUARY 1, 1992. Makes same amendment in Jury Act and Jury Commission Act (ch. 78, pars. 4.1(c), (h), 33.1(c), (h) (jury duty, notice to employer, right to time off) (underlined language added): "(c) If an employee gives reasonable notice of required jury service, any employer who violates the provisions of this Section: (1) may be changed with contempt of court. In such event, the State's Attorney shall file a petition for civil contempt, criminal contempt, or both, against the employer to be prosecuted by the State's Attorney; and (2) shall be liable for damages for any loss of wages or other benefits suffered by an employee by reason of the violation; and (3) [was (2)] may be enjoined ***. As used in this section, reasonable notice of required jury service means that the employee summoned for jury duty must deliver to the employer a copy of the summons within 10 days of the date of issuance of the summons to the employer.*** (h) The official responsible for issuing the summons may advise the juror of his rights under this Act by printed insert with the summons or on the summons itself."

Probation Fund and Sentencing Statutes

P.A. 87-609 and 87-610 amend probation fund and sentencing statutes. BOTH EFFECTIVE SEPTEMBER 18, 1991. These public acts in some instances make identical changes in ch. 38; where the changes are different, the public act making the change will be noted. Amends Probation and Probation Officers Act in ch. 38 par. 204-7.1 (probation and court services fund) as follows: in subpar. (a) fees to be also collected pursuant to new par. 1005-6-3.1(i) (defendants placed on supervision), and county treasurer's annual report to supreme court provision deletes "showing the total amount in the probation services fund of the county"; in subpar. (b) underlined language added, [bracketed] language deleted), "Monies *** shall be appropriated by the county board to be used

*** in accordance with policies and guidelines approved by the Supreme Court for costs of operating the probation and court services department or departments; however, monies in the probation and court services fund shall not be used for the payment of salaries of probation and court services personnel. [submitted in each county's annual probation plan for the purchase of services for probationers with special needs and for the purchase of equipment for use of the county's probation department.] Unified Code of Corrections in ch. 38 amended: in par. 1005-5-6 (restitution) in subpar. (f) new last sentence added, "If the defendant is ordered to restitution and the court orders that restitution is to be paid over a period greater than 6 months, the court shall order that the defendant make monthly payments; the court may waive this requirement of monthly payments only if there is a specific finding of good cause for waiver" (P.A. 87-610), and new subpar. (h) added, "The judge may enter an order of withholding to collect the amount of restitution owed in accordance with" ch. 110, par. 12-801 *et seq.* (P.A. 87-609); in par. 1006-5-3 (probation conditional discharge conditions) subpar. (i) amended (underlined language added, [bracketed] language deleted), "The court shall impose upon an offender sentenced *** to conditional discharge after January 1, 1992, as a condition of such *** conditional discharge a fee not to exceed \$25 for month of *** conditional discharge supervision ***; unless after determining the inability of the person sentenced to *** conditional discharge to pay the fee, the court assesses a lesser fee. The fee shall be imposed only upon an offender who is actively supervised by the probation and court services department. ***; in par. 1005-6-3.1 (supervision conditions) new subpar. (i) tracking probation and court services fee of up to \$25 a month statute applicable to probationers (par. 1005-6-3(i)) added — defendants "placed on supervision after January 1, 1992," shall be ordered by court to pay monthly fee up to \$25 "as a condition of supervision" if defendant actively supervised by probation and court services department; new par. 1005-9-4 (order of withholding) added, "The court may enter an order of withholding to collect the amount of a fine imposed on an offender in accordance with" ch. 110, par. 12-801 *et seq.* (P.A. 87-609).

Public Defender

P.A. 87-111 amends the Public Defender and Appointed Counsel division of the Counties Code in ch. 34. EFFECTIVE AUGUST 9, 1991. Adds new par. 3-4000: "Legislative declaration. The General Assembly recognizes that quality legal representation in criminal and related proceedings is a fundamental right of the people of the State of Illinois and that there should be no distinction in the availability of quality legal representation based upon a person's inability to pay. Therefore, it is the intent of the General Assembly to provide for effective county public defender systems throughout the State and encourage

the active and substantial participation of the private bar in the representation of indigent defendants." Amends pars. 3-4004, 3-4008 and 3-4010 by expecting Cook County from their application. Adds new pars. 3-4000.1, 3-4004.1, 3-4008.1 and 3-4010.1 providing for the Public Defender of Cook County: "properly qualified person" to be appointed by president of county board with board's advice and consent; qualifications and terms of employment set forth, e.g., licensed to practice law for at least 5 years, cannot engage in private practice of law, 6 year term, salary to be "comparable with that paid to circuit court judges", but not to exceed state's attorney's salary; public defender authorized to hire lawyers and other support personnel whose salaries are fixed by county board; public defender to keep records and file with county board president quarterly reports.

Warrant and Complaint Statutes

P.A. 87-523 amends warrant and complaint statutes. EFFECTIVE JANUARY 1, 1992. Adds in Code of Criminal Procedure in ch. 38 par. 107-9(f) (arrest warrant issued on complaint): "The warrant may be issued electronically or electromagnetically by use of a facsimile transmission machine and any such warrant shall have the same validity as a written warrant." Same addition made in par. 108-4 (search warrant issuance) and in Criminal Jurisprudence Act in ch. 38 in par. 200-3 amended by adding, "The complaint may be issued electronically or electromagnetically by use of a facsimile transmission machine and any such complaint shall have the same validity as a written complaint."

VIII

1991 CASELOADS AND STATISTICAL RECORDS OF THE ILLINOIS COURTS

**The Illinois Supreme Court 1991
Caseload and Statistical Records**

**TREND OF CASES IN THE SUPREME COURT
DURING 1991**

People's Cases General Docket	Pending at Start	Filed	* Allowed	** Disposed Of	Pending at End	Inventory Increase (+) Decrease (-)
Petitions for Leave to Appeal	154	817	44	748	223	69
Petitions Allowed***	40	—	—	31	9	- 31
Motions for Direct Appeal	0	1	1	0	1	1
Motions Allowed***	1	—	—	1	0	- 1
Original Action Motions	6	5	0	10	1	- 5
Motions Allowed***	0	—	—	0	0	0
Motions for Supervisory Orders	3	21	8	23	1	- 2
Motions Scheduled for Briefing***	0	0	—	0	0	0
Direct Appeal — Statute Invalid	21	21	—	4	38	17
Direct Appeal — Capital	48	16	—	14	50	2
Direct Appeal — Capital P.C. R651	12	10	—	6	16	4
Disciplinary Cases	5	3	—	6	2	- 3
Certificates of Importance	0	0	0	0	0	0
Miscellaneous	2	21	2	21	2	0
Total People's Case	292	915	55	864	343	51

Civil Cases General Docket	Pending at Start	Filed	* Allowed	** Disposed Of	Pending at End	Inventory Increase (+) Decrease (-)
Petitions for Leave to Appeal	143	709	80	655	197	54
Petitions Allowed***	70	—	—	55	15	- 55
Motions for Direct Appeal	3	23	8	24	2	- 1
Motions Allowed***	1	—	—	1	0	- 1
Original Action Motions	0	30	1	27	3	3
Motions Allowed***	0	—	0	0	0	0
Motions for Supervisory Orders	3	31	4	29	5	2
Motions Scheduled for Briefing***	1	—	—	1	0	- 1
Motions to Transfer and Consolidate Circuit Court Case	2	5	2	7	0	- 2
Direct Appeal — Statute Invalid	1	3	—	1	3	2
Certificates of Importance	2	2	—	2	2	0
Miscellaneous	1	5	0	4	2	1
Total Civil Cases	227	808	95	806	229	2

Miscellaneous Cases						
Miscellaneous Record	343	863	—	909	297	- 46
Miscellaneous Docket	19	132	—	107	44	25
Total Miscellaneous Cases	362	995	0	1,016	341	- 21

Total All Cases	881	2,718	150	2,686	913	32
-----------------	-----	-------	-----	-------	-----	----

*Also reflected in either "disposed" or "pending" categories.

**Denied, dismissed, opinion, or supervisory order. For Miscellaneous Record and Miscellaneous Docket: allowed, denied, dismissed, or other.

***Petitions/motions allowed in previous year(s), and cases still pending at start of 1991.

**The Illinois Appellate Court 1991
Caseload and Statistical Records**

**TREND OF CASES IN THE APPELLATE COURT
DURING 1991**

Appellate District	Type of Case	Number of Cases Pending January 1, 1991	Number of Cases Filed During 1991	Number of Cases Reinstated	Number of Cases Disposed of	Number of Cases Disposed of By Opinion	Number of Cases Disposed of By Rule 23 Order	Number of Cases Pending December 31, 1991	Inventory Increase (+) Decrease (-)
First	Civil	1907 (28)	1946 (53)	44 (1)	1902 (38)	624 (10)	375 (44)	1995	88
	Criminal	3042	2133	212	2212	347	1343	3175	133
Second	Civil	667 (9)	873 (18)	18	915 (12)	269 (4)	312 (5)	643 (15)	- 24
	Criminal	763	585	8	598	122	320	758	- 5
Third	Civil	318 (14)	496 (22)	5	460 (20)	171 (10)	117 (6)	359 (16)	41
	Criminal	391	470	2	423	133	138	441	50
Fourth	Civil	231 13	490 (40)	4	441 (19)	172 (5)	118 (7)	284 (34)	53
	Criminal	257	446	7	479	124	273	231	- 26
Fifth	Civil	541 (11)	548 (44)	6	639 (16)	197 (5)	152 (6)	454 (40)	- 87
	Criminal	453	310	4	389	90	202	378	- 75
Totals	Civil	3664 (75)	4353 (177)	77 (1)	4357 (105)	1433 (34)	1074 (34)	3735 (149)	71
	Criminal	4906	3944	233	4101	816	2276	4983	77

() Industrial Commission Division Cases

CASES DISPOSED OF IN THE APPELLATE COURT DURING 1991

		METHOD OF DISPOSITION															
Appellate District	Type of Case	Affirmed		Reversed		Affirmed in Part and/or Reversed in Part		Reversed and Remanded		Modified		Vacated and/or Remanded		Dismissed		Disposed of Without Opinion Or Order*	Total Cases Disposed
		By Opinion	By Order*	By Opinion	By Order*	By Opinion	By Order*	By Opinion	By Order*	By Opinion	By Order*	By Opinion	By Order*	By Opinion	By Order*		
First	Civil	340 (8)	257 (10)	36	26	108	29	125 (2)	41	3	1	0	0	12	21	903 (18)	1902 (38)
	Criminal	192	1165	22	11	66	88	51	61	6	4	7	7	3	7	481	2171
Second	Civil	129 (2)	189	21 (1)	20 (1)	46	23	57 (1)	31	0	0	4	8	13	41	334 (3)	916
	Criminal	63	229	8	10	22	32	21	27	1	1	2	13	4	8	156	597
Third	Civil	104 (4)	79 (6)	17 (1)	6	26 (2)	12	18 (2)	15	0	0	1	0	5 (1)	5	172 (4)	460 (20)
	Criminal	79	102	11	4	18	15	24	7	0	0	1	10	0	0	152	423
Fourth	Civil	93 (3)	84 (7)	20 (1)	7	24	10	34 (1)	11	0	0	1	1	1	5	150 (7)	441 (19)
	Criminal	87	217	6	4	16	32	13	10	0	0	2	7	0	3	82	479
Fifth	Civil	96 (3)	99 (5)	7	11 (1)	34 (2)	14	52	20	0	0	6	2	2	6	292 (4)	641 (15)
	Criminal	48	116	5	3	12	51	22	28	0	0	2	1	1	3	97	389
Totals	Civil	762 (20)	708 (28)	101 (3)	70 (2)	238 (4)	88 (0)	286 (6)	118 0	3 0	1 0	12 0	11 0	33 (1)	78 0	1851 (36)	4360 (100)
	Criminal	469	1829	52	32	134	218	131	133	7	5	14	38	8	21	968	4059

() Industrial Commission Division Cases

*Pursuant to Supreme Court Rule 23

**CASES DISPOSED OF WITHOUT OPINION OR ORDER
PURSUANT TO SUPREME COURT RULE 23
DURING 1991**

METHOD OF DISPOSITION WITHOUT OPINION OR ORDER																
Appellate District	Type of Case	DISMISSED			DISMISSED ON COURT MOTION			Leave to Appeal Denied (a)	Motion for Leave to File Late Notice of Appeal Denied (b)	Remanded With Direction For Further Proceeding	Dismissed in the Trial Court	Bail Order Entered	Confession of Error	Transferred to Proper Court	Other Dispositions	Total Cases Disposed of Without Opinion Or Order
		Motion of Appellant	Motion of Appellee	Stipulation of Parties	Failure to Comply With Rules/Orders	Lack of Jurisdiction No Final Appealable Order	Other									
First	Civil	203 (8)	137 (2)	49 (3)	390 (4)	1	4	42	4	0	22	0	0	4	43 (1)	899 (18)
	Criminal	155	13	0	281	0	3	0	11	0	4	20	22	7	5	521
Second	Civil	83 (2)	41 (1)	19	140	3	9	23	1	0	13	0	0	0	2	334 (3)
	Criminal	62	8	0	62	2	3	0	0	1	9	6	0	3	0	156
Third	Civil	74 (3)	14	10 (1)	56	0	2	9	0	0	4	0	0	0	3	172 (4)
	Criminal	93	2	0	47	0	0	0	0	0	9	0	0	0	1	152
Fourth	Civil	43 (1)	15	9 (2)	51 (3)	12	1	10	1	0	7 (1)	0	0	1	0	150 (7)
	Criminal	39	5	0	27	4	0	0	2	0	3	1	0	0	1	82
Fifth	Civil	83 (1)	21	21 (1)	71	53 (1)	2	24	0	0	16 (1)	0	0	0	1	292 (4)
	Criminal	41	0	0	17	23	1	0	4	1	9	0	0	0	1	97
Totals	Civil	486 (15)	228 (3)	108 (7)	708 (7)	69 (1)	18 0	108 0	6 0	0 0	62 (2)	0 0	0 0	5 0	49 (1)	1847 (36)
	Criminal	390	28	0	434	29	7	0	17	2	34	27	22	10	8	1008

() Industrial Commission Division Cases.

(a) Includes Denial of Permissive Interlocutory

(b) Includes Denial of Motion to File Late Record

**TIME LAPSE BETWEEN DATE OF FILING AND DATE OF DISPOSITION
FOR ALL CASES DECIDED IN THE APPELLATE COURT
DURING 1991**

Appellate District	Type of Case	Time Lapse Between Filing and Disposition						Total Cases Disposed
		Under 6 Months	6-12 Months	1-1½ Years	1½-2 Years	2-3 Years	Over 3 Years	
First	Civil	492 (8)	632 (23)	369 (5)	246 (1)	145 (1)	18	1902 (38)
	Criminal	155	476	554	377	427	223	2212
Second	Civil	297 (3)	524 (7)	65 (1)	17 (1)	7	0	910 (12)
	Criminal	107	121	137	164	71	1	601
Third	Civil	141 (2)	279 (13)	36 (5)	3	1	0	460 (20)
	Criminal	134	180	89	17	3	0	423
Fourth	Civil	171 (6)	262 (9)	8 (4)	0	0	0	441 (19)
	Criminal	118	346	15	0	0	0	479
Fifth	Civil	215 (3)	178 (9)	143 (2)	70 (1)	32	2	640 (15)
	Criminal	61	73	97	105	47	5	388
Totals	Civil	1316 (22)	1875 (61)	621 (17)	336 (3)	185 (1)	20 0	4353 (104)
	Criminal	575	1196	892	663	548	229	4103
GRAND TOTAL		1891 (22)	3071 (61)	1513 (17)	999 (3)	733 (1)	249 0	8456 (104)

() Industrial Commission Division Cases

**TIME LAPSE BETWEEN DATES BRIEFS WERE FILED AND DATE OF DISPOSITION
FOR ALL CASES DECIDED IN THE APPELLATE COURT
DURING 1991**

Appellate District	Type of Case	Time Lapse Between Filing and Disposition						Total Cases Disposed
		Under 6 Months	6-12 Months	1-1½ Years	1½-2 Years	2-3 Years	Over 3 Years	
First	Civil	456 (11)	338 (9)	129	58	15	3	999 (20)
	Criminal	914	229	46	20	19	3	1231
Second	Civil	469 (6)	98 (3)	2 (1)	2	0	0	571 (10)
	Criminal	311	69	2	1	0	0	383
Third	Civil	201 (7)	87 (8)	0 (1)	0	0	0	288 (16)
	Criminal	246	24	0	1	0	0	271
Fourth	Civil	288 (6)	15 (6)	0	0	0	0	303 (12)
	Criminal	393	7	0	0	0	0	400
Fifth	Civil	133 (6)	205 (6)	32	13	2	0	385 (12)
	Criminal	129	118	22	2	0	0	271
Totals	Civil	1547 (36)	743 (32)	163 (2)	73 0	17 0	3 0	2546 (70)
	Criminal	1993	447	70	24	19	3	2556
GRAND TOTAL		3540 (36)	1190 (32)	233 (2)	97 0	36 0	6 0	5102 (70)

() Industrial Commission Division Cases

*Includes only those cases in which a brief is filed. Cases disposed of without briefs having been filed are not to be counted for purposes of this Table.

**ABSTRACT SUMMARY OF THE NUMBER OF OPINIONS
AND RULE 23 ORDERS WRITTEN BY JUDGES OF THE
APPELLATE COURT DURING 1991**

Appellate District	Opinions						Rule 23 Orders
	Majority	Per Curiam	Specially Concurring	Dissenting	Supplemental	Total Opinions	
First	871 (10)	0	10	30	0	911 (10)	1659 (10)
Second	352 (4)	0	12	26	0	390 (4)	577 1 Sp. Con. 5 Dissent. 1 Supplemt. (5)
Third	256 (9)	0	5 (1)	16 (1)	0	277 (11)	240 (6)
Fourth	277 (5)	1	10	11 (2)	1	300 (7)	378 2 Sp. Con. 1 Dissent. (7)
Fifth	265 (5)	0	4	38	0	307 (5)	350 2 Sp. Con. 9 Dissent. (6)
Total	2021 (33)	1	41 (1)	121 (3)	1	2185 (37)	3204 5 Sp. Con. 15 Dissent. 1 Supplemt. (34)

() Industrial Commission Division Cases.

**The Illinois Circuit Court 1991
Caseload and Statistical Records**

**RATIO OF FILINGS PER JUDGE IN THE CIRCUIT COURTS OF ILLINOIS
DURING 1991**

Circuit	Number of Counties	Population 1990 Census (Official Count)	Land Area (Square Miles)	Total Number of Cases Filed During 1991	Number of Judges*			Number of Cases Filed Per Judge
					Circuit	Associate	Total	
1st	9	211,591	3,237	60,742	14	6	20	3,037
2nd	12	204,231	4,798	40,295	15	5	20	2,015
3rd	2	264,229	1,111	78,637	9	10	19	4,139
4th	9	240,578	5,322	57,748	12	6	18	3,208
5th	5	186,087	2,885	40,885	10	5	15	2,726
6th	6	355,689	3,160	89,204	12	11	23	3,878
7th	6	303,962	3,482	84,849	12	10	22	3,857
8th	8	143,193	3,901	33,341	11	5	16	2,084
9th	6	178,367	3,901	43,645	9	7	16	2,728
10th	5	331,629	2,117	83,438	10	11	21	3,973
11th	5	246,207	3,854	81,416	9	8	17	4,789
12th	1	357,313	847	108,565	6	14	20	5,428
13th	3	174,938	2,448	52,194	7	6	13	4,015
14th	4	277,358	2,493	74,590	12	10	22	3,390
15th	5	167,027	3,116	47,738	8	6	14	3,410
16th	3	434,816	1,476	140,320	13	13	26	5,397
17th	2	283,719	802	101,116	8	11	19	5,322
18th	1	781,666	331	204,962	10	26	36	5,693
19th	2	699,659	1,067	266,061	10	26	36	7,391
20th	5	356,234	2,652	95,217	12	12	24	3,967
21st	2	127,042	1,800	37,790	6	3	9	4,199
Downstate Total . . .	101	6,325,535	54,800	1,822,753	215	211	426	4,279
Cook County	1	5,105,067	954	2,321,638**	199	204	403	5,761
State Total	102	11,430,602	55,754	4,144,391	414	415	829	4,999

*Count taken on 12/31/91.

**Does not include Circuit Court of Cook County — District One (City of Chicago) parking tickets, or Felony preliminary hearings as reported in the Municipal Section of Cook County Report, but does include Traffic Cases from Municipal Section of Cook County Report.

**TREND OF ALL CASES IN THE CIRCUIT COURTS OF ILLINOIS
DURING 1991**

Circuit	Pending At Start*	Filed	Reinstated	Total Added	Disposed Of	(b) Adjustment	Pending at End*	Inventory Increase (+) Decrease (-)
1st	8,338	60,742	111	60,853	58,996	66	8,497	159
2nd	9,126	40,295	73	40,368	38,655	(37)	8,907	(219)
3rd	21,082	78,637	651	79,288	75,214	(62)	21,806	724
4th	8,812	57,748	128	57,876	55,316	105	8,787	(25)
5th	13,443	40,885	13	40,898	41,049	(22)	12,334	(1,109)
6th	20,723	89,204	250	89,454	89,668	120	20,793	70
7th	29,397	84,849	11	84,860	74,992	121	35,402	6,005
8th	5,876	33,341	65	33,406	32,474	(59)	6,131	255
9th	7,853	43,645	33	43,678	41,394	13	8,518	665
10th	17,790	83,438	792	84,230	87,247	305	20,958	3,168
11th	10,264	81,416	1,559	82,975	78,228	(5)	10,877	613
12th	13,690	108,565	3,057	111,622	114,946	(423)	15,546	1,856
13th	6,393	52,194	253	52,447	51,857	1,416	6,787	394
14th	15,429	74,590	122	74,712	75,379	(91)	14,798	(631)
15th	7,585	47,738	322	48,060	47,037	(254)	7,720	135
16th	17,057	140,320	1,431	141,751	134,781	(1,503)	18,874	1,817
17th	27,725	101,116	183	101,299	93,999	(1)	30,058	2,333
18th	16,996	204,962	2,749	207,711	229,819	0	17,151	155
19th	17,406	266,061	2,468	268,529	239,122	(263)	17,256	(150)
20th	31,551	95,217	251	95,468	96,701	9	25,116	(6,435)
21st	11,146	37,790	0	37,790	33,096	0	12,867	1,721
Downstate Total	317,682	1,822,753	14,522	1,837,275	1,789,970	(565)	329,183	11,501
Cook County**	1,010,608	2,321,638 ^(a)	72,687	2,394,325 ^(a)	2,826,613 ^(a)	67,158	1,031,229	20,621
State Total	1,328,290	4,144,391	87,209	4,231,600	4,616,583	66,593	1,360,412	32,122

*Includes all case categories with the exception of pending counts for Ordinance Violations, Conservation Violations and Traffic Violations for which a pending count is not maintained.

**Cook County Totals do not include figures from Felony preliminary hearings as reported in the Municipal Section of Cook County Report.

(a) Does not include Parking cases.

(b) The Adjustment column does not arithmetically balance the figures shown for each circuit; it reconciles arithmetical differences in the pending caseload resulting from computer adjustments or physical inventories during 1991, except in Ordinance, Traffic and Conservation Violations, for which a pending count is not maintained.

ADMINISTRATIVE OFFICE OF THE TREND OF ALL CASES IN THE CIRCUIT

Circuit	County		Law Over \$15,000		Law \$15,000 or Less		Chancery	Miscellaneous Remedy	Eminent Domain	Tax	Municipal Corporations	Mental Health	Dissolution of Marriage
			Jury	Non- Jury	Jury	Non- Jury							
1st	Alexander	Pending at Start.....	4	35	1	60	16	34	2	62	2	0	38
		Filed	1	20	0	30	13	104	10	24	0	0	72
		Reinstated	0	0	0	0	0	0	0	0	0	0	0
		Transferred	0	0	0	0	0	0	0	0	0	0	0
		Net Added	1	20	0	30	13	104	10	24	0	0	72
		Disposed Of	1	13	0	54	10	64	1	32	0	0	70
		Adjustment	0	0	0	0	0	0	0	0	0	0	0
		Pending at End	4	42	1	36	19	74	11	54	2	0	40
		Inventory (+ or -)	0	7	0	-24	3	40	9	-8	0	0	2
		% Pending More Than 12 Months	N/A	N/A	N/A	N/A	N/A	N/A	N/A	N/A	N/A	N/A	N/A
1st	Jackson	Pending at Start.....	130	111	1	95	59	31	2	18	0	0	79
		Filed	105	79	6	262	57	61	1	19	0	1	298
		Reinstated	0	0	0	1	0	0	0	0	0	0	5
		Transferred	4	-4	1	-1	0	0	0	0	0	0	0
		Net Added	109	75	7	262	57	61	1	19	0	1	303
		Disposed Of	97	95	3	274	69	54	1	25	0	0	275
		Adjustment	0	0	0	0	0	0	0	0	0	0	0
		Pending at End	142	91	5	83	47	38	2	12	0	1	107
		Inventory (+ or -)	12	-20	4	-12	-12	7	0	-6	0	1	28
		% Pending More Than 12 Months	38%	43%	20%	14%	32%	26%	50%	33%	0%	0%	8%
1st	Johnson	Pending at Start.....	16	6	2	12	7	12	2	1	0	0	26
		Filed	8	8	2	11	10	46	6	8	0	0	78
		Reinstated	0	0	0	0	0	0	0	0	0	0	0
		Transferred	0	0	0	0	0	0	0	0	0	0	0
		Net Added	8	8	2	11	10	46	6	8	0	0	78
		Disposed Of	16	9	1	18	7	48	2	6	0	0	82
		Adjustment	0	0	0	0	0	0	0	0	0	0	0
		Pending at End	8	5	3	5	10	10	6	3	0	0	22
		Inventory (+ or -)	-8	-1	1	-7	3	-2	4	2	0	0	-4
		% Pending More Than 12 Months	38%	0%	33%	20%	40%	10%	0%	0%	0%	0%	9%
1st	Massac	Pending at Start.....	14	4	3	5	9	12	0	7	0	0	26
		Filed	17	2	1	26	6	27	0	12	0	0	126
		Reinstated	3	0	0	0	0	1	0	0	0	0	1
		Transferred	1	-1	0	0	0	0	0	0	0	0	0
		Net Added	21	1	1	26	6	28	0	12	0	0	127
		Disposed Of	14	2	0	23	6	25	0	4	0	0	126
		Adjustment	0	0	0	0	0	0	0	0	0	0	0
		Pending at End	21	3	4	8	9	15	0	15	0	0	27
		Inventory (+ or -)	7	-1	1	3	0	3	0	8	0	0	1
		% Pending More Than 12 Months	38%	67%	25%	13%	67%	47%	0%	40%	0%	0%	7%
1st	Pope	Pending at Start.....	5	2	0	0	6	11	0	9	0	0	9
		Filed	3	2	0	2	5	18	3	7	1	0	64
		Reinstated	0	0	0	0	0	0	0	0	0	0	0
		Transferred	1	-1	0	0	0	0	0	0	0	0	0
		Net Added	4	1	0	2	5	18	3	7	1	0	64
		Disposed Of	2	0	0	2	3	16	0	4	0	0	60
		Adjustment	0	0	4	8	1	2	-3	3	-1	0	14
		Pending at End	7	3	4	8	9	15	0	15	0	0	27
		Inventory (+ or -)	2	1	4	8	3	4	0	6	0	0	18
		% Pending More Than 12 Months	57%	33%	0%	0%	50%	46%	0%	58%	0%	0%	23%
1st	Pulaski	Pending at Start.....	10	3	1	15	14	4	0	0	1	0	20
		Filed	2	10	0	16	3	20	1	31	0	0	36
		Reinstated	0	0	0	0	2	1	0	0	0	0	0
		Transferred	1	-1	1	-1	0	0	0	0	0	0	0
		Net Added	3	9	1	15	5	21	1	31	0	0	36
		Disposed Of	9	1	0	23	5	17	0	17	1	0	34
		Adjustment	0	0	0	1	0	0	0	0	0	0	0
		Pending at End	4	11	2	8	14	8	1	14	0	0	22
		Inventory (+ or -)	-6	8	1	-7	0	4	1	14	-1	0	2
		% Pending More Than 12 Months	25%	9%	50%	13%	86%	50%	0%	0%	0%	0%	41%

**ILLINOIS COURTS
COURTS DURING 1991**

Family	Juvenile	Probate	Felony	Misdemeanors	Small Claims	Ordinance Violations	Traffic Violations	Conservation Violations	Total		County	Circuit
51	34	65	51	81	21	—	—	—	557Pending at StartAlexander 1st
127	35	28	235	153	127	17	3765	84	4,845Filed		
0	0	0	0	0	0	0	0	0	0Reinstated		
0	0	0	0	0	0	—	—	—	0Transferred		
127	35	28	235	153	127	17	3765	84	4,845Net Added		
93	38	30	216	162	145	14	3638	90	4,671Disposed Of		
0	0	0	0	0	0	—	—	—	0Adjustment		
85	31	63	70	72	3	—	—	—	607 Pending at End		
34	-3	-2	19	-9	-18	—	—	—	50	...Inventory (+ or-)%		
N/A	N/A	N/A	N/A	N/A	N/A	N/A	N/A	N/A	N/A Than 12 Months		
69	48	376	285	288	169	—	—	—	1,761Pending at Start Jackson 1st
290	83	126	602	991	897	1425	8437	262	14,002Filed		
2	1	1	20	14	6	0	20	0	70Reinstated		
0	0	0	0	0	0	—	—	—	0Transferred		
292	84	127	622	1005	903	1425	8457	262	14,072Net Added		
225	106	67	536	930	851	1455	8344	245	13,652Disposed Of		
0	0	0	0	0	0	—	—	—	0Adjustment		
136	26	436	371	363	221	—	—	—	2,081 Pending at End		
67	-22	60	86	75	52	—	—	—	320	...Inventory (+ or-)		
25%	38%	6%	4%	4%	75%	—	—	—	27% Than 12 Months		
10	40	68	21	22	22	—	—	—	267Pending at Start Johnson 1st
26	32	20	133	194	101	2	2607	115	3,407Filed		
0	0	0	5	4	0	0	0	0	9Reinstated		
0	0	0	-21	21	0	—	—	—	0Transferred		
26	32	20	117	219	101	2	2607	115	3,416Net Added		
26	46	28	97	208	100	0	2456	94	3,244Disposed Of		
0	0	0	0	0	-23	—	—	—	(23)Adjustment		
10	26	60	41	33	0	—	—	—	242 Pending at End		
0	-14	-8	20	11	-22	—	—	—	(25)	...Inventory (+ or-)		
50%	23%	5%	0%	13%	70%	—	—	—	26% Than 12 Months		
17	17	112	32	60	10	—	—	—	328Pending at Start Massac 1st
43	58	45	99	279	144	62	2685	68	3,700Filed		
0	0	2	7	7	1	0	0	0	22Reinstated		
0	0	0	-25	25	0	—	—	—	0Transferred		
43	58	47	81	311	145	62	2685	68	3,722Net Added		
53	57	53	83	313	135	65	2552	54	3,565Disposed Of		
0	0	0	0	0	0	—	—	—	0Adjustment		
7	18	106	30	58	20	—	—	—	341 Pending at End		
-10	1	-6	-2	-2	10	—	—	—	13	...Inventory (+ or-)%		
14%	22%	10%	0%	5%	62%	—	—	—	32% Than 12 Months		
0	0	55	21	21	13	—	—	—	152Pending at Start Pope 1st
14	10	11	40	38	34	0	576	118	946Filed		
0	0	0	0	0	0	0	0	0	0Reinstated		
0	0	0	0	0	0	—	—	—	0Transferred		
14	10	11	40	38	34	0	576	118	946Net Added		
7	10	11	37	40	32	1	491	58	774Disposed Of		
0	18	51	6	39	5	—	—	—	147Adjustment		
7	18	106	30	58	20	—	—	—	327 Pending at End		
7	18	51	9	37	7	—	—	—	175	...Inventory (+ or-)		
31%	44%	30%	0%	47%	84%	—	—	—	51% Than 12 Months		
15	13	116	44	45	29	—	—	—	330Pending at Start Pulaski 1st
36	20	25	93	121	50	24	8392	79	8,959Filed		
0	0	0	1	0	0	0	0	0	4Reinstated		
0	0	0	-19	19	0	—	—	—	0Transferred		
36	20	25	75	140	50	24	8392	79	8,963Net Added		
31	19	31	64	123	56	26	8123	48	8,628Disposed Of		
0	0	0	0	0	0	—	—	—	1Adjustment		
20	14	110	55	62	23	—	—	—	368 Pending at End		
5	1	-6	11	17	-6	—	—	—	38	...Inventory (+ or-)		
50%	36%	31%	45%	65%	79%	—	—	—	52% Than 12 Months		

ADMINISTRATIVE OFFICE OF THE TREND OF ALL CASES IN THE CIRCUIT

Circuit	County		Law Over \$15,000		Law \$15,000 or Less		Chancery	Miscellaneous Remedy	Eminent Domain	Tax	Municipal Corporations	Mental Health	Dissolution of Marriage
			Jury	Non- Jury	Jury	Non- Jury							
1st ...	Saline	Pending at Start	56	71	3	90	51	37	0	20	0	2	75
		Filed	20	63	2	130	40	146	6	74	1	7	223
		Reinstated	0	0	0	0	0	0	0	0	0	0	0
		Transferred	0	0	0	0	0	0	0	0	0	0	0
		Net Added	20	63	2	130	40	146	6	74	1	7	223
		Disposed Of	25	41	2	139	31	120	2	59	0	7	217
		Adjustment	0	-1	0	3	0	0	0	0	0	0	0
		Pending at End	51	92	3	84	60	63	4	35	1	2	81
		Inventory (+ or -)	-5	21	0	-6	9	26	4	15	1	0	6
		% Pending More Than 12 Months	65%	43%	0%	23%	58%	5%	0%	6%	0%	0%	30%
1st ...	Union	Pending at Start	44	10	1	40	26	35	0	25	0	8	63
		Filed	13	20	0	61	19	58	0	6	1	304	147
		Reinstated	0	0	0	0	0	0	0	0	0	0	0
		Transferred	0	0	0	0	0	0	0	0	0	0	0
		Net Added	13	20	0	61	19	58	0	6	1	304	147
		Disposed Of	14	2	0	49	10	49	0	8	0	296	143
		Adjustment	6	-5	0	-6	-1	-9	0	-1	0	0	-5
		Pending at End	49	23	1	46	34	35	0	22	1	16	62
		Inventory (+ or -)	5	13	0	6	8	0	0	-3	1	8	-1
		% Pending More Than 12 Months	58%	53%	0%	49%	68%	53%	0%	100%	0%	0%	29%
1st ...	Williamson	Pending at Start	222	115	7	215	96	58	7	3	0	0	172
		Filed	127	106	5	251	82	108	0	1	0	0	457
		Reinstated	0	0	0	0	0	0	0	0	0	0	0
		Transferred	0	0	0	0	0	0	0	0	0	0	0
		Net Added	127	106	5	251	82	108	0	1	0	0	457
		Disposed Of	145	108	8	376	99	95	3	1	0	0	424
		Adjustment	0	1	0	0	0	0	0	1	0	0	1
		Pending at End	204	114	4	90	79	71	4	4	0	0	206
		Inventory (+ or -)	-18	-1	-3	-125	-17	13	-3	1	0	0	34
		% Pending More Than 12 Months	48%	37%	0%	8%	33%	21%	100%	75%	0%	0%	21%
1st ...	Circuit Total	Pending at Start	501	357	19	532	284	234	13	145	3	10	508
		Filed	296	310	16	789	235	588	27	182	3	312	1501
		Reinstated	3	0	0	1	2	2	0	0	0	0	6
		Transferred	7	-7	2	-2	0	0	0	0	0	0	0
		Net Added	306	303	18	788	237	590	27	182	3	312	1507
		Disposed Of	323	271	14	958	240	488	9	156	1	303	1431
		Adjustment	6	-5	0	-2	-1	-9	0	0	0	0	-4
		Pending at End	490	384	23	360	280	327	31	171	5	19	580
		Inventory (+ or -)	-11	27	4	-172	-4	93	18	26	2	9	72
		% Pending More Than 12 Months	50%	48%	58%	32%	31%	28%	73%	51%	100%	0%	27%
2nd ...	Crawford	Pending at Start	28	27	2	49	86	25	0	2	0	0	62
		Filed	9	13	7	57	29	15	1	2	0	0	129
		Reinstated	0	0	0	0	0	0	0	0	0	0	0
		Transferred	1	-1	0	0	0	0	0	0	0	0	0
		Net Added	10	12	7	57	29	15	1	2	0	0	129
		Disposed Of	19	16	1	41	24	11	0	2	0	0	115
		Adjustment	3	0	-5	5	-2	-1	0	0	0	0	-1
		Pending at End	22	23	3	70	89	28	1	2	0	0	75
		Inventory (+ or -)	-6	-4	1	21	3	3	1	0	0	0	13
		% Pending More Than 12 Months	64%	61%	67%	67%	79%	82%	0%	100%	0%	0%	41%
2nd ...	Edwards	Pending at Start	0	26	0	13	32	9	0	21	0	0	25
		Filed	0	19	0	8	15	11	0	9	0	1	57
		Reinstated	0	0	0	0	0	0	0	0	0	0	0
		Transferred	0	0	0	0	0	0	0	0	0	0	0
		Net Added	0	19	0	8	15	11	0	9	0	1	57
		Disposed Of	0	21	0	14	27	5	0	6	0	0	58
		Adjustment	0	0	0	0	0	0	0	0	0	0	0
		Pending at End	0	24	0	7	20	15	0	24	0	1	24
		Inventory (+ or -)	0	-2	0	-6	-12	6	0	3	0	1	-1
		% Pending More Than 12 Months	0%	46%	0%	57%	50%	67%	0%	67%	0%	0%	21%

**ILLINOIS COURTS
COURTS DURING 1991**

Family	Juvenile	Probate	Felony	Misdemeanors	Small Claims	Ordinance Violations	Traffic Violations	Conservation Violations	Total		County	Circuit
21	63	203	101	157	165	—	—	—	1,115 Pending at Start Saline 1st
61	52	113	268	135	376	682	3232	36	5,667 Filed		
0	0	0	0	0	0	0	0	0	0 Reinstated		
0	0	0	0	0	0	—	—	—	0 Transferred		
61	52	113	268	135	376	682	3232	35	5,667 Net Added		
61	24	100	220	208	319	615	3143	34	5,367 Disposed Of		
0	0	0	0	0	0	—	—	—	2 Adjustment		
21	91	216	149	84	222	—	—	—	1,259 Pending at End		
0	28	13	48	-73	57	—	—	—	144 Inventory (+ or -)		
										% Pending More		
29%	51%	12%	35%	48%	56%	—	—	—	38% Than 12 Months		
30	90	356	99	236	69	—	—	—	1,132 Pending at Start Union 1st
70	68	81	154	352	246	7	3119	134	4,860 Filed		
0	0	0	1	0	0	0	0	0	1 Reinstated		
0	0	0	-58	58	0	—	—	—	0 Transferred		
70	68	81	97	410	246	7	3119	134	4,861 Net Added		
43	59	47	114	417	215	7	2943	119	4,535 Disposed Of		
-3	1	7	-4	-13	-16	—	—	—	(49) Adjustment		
54	100	397	78	216	84	—	—	—	1,218 Pending at End		
24	10	41	-21	-20	15	—	—	—	86 Inventory (+ or -)		
										% Pending More		
37%	63%	82%	23%	34%	43%	—	—	—	56% Than 12 Months		
177	58	428	346	334	440	—	—	—	2,678 Pending at Start Williamson 1st
377	78	160	338	992	671	431	9953	219	14,356 Filed		
0	0	0	1	4	0	0	0	0	5 Reinstated		
0	0	0	0	0	0	—	—	—	0 Transferred		
377	78	160	339	996	671	431	9953	219	14,361 Net Added		
456	96	161	434	1025	957	401	9583	185	14,557 Disposed Of		
0	0	-3	6	109	-3	—	—	—	112 Adjustment		
98	40	424	257	414	151	—	—	—	2,160 Pending at End		
-79	-18	-4	-89	80	-289	—	—	—	(518) Inventory (+ or -)		
										% Pending More		
21%	10%	70%	33%	10%	6%	—	—	—	32% Than 12 Months		
396	372	1779	1003	1244	938	—	—	—	8,338 Pending at Start Circuit Total 1st
1044	436	609	1962	3255	2646	2650	42766	1115	60,742 Filed		
2	1	3	35	29	7	0	20	0	111 Reinstated		
0	0	0	-123	123	0	—	—	—	0 Transferred		
1046	437	612	1874	3407	2653	2650	42786	1115	60,853 Net Added		
995	455	528	1801	3426	2810	2584	41273	930	58,996 Disposed Of		
-3	1	4	2	96	-19	—	—	—	66 Adjustment		
444	355	1867	1078	1321	762	—	—	—	8,497 Pending at End		
48	-17	88	75	77	-176	—	—	—	159 Inventory (+ or -)		
										% Pending More		
30%	34%	70%	11%	16%	36%	—	—	—	38% Than 12 Months		
64	23	321	21	37	288	—	—	—	1,035 Pending at Start Crawford 2nd
87	33	111	82	206	408	186	1932	21	3,328 Filed		
0	0	0	0	0	0	0	0	0	0 Reinstated		
0	0	0	0	0	0	—	—	—	0 Transferred		
87	33	111	82	206	408	186	1932	21	3,328 Net Added		
99	41	84	75	207	340	153	1541	22	2,791 Disposed Of		
0	2	0	-1	-4	-9	—	—	—	(13) Adjustment		
52	17	348	27	32	347	—	—	—	1,136 Pending at End		
-12	-6	27	6	-5	59	—	—	—	101 Inventory (+ or -)		
										% Pending More		
48%	59%	74%	15%	41%	72%	—	—	—	67% Than 12 Months		
29	7	81	23	48	28	—	—	—	342 Pending at Start Edwards 2nd
19	10	40	26	66	54	0	666	10	1,011 Filed		
0	0	0	0	0	0	0	0	0	0 Reinstated		
0	0	0	-6	6	0	—	—	—	0 Transferred		
19	10	40	20	72	54	0	666	10	1,011 Net Added		
25	14	36	23	79	48	0	670	5	1,031 Disposed Of		
0	0	0	-4	4	0	—	—	—	0 Adjustment		
23	3	85	16	45	34	—	—	—	321 Pending at End		
-6	-4	4	-7	-3	6	—	—	—	(21) Inventory (+ or -)		
										% Pending More		
57%	67%	62%	50%	69%	50%	—	—	—	56% Than 12 Months		

ADMINISTRATIVE OFFICE OF THE TREND OF ALL CASES IN THE CIRCUIT

Circuit	County		Law Over \$15,000		Law \$15,000 or Less		Chancery	Miscellaneous Remedy	Eminent Domain	Tax	Municipal Corporations	Mental Health	Dissolution of Marriage
			Jury	Non- Jury	Jury	Non- Jury							
2nd ...	Franklin	Pending at Start.....	134	39	2	89	108	46	0	4	0	1	119
		Filed.....	65	39	1	113	58	58	1	2	10	1	347
		Reinstated.....	0	0	0	0	0	0	0	0	0	0	0
		Transferred.....	0	0	0	0	0	0	0	0	0	0	0
		Net Added.....	65	39	1	113	58	58	1	2	10	1	347
		Disposed Of.....	74	34	3	100	111	68	0	3	5	0	365
		Adjustment.....	0	0	0	1	0	0	0	0	0	0	0
		Pending at End.....	125	44	0	103	55	36	1	3	5	2	101
		Inventory (+ or -).....	-9	5	-2	14	-53	-10	1	-1	5	1	-18
		% Pending More Than 12 Months.....	53%	32%	0%	32%	53%	14%	0%	67%	0%	50%	39%
2nd ...	Gallatin.....	Pending at Start.....	11	16	3	39	29	21	0	17	0	0	19
		Filed.....	3	3	1	14	9	43	0	7	0	0	31
		Reinstated.....	0	0	0	0	0	0	0	0	0	0	0
		Transferred.....	0	0	0	0	0	0	0	0	0	0	0
		Net Added.....	3	3	1	14	9	43	0	7	0	0	31
		Disposed Of.....	3	5	0	10	8	47	0	5	0	0	27
		Adjustment.....	0	0	0	0	0	0	0	0	0	0	0
		Pending at End.....	11	14	4	43	30	17	0	19	0	0	23
		Inventory (+ or -).....	0	-2	1	4	1	-4	0	2	0	0	4
		% Pending More Than 12 Months.....	82%	79%	75%	88%	70%	76%	0%	74%	0%	0%	61%
2nd ...	Hamilton	Pending at Start.....	16	8	1	17	14	6	0	5	0	0	17
		Filed.....	4	9	0	41	16	4	1	27	4	2	59
		Reinstated.....	0	0	0	0	0	0	0	0	0	0	0
		Transferred.....	0	0	0	0	0	0	0	0	0	0	0
		Net Added.....	4	9	0	41	16	4	1	27	4	2	59
		Disposed Of.....	6	6	1	34	13	6	0	2	2	2	62
		Adjustment.....	0	0	0	0	0	0	0	0	-2	0	0
		Pending at End.....	14	11	0	24	17	4	1	30	0	0	14
		Inventory (+ or -).....	-2	3	-1	7	3	-2	1	25	0	0	-3
		% Pending More Than 12 Months.....	71%	82%	0%	25%	47%	75%	0%	47%	0%	0%	21%
2nd ...	Hardin.....	Pending at Start.....	9	7	0	9	4	5	1	4	0	0	6
		Filed.....	4	3	0	26	5	6	0	4	0	0	50
		Reinstated.....	0	0	0	0	2	0	0	0	0	0	0
		Transferred.....	0	0	0	0	0	0	0	0	0	0	0
		Net Added.....	4	3	0	26	7	6	0	4	0	0	50
		Disposed Of.....	3	3	0	23	3	3	0	1	0	0	43
		Adjustment.....	0	0	0	0	0	0	0	0	0	0	0
		Pending at End.....	10	7	0	12	8	8	1	7	0	0	13
		Inventory (+ or -).....	1	0	0	3	4	3	0	3	0	0	7
		% Pending More Than 12 Months.....	23%	61%	0%	54%	43%	50%	75%	50%	0%	0%	41%
2nd ...	Jefferson	Pending at Start.....	61	25	7	85	65	47	1	3	0	1	52
		Filed.....	48	64	1	210	47	90	1	4	0	1	290
		Reinstated.....	0	0	0	0	0	0	0	0	0	0	0
		Transferred.....	0	0	0	0	0	0	0	0	0	0	0
		Net Added.....	48	64	1	210	47	90	1	4	0	1	290
		Disposed Of.....	56	46	1	188	59	86	2	7	0	2	231
		Adjustment.....	0	0	0	0	0	0	3	0	0	0	0
		Pending at End.....	53	43	7	107	53	51	3	0	0	0	111
		Inventory (+ or -).....	-8	18	0	22	-12	4	2	-3	0	-1	59
		% Pending More Than 12 Months.....	53%	41%	33%	39%	32%	30%	66%	66%	0%	0%	10%
2nd ...	Lawrence	Pending at Start.....	37	34	0	66	64	74	0	36	0	2	61
		Filed.....	9	12	1	28	20	60	0	21	0	12	132
		Reinstated.....	0	0	0	0	0	1	0	0	0	0	0
		Transferred.....	3	-3	0	0	0	0	0	0	0	0	0
		Net Added.....	12	9	1	28	20	61	0	21	0	12	132
		Disposed Of.....	11	11	1	18	19	50	0	31	0	14	146
		Adjustment.....	0	0	0	0	0	0	0	0	0	0	0
		Pending at End.....	38	32	0	76	65	85	0	26	0	0	47
		Inventory (+ or -).....	1	-2	0	10	1	11	0	-10	0	-2	-14
		% Pending More Than 12 Months.....	68%	78%	0%	74%	82%	60%	0%	50%	0%	0%	8%

**ILLINOIS COURTS
COURTS DURING 1991**

Family	Juvenile	Probate	Felony	Misdemeanors	Small Claims	Ordinance Violations	Traffic Violations	Conservation Violations	Total		County	Circuit
124	60	514	64	151	122	—	—	—	1,557 Pending at Start Franklin	... 2nd
175	54	191	236	322	493	26	4523	244	6,959 Filed		
0	0	0	0	0	0	0	0	0	0 Reinstated		
0	0	0	0	0	0	—	—	—	0 Transferred		
175	54	191	236	322	493	26	4523	244	6,959 Net Added		
120	86	77	163	349	471	27	4452	238	6,746 Disposed Of		
0	0	—1	0	0	0	—	—	—	0 Adjustment		
179	28	627	137	124	144	—	—	—	1,714 Pending at End		
55	—32	113	73	—27	22	—	—	—	137 Inventory (+ or —)		
										% Pending More		
53%	14%	73%	15%	6%	9%	—	—	—	46% Than 12 Months		
20	33	119	37	44	43	—	—	—	451 Pending at Start Gallatin	... 2nd
16	30	23	62	154	51	57	965	72	1,541 Filed		
0	0	0	4	0	0	0	0	0	4 Reinstated		
0	0	0	—13	13	0	—	—	—	0 Transferred		
16	30	23	53	167	51	57	965	72	1,545 Net Added		
12	9	22	53	144	42	32	818	75	1,312 Disposed Of		
0	0	0	0	0	0	—	—	—	0 Adjustment		
24	54	120	37	67	52	—	—	—	515 Pending at End		
4	21	1	0	23	9	—	—	—	64 Inventory (+ or —)		
										% Pending More		
54%	59%	85%	35%	25%	83%	—	—	—	67% Than 12 Months		
16	9	56	15	31	18	—	—	—	229 Pending at Start Hamilton	... 2nd
24	11	43	27	128	84	1	917	34	1,436 Filed		
0	0	0	0	0	0	0	0	0	0 Reinstated		
0	0	0	0	0	0	—	—	—	0 Transferred		
24	11	43	27	128	84	1	917	34	1,436 Net Added		
33	17	48	24	104	72	1	782	25	1,240 Disposed Of		
0	0	0	0	0	0	—	—	—	(2) Adjustment		
7	3	51	18	55	30	—	—	—	279 Pending at End		
—9	—6	—5	3	24	12	—	—	—	50 Inventory (+ or —)		
										% Pending More		
29%	33%	51%	28%	31%	40%	—	—	—	42% Than 12 Months		
7	10	50	9	16	9	—	—	—	146 Pending at Start Hardin	... 2nd
14	5	6	30	61	48	29	305	13	609 Filed		
0	0	0	1	0	0	0	0	0	3 Reinstated		
0	0	0	0	0	0	—	—	—	0 Transferred		
14	5	6	31	61	48	29	305	13	612 Net Added		
4	6	13	19	55	39	26	290	11	542 Disposed Of		
0	0	0	0	0	0	—	—	—	0 Adjustment		
17	9	43	21	22	18	—	—	—	196 Pending at End		
10	—1	—7	12	6	9	—	—	—	50 Inventory (+ or —)		
										% Pending More		
43%	67%	66%	19%	49%	44%	—	—	—	54% Than 12 Months		
34	90	443	77	94	98	—	—	—	1,183 Pending at Start Jefferson	... 2nd
174	85	103	285	387	383	182	4378	92	6,825 Filed		
0	0	0	0	0	0	0	0	0	0 Reinstated		
0	0	0	0	0	0	—	—	—	0 Transferred		
174	85	103	285	387	383	182	4378	92	6,825 Net Added		
167	102	80	253	402	303	159	4073	120	6,337 Disposed Of		
0	0	0	0	0	0	—	—	—	3 Adjustment		
41	73	466	109	79	178	—	—	—	1,374 Pending at End		
7	—17	23	32	—15	80	—	—	—	191 Inventory (+ or —)		
										% Pending More		
10%	63%	74%	28%	33%	35%	—	—	—	43% Than 12 Months		
64	22	573	49	75	337	—	—	—	1,494 Pending at Start Lawrence	... 2nd
68	22	97	51	311	132	35	1814	36	2,861 Filed		
0	0	2	—1	1	0	0	0	0	3 Reinstated		
0	0	0	—10	10	0	—	—	—	0 Transferred		
68	22	99	40	322	132	35	1814	36	2,864 Net Added		
120	34	481	52	268	428	29	1818	35	3,566 Disposed Of		
0	0	0	0	0	0	—	—	—	0 Adjustment		
12	10	191	37	129	41	—	—	—	789 Pending at End		
—52	—12	—382	—12	54	—296	—	—	—	(705) Inventory (+ or —)		
										% Pending More		
50%	10%	58%	27%	18%	17%	—	—	—	49% Than 12 Months		

ADMINISTRATIVE OFFICE OF THE TREND OF ALL CASES IN THE CIRCUIT

Circuit	County		Law Over \$15,000		Law \$15,000 or Less		Chancery	Miscellaneous Remedy	Eminent Domain	Tax	Municipal Corporations	Mental Health	Dissolution of Marriage
			Jury	Non- Jury	Jury	Non- Jury							
2nd ...	Richland	Pending at Start	36	23	4	69	24	32	0	9	3	0	49
		Filed	11	11	2	56	20	15	0	13	0	3	122
		Reinstated	0	0	0	0	0	0	0	0	0	0	0
		Transferred	0	0	1	-1	0	0	0	0	0	0	0
		Net Added	11	11	3	55	20	15	0	13	0	3	122
		Disposed Of	17	9	1	76	8	13	0	12	0	3	129
		Adjustment	0	0	0	0	0	0	0	0	0	0	0
		Pending at End	30	25	6	48	36	34	0	10	3	0	42
		Inventory (+ or -)	-6	2	2	-21	12	2	0	1	0	0	-7
		% Pending More Than 12 Months	63%	68%	66%	50%	44%	79%	0%	0%	100%	0%	14%
2nd ...	Wabash	Pending at Start	12	23	2	18	34	9	2	11	0	2	53
		Filed	5	8	0	34	23	23	2	5	0	2	107
		Reinstated	2	5	0	3	12	0	0	1	0	0	23
		Transferred	0	0	0	0	0	0	0	0	0	0	0
		Net Added	7	13	0	37	35	23	2	6	0	2	130
		Disposed Of	11	20	1	34	31	23	2	15	0	2	152
		Adjustment	0	0	0	-1	-1	0	0	7	0	0	-4
		Pending at End	8	16	1	20	37	9	2	9	0	2	27
		Inventory (+ or -)	-4	-7	-1	2	3	0	0	-2	0	0	-26
		% Pending More Than 12 Months	63%	19%	100%	10%	27%	44%	0%	56%	0%	50%	70%
2nd ...	Wayne	Pending at Start	17	79	3	108	88	8	0	41	0	1	34
		Filed	14	16	0	41	24	18	0	6	1	0	136
		Reinstated	0	0	0	0	0	0	0	0	0	0	0
		Transferred	0	0	0	0	0	0	0	0	0	0	0
		Net Added	14	16	0	41	24	18	0	6	1	0	136
		Disposed Of	11	19	1	32	14	17	0	37	0	0	111
		Adjustment	0	0	0	0	0	0	0	0	0	0	0
		Pending at End	20	76	2	117	98	9	0	10	1	1	59
		Inventory (+ or -)	3	-3	-1	9	10	1	0	-31	1	0	25
		% Pending More Than 12 Months	45%	87%	100%	86%	80%	67%	0%	50%	0%	100%	36%
2nd ...	White	Pending at Start	32	18	0	19	29	5	3	8	3	0	39
		Filed	19	18	0	46	33	22	0	12	1	0	107
		Reinstated	0	0	0	0	0	0	0	0	0	0	0
		Transferred	2	-2	0	0	0	0	0	0	0	0	0
		Net Added	21	16	0	46	33	22	0	12	1	0	107
		Disposed Of	17	15	0	36	29	23	2	10	1	0	112
		Adjustment	0	0	0	0	0	0	0	0	0	0	0
		Pending at End	36	19	0	29	33	4	1	10	3	0	34
		Inventory (+ or -)	4	1	0	10	4	-1	-2	2	0	0	-5
		% Pending More Than 12 Months	50%	42%	0%	21%	33%	50%	100%	30%	100%	0%	12%
2nd ...	Circuit Total	Pending at Start	393	325	24	581	577	287	7	161	6	7	536
		Filed	191	215	13	674	299	365	6	112	16	22	1567
		Reinstated	2	5	0	3	14	1	0	1	0	0	23
		Transferred	6	-6	1	-1	0	0	0	0	0	0	0
		Net Added	199	214	14	676	313	6	113	16	22	1590	
		Disposed Of	228	205	10	606	346	352	6	131	8	23	1551
		Adjustment	3	0	-5	5	-3	-1	3	7	-2	0	-5
		Pending at End	367	334	23	656	541	300	10	150	12	6	570
		Inventory (+ or -)	-26	9	-1	75	-36	13	3	-11	6	-1	34
		% Pending More Than 12 Months	55%	67%	50%	52%	66%	53%	78%	45%	100%	40%	29%
3rd	Bond	Pending at Start	26	14	5	29	11	8	0	8	0	0	46
		Filed	8	18	1	61	15	18	0	12	1	0	78
		Reinstated	0	0	0	0	0	0	0	0	0	0	0
		Transferred	0	0	0	0	0	0	0	0	0	0	0
		Net Added	8	18	1	61	15	18	0	12	1	0	78
		Disposed Of	13	9	5	41	14	13	0	5	0	0	73
		Adjustment	3	-6	-1	-4	0	0	0	-4	0	0	-18
		Pending at End	24	17	0	45	12	13	0	11	1	0	33
		Inventory (+ or -)	-2	3	-5	16	1	5	0	3	1	0	-13
		% Pending More Than 12 Months	66%	67%	67%	43%	33%	80%	0%	50%	0%	0%	27%

**ILLINOIS COURTS
COURTS DURING 1991**

Family	Juvenile	Probate	Felony	Misdemeanors	Small Claims	Ordinance Violations	Traffic Violations	Conservation Violations	Total		County	Circuit
32	17	166	48	96	58	—	—	—	666Pending at Start Richland	... 2nd
87	15	72	97	256	215	32	2081	28	3,136 Filed		
0	0	0	0	0	0	0	0	0	0 Reinstated		
0	0	0	0	0	0	—	—	—	0 Transferred		
87	15	72	97	256	215	32	2081	28	3,136 Net Added		
85	24	83	103	279	216	22	2075	21	3,176 Disposed Of		
0	0	0	0	0	0	—	—	—	0 Adjustment		
34	8	155	42	73	57	—	—	—	603 Pending at End		
2	-9	-11	-6	-23	-1	—	—	—	(63) Inventory (+ or -)		
										% Pending More		
35%	86%	64%	10%	5%	35%	—	—	—	43% Than 12 Months		
120	84	121	43	142	12	—	—	—	688Pending at Start Wabash	... 2nd
48	33	57	88	335	141	143	1850	28	2,932 Filed		
1	0	1	4	2	0	6	0	0	60 Reinstated		
0	0	0	-5	5	0	—	—	—	0 Transferred		
49	33	58	87	342	141	149	1850	28	2,992 Net Added		
50	31	54	83	327	90	92	1407	9	2,434 Disposed Of		
-1	-2	0	-2	-18	-3	—	—	—	(25) Adjustment		
118	84	125	45	139	60	—	—	—	702 Pending at End		
-2	0	4	2	-3	48	—	—	—	14 Inventory (+ or -)		
										% Pending More		
79%	71%	70%	2%	29%	17%	—	—	—	49% Than 12 Months		
31	16	128	28	55	141	—	—	—	778Pending at Start Wayne	... 2nd
54	34	72	84	217	134	20	3552	51	4,474 Filed		
0	0	0	0	0	0	0	0	0	0 Reinstated		
0	0	0	0	0	0	—	—	—	0 Transferred		
54	34	72	84	217	134	20	3552	51	4,474 Net Added		
50	41	47	85	234	117	19	3433	49	4,317 Disposed Of		
0	0	0	0	0	0	—	—	—	0 Adjustment		
35	9	153	27	38	158	—	—	—	813 Pending at End		
4	-7	25	-1	-17	17	—	—	—	35 Inventory (+ or -)		
										% Pending More		
69%	56%	64%	0%	18%	80%	—	—	—	68% Than 12 Months		
29	18	195	29	49	61	—	—	—	537Pending at Start White	... 2nd
43	24	70	79	228	99	11	4316	55	5,183 Filed		
0	0	0	1	2	0	0	0	0	3 Reinstated		
0	0	0	-19	19	0	—	—	—	0 Transferred		
43	24	70	61	249	99	11	4316	55	5,186 Net Added		
58	24	128	60	234	127	4	4265	18	5,163 Disposed Of		
0	0	0	0	0	0	—	—	—	0 Adjustment		
14	18	137	30	64	33	—	—	—	465 Pending at End		
-15	0	-58	1	15	-28	—	—	—	(72) Inventory (+ or -)		
										% Pending More		
29%	33%	58%	10%	94%	21%	—	—	—	35% Than 12 Months		
570	389	2767	443	838	1215	—	—	—	9,126Pending at Start Circuit Total	... 2nd
809	356	885	1147	2671	2242	722	27299	684	40,295 Filed		
1	0	3	9	5	0	6	0	0	73 Reinstated		
0	0	0	-53	53	0	—	—	—	0 Transferred		
810	356	888	1103	2729	2242	728	27299	684	40,368 Net Added		
823	429	1153	993	2682	2293	564	25624	628	38,655 Disposed Of		
-1	0	-1	-7	-18	-12	—	—	—	(37) Adjustment		
556	316	2501	546	867	1152	—	—	—	8,907 Pending at End		
-14	-73	-266	103	29	-63	—	—	—	(219) Inventory (+ or -)		
										% Pending More		
49%	45%	16%	15%	58%	71%	—	—	—	54% Than 12 Months		
18	19	65	145	144	162	—	—	—	700Pending at Start Bond	... 3rd
47	30	51	88	265	321	21	1430	39	2,504 Filed		
0	0	0	0	0	0	0	0	0	0 Reinstated		
0	0	0	0	0	0	—	—	—	0 Transferred		
47	30	51	88	265	321	21	1430	39	2,504 Net Added		
16	36	30	105	254	221	17	1508	30	2,390 Disposed Of		
-11	-1	94	-88	8	-32	—	—	—	(60) Adjustment		
38	12	180	40	163	230	—	—	—	819 Pending at End		
20	-7	115	-105	19	68	—	—	—	119 Inventory (+ or -)		
										% Pending More		
24%	44%	76%	7%	57%	39%	—	—	—	50% Than 12 Months		

ADMINISTRATIVE OFFICE OF THE TREND OF ALL CASES IN THE CIRCUIT

Circuit	County		Law Over \$15,000		Law \$15,000 or Less		Chancery	Miscellaneous Remedy	Eminent Domain	Tax	Municipal Corporations	Mental Health	Dissolution of Marriage
			Jury	Non- Jury	Jury	Non- Jury							
3rd	Madison	Pending at Start	3984	1671	203	294	288	439	55	0	0	21	1020
		Filed	675	1167	33	961	482	667	8	0	0	554	1734
		Reinstated	130	107	7	176	118	1	13	0	0	0	0
		Transferred	668	-668	64	-64	0	0	0	0	0	0	0
		Net Added	1473	606	104	1073	600	668	21	0	0	554	1734
		Disposed Of	1238	446	193	960	474	793	32	0	0	561	1450
		Adjustment	0	0	0	0	2	-2	-2	0	0	0	0
		Pending at End	4219	1831	114	407	416	312	42	0	0	14	1304
		Inventory (+ or -)	235	160	-89	113	128	-127	-13	0	0	-7	284
		% Pending More Than 12 Months	78%	67%	46%	13%	46%	40%	90%	0%	0%	0%	48%
3rd	Circuit Total	Pending at Start	4010	1685	208	323	299	447	55	8	0	21	1066
		Filed	683	1185	34	1022	497	685	8	12	1	554	1812
		Reinstated	130	107	7	176	118	1	13	0	0	0	0
		Transferred	668	-668	64	-64	0	0	0	0	0	0	0
		Net Added	1481	624	105	1134	615	686	21	12	1	554	1812
		Disposed Of	1251	455	198	1001	488	806	32	5	0	561	1523
		Adjustment	3	-6	-1	-4	2	-2	-2	-4	0	0	-18
		Pending at End	4243	1848	114	452	428	325	42	11	1	14	1337
		Inventory (+ or -)	233	163	-94	129	129	-122	-13	3	1	-7	271
		% Pending More Than 12 Months	84%	63%	66%	16%	35%	43%	42%	50%	0%	0%	45%
4th	Christian	Pending at Start	64	28	2	46	64	27	2	16	2	16	84
		Filed	34	33	0	132	34	35	0	20	1	13	229
		Reinstated	0	0	0	0	0	0	0	0	0	0	0
		Transferred	0	0	0	0	0	0	0	0	0	0	0
		Net Added	34	33	0	132	34	35	0	20	1	13	229
		Disposed Of	39	34	0	133	27	23	0	18	0	13	210
		Adjustment	0	0	0	0	0	0	0	0	0	0	0
		Pending at End	59	27	2	45	71	39	2	18	3	16	103
		Inventory (+ or -)	-5	-1	0	-1	7	12	0	2	1	0	19
		% Pending More Than 12 Months	47%	33%	100%	29%	73%	54%	100%	61%	67%	95%	32%
4th	Clay	Pending at Start	12	11	1	24	23	2	2	36	0	0	48
		Filed	7	14	1	31	19	16	0	13	0	0	109
		Reinstated	0	0	0	0	0	0	0	0	0	0	0
		Transferred	1	-1	0	0	0	0	0	0	0	0	0
		Net Added	8	13	1	31	19	16	0	13	0	0	109
		Disposed Of	9	12	0	44	17	14	2	35	0	0	120
		Adjustment	0	0	0	0	0	0	0	0	0	0	0
		Pending at End	11	12	2	11	25	4	0	14	0	0	37
		Inventory (+ or -)	-1	1	1	-13	2	2	-2	-22	0	0	-11
		% Pending More Than 12 Months	36%	33%	50%	9%	52%	0%	0%	21%	0%	0%	8%
4th	Clinton	Pending at Start	55	21	5	31	26	11	1	9	0	0	34
		Filed	24	42	0	64	27	56	2	12	0	0	116
		Reinstated	0	0	0	0	0	0	0	0	0	0	0
		Transferred	15	-15	0	0	0	0	0	0	0	0	0
		Net Added	39	27	0	64	27	56	2	12	0	0	116
		Disposed Of	34	25	4	65	15	38	3	10	0	0	115
		Adjustment	0	0	0	0	0	0	0	0	0	0	0
		Pending at End	60	23	1	30	38	29	0	11	0	0	35
		Inventory (+ or -)	5	2	-4	-1	12	18	-1	2	0	0	1
		% Pending More Than 12 Months	50%	22%	100%	13%	42%	34%	0%	45%	0%	0%	14%
4th	Effingham	Pending at Start	86	24	8	55	20	27	2	10	0	0	76
		Filed	37	49	1	150	19	67	2	3	0	0	175
		Reinstated	0	0	0	0	0	0	0	0	0	0	0
		Transferred	0	0	0	0	0	0	0	0	0	0	0
		Net Added	37	49	1	150	19	67	2	3	0	0	175
		Disposed Of	67	30	7	146	22	54	4	12	0	0	191
		Adjustment	5	-8	4	4	1	0	0	0	0	0	0
		Pending at End	61	35	6	63	18	40	0	1	0	0	60
		Inventory (+ or -)	-25	11	-2	8	-2	13	-2	-9	0	0	-16
		% Pending More Than 12 Months	41%	20%	67%	14%	33%	63%	0%	0%	0%	0%	10%

**ILLINOIS COURTS
COURTS DURING 1991**

Family	Juvenile	Probate	Felony	Misdemeanors	Small Claims	Ordinance Violations	Traffic Violations	Conservation Violations	Total		County	Circuit
1883	330	3625	459	3969	2141	—	—	—	20,382 Pending at Start Madison 3rd
1838	690	807	1769	7237	6273	3750	47234	254	76,133 Filed		
0	0	0	99	0	0	0	0	0	651 Reinstated		
0	0	0	-208	208	0	—	—	—	0 Transferred		
1838	690	807	1660	7445	6273	3750	47234	254	76,784 Net Added		
2412	619	626	1428	7382	6325	3459	44208	218	72,824 Disposed Of		
0	0	0	0	0	0	—	—	—	(2) Adjustment		
1309	401	3806	691	4032	2089	—	—	—	20,987 Pending at End		
-574	71	181	232	63	-52	—	—	—	605 Inventory (+ or -)		
										% Pending More		
54%	33%	81%	6%	40%	14%	—	—	—	55% Than 12 Months		
1901	349	3690	604	4113	2303	—	—	—	21,082 Pending at Start Circuit Total 3rd
1885	720	858	1857	7502	6594	3771	48664	293	78,637 Filed		
0	0	0	99	0	0	0	0	0	651 Reinstated		
0	0	0	-208	208	0	—	—	—	0 Transferred		
1885	720	858	1748	7710	6594	3771	48664	293	79,288 Net Added		
2428	655	656	1533	7636	6546	3476	45716	248	75,214 Disposed Of		
-11	-1	94	-88	8	-32	—	—	—	(62) Adjustment		
1347	413	3986	731	4195	2319	—	—	—	21,806 Pending at End		
-554	64	296	127	82	16	—	—	—	724 Inventory (+ or -)		
										% Pending More		
81%	40%	80%	5%	27%	18%	—	—	—	55% Than 12 Months		
71	42	601	15	58	144	—	—	—	1,282 Pending at Start Christian 4th
256	100	147	176	496	692	138	5577	137	8,250 Filed		
0	0	0	18	32	0	0	0	0	50 Reinstated		
0	0	0	-45	45	0	—	—	—	0 Transferred		
256	100	147	149	573	692	138	5577	137	8,300 Net Added		
229	111	126	123	538	652	139	5255	132	7,802 Disposed Of		
0	0	0	0	0	0	—	—	—	0 Adjustment		
98	31	622	41	93	184	—	—	—	1,454 Pending at End		
27	-11	21	26	35	40	—	—	—	172 Inventory (+ or -)		
										% Pending More		
44%	10%	81%	5%	4%	51%	—	—	—	58% Than 12 Months		
15	5	111	7	16	39	—	—	—	352 Pending at Start Clay 4th
78	26	68	30	150	215	18	1189	11	1,995 Filed		
0	0	0	0	0	0	0	0	0	0 Reinstated		
0	0	0	0	0	0	—	—	—	0 Transferred		
78	26	68	30	150	215	18	1189	11	1,995 Net Added		
79	22	52	30	148	205	17	1181	12	1,999 Disposed Of		
0	0	0	0	0	0	—	—	—	0 Adjustment		
14	9	127	7	18	49	—	—	—	340 Pending at End		
-1	4	16	0	2	10	—	—	—	(2) Inventory (+ or -)		
										% Pending More		
7%	22%	57%	29%	11%	4%	—	—	—	32% Than 12 Months		
10	15	147	67	58	62	—	—	—	552 Pending at Start Clinton 4th
91	85	127	283	560	331	20	4080	148	6,068 Filed		
0	0	0	0	0	0	0	0	0	0 Reinstated		
0	0	0	0	0	0	—	—	—	0 Transferred		
91	85	127	283	560	331	20	4080	148	6,068 Net Added		
77	87	74	251	550	326	17	4083	184	5,958 Disposed Of		
0	0	0	0	54	0	—	—	—	54 Adjustment		
24	13	200	99	122	67	—	—	—	752 Pending at End		
14	-2	53	32	64	5	—	—	—	200 Inventory (+ or -)		
										% Pending More		
0%	38%	43%	2%	7%	7%	—	—	—	24% Than 12 Months		
38	47	271	99	184	114	—	—	—	1,061 Pending at Start Effingham 4th
132	153	105	237	727	706	6	5765	25	8,359 Filed		
0	0	0	0	0	0	0	0	0	0 Reinstated		
0	0	0	0	0	0	—	—	—	0 Transferred		
132	153	105	237	727	706	6	5765	25	8,359 Net Added		
133	166	90	266	759	678	4	5255	20	7,904 Disposed Of		
3	6	3	8	8	12	—	—	—	46 Adjustment		
40	40	289	78	160	154	—	—	—	1,045 Pending at End		
2	-7	18	-21	-24	40	—	—	—	(16) Inventory (+ or -)		
										% Pending More		
23%	20%	70%	6%	14%	10%	—	—	—	33% Than 12 Months		

ADMINISTRATIVE OFFICE OF THE TREND OF ALL CASES IN THE CIRCUIT

Circuit	County		Law Over \$15,000		Law \$15,000 or Less		Chancery	Miscellaneous Remedy	Eminent Domain	Tax	Municipal Corporations	Mental Health	Dissolution of Marriage
			Jury	Non- Jury	Jury	Non- Jury							
4th	Fayette	Pending at Start.....	28	21	1	29	72	33	0	12	4	2	103
		Filed	13	27	2	55	25	50	0	28	0	1	144
		Reinstated.....	0	0	0	0	0	0	0	0	0	0	0
		Transferred	0	0	0	0	0	0	0	0	0	0	0
		Net Added.....	13	27	2	55	25	50	0	18	0	1	144
		Disposed Of	11	33	0	61	38	57	0	18	3	3	164
		Adjustment	0	0	0	0	0	0	0	0	0	0	0
		Pending at End	30	15	3	23	59	26	0	12	1	0	83
		Inventory (+ or -).....	2	-6	2	-6	-13	-7	0	0	-3	-2	-20
		% Pending More Than 12 Months.....	60%	27%	67%	30%	71%	54%	0%	67%	100%	0%	45%
4th	Jasper.....	Pending at Start.....	8	2	3	9	37	5	1	4	0	0	24
		Filed	6	9	0	17	21	5	1	14	0	0	59
		Reinstated.....	0	0	0	0	0	0	0	0	0	0	0
		Transferred	0	0	1	-1	0	0	0	0	0	0	0
		Net Added.....	6	9	1	16	21	5	1	14	0	0	59
		Disposed Of	6	5	2	18	20	7	0	8	0	0	49
		Adjustment	0	0	0	0	-19	-2	-1	1	0	0	-4
		Pending at End	8	6	2	7	19	1	1	11	0	0	30
		Inventory (+ or -).....	0	4	-1	-2	-18	-4	0	7	0	0	6
		% Pending More Than 12 Months.....	25%	0%	50%	29%	10%	0%	0%	9%	0%	0%	3%
4th	Marion	Pending at Start.....	113	113	1	215	66	56	2	0	0	0	271
		Filed	78	94	4	269	40	48	9	9	0	19	367
		Reinstated.....	41	0	0	0	0	0	0	0	0	0	0
		Transferred	1	-1	0	0	0	0	0	0	0	0	0
		Net Added.....	120	93	4	269	40	48	9	9	0	19	367
		Disposed Of	75	141	2	337	51	57	2	6	0	19	425
		Adjustment	-1	0	0	24	0	0	0	0	0	0	0
		Pending at End	157	65	3	171	55	47	9	3	0	0	213
		Inventory (+ or -).....	44	-48	2	-44	-11	-9	7	3	0	0	-58
		% Pending More Than 12 Months.....	45%	31%	33%	39%	44%	57%	11%	66%	0%	0%	47%
4th	Montgomery	Pending at Start.....	61	28	4	75	34	21	4	16	0	0	52
		Filed	20	44	1	237	27	71	0	12	0	8	198
		Reinstated.....	1	1	0	2	1	3	0	1	0	0	5
		Transferred	0	0	0	0	0	0	0	0	0	0	0
		Net Added.....	21	45	1	239	28	74	0	13	0	8	203
		Disposed Of	35	38	2	169	15	62	2	18	0	7	187
		Adjustment	0	0	0	-2	0	-6	0	0	0	0	-2
		Pending at End	47	35	3	143	47	27	2	11	0	1	66
		Inventory (+ or -).....	-14	7	-1	68	13	6	-2	-5	0	1	14
		% Pending More Than 12 Months.....	60%	31%	100%	8%	49%	30%	100%	27%	0%	0%	5%
4th	Shelby	Pending at Start.....	29	7	0	22	14	20	1	8	0	1	39
		Filed	12	16	2	47	15	22	0	21	0	2	117
		Reinstated.....	0	0	0	0	0	0	0	0	0	0	0
		Transferred	1	-1	0	0	0	0	0	0	0	0	0
		Net Added.....	13	15	2	47	15	22	0	21	0	2	117
		Disposed Of	18	8	0	47	17	34	1	21	0	1	130
		Adjustment	0	0	0	0	0	0	0	0	0	0	0
		Pending at End	24	14	2	22	12	8	0	8	0	2	26
		Inventory (+ or -).....	-5	7	2	0	-2	-12	-1	0	0	1	-13
		% Pending More Than 12 Months.....	46%	14%	0%	32%	33%	13%	0%	25%	0%	50%	4%
4th	Circuit Total	Pending at Start.....	456	255	25	506	337	200	14	112	6	19	727
		Filed	231	328	11	1002	227	370	14	122	1	43	1514
		Reinstated.....	42	1	0	2	1	3	0	1	0	0	5
		Transferred	18	-18	1	-1	0	0	0	0	0	0	0
		Net Added.....	291	311	12	1003	228	373	14	123	1	43	1519
		Disposed Of	294	326	17	1020	222	346	14	146	3	43	1591
		Adjustment	4	-8	4	26	1	-6	0	0	0	0	-2
		Pending at End	457	232	24	515	344	221	14	89	4	19	653
		Inventory (+ or -).....	1	-23	-1	9	7	21	0	-23	-2	0	-74
		% Pending More Than 12 Months.....	33%	42%	8%	35%	55%	40%	41%	40%	50%	53%	32%

**ILLINOIS COURTS
COURTS DURING 1991**

Family	Juvenile	Probate	Felony	Misdemeanors	Small Claims	Ordinance Violations	Traffic Violations	Conservation Violations	Total		County	Circuit
34	31	266	53	74	293	—	—	—	1,056 Pending at Start Fayette 4th
72	57	94	197	302	546	26	3942	62	5,633 Filed		
0	0	0	0	1	0	0	0	0	1 Reinstated		
0	0	0	0	0	0	—	—	—	0 Transferred		
72	57	94	197	303	546	26	3942	62	5,634 Net Added		
77	79	97	152	303	560	30	3950	85	5,721 Disposed Of		
0	0	0	1	-1	0	—	—	—	0 Adjustment		
29	9	263	99	73	279	—	—	—	1,004 Pending at End		
-5	-22	-3	46	-1	-14	—	—	—	(52) Inventory (+ or -)		
										% Pending More		
69%	33%	75%	0%	1%	50%	—	—	—	49% Than 12 Months		
12	28	68	18	44	28	—	—	—	291 Pending at Start Jasper 4th
51	62	55	41	222	76	5	1747	46	2,437 Filed		
0	0	0	0	0	0	0	0	0	0 Reinstated		
0	0	0	-1	1	0	—	—	—	0 Transferred		
51	62	55	40	223	76	5	1747	46	2,437 Net Added		
44	80	38	34	205	86	4	1150	32	1,788 Disposed Of		
4	7	11	-3	-10	0	—	—	—	(16) Adjustment		
23	17	96	21	52	18	—	—	—	312 Pending at End		
11	-11	28	3	8	-10	—	—	—	21 Inventory (+ or -)		
										% Pending More		
21%	6%	54%	0%	0%	0%	—	—	—	21% Than 12 Months		
265	41	751	67	202	322	—	—	—	2,485 Pending at Start Marion 4th
243	140	160	277	718	723	193	9016	65	12,472 Filed		
0	0	0	0	0	0	0	0	0	41 Reinstated		
0	0	0	0	0	0	—	—	—	0 Transferred		
243	140	160	277	718	723	193	9016	65	12,513 Net Added		
403	138	361	286	689	681	164	8676	65	12,578 Disposed Of		
0	0	0	0	0	0	—	—	—	23 Adjustment		
105	43	550	58	231	364	—	—	—	2,074 Pending at End		
-160	2	-201	-9	29	42	—	—	—	(411) Inventory (+ or -)		
										% Pending More		
50%	37%	74%	7%	50%	53%	—	—	—	53% Than 12 Months		
45	16	333	57	190	145	—	—	—	1,081 Pending at Start Montgomery 4th
152	61	113	106	723	1067	38	6543	110	9,531 Filed		
6	2	0	2	3	9	0	0	0	36 Reinstated		
0	0	0	0	0	0	—	—	—	0 Transferred		
158	63	113	108	726	1076	38	6543	110	9,567 Net Added		
161	59	169	120	708	984	47	5881	79	8,743 Disposed Of		
-6	-2	0	0	0	0	—	—	—	(18) Adjustment		
36	18	277	45	208	237	—	—	—	1,203 Pending at End		
-9	2	-56	-12	18	92	—	—	—	122 Inventory (+ or -)		
										% Pending More		
14%	6%	61%	38%	6%	5%	—	—	—	26% Than 12 Months		
22	29	316	35	70	55	—	—	—	668 Pending at Start Shelby 4th
50	24	96	47	230	322	7	1657	316	3,003 Filed		
0	0	0	0	0	0	0	0	0	0 Reinstated		
0	0	0	0	0	0	—	—	—	0 Transferred		
50	24	96	47	230	322	7	1657	316	3,003 Net Added		
51	41	81	67	248	323	3	1488	244	2,823 Disposed Of		
0	0	0	0	0	0	—	—	—	0 Adjustment		
21	12	331	15	52	54	—	—	—	603 Pending at End		
-1	-17	15	-20	-18	-1	—	—	—	(65) Inventory (+ or -)		
										% Pending More		
38%	8%	75%	7%	17%	6%	—	—	—	50% Than 12 Months		
516	261	2875	415	886	1202	—	—	—	8,812 Pending at Start Circuit Total 4th
1125	708	965	1394	4128	4678	451	39516	920	57,748 Filed		
6	2	0	20	36	9	0	0	0	128 Reinstated		
0	0	0	-46	46	0	—	—	—	0 Transferred		
1131	710	965	1368	4210	4687	451	39516	920	57,876 Net Added		
1254	783	1088	1329	4148	4495	425	36919	853	55,316 Disposed Of		
-3	4	3	9	61	12	—	—	—	105 Adjustment		
390	192	2755	463	1009	1406	—	—	—	8,787 Pending at End		
-126	-69	-120	48	123	204	—	—	—	(25) Inventory (+ or -)		
										% Pending More		
53%	11%	70%	9%	14%	33%	—	—	—	48% Than 12 Months		

ADMINISTRATIVE OFFICE OF THE TREND OF ALL CASES IN THE CIRCUIT

Circuit	County		Law Over \$15,000		Law \$15,000 or Less		Chancery	Miscellaneous Remedy	Eminent Domain	Tax	Municipal Corporations	Mental Health	Dissolution of Marriage
			Jury	Non- Jury	Jury	Non- Jury							
5th	Clark	Pending at Start.....	33	40	2	79	80	13	0	12	0	1	95
		Filed	11	14	0	45	16	5	0	3	0	0	111
		Reinstated.....	0	0	0	0	0	0	0	0	0	0	0
		Transferred	0	0	0	0	0	0	0	0	0	0	0
		Net Added.....	11	14	0	45	16	5	0	3	0	0	111
		Disposed Of	16	26	1	61	58	11	0	9	0	1	150
		Adjustment	0	0	0	0	0	0	0	0	0	0	0
		Pending at End	28	28	1	63	38	7	0	6	0	0	56
		Inventory (+ or -).....	-5	-12	-1	-16	-42	-6	0	-6	0	-1	-39
		% Pending More Than 12 Months	68%	68%	100%	70%	71%	86%	0%	67%	0%	0%	38%
5th	Coles	Pending at Start.....	177	31	10	181	85	128	4	54	4	32	260
		Filed	77	44	3	192	39	63	0	7	0	17	360
		Reinstated.....	0	0	0	0	0	0	0	0	0	0	0
		Transferred	0	0	0	0	0	0	0	0	0	0	0
		Net Added.....	77	44	3	192	39	63	0	7	0	17	360
		Disposed Of	89	30	8	146	59	76	4	25	4	8	319
		Adjustment	0	0	0	0	0	0	0	0	0	0	0
		Pending at End	165	45	5	227	65	115	0	36	0	41	301
		Inventory (+ or -).....	-12	14	-5	46	-20	-13	-4	-18	-4	9	41
		% Pending More Than 12 Months	60%	33%	60%	66%	63%	78%	0%	97%	0%	71%	61%
5th	Cumberland	Pending at Start.....	18	24	2	29	13	4	0	4	0	2	66
		Filed	5	5	0	32	6	4	0	0	0	0	71
		Reinstated.....	0	0	0	0	0	0	0	0	0	0	0
		Transferred	0	0	0	0	0	0	0	0	0	0	0
		Net Added.....	5	5	0	32	6	4	0	0	0	0	71
		Disposed Of	9	12	0	16	6	3	0	0	0	0	70
		Adjustment	0	0	0	0	0	0	0	0	0	0	0
		Pending at End	14	17	2	45	13	5	0	4	0	2	67
		Inventory (+ or -).....	-4	-7	0	16	0	1	0	0	0	0	1
		% Pending More Than 12 Months	64%	94%	100%	60%	77%	80%	0%	100%	0%	100%	66%
5th	Edgar	Pending at Start.....	35	23	1	51	57	9	0	16	0	0	121
		Filed	16	17	0	62	18	27	0	4	0	0	159
		Reinstated.....	0	0	0	0	0	0	0	0	0	0	0
		Transferred	2	-2	1	-1	0	0	0	0	0	0	0
		Net Added.....	18	15	1	61	18	27	0	4	0	0	159
		Disposed Of	19	6	1	46	13	29	0	12	0	0	148
		Adjustment	0	0	0	0	0	0	0	0	0	0	0
		Pending at End	34	32	1	66	62	7	0	8	0	0	132
		Inventory (+ or -).....	-1	9	0	15	5	-2	0	-8	0	0	11
		% Pending More Than 12 Months	56%	63%	100%	58%	82%	71%	0%	88%	0%	0%	69%
5th	Vermilion	Pending at Start.....	328	103	49	216	118	113	22	55	0	75	349
		Filed	142	66	1	720	102	89	12	64	0	38	604
		Reinstated.....	0	2	0	3	0	0	0	0	0	0	0
		Transferred	3	-3	1	0	0	0	0	0	0	0	0
		Net Added.....	145	65	2	723	102	89	12	64	0	38	604
		Disposed Of	115	71	2	530	96	71	15	37	0	8	687
		Adjustment	0	0	0	0	0	0	0	0	0	0	0
		Pending at End	358	97	49	409	124	131	19	82	0	105	266
		Inventory (+ or -).....	30	-6	0	193	6	18	-3	27	0	30	-83
		% Pending More Than 12 Months	63%	51%	100%	40%	61%	65%	79%	62%	0%	70%	32%
5th	Circuit Total	Pending at Start.....	591	221	64	556	353	267	26	141	4	110	891
		Filed	251	146	4	1051	181	188	12	78	0	55	1305
		Reinstated.....	0	2	0	3	0	0	0	0	0	0	0
		Transferred	5	-5	2	-1	0	0	0	0	0	0	0
		Net Added.....	256	143	6	1053	181	188	12	78	0	55	1305
		Disposed Of	248	145	12	799	232	190	19	83	4	17	1374
		Adjustment	0	0	0	0	0	0	0	0	0	0	0
		Pending at End	599	219	58	810	302	265	19	136	0	148	822
		Inventory (+ or -).....	8	-2	-6	254	-51	-2	-7	-5	-4	38	-69
		% Pending More Than 12 Months	52%	66%	78%	40%	76%	69%	100%	79%	100%	63%	51%

**ILLINOIS COURTS
COURTS DURING 1991**

Family	Juvenile	Probate	Felony	Misdemeanors	Small Claims	Ordinance Violations	Traffic Violations	Conservation Violations	Total		County	Circuit
70	39	318	38	228	194	—	—	—	1,242Pending at Start Clark 5th
65	31	83	41	240	471	25	3559	86	4,806 Filed		
0	0	0	0	0	0	0	0	0	0Reinstated		
0	0	0	0	0	0	—	—	—	0 Transferred		
65	31	83	41	240	471	25	3559	86	4,806Net Added		
104	40	83	68	278	545	29	3496	62	5,038 Disposed Of		
0	0	0	0	0	0	—	—	—	0 Adjustment		
31	30	318	11	190	120	—	—	—	927 Pending at End		
-39	-9	0	-27	-38	-74	—	—	—	(315)Inventory (+ or -)		
										% Pending More		
53%	73%	78%	9%	53%	33%	—	—	—	61% Than 12 Months		
212	74	966	99	321	721	—	—	—	3,359Pending at Start Coles 5th
252	133	180	215	692	884	1402	6222	61	10,843 Filed		
0	0	0	0	0	0	0	0	0	0Reinstated		
0	0	0	-70	70	0	—	—	—	0 Transferred		
252	133	180	145	762	884	1402	6222	61	10,843Net Added		
382	141	701	192	949	766	1417	5911	58	11,285 Disposed Of		
0	0	0	0	0	0	—	—	—	0 Adjustment		
82	66	445	52	134	839	—	—	—	2,618 Pending at End		
-130	-8	-521	-47	-187	118	—	—	—	(741)Inventory (+ or -)		
										% Pending More		
27%	29%	70%	0%	12%	70%	—	—	—	61% Than 12 Months		
69	32	152	43	106	69	—	—	—	633Pending at Start Cumberland 5th
53	20	45	37	118	92	3	2224	35	2,750 Filed		
0	0	0	0	0	0	0	0	0	0Reinstated		
0	0	0	0	0	0	—	—	—	0 Transferred		
53	20	45	37	118	92	3	2224	35	2,750Net Added		
34	16	34	51	104	80	2	2093	23	2,553 Disposed Of		
0	0	0	0	0	0	—	—	—	0 Adjustment		
88	36	163	29	120	81	—	—	—	686 Pending at End		
19	4	11	-14	14	12	—	—	—	53Inventory (+ or -)		
										% Pending More		
70%	78%	76%	55%	58%	73%	—	—	—	70% Than 12 Months		
44	85	625	93	128	163	—	—	—	1,451Pending at Start Edgar 5th
104	69	130	150	364	459	33	2189	33	3,834 Filed		
0	0	0	0	0	0	0	0	0	0Reinstated		
0	0	0	-49	49	0	—	—	—	0 Transferred		
104	69	130	101	413	459	33	2189	33	3,834Net Added		
86	74	142	102	411	363	36	2226	40	3,754 Disposed Of		
0	0	0	0	0	0	—	—	—	0 Adjustment		
62	80	613	92	130	259	—	—	—	1,578 Pending at End		
18	-5	-12	-1	2	96	—	—	—	127Inventory (+ or -)		
										% Pending More		
60%	90%	80%	48%	41%	49%	—	—	—	67% Than 12 Months		
1483	218	1491	477	837	824	—	—	—	6,758Pending at Start Vermilion 5th
386	189	375	438	1003	1658	936	11709	120	18,652 Filed		
0	2	0	3	0	3	0	0	0	13Reinstated		
0	0	0	-57	57	-1	—	—	—	0 Transferred		
386	191	375	384	1060	1660	936	11709	120	18,665Net Added		
1349	269	229	362	849	1421	803	11387	118	18,419 Disposed Of		
0	-22	0	0	0	0	—	—	—	(22) Adjustment		
520	118	1637	499	1048	1063	—	—	—	6,525 Pending at End		
-963	-100	146	22	211	239	—	—	—	(233)Inventory (+ or -)		
										% Pending More		
64%	33%	79%	35%	32%	52%	—	—	—	55% Than 12 Months		
1878	448	3552	750	1620	1971	—	—	—	13,443Pending at Start Circuit Total 5th
860	442	813	881	2417	3564	2399	25903	335	40,885 Filed		
0	2	0	3	0	3	0	0	0	13Reinstated		
0	0	0	-176	176	-1	—	—	—	0 Transferred		
860	444	813	708	2593	3566	2399	25903	335	40,898Net Added		
1955	540	1189	775	2591	3175	2287	25113	301	41,049 Disposed Of		
0	-22	0	0	0	0	—	—	—	(22) Adjustment		
783	330	3176	683	1622	2362	—	—	—	12,334 Pending at End		
-1095	-118	-376	-67	2	391	—	—	—	(1,109)Inventory (+ or -)		
										% Pending More		
87%	52%	81%	33%	28%	45%	—	—	—	62% Than 12 Months		

ADMINISTRATIVE OFFICE OF THE TREND OF ALL CASES IN THE CIRCUIT

Circuit	County		Law Over \$15,000		Law \$15,000 or Less		Chancery	Miscellaneous Remedy	Eminent Domain	Tax	Municipal Corporations	Mental Health	Dissolution of Marriage
			Jury	Non- Jury	Jury	Non- Jury							
6th	Champaign	Pending at Start.....	566	243	21	518	195	77	11	7	0	0	543
		Filed.....	303	189	5	621	189	197	2	1	0	32	922
		Reinstated.....	4	4	0	8	0	0	0	0	0	0	3
		Transferred.....	3	-2	0	-1	0	0	0	0	0	0	0
		Net Added.....	310	191	5	628	189	197	2	1	0	32	925
		Disposed Of.....	293	156	8	561	194	186	5	0	0	32	861
		Adjustment.....	0	0	0	0	0	0	0	0	0	0	0
		Pending at End.....	583	278	18	585	190	88	8	8	0	0	607
		Inventory (+ or -).....	17	35	-3	67	-5	11	-3	1	0	0	64
		% Pending More Than 12 Months.....	53%	55%	78%	52%	43%	59%	88%	88%	0%	0%	43%
6th	DeWitt	Pending at Start.....	33	4	1	39	13	16	1	2	0	0	39
		Filed.....	19	10	0	156	18	13	0	5	0	0	134
		Reinstated.....	2	0	0	1	0	0	0	0	0	0	0
		Transferred.....	2	-2	1	-1	0	0	0	0	0	0	0
		Net Added.....	23	8	1	156	18	13	0	5	0	0	134
		Disposed Of.....	21	10	0	122	15	23	1	5	0	0	134
		Adjustment.....	0	0	0	0	0	0	0	0	0	0	0
		Pending at End.....	35	2	2	73	16	6	0	2	0	0	39
		Inventory (+ or -).....	2	-2	1	34	3	-10	-1	0	0	0	0
		% Pending More Than 12 Months.....	49%	0%	100%	22%	31%	17%	0%	100%	0%	0%	15%
6th	Douglas	Pending at Start.....	32	10	3	10	16	6	1	2	0	0	45
		Filed.....	23	12	0	47	30	25	0	2	0	0	87
		Reinstated.....	1	0	0	1	0	0	0	0	0	0	0
		Transferred.....	3	-3	0	0	0	0	0	0	0	0	0
		Net Added.....	27	9	0	48	30	25	0	2	0	0	87
		Disposed Of.....	22	9	1	46	30	20	1	3	0	0	98
		Adjustment.....	0	0	0	0	-1	0	0	0	0	0	0
		Pending at End.....	37	10	2	12	15	11	0	1	0	0	34
		Inventory (+ or -).....	5	0	-1	2	-1	5	-1	-1	0	0	-11
		% Pending More Than 12 Months.....	41%	40%	100%	8%	33%	36%	0%	0%	0%	0%	9%
6th	Macon.....	Pending at Start.....	284	659	1	926	174	66	4	8	93	44	453
		Filed.....	145	168	3	1170	153	145	8	3	86	193	954
		Reinstated.....	0	0	0	0	0	0	0	0	0	0	0
		Transferred.....	0	0	0	0	0	0	0	0	0	0	0
		Net Added.....	145	168	3	1170	153	145	8	3	86	193	954
		Disposed Of.....	225	166	3	1190	175	89	11	3	105	204	923
		Adjustment.....	62	-1	0	0	0	0	0	0	0	0	0
		Pending at End.....	266	660	1	906	152	122	1	8	74	33	484
		Inventory (+ or -).....	-18	1	0	-20	-22	56	-3	0	-19	-11	31
		% Pending More Than 12 Months.....	47%	80%	0%	43%	24%	23%	0%	0%	39%	58%	23%
6th	Moultrie	Pending at Start.....	17	9	1	23	10	2	1	0	0	0	32
		Filed.....	9	11	0	34	14	13	0	2	0	1	70
		Reinstated.....	0	1	1	0	1	0	0	0	0	0	0
		Transferred.....	1	-1	0	0	0	0	0	0	0	0	0
		Net Added.....	10	11	1	34	15	13	0	2	0	1	70
		Disposed Of.....	10	12	1	33	9	15	0	1	0	1	85
		Adjustment.....	0	0	0	-1	0	0	0	0	0	0	0
		Pending at End.....	17	8	1	23	16	0	1	1	0	0	17
		Inventory (+ or -).....	0	-1	0	0	6	-2	0	1	0	0	-15
		% Pending More Than 12 Months.....	53%	44%	100%	39%	47%	0%	100%	0%	0%	0%	14%
6th	Piatt	Pending at Start.....	20	13	1	17	11	8	1	10	0	0	28
		Filed.....	6	11	0	13	12	1	0	12	2	1	95
		Reinstated.....	1	0	0	0	0	0	0	0	0	0	0
		Transferred.....	0	0	0	0	0	0	0	0	0	0	0
		Net Added.....	7	11	0	13	12	1	0	12	2	1	95
		Disposed Of.....	17	8	0	15	16	5	1	3	0	1	81
		Adjustment.....	0	0	0	0	0	0	0	0	0	0	0
		Pending at End.....	10	16	1	15	7	4	0	19	2	0	42
		Inventory (+ or -).....	-10	3	0	-2	-4	4	-1	9	2	0	14
		% Pending More Than 12 Months.....	40%	56%	100%	53%	29%	75%	0%	37%	0%	0%	29%

**ILLINOIS COURTS
COURTS DURING 1991**

Family	Juvenile	Probate	Felony	Misdemeanors	Small Claims	Ordinance Violations	Traffic Violations	Conservation Violations	Total		County	Circuit
840	571	2885	311	311	2543	—	—	—	9,642 Pending at Start Champaign 6th
1141	412	422	1251	1271	4185	1353	28210	36	40,742 Filed		
6	0	0	50	38	62	0	46	0	221 Reinstated		
0	0	0	0	0	0	—	—	—	0 Transferred		
1147	412	422	1301	1309	4247	1353	28256	36	40,963 Net Added		
1285	411	332	1112	1241	4083	1562	30264	36	42,622 Disposed Of		
0	0	0	0	0	0	—	—	—	0 Adjustment		
702	572	2975	500	379	2707	—	—	—	10,200 Pending at End		
- 138	1	90	189	68	164	—	—	—	558 Inventory (+ or -)		
										% Pending More		
52%	65%	87%	4%	8%	51%	—	—	—	58% Than 12 Months		
23	28	233	30	102	95	—	—	—	659 Pending at Start DeWitt 6th
97	46	113	113	375	519	24	1988	371	4,001 Filed		
0	0	1	0	0	5	0	0	0	9 Reinstated		
0	0	0	- 20	20	0	—	—	—	0 Transferred		
97	46	114	93	395	524	24	1988	371	4,010 Net Added		
86	61	109	83	346	516	22	1904	326	3,784 Disposed Of		
0	0	0	0	0	0	—	—	—	0 Adjustment		
34	13	238	40	151	103	—	—	—	754 Pending at End		
11	- 15	5	10	49	8	—	—	—	95 Inventory (+ or -)		
										% Pending More		
29%	8%	60%	0%	17%	30%	—	—	—	34% Than 12 Months		
23	5	192	45	75	95	—	—	—	560 Pending at Start Douglas 6th
86	31	87	122	251	269	53	3521	11	4,657 Filed		
0	0	0	0	0	0	0	0	0	2 Reinstated		
0	0	0	0	0	0	—	—	—	0 Transferred		
86	31	87	122	251	269	53	3521	11	4,659 Net Added		
72	32	132	131	237	308	49	3506	11	4,708 Disposed Of		
0	0	0	0	0	0	—	—	—	(1) Adjustment		
37	4	147	36	89	56	—	—	—	491 Pending at End		
14	- 1	- 45	- 9	14	- 39	—	—	—	(69) Inventory (+ or -)		
										% Pending More		
16%	0%	87%	0%	16%	34%	—	—	—	32% Than 12 Months		
481	279	2113	312	908	2241	—	—	—	9,046 Pending at Start Macon 6th
1219	486	508	938	2411	3970	1210	20446	155	34,371 Filed		
0	0	0	0	0	0	0	0	0	0 Reinstated		
0	0	0	- 203	203	0	—	—	—	0 Transferred		
1219	486	508	735	2614	3970	1210	20446	155	34,371 Net Added		
1258	625	774	767	2697	3892	1224	18821	147	33,299 Disposed Of		
0	1	0	0	0	0	—	—	—	62 Adjustment		
442	141	1847	280	825	2319	—	—	—	8,561 Pending at End		
- 39	- 138	- 266	- 32	- 83	78	—	—	—	(485) Inventory (+ or -)		
										% Pending More		
43%	9%	77%	4%	39%	39%	—	—	—	48% Than 12 Months		
6	25	123	24	44	35	—	—	—	352 Pending at Start Moultrie 6th
29	40	59	34	131	176	0	2023	116	2,762 Filed		
0	0	0	11	2	0	0	0	0	16 Reinstated		
0	0	0	- 4	4	0	—	—	—	0 Transferred		
29	40	59	41	137	176	0	2023	116	2,778 Net Added		
33	42	122	57	156	176	0	1752	103	2,608 Disposed Of		
0	0	60	0	0	0	—	—	—	59 Adjustment		
2	23	120	8	25	35	—	—	—	297 Pending at End		
- 4	- 2	- 3	- 16	- 19	0	—	—	—	(55) Inventory (+ or -)		
										% Pending More		
50%	20%	61%	38%	32%	49%	—	—	—	46% Than 12 Months		
20	10	210	33	36	46	—	—	—	464 Pending at Start Piatt 6th
43	13	63	81	149	206	37	1904	22	2,671 Filed		
0	0	1	0	0	0	0	0	0	2 Reinstated		
0	0	0	- 32	32	0	—	—	—	0 Transferred		
43	13	64	49	181	206	37	1904	22	2,673 Net Added		
40	14	61	48	187	187	31	1908	24	2,647 Disposed Of		
0	0	0	0	0	0	—	—	—	0 Adjustment		
23	9	213	34	30	65	—	—	—	490 Pending at End		
3	- 1	3	1	- 6	19	—	—	—	26 Inventory (+ or -)		
										% Pending More		
17%	67%	75%	3%	7%	26%	—	—	—	48% Than 12 Months		

ADMINISTRATIVE OFFICE OF THE TREND OF ALL CASES IN THE CIRCUIT

Circuit	County		Law Over \$15,000		Law \$15,000 or Less		Chancery	Miscellaneous Remedy	Eminent Domain	Tax	Municipal Corporations	Mental Health	Dissolution of Marriage
			Jury	Non- Jury	Jury	Non- Jury							
6th	Circuit Total	Pending at Start	952	938	28	1533	419	175	19	29	93	44	1140
		Filed	505	401	8	2041	416	394	10	25	88	227	2262
		Reinstated	8	5	1	10	1	0	0	0	0	0	3
		Transferred	9	-8	1	-2	0	0	0	0	0	0	0
		Net Added	522	398	10	2049	417	394	10	25	88	227	2265
		Disposed Of	588	361	13	1967	439	338	19	15	105	238	2182
		Adjustment	62	-1	0	-1	-1	0	0	0	0	0	0
		Pending at End	948	974	25	1614	396	231	10	39	76	33	1223
		Inventory (+ or -)	-4	36	-3	81	-23	56	-9	10	-17	-11	83
		% Pending More Than 12 Months	54%	68%	57%	44%	36%	37%	95%	34%	26%	43%	24%
7th	Greene	Pending at Start	3	23	1	25	20	5	0	5	0	0	28
		Filed	4	28	0	35	8	18	0	5	0	1	98
		Reinstated	0	0	0	0	0	0	0	0	0	0	6
		Transferred	0	0	0	0	0	0	0	0	0	0	0
		Net Added	4	28	0	35	8	18	0	5	0	1	104
		Disposed Of	8	18	0	36	23	20	0	6	0	1	99
		Adjustment	18	-10	-1	-12	0	-1	0	0	0	0	0
		Pending at End	17	23	0	12	5	2	0	4	0	0	33
		Inventory (+ or -)	14	0	-1	-13	-15	-3	0	-1	0	0	5
		% Pending More Than 12 Months	53%	13%	0%	33%	40%	0%	0%	0%	0%	0%	0%
7th	Jersey	Pending at Start	47	43	5	54	29	27	0	2	0	0	92
		Filed	21	51	6	41	20	50	0	5	0	1	156
		Reinstated	0	0	0	0	0	0	0	0	0	0	0
		Transferred	0	0	0	0	0	0	0	0	0	0	0
		Net Added	21	51	6	41	20	50	0	5	0	1	156
		Disposed Of	34	55	8	32	17	41	2	5	0	0	167
		Adjustment	21	-15	2	0	-7	-13	2	1	0	-1	-16
		Pending at End	55	24	5	63	25	23	0	3	0	0	65
		Inventory (+ or -)	8	-19	0	9	-4	-4	0	1	0	0	-27
		% Pending More Than 12 Months	36%	38%	0%	56%	52%	43%	0%	0%	0%	0%	23%
7th	Macoupin	Pending at Start	90	238	0	515	152	49	8	70	12	10	252
		Filed	31	53	2	220	68	38	7	10	1	1	290
		Reinstated	0	0	0	0	0	0	0	0	0	0	0
		Transferred	0	0	0	0	0	0	0	0	0	0	0
		Net Added	31	53	2	220	68	38	7	10	1	1	290
		Disposed Of	17	36	0	52	34	18	2	4	1	0	252
		Adjustment	0	0	0	0	0	0	0	0	0	0	0
		Pending at End	104	255	2	683	186	69	13	76	12	11	290
		Inventory (+ or -)	14	17	2	168	34	20	5	6	0	1	38
		% Pending More Than 12 Months	70%	65%	0%	73%	68%	59%	50%	68%	89%	91%	59%
7th	Morgan	Pending at Start	41	19	2	34	13	9	0	6	0	0	70
		Filed	38	40	0	172	18	84	0	5	0	10	213
		Reinstated	0	0	0	0	0	0	0	0	0	0	0
		Transferred	0	0	0	0	0	0	0	0	0	0	0
		Net Added	38	40	0	172	18	84	0	5	0	10	213
		Disposed Of	33	37	0	156	18	66	0	9	0	10	218
		Adjustment	0	0	0	0	0	0	0	0	0	0	0
		Pending at End	46	22	2	50	13	27	0	2	0	0	65
		Inventory (+ or -)	5	3	0	16	0	18	0	-4	0	0	-5
		% Pending More Than 12 Months	39%	18%	100%	28%	15%	4%	0%	0%	0%	0%	12%
7th	Sangamon	Pending at Start	914	1141	38	932	819	1114	64	223	17	0	1237
		Filed	343	247	20	2083	243	342	35	36	4	392	1150
		Reinstated	0	0	2	0	0	0	0	0	0	0	0
		Transferred	0	0	0	0	0	0	0	0	0	0	0
		Net Added	343	247	22	2083	243	342	35	36	4	392	1150
		Disposed Of	210	128	10	1352	101	117	16	15	1	392	871
		Adjustment	205	-206	-4	149	0	-1	0	0	0	0	0
		Pending at End	1252	1054	46	1812	961	1338	83	244	20	0	1516
		Inventory (+ or -)	338	-87	8	880	142	224	19	21	3	0	279
		% Pending More Than 12 Months	79%	77%	78%	41%	79%	78%	70%	87%	85%	0%	64%

**ILLINOIS COURTS
COURTS DURING 1991**

Family	Juvenile		Felony	Misdemeanors	Small Claims	Ordinance Violations	Traffic Violations	Conservation Violations	Total		County	Circuit
1393 2615 6 0 2621 2774 0 1240 -153 43%	918 1028 0 0 1028 1185 1 762 -156 41%	5756 1252 2 0 1254 1530 60 5540 -216 81%	755 2539 61 -259 2341 2198 0 898 143 4%	1476 4588 40 259 4887 4864 0 1499 23 26%	5055 9325 67 0 9392 9162 0 5285 230 39%	— 2677 0 — 2677 2888 — — — —	— 58092 46 — 58138 58155 — — — —	— 711 0 — 711 647 — — — —	20,723 89,204 250 0 89,454 89,668 120 20,793 70 52% Pending at Start Filed Reinstated Transferred Net Added Disposed Of Adjustment Pending at End Inventory (+ or -) % Pending More Than 12 Months Circuit Total 6th
14 42 0 0 42 41 0 15 1 80%	14 17 0 0 17 14 0 17 3 18%	164 70 0 0 70 60 0 174 10 68%	20 67 0 -10 57 41 0 36 16 0%	34 118 0 10 128 114 -2 46 12 0%	58 140 0 0 140 176 0 22 -36 0%	— 0 0 — — 0 — — — —	— 1844 0 — 1844 1909 — — — —	— 42 1 — 43 25 — — — —	414 2,537 7 0 2,544 2,591 (8) 406 (8) 37% Pending at Start Filed Reinstated Transferred Net Added Disposed Of Adjustment Pending at End Inventory (+ or -) % Pending More Than 12 Months Greene 7th
8 66 0 0 66 43 -13 18 10 11%	70 49 0 0 49 42 -36 41 -29 34%	237 82 0 0 82 111 59 267 30 72%	90 140 0 0 140 202 1 29 -61 0%	202 552 0 0 552 554 -19 181 -21 6%	29 211 0 0 211 194 13 59 30 7%	— 23 0 — 23 14 — — — —	— 3571 0 — 3571 3487 — — — —	— 131 0 — 131 147 — — — —	935 5,176 0 0 5,176 5,155 (21) 858 (77) 38% Pending at Start Filed Reinstated Transferred Net Added Disposed Of Adjustment Pending at End Inventory (+ or -) % Pending More Than 12 Months Jersey 7th
518 144 0 0 144 24 0 638 120 80%	241 88 0 0 88 57 0 272 31 72%	1161 221 0 0 221 164 0 1218 57 84%	235 331 0 -65 266 182 0 319 84 35%	821 724 0 65 789 743 0 867 46 58%	658 1030 0 0 1030 955 0 733 75 72%	— 170 0 — 170 145 — — — —	— 6255 0 — 6255 5881 — — — —	— 55 0 — 55 59 — — — —	5,030 9,739 0 0 9,739 8,626 0 5,748 718 70% Pending at Start Filed Reinstated Transferred Net Added Disposed Of Adjustment Pending at End Inventory (+ or -) % Pending More Than 12 Months Macoupin 7th
22 83 0 0 83 67 0 38 16 21%	35 47 0 0 47 55 0 27 -8 26%	559 174 0 0 174 367 0 366 -193 60%	68 131 0 0 131 151 0 48 -20 2%	63 522 0 0 522 521 0 64 1 0%	152 915 0 0 915 973 0 94 -58 0%	— 425 0 — 425 400 — — — —	— 4025 0 — 4025 3670 — — — —	— 114 0 — 114 94 — — — —	1,093 7,016 0 0 7,016 6,845 0 864 (229) 33% Pending at Start Filed Reinstated Transferred Net Added Disposed Of Adjustment Pending at End Inventory (+ or -) % Pending More Than 12 Months Morgan 7th
2764 1208 0 0 1208 573 0 3399 635 73%	1544 390 0 0 390 49 0 1885 341 80%	3554 732 0 0 732 321 0 3965 411 83%	449 1124 8 0 1132 821 0 760 311 17%	1759 2649 0 0 2649 2357 1 2052 293 44%	5510 9472 1 0 9473 7690 0 7293 1783 45%	— 383 0 — 383 181 — — — —	— 40407 0 — 40407 37966 — — — —	— 398 0 — 398 71 — — — —	22,079 61,658 11 0 61,669 53,242 144 27,680 5,601 62% Pending at Start Filed Reinstated Transferred Net Added Disposed Of Adjustment Pending at End Inventory (+ or -) % Pending More Than 12 Months Sangamon 7th

ADMINISTRATIVE OFFICE OF THE TREND OF ALL CASES IN THE CIRCUIT

Circuit	County		Law Over \$15,000		Law \$15,000 or Less		Chancery	Miscellaneous Remedy	Eminent Domain	Tax	Municipal Corporations	Mental Health	Dissolution of Marriage
			Jury	Non- Jury	Jury	Non- Jury							
7th	Scott	Pending at Start	10	16	0	14	10	15	4	6	0	1	11
		Filed	7	9	0	21	9	8	0	0	0	0	27
		Reinstated	0	0	0	0	0	0	0	0	0	0	0
		Transferred	0	0	0	0	0	0	0	0	0	0	0
		Net Added	7	9	0	21	9	8	0	0	0	0	27
		Disposed Of	7	7	0	19	9	5	0	6	0	0	28
		Adjustment	0	0	0	0	0	-2	0	0	0	0	0
		Pending at End	10	18	0	16	10	16	4	0	0	1	10
		Inventory (+ or -)	0	2	0	2	0	1	0	-6	0	0	-1
		% Pending More Than 12 Months	50%	33%	0%	44%	30%	69%	100%	0%	0%	100%	20%
7th	Circuit Total	Pending at Start	1105	1480	46	1574	1043	1219	76	312	29	11	1690
		Filed	444	428	28	2572	366	540	42	61	5	405	1934
		Reinstated	0	0	2	0	0	0	0	0	0	0	6
		Transferred	0	0	0	0	0	0	0	0	0	0	0
		Net Added	444	428	30	2572	366	540	42	61	5	405	1940
		Disposed Of	309	281	18	1647	202	267	20	45	2	403	1635
		Adjustment	244	-231	-3	137	-7	-17	2	1	0	-1	-16
		Pending at End	1484	1396	55	2636	1200	1475	100	329	32	12	1979
		Inventory (+ or -)	379	-84	9	1062	157	256	24	17	3	1	289
		% Pending More Than 12 Months	68%	82%	52%	50%	79%	82%	59%	73%	86%	73%	52%
8th	Adams	Pending at Start	139	45	3	181	58	68	10	15	0	32	166
		Filed	112	51	6	331	75	80	4	20	0	121	482
		Reinstated	2	1	0	4	1	0	5	2	0	0	0
		Transferred	-5	5	2	-2	0	0	0	0	0	0	0
		Net Added	109	57	8	333	76	80	9	22	0	121	482
		Disposed Of	93	47	5	331	89	128	13	18	0	150	424
		Adjustment	0	0	0	0	0	0	0	0	0	0	-15
		Pending at End	155	55	6	183	45	20	6	19	0	3	209
		Inventory (+ or -)	16	10	3	2	-13	-48	-4	4	0	-29	43
		% Pending More Than 12 Months	41%	20%	0%	22%	20%	30%	67%	68%	0%	0%	17%
8th	Brown	Pending at Start	7	7	0	8	6	7	0	2	0	0	16
		Filed	3	3	0	12	4	27	1	5	0	1	48
		Reinstated	0	0	0	0	1	0	0	0	0	0	0
		Transferred	0	0	1	-1	0	0	0	0	0	0	0
		Net Added	3	3	1	11	5	27	1	5	0	1	48
		Disposed Of	6	7	1	11	5	30	0	4	0	1	50
		Adjustment	0	0	0	0	0	0	0	0	0	0	0
		Pending at End	4	3	0	8	6	4	1	3	0	0	14
		Inventory (+ or -)	-3	-4	0	0	0	-3	1	1	0	0	-2
		% Pending More Than 12 Months	75%	67%	0%	50%	0%	0%	0%	0%	0%	0%	14%
8th	Calhoun	Pending at Start	8	12	0	5	6	1	0	0	0	0	8
		Filed	2	13	0	43	8	9	0	0	1	0	13
		Reinstated	0	1	0	0	0	0	0	0	0	0	0
		Transferred	7	-7	1	-1	0	0	0	0	0	0	0
		Net Added	9	7	1	42	8	9	0	0	1	0	13
		Disposed Of	6	10	0	27	6	5	0	0	1	0	16
		Adjustment	0	0	0	0	0	0	0	0	0	0	0
		Pending at End	11	9	1	20	8	5	0	0	0	0	5
		Inventory (+ or -)	3	-3	1	15	2	4	0	0	0	0	-3
		% Pending More Than 12 Months	55%	11%	0%	5%	25%	20%	0%	0%	0%	0%	20%
8th	Cass	Pending at Start	9	3	1	15	8	21	3	4	0	0	30
		Filed	11	6	2	15	16	33	0	2	0	0	80
		Reinstated	0	0	0	0	0	0	0	0	0	0	0
		Transferred	0	0	1	-1	0	0	0	0	0	0	0
		Net Added	11	6	3	14	16	33	0	2	0	0	80
		Disposed Of	7	4	3	20	15	26	0	5	0	0	79
		Adjustment	0	0	0	0	0	0	0	0	0	0	0
		Pending at End	13	5	1	9	9	28	3	1	0	0	31
		Inventory (+ or -)	4	2	0	-6	1	7	0	-3	0	0	1
		% Pending More Than 12 Months	38%	0%	0%	67%	0%	32%	100%	100%	0%	0%	29%

**ILLINOIS COURTS
COURTS DURING 1991**

Family	Juvenile	Probate	Felony	Misdemeanors	Small Claims	Ordinance Violations	Traffic Violations	Conservation Violations	Total		County	Circuit
6	6	77	11	40	33	—	—	—	260 Pending at Start Scott 7th
13	10	26	23	113	80	2	899	13	1,260 Filed		
0	0	0	0	0	0	0	0	0	0 Reinstated		
0	0	0	0	0	0	—	—	—	0 Transferred		
13	10	26	23	113	80	2	899	13	1,260 Net Added		
7	12	12	25	125	90	0	768	4	1,124 Disposed Of		
0	0	0	0	0	0	—	—	—	(2) Adjustment		
12	4	91	9	28	23	—	—	—	252 Pending at End		
6	-2	14	-2	-12	-10	—	—	—	(8) Inventory (+ or -)		
25%	0%	76%	0%	0%	39%	—	—	—	46%	% Pending More Than 12 Months		
3332	1910	5752	873	2919	6440	—	—	—	29,811 Pending at Start Circuit Total 7th
1556	601	1305	1816	4678	11848	1003	57001	753	87,386 Filed		
0	0	0	8	0	1	0	0	1	18 Reinstated		
0	0	0	-75	75	0	—	—	—	0 Transferred		
1556	601	1305	1749	4753	11849	1003	57001	754	87,404 Net Added		
755	229	1035	1422	4414	10078	740	53681	400	77,583 Disposed Of		
-13	-36	59	1	-20	13	—	—	—	113 Adjustment		
4120	2246	6081	1201	3238	8224	—	—	—	35,808 Pending at End		
788	336	329	328	319	1784	—	—	—	5,997 Inventory (+ or -)		
61%	67%	80%	24%	53%	54%	—	—	—	63%	% Pending More Than 12 Months		
139	69	654	225	376	1068	—	—	—	3,248 Pending at Start Adams 8th
283	188	257	546	772	1807	3813	6786	136	15,870 Filed		
0	0	0	5	0	0	0	0	0	20 Reinstated		
0	0	0	-205	205	0	—	—	—	0 Transferred		
283	188	257	346	977	1807	3813	6786	136	15,890 Net Added		
344	224	321	301	911	1698	3901	6587	170	15,755 Disposed Of		
0	0	0	0	0	0	—	—	—	(15) Adjustment		
78	33	590	270	442	1177	—	—	—	3,291 Pending at End		
-61	-36	-64	45	66	109	—	—	—	43 Inventory (+ or -)		
9%	3%	63%	31%	45%	50%	—	—	—	44%	% Pending More Than 12 Months		
6	13	68	23	28	37	—	—	—	228 Pending at Start Brown 8th
12	20	25	62	93	77	3	1304	51	1,751 Filed		
0	0	0	1	2	26	0	0	0	30 Reinstated		
0	0	0	0	0	0	—	—	—	0 Transferred		
12	20	25	63	95	103	3	1304	51	1,781 Net Added		
16	20	24	43	93	111	2	1120	25	1,569 Disposed Of		
0	0	0	0	0	0	—	—	—	0 Adjustment		
2	13	69	43	30	29	—	—	—	229 Pending at End		
-4	0	1	20	2	-8	—	—	—	1 Inventory (+ or -)		
50%	46%	67%	2%	0%	11%	—	—	—	31%	% Pending More Than 12 Months		
5	8	57	14	34	20	—	—	—	178 Pending at Start Calhoun 8th
8	5	22	26	85	72	3	583	68	961 Filed		
0	0	1	2	4	2	0	0	0	10 Reinstated		
0	0	0	0	0	0	—	—	—	0 Transferred		
8	5	23	28	89	74	3	583	68	971 Net Added		
11	5	24	35	104	69	2	541	72	934 Disposed Of		
0	0	0	0	0	0	—	—	—	0 Adjustment		
2	8	56	7	19	25	—	—	—	176 Pending at End		
-3	0	-1	-7	-15	5	—	—	—	(2) Inventory (+ or -)		
50%	88%	68%	0%	21%	16%	—	—	—	38%	% Pending More Than 12 Months		
23	19	173	46	69	35	—	—	—	459 Pending at Start Cass 8th
85	100	48	128	495	223	22	1525	110	2,901 Filed		
0	0	0	0	0	0	0	0	0	0 Reinstated		
0	0	0	0	0	0	—	—	—	0 Transferred		
85	100	48	128	495	223	22	1525	110	2,901 Net Added		
75	59	61	127	477	192	19	1480	145	2,794 Disposed Of		
0	-50	-2	10	-2	0	—	—	—	(44) Adjustment		
33	10	158	57	85	66	—	—	—	509 Pending at End		
10	-9	-15	11	16	31	—	—	—	50 Inventory (+ or -)		
18%	40%	72%	9%	6%	29%	—	—	—	36%	% Pending More Than 12 Months		

ADMINISTRATIVE OFFICE OF THE TREND OF ALL CASES IN THE CIRCUIT

Circuit	County		Law Over \$15,000		Law \$15,000 or Less		Chancery	Miscellaneous Remedy	Eminent Domain	Tax	Municipal Corporations	Mental Health	Dissolution of Marriage
			Jury	Non- Jury	Jury	Non- Jury							
8th	Mason	Pending at Start	19	4	0	4	19	29	0	13	0	0	30
		Filed	12	14	0	37	12	77	3	14	1	0	117
		Reinstated	0	0	0	0	0	0	0	0	0	0	0
		Transferred	0	0	0	0	0	0	0	0	0	0	0
		Net Added	12	14	0	37	12	77	3	14	1	0	117
		Disposed Of	16	7	0	28	17	93	0	17	1	0	102
		Adjustment	1	-1	0	0	0	0	0	0	0	0	0
		Pending at End	16	10	0	13	14	13	3	10	0	0	45
		Inventory (+ or -)	-3	6	0	9	-5	-16	3	-3	0	0	15
		% Pending More Than 12 Months	44%	20%	0%	8%	43%	38%	0%	80%	0%	0%	16%
8th	Menard	Pending at Start	8	7	1	6	3	1	0	0	1	0	14
		Filed	5	6	0	17	12	8	0	2	1	1	71
		Reinstated	1	0	0	0	0	0	0	0	0	0	0
		Transferred	0	0	0	0	0	0	0	0	0	0	0
		Net Added	6	6	0	17	12	8	0	2	1	1	71
		Disposed Of	7	8	1	14	6	6	0	2	1	0	56
		Adjustment	0	0	0	0	0	0	0	0	0	0	0
		Pending at End	7	5	0	9	9	3	0	0	1	1	29
		Inventory (+ or -)	-1	-2	-1	3	6	2	0	0	0	1	15
		% Pending More Than 12 Months	43%	20%	0%	11%	0%	0%	0%	0%	100%	0%	14%
8th	Pike	Pending at Start	25	13	3	24	17	11	8	8	0	0	20
		Filed	13	32	2	70	22	28	4	8	3	1	107
		Reinstated	0	0	0	0	0	0	0	0	0	0	0
		Transferred	7	-7	1	-1	0	0	0	0	0	0	0
		Net Added	20	25	3	69	22	28	4	8	3	1	107
		Disposed Of	17	16	4	44	21	31	4	10	3	1	103
		Adjustment	0	0	0	0	0	0	0	0	0	0	0
		Pending at End	28	22	2	49	18	8	8	6	0	0	24
		Inventory (+ or -)	3	9	-1	25	1	-3	0	-2	0	0	4
		% Pending More Than 12 Months	50%	31%	50%	39%	56%	50%	50%	33%	0%	0%	17%
8th	Schuyler	Pending at Start	4	3	1	5	13	4	0	11	0	0	12
		Filed	5	4	0	13	5	8	0	3	0	0	45
		Reinstated	0	0	0	0	0	0	0	0	0	0	0
		Transferred	-1	1	0	0	0	0	0	0	0	0	0
		Net Added	4	5	0	13	5	8	0	3	0	0	45
		Disposed Of	0	3	1	15	11	5	0	7	0	0	40
		Adjustment	0	0	0	0	0	0	0	0	0	0	0
		Pending at End	8	5	0	3	7	7	0	7	0	0	17
		Inventory (+ or -)	4	2	-1	-2	-6	3	0	-4	0	0	5
		% Pending More Than 12 Months	50%	40%	0%	67%	71%	29%	0%	86%	0%	0%	6%
8th	Circuit Total	Pending at Start	219	94	9	248	130	142	21	53	1	32	296
		Filed	163	129	10	538	154	270	12	54	6	124	963
		Reinstated	3	2	0	4	2	0	5	2	0	0	0
		Transferred	8	-8	6	-6	0	0	0	0	0	0	0
		Net Added	174	123	16	536	156	270	17	56	6	124	963
		Disposed Of	152	102	15	490	170	324	17	63	6	152	870
		Adjustment	1	-1	0	0	0	0	0	0	0	0	-15
		Pending at End	242	114	10	294	116	88	21	46	1	4	374
		Inventory (+ or -)	23	20	1	46	-14	-54	0	-7	0	-28	78
		% Pending More Than 12 Months	42%	48%	33%	43%	49%	38%	90%	45%	0%	6%	20%
9th	Fulton	Pending at Start	35	12	1	34	23	8	0	9	0	0	71
		Filed	23	42	1	117	26	101	0	23	0	8	241
		Reinstated	0	0	0	0	0	0	0	0	0	0	0
		Transferred	0	0	0	0	0	0	0	0	0	0	0
		Net Added	23	42	1	117	26	101	0	23	0	8	241
		Disposed Of	15	39	1	94	28	84	0	24	0	8	224
		Adjustment	-2	0	0	0	0	0	0	0	0	0	0
		Pending at End	41	15	1	57	21	25	0	8	0	0	88
		Inventory (+ or -)	6	3	0	23	-2	17	0	-1	0	0	17
		% Pending More Than 12 Months	42%	0%	50%	3%	31%	24%	0%	50%	0%	0%	19%

**ILLINOIS COURTS
COURTS DURING 1991**

Family	Juvenile	Probate	Felony	Misdemeanors	Small Claims	Ordinance Violations	Traffic Violations	Conservation Violations	Total		County	Circuit
18 105 0 0 105 88 0 35 17 9%	62 37 0 0 37 40 0 59 -3 68%	207 79 0 0 79 88 0 198 -9 63%	57 106 0 -25 81 86 0 52 -5 17%	108 231 0 25 256 274 0 90 -18 20%	29 169 1 0 170 150 0 49 20 24%	— 5 0 — 5 5 — — — —	— 3309 0 — 3309 3252 — — — —	— 95 0 — 95 95 — — — —	599 4,423 1 0 4,424 4,359 0 607 8 40% Pending at Start Filed Reinstated Transferred Net Added Disposed Of Adjustment Pending at End Inventory (+ or -) % Pending More Than 12 Months Mason 8th
8 41 0 0 41 40 0 9 1 11%	2 17 0 0 17 16 0 3 1 0%	107 35 0 0 35 45 0 97 -10 70%	14 47 2 -2 47 34 0 27 13 0%	16 71 0 2 73 68 0 21 5 0%	37 202 0 0 202 203 0 36 -1 3%	— 2 0 — 2 6 — — — —	— 952 0 — 952 867 — — — —	— 18 0 — 18 26 — — — —	225 1,508 3 0 1,511 1,406 0 257 32 31% Pending at Start Filed Reinstated Transferred Net Added Disposed Of Adjustment Pending at End Inventory (+ or -) % Pending More Than 12 Months Menard 8th
10 84 0 0 84 68 0 26 16 12%	27 34 0 0 34 57 0 4 -23 0%	319 93 0 0 93 81 0 331 12 77%	58 138 1 0 139 108 0 89 31 13%	59 134 0 0 134 128 0 65 6 20%	36 391 0 0 391 339 0 88 52 19%	— 97 0 — 97 80 — — — —	— 2775 0 — 2775 2703 — — — —	— 53 0 — 53 63 — — — —	638 4,089 1 0 4,090 3,881 0 768 130 47% Pending at Start Filed Reinstated Transferred Net Added Disposed Of Adjustment Pending at End Inventory (+ or -) % Pending More Than 12 Months Pike 8th
15 15 0 0 15 21 0 9 -6 44%	6 30 0 0 30 27 0 9 3 33%	107 49 0 0 49 39 0 117 10 64%	24 36 0 -4 32 35 0 21 -3 67%	66 128 0 4 132 140 0 58 -8 67%	30 118 0 0 118 122 0 26 -4 12%	— 4 0 — 4 — — — — —	— 1274 0 — 1274 1253 — — — —	— 101 0 — 101 53 — — — —	301 1,838 0 0 1,838 1,776 0 294 (7) 54% Pending at Start Filed Reinstated Transferred Net Added Disposed Of Adjustment Pending at End Inventory (+ or -) % Pending More Than 12 Months Schuyler 8th
224 633 0 0 633 663 0 194 -30 10%	206 431 0 0 431 448 -50 139 -67 21%	1692 608 1 0 609 683 -2 1616 -76 64%	461 1089 11 -236 864 769 10 566 105 20%	756 2009 6 236 2251 2195 -2 810 54 42%	1292 3059 29 0 3088 2884 0 1496 204 59%	— 3949 0 — 3949 4019 — — — —	— 18508 0 — 18508 17803 — — — —	— 632 0 — 632 649 — — — —	5,876 33,341 65 0 33,406 32,474 (59) 6,131 255 47% Pending at Start Filed Reinstated Transferred Net Added Disposed Of Adjustment Pending at End Inventory (+ or -) % Pending More Than 12 Months Circuit Total 8th
45 199 0 0 199 175 0 69 24 15%	41 77 0 0 77 65 0 53 12 10%	568 160 0 0 160 413 0 315 -253 55%	72 232 0 0 232 169 0 135 63 9%	119 710 0 0 710 603 0 226 107 4%	118 739 0 0 739 588 0 269 151 15%	— 371 0 — 371 314 — — — —	— 5274 0 — 5274 5031 — — — —	— 125 0 — 125 89 — — — —	1,156 8,469 0 0 8,469 7,964 (2) 1,323 167 26% Pending at Start Filed Reinstated Transferred Net Added Disposed Of Adjustment Pending at End Inventory (+ or -) % Pending More Than 12 Months Fulton 9th

ADMINISTRATIVE OFFICE OF THE TREND OF ALL CASES IN THE CIRCUIT

Circuit	County		Law Over \$15,000		Law \$15,000 or Less		Chancery	Miscellaneous Remedy	Eminent Domain	Tax	Municipal Corporations	Mental Health	Dissolution of Marriage
			Jury	Non- Jury	Jury	Non- Jury							
9th	Hancock	Pending at Start	15	10	1	23	15	17	0	2	1	1	45
		Filed	10	17	2	63	19	26	12	1	0	1	117
		Reinstated	0	0	0	0	0	0	0	0	0	0	0
		Transferred	1	-1	0	0	0	0	0	0	0	0	0
		Net Added	11	16	2	63	19	26	12	1	0	1	117
		Disposed Of	13	13	2	43	18	19	10	2	1	1	103
		Adjustment	0	0	0	0	0	0	0	0	0	0	0
		Pending at End	13	13	1	43	16	24	2	1	0	1	59
		Inventory (+ or -)	-2	3	0	20	1	7	2	-1	-1	0	14
		% Pending More Than 12 Months	23%	15%	0%	35%	38%	42%	0%	0%	0%	0%	32%
9th	Henderson	Pending at Start	9	2	1	3	12	3	0	1	0	2	20
		Filed	8	9	0	80	19	10	0	1	0	0	47
		Reinstated	0	0	0	0	0	0	0	0	0	0	0
		Transferred	0	0	0	0	0	0	0	0	0	0	0
		Net Added	8	9	0	80	19	10	0	1	0	0	47
		Disposed Of	9	7	1	65	17	9	0	2	0	2	43
		Adjustment	0	-1	0	0	-1	0	0	0	0	0	0
		Pending at End	8	3	0	18	13	4	0	0	0	0	24
		Inventory (+ or -)	-1	1	-1	15	1	1	0	-1	0	-2	4
		% Pending More Than 12 Months	13%	0%	0%	0%	38%	0%	0%	0%	0%	0%	8%
9th	Knox	Pending at Start	106	54	7	232	80	111	1	122	0	52	252
		Filed	51	18	2	261	71	306	5	41	0	7	401
		Reinstated	5	0	3	1	1	11	4	0	0	0	2
		Transferred	2	-2	5	-5	0	0	0	0	0	0	0
		Net Added	58	16	10	257	72	317	9	41	0	7	403
		Disposed Of	93	16	10	208	75	277	6	48	0	0	363
		Adjustment	0	0	0	0	0	0	0	0	0	0	0
		Pending at End	71	54	7	281	77	151	4	115	0	59	292
		Inventory (+ or -)	-35	0	0	49	-3	40	3	-7	0	7	40
		% Pending More Than 12 Months	37%	80%	43%	71%	57%	54%	0%	93%	0%	88%	51%
9th	McDonough	Pending at Start	38	34	4	51	44	61	25	29	0	0	81
		Filed	25	29	0	113	18	72	0	8	0	0	173
		Reinstated	0	0	0	0	1	0	0	0	0	0	0
		Transferred	0	0	0	0	0	0	0	0	0	0	0
		Net Added	25	29	0	113	19	72	0	8	0	0	173
		Disposed Of	14	30	1	97	42	70	17	6	0	0	165
		Adjustment	0	0	0	0	0	0	0	0	0	0	0
		Pending at End	49	33	3	67	21	63	8	31	0	0	89
		Inventory (+ or -)	11	-1	-1	16	-23	2	-17	2	0	0	8
		% Pending More Than 12 Months	51%	33%	100%	15%	29%	43%	100%	93%	0%	0%	37%
9th	Warren	Pending at Start	24	12	1	21	21	3	2	8	1	0	39
		Filed	18	16	0	68	27	5	3	9	0	3	112
		Reinstated	0	0	0	0	0	0	0	0	0	0	0
		Transferred	0	0	0	0	0	0	0	0	0	0	0
		Net Added	18	16	0	68	27	5	3	9	0	3	112
		Disposed Of	17	16	1	55	33	8	3	7	1	3	105
		Adjustment	0	0	0	-4	0	0	0	0	0	0	0
		Pending at End	25	12	0	30	15	0	2	10	0	0	46
		Inventory (+ or -)	1	0	-1	9	-6	-3	0	2	-1	0	7
		% Pending More Than 12 Months	52%	50%	0%	23%	27%	0%	100%	50%	0%	0%	28%
9th	Circuit Total	Pending at Start	227	124	15	364	195	203	28	171	2	55	508
		Filed	135	131	5	702	180	520	20	83	0	19	1091
		Reinstated	5	0	3	1	2	11	4	0	0	0	2
		Transferred	3	-3	5	-5	0	0	0	0	0	0	0
		Net Added	143	128	13	698	182	531	24	83	0	19	1093
		Disposed Of	161	121	16	562	213	467	36	89	2	14	1003
		Adjustment	-2	-1	0	-4	-1	0	0	0	0	0	0
		Pending at End	207	130	12	496	163	267	16	165	0	60	598
		Inventory (+ or -)	-20	6	-3	132	-32	64	-12	-6	-2	5	90
		% Pending More Than 12 Months	45%	62%	53%	50%	45%	23%	4%	77%	0%	82%	29%

**ILLINOIS COURTS
COURTS DURING 1991**

Family	Juvenile	Probate	Felony	Misdemeanors	Small Claims	Ordinance Violations	Traffic Violations	Conservation Violations	Total		County	Circuit
32	10	320	20	80	49	—	—	—	641 Pending at Start Hancock 9th
46	24	113	74	229	344	20	2704	94	3,916 Filed		
0	0	0	0	0	0	0	0	0	0 Reinstated		
0	0	0	—	21	0	—	—	—	0 Transferred		
46	24	113	53	250	344	20	2704	94	3,916 Net Added		
52	27	129	49	248	267	20	2844	73	3,934 Disposed Of		
0	0	0	0	0	0	—	—	—	0 Adjustment		
26	7	304	24	82	126	—	—	—	742 Pending at End		
—6	—3	—16	4	2	77	—	—	—	101 Inventory (+ or —)		
										% Pending More		
35%	29%	67%	0%	48%	22%	—	—	—	45% Than 12 Months		
26	14	82	22	49	18	—	—	—	264 Pending at Start Henderson 9th
40	14	35	47	168	57	41	1987	94	2,657 Filed		
0	0	0	0	0	0	0	0	0	0 Reinstated		
0	0	0	0	0	0	—	—	—	0 Transferred		
40	14	35	47	168	57	41	1987	94	2,657 Net Added		
67	22	25	48	134	66	33	1912	81	2,543 Disposed Of		
7	2	1	2	4	5	—	—	—	19 Adjustment		
6	8	93	23	87	15	—	—	—	301 Pending at End		
—20	—6	11	1	38	—4	—	—	—	37 Inventory (+ or —)		
										% Pending More		
0%	0%	60%	0%	5%	21%	—	—	—	24% Than 12 Months		
121	46	1793	108	121	347	—	—	—	3,553 Pending at Start Knox 9th
310	59	293	248	1298	1095	1240	9690	58	15,454 Filed		
0	0	2	0	0	3	0	0	0	32 Reinstated		
0	0	0	0	0	0	—	—	—	0 Transferred		
310	59	295	248	1298	1098	1240	9690	58	15,486 Net Added		
274	58	221	262	1245	1175	1080	8422	47	13,880 Disposed Of		
0	0	0	0	0	0	—	—	—	0 Adjustment		
157	47	1867	94	174	270	—	—	—	3,720 Pending at End		
36	1	74	—14	53	—77	—	—	—	167 Inventory (+ or —)		
										% Pending More		
45%	55%	86%	13%	0%	14%	—	—	—	66% Than 12 Months		
42	32	375	91	357	209	—	—	—	1,473 Pending at Start McDonough 9th
132	38	125	91	787	764	372	4250	114	7,111 Filed		
0	0	0	0	0	0	0	0	0	1 Reinstated		
0	0	0	0	0	0	—	—	—	0 Transferred		
132	38	125	91	787	764	372	4250	114	7,112 Net Added		
113	38	105	122	696	673	563	4204	162	7,118 Disposed Of		
0	0	0	0	0	0	—	—	—	0 Adjustment		
61	32	395	60	448	300	—	—	—	1,660 Pending at End		
19	0	20	—31	91	91	—	—	—	187 Inventory (+ or —)		
										% Pending More		
52%	31%	73%	17%	41%	26%	—	—	—	73% Than 12 Months		
29	41	310	68	116	70	—	—	—	766 Pending at Start Warren 9th
95	91	84	82	557	521	196	4131	20	6,038 Filed		
0	0	0	0	0	0	0	0	0	0 Reinstated		
0	0	0	0	0	0	—	—	—	0 Transferred		
95	91	84	82	557	521	196	4131	20	6,038 Net Added		
100	93	83	86	575	495	95	4165	14	5,955 Disposed Of		
0	0	0	0	0	0	—	—	—	(4) Adjustment		
24	39	311	64	98	96	—	—	—	772 Pending at End		
—5	—2	1	—4	—18	26	—	—	—	6 Inventory (+ or —)		
										% Pending More		
25%	21%	75%	20%	4%	1%	—	—	—	41% Than 12 Months		
295	184	3448	381	842	811	—	—	—	7,853 Pending at Start Circuit Total 9th
822	303	810	774	3749	3520	2240	28036	505	43,645 Filed		
0	0	2	0	0	3	0	0	0	33 Reinstated		
0	0	0	—21	21	0	—	—	—	0 Transferred		
822	303	812	753	3770	3523	2240	28036	505	43,678 Net Added		
781	303	976	736	3501	3264	2105	26578	466	41,394 Disposed Of		
7	2	1	2	4	5	—	—	—	13 Adjustment		
343	186	3285	400	1115	1075	—	—	—	8,518 Pending at End		
48	2	—163	19	273	264	—	—	—	655 Inventory (+ or —)		
										% Pending More		
34%	23%	77%	7%	23%	28%	—	—	—	53% Than 12 Months		

ADMINISTRATIVE OFFICE OF THE TREND OF ALL CASES IN THE CIRCUIT

Circuit	County		Law Over \$15,000		Law \$15,000 or Less		Chancery	Miscellaneous Remedy	Eminent Domain	Tax	Municipal Corporations	Mental Health	Dissolution of Marriage
			Jury	Non- Jury	Jury	Non- Jury							
10th ...	Marshall	Pending at Start.....	31	8	0	18	15	6	3	0	1	0	39
		Filed	12	8	0	34	10	18	3	3	2	0	55
		Reinstated.....	0	0	0	0	0	0	0	0	0	0	0
		Transferred	0	0	1	-1	0	0	0	0	0	0	0
		Net Added.....	12	8	1	33	10	18	3	3	2	0	55
		Disposed Of	18	3	0	28	10	19	6	3	3	0	65
		Adjustment	0	0	0	0	0	0	0	0	0	0	0
		Pending at End	25	13	1	23	15	5	0	0	0	0	29
		Inventory (+ or -).....	-6	5	1	5	0	-1	-3	0	-1	0	-10
		% Pending More Than 12 Months.....	56%	46%	0%	22%	40%	40%	0%	0%	0%	0%	31%
10th ...	Peoria.....	Pending at Start.....	804	146	72	866	227	225	23	251	0	32	883
		Filed	599	242	31	917	191	271	11	123	0	638	1207
		Reinstated.....	5	0	0	3	0	0	0	0	0	0	6
		Transferred	117	-117	24	-24	0	0	0	0	0	0	0
		Net Added.....	721	125	55	896	191	271	11	123	0	638	1213
		Disposed Of	582	111	34	585	159	204	14	92	0	614	1150
		Adjustment	5	-5	1	-1	0	0	0	0	0	0	0
		Pending at End	948	155	94	1176	259	292	20	282	0	56	937
		Inventory (+ or -).....	144	9	22	310	32	67	-3	31	0	24	54
		% Pending More Than 12 Months.....	42%	39%	60%	62%	46%	58%	85%	70%	0%	41%	37%
10th ...	Putnam	Pending at Start.....	13	4	2	13	12	6	0	11	0	1	24
		Filed	7	6	0	11	8	5	0	3	0	0	31
		Reinstated.....	0	0	0	0	0	0	0	0	0	0	0
		Transferred	0	0	0	0	0	0	0	0	0	0	0
		Net Added.....	7	6	0	11	8	5	0	3	0	0	31
		Disposed Of	7	6	0	10	7	5	0	7	0	0	27
		Adjustment	0	0	0	0	0	0	0	0	0	0	0
		Pending at End	13	4	2	14	13	6	0	7	0	1	28
		Inventory (+ or -).....	0	0	0	1	1	0	0	-4	0	0	4
		% Pending More Than 12 Months.....	46%	25%	100%	71%	62%	67%	0%	100%	0%	100%	43%
10th ...	Stark	Pending at Start.....	9	1	0	3	6	4	0	6	0	0	15
		Filed	4	3	0	8	6	8	0	3	0	0	33
		Reinstated.....	0	0	0	0	0	0	0	0	0	0	0
		Transferred	0	0	0	0	0	0	0	0	0	0	0
		Net Added.....	4	3	0	8	6	8	0	3	0	0	33
		Disposed Of	6	3	0	7	7	5	0	4	0	0	33
		Adjustment	0	0	0	0	0	0	0	0	0	0	0
		Pending at End	7	1	0	4	5	7	0	5	0	0	15
		Inventory (+ or -).....	-2	0	0	1	-1	3	0	-1	0	0	0
		% Pending More Than 12 Months.....	43%	0%	0%	25%	60%	29%	0%	60%	0%	0%	33%
10th ...	Tazewell	Pending at Start.....	303	70	15	83	114	96	40	147	0	0	300
		Filed	180	66	6	527	92	133	11	62	0	4	889
		Reinstated.....	2	2	0	0	0	0	0	2	0	0	0
		Transferred	9	-9	-3	3	0	0	0	0	0	0	0
		Net Added.....	191	59	3	530	92	133	11	64	0	4	889
		Disposed Of	163	32	12	513	86	83	25	146	0	3	868
		Adjustment	0	0	0	0	0	0	0	0	0	-1	0
		Pending at End	331	97	6	100	120	146	26	65	0	0	321
		Inventory (+ or -).....	28	27	-9	17	6	50	-14	-82	0	0	21
		% Pending More Than 12 Months.....	51%	60%	50%	11%	46%	36%	92%	86%	0%	0%	8%
10th ...	Circuit Total	Pending at Start.....	1160	229	89	983	374	337	66	415	1	33	1261
		Filed	802	325	37	1497	307	435	25	194	2	642	2215
		Reinstated.....	7	2	0	3	0	0	0	2	0	0	6
		Transferred	126	-126	22	-22	0	0	0	0	0	0	0
		Net Added.....	935	201	59	1478	307	435	25	196	2	642	2221
		Disposed Of	776	155	46	1143	269	316	45	252	3	617	2152
		Adjustment	5	-5	1	-1	0	0	0	0	0	-1	0
		Pending at End	1324	270	103	1317	412	456	46	359	0	57	1330
		Inventory (+ or -).....	164	41	14	334	38	119	-20	-56	-1	24	69
		% Pending More Than 12 Months.....	49%	50%	60%	60%	51%	44%	50%	69%	0%	54%	28%

**ILLINOIS COURTS
COURTS DURING 1991**

Family	Juvenile	Probate	Felony	Misdemeanors	Small Claims	Ordinance Violations	Traffic Violations	Conservation Violations	Total		County	Circuit
21	9	167	26	41	52	—	—	—	437 Pending at Start Marshall	... 10th
40	25	79	60	151	129	18	2022	45	2,714 Filed		
0	0	0	2	0	0	0	0	0	2 Reinstated		
0	0	0	0	0	0	—	—	—	0 Transferred		
40	25	79	62	151	129	18	2022	45	2,716 Net Added		
46	22	72	60	141	150	15	2246	53	2,960 Disposed Of		
0	0	0	0	0	0	—	—	—	0 Adjustment		
15	12	174	28	51	31	—	—	—	422 Pending at End		
-6	3	7	2	10	-21	—	—	—	(15) Inventory (+ or -)		
20%	0%	59%	0%	29%	19%	—	—	—	40%	% Pending More Than 12 Months		
2827	490	2451	373	557	2014	—	—	—	12,241 Pending at Start Peoria	... 10th
2254	612	825	1104	2832	7529	3692	28838	143	52,059 Filed		
1	43	0	-7	7	6	0	0	0	64 Reinstated		
0	0	0	-70	70	0	—	—	—	0 Transferred		
2255	655	825	1027	2909	7535	3692	28838	143	52,123 Net Added		
1390	392	629	1031	2331	7274	2704	36198	94	55,597 Disposed Of		
0	0	0	306	0	0	—	—	—	306 Adjustment		
3692	753	2647	675	1135	2275	—	—	—	15,396 Pending at End		
865	263	196	302	578	261	—	—	—	3,155 Inventory (+ or -)		
69%	43%	73%	94%	46%	11%	—	—	—	54%	% Pending More Than 12 Months		
10	2	62	4	10	24	—	—	—	198 Pending at Start Putnam	... 10th
16	8	28	10	34	70	22	446	15	720 Filed		
0	0	0	0	0	0	0	0	0	0 Reinstated		
0	0	0	0	0	0	—	—	—	0 Transferred		
16	8	28	10	34	70	22	446	15	720 Net Added		
15	4	16	9	36	63	19	461	11	703 Disposed Of		
0	0	0	0	0	0	—	—	—	0 Adjustment		
11	6	74	5	8	31	—	—	—	223 Pending at End		
1	4	12	1	-2	7	—	—	—	25 Inventory (+ or -)		
82%	0%	64%	40%	25%	35%	—	—	—	55%	% Pending More Than 12 Months		
7	15	106	10	33	10	—	—	—	225 Pending at Start Stark	... 10th
16	22	34	11	77	59	22	506	15	827 Filed		
0	0	0	0	0	0	0	0	0	0 Reinstated		
0	0	0	-1	1	0	—	—	—	0 Transferred		
16	22	34	10	78	59	22	506	15	827 Net Added		
15	21	31	13	63	52	21	511	11	803 Disposed Of		
0	0	0	0	0	0	—	—	—	0 Adjustment		
8	16	109	7	48	17	—	—	—	249 Pending at End		
1	1	3	-3	15	7	—	—	—	24 Inventory (+ or -)		
25%	44%	72%	43%	25%	12%	—	—	—	49%	% Pending More Than 12 Months		
390	194	2215	159	325	238	—	—	—	4,689 Pending at Start Tazewell	... 10th
755	249	470	438	910	1372	1466	19297	191	27,118 Filed		
0	0	0	9	0	2	0	0	0	17 Reinstated		
0	0	0	-53	53	0	—	—	—	0 Transferred		
755	249	470	394	963	1374	1466	19297	191	27,135 Net Added		
1017	225	351	360	974	1343	1519	19280	184	27,184 Disposed Of		
0	0	0	0	0	0	—	—	—	(1) Adjustment		
128	218	2334	193	314	269	—	—	—	4,668 Pending at End		
-262	24	119	34	-11	31	—	—	—	(21) Inventory (+ or -)		
7%	21%	82%	5%	27%	2%	—	—	—	54%	% Pending More Than 12 Months		
3255	710	5001	572	966	2338	—	—	—	17,790 Pending at Start Circuit Total	... 10th
3081	916	1436	1623	4004	9159	5220	51109	409	83,438 Filed		
1	43	0	4	7	8	19	689	1	792 Reinstated		
0	0	0	-124	124	0	—	—	—	0 Transferred		
3082	959	1436	1503	4135	9167	5239	51798	410	84,230 Net Added		
2483	664	1099	1473	3545	8882	4278	58696	353	87,247 Disposed Of		
0	0	0	306	0	0	—	—	—	305 Adjustment		
3854	1005	5338	908	1556	2623	—	—	—	20,958 Pending at End		
599	295	337	336	590	285	—	—	—	3,168 Inventory (+ or -)		
69%	50%	55%	9%	54%	17%	—	—	—	54%	% Pending More Than 12 Months		

ADMINISTRATIVE OFFICE OF THE TREND OF ALL CASES IN THE CIRCUIT

Circuit	County		Law Over \$15,000		Law \$15,000 or Less		Chancery	Miscellaneous Remedy	Eminent Domain	Tax	Municipal Corporations	Mental Health	Dissolution of Marriage
			Jury	Non- Jury	Jury	Non- Jury							
11th ...	Ford	Pending at Start.....	27	23	2	34	30	5	0	18	0	0	34
		Filed.....	14	15	0	35	14	21	0	6	0	0	68
		Reinstated.....	0	0	0	0	0	0	0	0	0	0	0
		Transferred.....	0	0	0	0	0	0	0	0	0	0	0
		Net Added.....	14	15	0	35	14	21	0	6	0	0	68
		Disposed Of.....	20	10	1	34	12	24	0	18	0	0	58
		Adjustment.....	0	0	0	0	0	0	0	0	0	0	0
		Pending at End.....	21	28	1	35	32	2	0	6	0	0	44
		Inventory (+ or -).....	-6	5	-1	1	2	-3	0	-12	0	0	10
		% Pending More Than 12 Months.....	67%	50%	100%	71%	78%	100%	0%	0%	0%	0%	45%
11th ...	Livingston	Pending at Start.....	88	47	8	60	108	74	2	9	2	5	149
		Filed.....	38	19	3	125	35	71	2	7	1	4	275
		Reinstated.....	0	0	1	3	0	0	0	0	0	0	2
		Transferred.....	0	-1	4	-3	0	0	0	0	0	0	0
		Net Added.....	38	18	8	125	35	71	2	7	1	4	277
		Disposed Of.....	46	25	5	122	34	92	4	8	2	3	216
		Adjustment.....	5	-5	0	0	0	0	0	0	0	0	0
		Pending at End.....	85	35	11	63	109	53	0	8	1	6	210
		Inventory (+ or -).....	-3	-12	3	3	1	-21	-2	-1	-1	1	61
		% Pending More Than 12 Months.....	61%	60%	55%	41%	74%	32%	0%	100%	0%	67%	40%
11th ...	Logan	Pending at Start.....	60	14	2	42	42	26	4	5	0	1	134
		Filed.....	29	13	0	147	20	56	0	6	1	3	222
		Reinstated.....	0	0	0	0	0	0	0	0	0	0	0
		Transferred.....	0	0	0	0	0	0	0	0	0	0	0
		Net Added.....	29	13	0	147	20	56	0	6	1	3	222
		Disposed Of.....	33	9	2	147	9	59	0	5	1	1	238
		Adjustment.....	0	0	0	0	0	0	0	0	0	0	0
		Pending at End.....	56	18	0	42	53	23	4	6	0	3	118
		Inventory (+ or -).....	-4	4	-2	0	11	-3	0	1	0	2	-16
		% Pending More Than 12 Months.....	46%	50%	0%	31%	70%	39%	100%	67%	0%	0%	26%
11th ...	McLean.....	Pending at Start.....	421	99	37	399	228	97	13	0	4	3	235
		Filed.....	188	121	18	570	123	183	15	0	4	17	614
		Reinstated.....	30	9	0	137	0	1	0	0	0	0	3
		Transferred.....	11	-9	13	-15	0	0	0	0	0	0	0
		Net Added.....	229	121	31	692	123	184	15	0	4	17	617
		Disposed Of.....	223	92	30	871	112	188	16	0	5	20	593
		Adjustment.....	3	-2	0	0	0	-4	-2	0	0	0	0
		Pending at End.....	430	126	38	220	239	89	10	0	3	0	259
		Inventory (+ or -).....	9	27	1	-179	11	-8	-3	0	-1	-3	24
		% Pending More Than 12 Months.....	60%	35%	39%	26%	63%	29%	0%	0%	0%	0%	11%
11th ...	Woodford	Pending at Start.....	28	5	3	17	13	4	6	7	2	0	47
		Filed.....	36	18	0	64	15	15	0	6	4	0	134
		Reinstated.....	0	0	1	0	0	0	0	0	0	0	0
		Transferred.....	0	0	0	0	0	0	0	0	0	0	0
		Net Added.....	36	18	1	64	15	15	0	6	4	0	134
		Disposed Of.....	15	15	4	56	18	13	5	8	3	0	124
		Adjustment.....	0	0	0	0	0	0	0	0	0	0	0
		Pending at End.....	49	8	0	25	10	6	1	5	3	0	57
		Inventory (+ or -).....	21	3	-3	8	-3	2	-5	-2	1	0	10
		% Pending More Than 12 Months.....	33%	25%	0%	8%	10%	33%	100%	0%	0%	0%	0%
11th ...	Circuit Total	Pending at Start.....	624	188	52	552	421	206	25	39	8	9	599
		Filed.....	305	186	21	941	207	346	17	25	10	24	1313
		Reinstated.....	30	9	2	140	0	1	0	0	0	0	5
		Transferred.....	11	-10	17	-18	0	0	0	0	0	0	0
		Net Added.....	346	185	40	1063	207	347	17	25	10	24	1318
		Disposed Of.....	337	151	42	1230	185	376	25	39	11	24	1229
		Adjustment.....	8	-7	0	0	0	-4	-2	0	0	0	0
		Pending at End.....	641	215	50	385	443	173	15	25	7	9	688
		Inventory (+ or -).....	17	27	-2	-167	22	-33	-10	-14	-1	0	89
		% Pending More Than 12 Months.....	53%	36%	44%	39%	64%	51%	69%	50%	25%	44%	15%

**ILLINOIS COURTS
COURTS DURING 1991**

Family	Juvenile	Probate	Felony	Misdemeanors	Small Claims	Ordinance Violations	Traffic Violations	Conservation Violations	Total		County	Circuit
17	17	199	39	47	78	—	—	—	570Pending at Start Ford	... 11th
26	33	77	90	279	141	55	2844	188	3,906 Filed		
0	0	0	0	0	0	0	0	0	0Reinstated		
0	0	0	-1	1	0	—	—	—	0 Transferred		
26	33	77	89	280	141	55	2844	188	3,906 Net Added		
20	33	47	90	214	183	63	3566	26	4,419 Disposed Of		
0	0	0	-3	3	0	—	—	—	0 Adjustment		
23	17	229	35	116	36	—	—	—	625 Pending at End		
6	0	30	-4	69	-42	—	—	—	55 Inventory (+ or -)		
										% Pending More		
52%	41%	69%	3%	13%	0%	—	—	—	47% Than 12 Months		
96	43	789	107	206	88	—	—	—	1,881 Pending at Start Livingston	... 11th
103	104	223	261	749	745	482	6994	70	10,311 Filed		
0	0	0	10	0	12	0	0	0	28Reinstated		
0	0	0	0	0	0	—	—	—	0 Transferred		
103	104	223	271	749	757	482	6994	70	10,339 Net Added		
106	95	256	249	625	747	444	6636	69	9,784 Disposed Of		
0	0	0	0	0	0	—	—	—	0 Adjustment		
93	52	756	129	330	98	—	—	—	2,039 Pending at End		
-3	9	-33	22	124	10	—	—	—	158 Inventory (+ or -)		
										% Pending More		
66%	12%	76%	8%	37%	2%	—	—	—	54% Than 12 Months		
84	63	1003	61	106	230	—	—	—	1,877 Pending at Start Logan	... 11th
219	79	149	162	380	692	140	6496	25	8,839 Filed		
0	0	0	0	0	0	0	0	0	0Reinstated		
0	0	0	0	0	0	—	—	—	— Transferred		
219	79	149	162	380	692	140	6496	25	8,839 Net Added		
247	70	122	149	409	645	141	5201	27	7,515 Disposed Of		
0	0	0	0	0	0	—	—	—	0 Adjustment		
56	72	1030	74	77	277	—	—	—	1,909 Pending at End		
-28	9	27	13	-29	47	—	—	—	32 Inventory (+ or -)		
										% Pending More		
21%	47%	87%	4%	5%	54%	—	—	—	65% Than 12 Months		
272	69	1149	564	1254	607	—	—	—	5,451 Pending at Start McLean	... 11th
384	213	355	961	2367	3192	904	38716	111	49,056 Filed		
12	0	0	32	151	446	19	689	1	1,530Reinstated		
0	0	0	-169	169	0	—	—	—	0 Transferred		
396	213	355	824	2687	3638	923	39405	112	50,586 Net Added		
355	188	340	743	2558	3601	978	37908	90	48,911 Disposed Of		
0	0	0	0	0	0	—	—	—	(5) Adjustment		
313	94	1164	645	1383	644	—	—	—	5,657 Pending at End		
41	25	15	81	129	37	—	—	—	206 Inventory (+ or -)		
										% Pending More		
60%	19%	79%	9%	13%	8%	—	—	—	35% Than 12 Months		
13	27	187	28	68	30	—	—	—	485 Pending at Start Woodford	... 11th
142	55	140	159	396	171	17	7888	44	9,304 Filed		
0	0	0	0	0	0	0	0	0	1Reinstated		
0	0	0	0	0	0	—	—	—	0 Transferred		
142	55	140	159	396	171	17	7888	44	9,305 Net Added		
133	52	119	128	358	143	11	6372	22	7,599 Disposed Of		
0	0	0	0	0	0	—	—	—	0 Adjustment		
22	30	208	59	106	58	—	—	—	647 Pending at End		
9	3	21	31	38	28	—	—	—	162 Inventory (+ or -)		
										% Pending More		
18%	27%	52%	0%	57%	34%	—	—	—	23% Than 12 Months		
482	219	3327	799	1681	1033	—	—	—	10,264 Pending at Start Circuit Total	... 11th
874	484	944	1633	4171	4941	1598	62938	438	81,416 Filed		
12	0	0	42	151	458	19	689	1	1,559Reinstated		
0	0	0	-170	170	0	—	—	—	0 Transferred		
886	484	944	1505	4492	5399	1617	63627	439	82,975 Net Added		
861	438	884	1359	4164	5319	1637	59683	234	78,228 Disposed Of		
0	0	0	-3	3	0	—	—	—	(5) Adjustment		
507	265	3387	942	2012	1113	—	—	—	10,877 Pending at End		
25	46	60	143	331	80	—	—	—	613 Inventory (+ or -)		
										% Pending More		
54%	21%	77%	11%	14%	19%	—	—	—	45% Than 12 Months		

ADMINISTRATIVE OFFICE OF THE TREND OF ALL CASES IN THE CIRCUIT

Circuit	County		Law Over \$15,000		Law \$15,000 or Less		Chancery	Miscellaneous Remedy	Eminent Domain	Tax	Municipal Corporations	Mental Health	Dissolution of Marriage
			Jury	Non- Jury	Jury	Non- Jury							
12th ...	Will	Pending at Start	925	406	41	583	647	558	55	422	19	12	1395
		Filed	606	618	13	3223	818	2902	82	241	3	110	1613
		Reinstated	25	7	16	143	1	6	1	0	0	0	4
		Transferred	0	0	0	0	0	0	0	0	0	0	0
		Net Added	631	625	29	3366	819	2908	83	241	3	110	1617
		Disposed Of	712	178	62	3271	489	2350	28	318	4	97	1642
		Adjustment	0	0	0	0	0	0	0	0	-4	0	0
		Pending at End	844	853	8	678	977	1116	110	345	14	25	1370
		Inventory (+ or -)	-81	447	-33	95	330	558	55	-77	-5	13	-25
		% Pending More Than 12 Months	27%	49%	50%	23%	40%	34%	35%	52%	79%	20%	25%
12th ...	Circuit Total	Pending at Start	925	406	41	583	647	558	55	422	19	12	1395
		Filed	606	618	13	3223	818	2902	82	241	3	110	1613
		Reinstated	25	7	16	143	1	6	1	0	0	0	4
		Transferred	0	0	0	0	0	0	0	0	0	0	0
		Net Added	631	625	29	3366	819	2908	83	241	3	110	1617
		Disposed Of	712	178	62	3271	489	2350	28	318	4	97	1642
		Adjustment	0	0	0	0	0	0	0	0	-4	0	0
		Pending at End	844	853	8	678	977	1116	110	345	14	25	1370
		Inventory (+ or -)	-81	447	-33	95	330	558	55	-77	-5	13	-25
		% Pending More Than 12 Months	27%	49%	50%	23%	40%	34%	35%	52%	79%	20%	25%
13th ...	Bureau	Pending at Start	95	17	1	23	27	19	6	8	0	0	76
		Filed	45	27	2	135	30	50	2	14	0	0	198
		Reinstated	2	0	0	4	2	2	1	1	0	0	4
		Transferred	2	-1	0	0	0	0	0	0	0	0	0
		Net Added	49	26	2	139	32	52	3	15	0	0	202
		Disposed Of	62	23	1	135	39	47	6	17	0	0	189
		Adjustment	0	0	0	0	0	0	0	0	0	0	0
		Pending at End	82	20	2	27	20	24	3	6	0	0	89
		Inventory (+ or -)	-13	3	1	4	-7	5	-3	-2	0	0	13
		% Pending More Than 12 Months	57%	15%	0%	4%	40%	25%	100%	83%	0%	0%	16%
13th ...	Grundy	Pending at Start	106	44	4	49	47	20	0	6	0	0	77
		Filed	47	39	0	120	29	40	5	4	4	4	213
		Reinstated	3	0	0	1	1	0	0	0	0	0	1
		Transferred	0	0	0	0	0	0	0	0	0	0	0
		Net Added	50	39	0	121	30	40	5	4	4	4	214
		Disposed Of	62	36	2	116	25	30	2	2	3	4	208
		Adjustment	4	-2	3	-1	-1	1	0	0	0	0	5
		Pending at End	98	45	5	53	51	31	3	8	1	0	88
		Inventory (+ or -)	-8	1	1	4	4	11	3	2	1	0	11
		% Pending More Than 12 Months	56%	44%	60%	33%	71%	50%	0%	75%	0%	0%	26%
13th ...	LaSalle	Pending at Start	561	71	19	152	132	55	8	22	0	0	220
		Filed	261	85	7	572	142	150	9	52	0	6	679
		Reinstated	3	7	0	17	0	2	1	0	0	0	12
		Transferred	6	-6	5	-5	0	0	0	0	0	0	0
		Net Added	270	86	12	584	142	152	10	52	0	6	691
		Disposed Of	270	88	18	588	146	147	7	52	0	6	681
		Adjustment	-16	0	2	1	-3	2	1	0	0	0	-2
		Pending at End	545	69	15	149	125	62	12	22	0	0	228
		Inventory (+ or -)	-16	-2	-4	-3	-7	7	4	0	0	0	8
		% Pending More Than 12 Months	57%	30%	33%	19%	34%	47%	42%	36%	0%	0%	16%
13th ...	Circuit Total	Pending at Start	762	132	24	224	206	94	14	36	0	0	373
		Filed	353	151	9	827	201	240	16	70	4	10	1090
		Reinstated	8	7	0	22	3	4	2	1	0	0	17
		Transferred	8	-7	5	-5	0	0	0	0	0	0	0
		Net Added	369	151	14	844	204	244	18	71	4	10	1107
		Disposed Of	394	147	21	839	210	224	15	71	3	10	1078
		Adjustment	-12	-2	5	0	-4	3	1	0	0	0	3
		Pending at End	725	134	22	229	196	117	18	36	1	0	405
		Inventory (+ or -)	-37	2	-2	5	-10	23	4	0	1	0	32
		% Pending More Than 12 Months	49%	40%	33%	32%	24%	35%	64%	39%	0%	0%	16%

**ILLINOIS COURTS
COURTS DURING 1991**

Family	Juvenile	Probate	Felony	Misdemeanors	Small Claims	Ordinance Violations	Traffic Violations	Conservation Violations	Total		County	Circuit
491	390	3314	1121	1898	1413	—	—	—	13,690 Pending at Start Will	... 12th
1198	487	732	1422	2239	5795	6214	79900	349	108,565 Filed		
2	60	7	227	214	269	30	2045	0	3,057 Reinstated		
0	0	0	0	0	0	—	—	—	0 Transferred		
1200	547	739	1649	2453	6064	6244	81945	349	111,622 Net Added		
392	373	393	1817	2515	6164	6610	87205	326	114,946 Disposed Of		
-10	0	-409	0	0	0	—	—	—	(423) Adjustment		
1289	564	3251	953	1836	1313	—	—	—	15,546 Pending at End		
798	174	-63	-168	-62	-100	—	—	—	1,856 Inventory (+ or -)		
										% Pending More		
41%	43%	31%	56%	31%	83%	—	—	—	47% Than 12 Months		
491	390	3314	1121	1898	1413	—	—	—	13,690 Pending at Start Circuit Total	... 12th
1198	487	732	1422	2239	5795	6214	79900	349	108,565 Filed		
2	60	7	227	214	269	30	2045	0	3,057 Reinstated		
0	0	0	0	0	0	—	—	—	0 Transferred		
1200	547	739	1649	2453	6064	6244	81945	349	111,622 Net Added		
392	373	393	1817	2515	6164	6610	87205	326	114,946 Disposed Of		
-10	0	-409	0	0	0	—	—	—	(423) Adjustment		
1289	564	3251	953	1836	1313	—	—	—	15,546 Pending at End		
798	174	-63	-168	-62	-100	—	—	—	1,856 Inventory (+ or -)		
										% Pending More		
41%	43%	31%	56%	31%	83%	—	—	—	47% Than 12 Months		
23	37	594	27	152	138	—	—	—	1,243 Pending at Start Bureau	... 13th
80	68	156	111	923	772	165	7215	51	10,044 Filed		
0	12	5	1	33	4	0	15	0	86 Reinstated		
0	0	0	-7	7	-1	—	—	—	0 Transferred		
80	80	161	105	963	775	165	7230	51	10,130 Net Added		
82	88	189	102	956	761	172	7279	47	10,195 Disposed Of		
0	0	0	0	0	0	—	—	—	0 Adjustment		
21	29	566	30	159	152	—	—	—	1,230 Pending at End		
-2	-8	-28	3	7	14	—	—	—	(13) Inventory (+ or -)		
										% Pending More		
19%	10%	77%	0%	0%	2%	—	—	—	43% Than 12 Months		
47	68	315	76	283	87	—	—	—	1,229 Pending at Start Grundy	... 13th
134	66	118	102	870	409	39	10192	205	12,640 Filed		
0	0	0	0	0	1	0	0	0	7 Reinstated		
0	0	0	0	0	0	—	—	—	0 Transferred		
134	66	118	102	870	410	39	10192	205	12,647 Net Added		
150	70	154	1501	769	376	27	9624	203	13,364 Disposed Of		
0	0	2	1401	2	0	—	—	—	1,414 Adjustment		
31	64	281	78	386	121	—	—	—	1,344 Pending at End		
-16	-4	-34	2	103	34	—	—	—	115 Inventory (+ or -)		
										% Pending More		
16%	49%	65%	31%	33%	11%	—	—	—	41% Than 12 Months		
112	119	1741	100	146	463	—	—	—	3,921 Pending at Start LaSalle	... 13th
453	306	351	452	1561	2778	1648	19632	366	29,510 Filed		
7	0	2	6	39	64	0	0	0	160 Reinstated		
0	0	0	0	0	0	—	—	—	0 Transferred		
460	306	353	458	1600	2842	1648	19632	366	29,670 Net Added		
450	286	373	404	1426	2792	1371	18890	303	28,298 Disposed Of		
-2	2	-4	7	17	-3	—	—	—	2 Adjustment		
120	141	1717	161	337	510	—	—	—	4,213 Pending at End		
8	22	-24	61	191	47	—	—	—	292 Inventory (+ or -)		
										% Pending More		
10%	8%	82%	1%	2%	3%	—	—	—	46% Than 12 Months		
182	224	2650	203	581	688	—	—	—	6,393 Pending at Start Circuit Total	... 13th
667	440	625	665	3354	3959	1852	37039	622	52,194 Filed		
7	12	7	7	72	69	0	15	0	253 Reinstated		
0	0	0	-7	7	-1	—	—	—	0 Transferred		
674	452	632	665	3433	4027	1852	37054	622	52,447 Net Added		
682	444	716	2007	3151	3929	1570	35793	553	51,857 Disposed Of		
-2	2	-2	1408	19	-3	—	—	—	1,416 Adjustment		
172	234	2564	269	882	783	—	—	—	6,787 Pending at End		
-10	10	-86	66	301	95	—	—	—	394 Inventory (+ or -)		
										% Pending More		
17%	19%	77%	11%	16%	2%	—	—	—	45% Than 12 Months		

ADMINISTRATIVE OFFICE OF THE TREND OF ALL CASES IN THE CIRCUIT

Circuit	County		Law Over \$15,000		Law \$15,000 or Less		Chancery	Miscellaneous Remedy	Eminent Domain	Tax	Municipal Corporations	Mental Health	Dissolution of Marriage
			Jury	Non- Jury	Jury	Non- Jury							
14th ...	Henry	Pending at Start.....	73	43	18	139	37	47	2	27	0	0	95
		Filed	19	44	6	287	44	95	5	10	0	5	256
		Reinstated	0	0	0	0	1	0	0	0	0	0	1
		Transferred	11	- 11	1	- 1	0	0	0	0	0	0	0
		Net Added	30	33	7	286	45	95	5	10	0	5	257
		Disposed Of	32	25	12	232	48	102	1	11	0	5	255
		Adjustment	0	0	0	7	- 1	0	0	1	0	0	0
		Pending at End	71	51	13	200	33	40	6	27	0	0	97
		Inventory (+ or-).....	- 2	8	- 5	61	- 4	- 7	4	0	0	0	2
		% Pending More Than 12 Months	66%	49%	57%	21%	39%	33%	33%	89%	0%	0%	9%
14th ...	Mercer	Pending at Start.....	27	16	1	14	19	3	1	10	0	0	48
		Filed	5	16	0	37	14	17	1	8	0	1	98
		Reinstated	0	0	0	0	0	0	0	0	0	0	0
		Transferred	0	0	0	0	0	0	0	0	0	0	0
		Net Added	5	16	0	37	14	17	1	8	0	1	98
		Disposed Of	6	17	1	30	18	17	1	8	0	1	94
		Adjustment	0	- 4	0	0	- 1	0	0	0	0	0	0
		Pending at End	26	11	0	21	14	3	1	10	0	0	52
		Inventory (+ or-).....	- 1	- 5	- 1	7	- 5	0	0	0	0	0	4
		% Pending More Than 12 Months	62%	45%	0%	24%	64%	0%	0%	60%	0%	0%	31%
14th ...	Rock Island	Pending at Start.....	475	211	21	522	218	228	53	175	0	3	544
		Filed	227	140	3	1167	155	227	32	94	0	0	1026
		Reinstated	6	2	0	6	2	0	0	0	0	0	11
		Transferred	5	- 5	14	- 14	0	0	0	0	0	0	0
		Net Added	238	137	17	1159	157	227	32	94	0	0	1037
		Disposed Of	260	186	14	1247	147	171	14	50	0	0	985
		Adjustment	0	0	0	0	0	- 17	0	0	0	0	0
		Pending at End	453	162	24	434	228	267	71	219	0	3	596
		Inventory (+ or-).....	- 22	- 49	3	- 88	10	39	18	44	0	0	52
		% Pending More Than 12 Months	54%	44%	50%	15%	47%	57%	58%	68%	0%	100%	35%
14th ...	Whiteside	Pending at Start.....	145	34	5	127	55	42	1	37	0	0	256
		Filed	52	65	1	366	77	93	10	6	0	9	325
		Reinstated	0	0	0	0	0	0	0	0	0	0	0
		Transferred	0	0	0	0	0	0	0	0	0	0	0
		Net Added	52	65	1	366	77	93	10	6	0	9	325
		Disposed Of	67	57	1	315	63	81	2	32	0	9	354
		Adjustment	0	0	0	0	0	0	0	0	0	0	0
		Pending at End	130	42	5	178	69	54	9	11	0	0	227
		Inventory (+ or-).....	- 15	8	0	51	14	12	8	- 26	0	0	- 29
		% Pending More Than 12 Months	69%	51%	67%	19%	43%	18%	0%	25%	0%	0%	32%
14th ...	Circuit Total	Pending at Start.....	720	304	45	802	329	320	57	249	0	3	943
		Filed	303	265	10	1857	290	432	48	118	0	15	1705
		Reinstated	6	2	0	6	3	0	0	0	0	0	12
		Transferred	16	- 16	15	- 15	0	0	0	0	0	0	0
		Net Added	325	251	25	1848	293	432	48	118	0	15	1717
		Disposed Of	365	285	28	1824	276	371	18	101	0	15	1688
		Adjustment	0	- 4	0	7	- 2	- 17	0	1	0	0	0
		Pending at End	680	266	42	833	344	364	87	267	0	3	972
		Inventory (+ or-).....	- 40	- 38	- 3	31	15	44	30	18	0	0	29
		% Pending More Than 12 Months	63%	62%	67%	40%	33%	50%	77%	71%	0%	0%	20%
15th ...	Carroll	Pending at Start.....	16	27	0	36	30	27	1	17	0	3	51
		Filed	5	17	3	41	18	18	2	12	0	2	66
		Reinstated	0	0	0	0	0	0	0	0	0	0	0
		Transferred	0	0	0	0	0	0	0	0	0	0	0
		Net Added	5	17	3	41	18	18	2	12	0	2	66
		Disposed Of	8	9	0	25	14	16	1	14	0	0	68
		Adjustment	0	0	0	0	0	4	0	0	0	0	0
		Pending at End	13	35	3	52	34	33	2	15	0	5	49
		Inventory (+ or-).....	- 3	8	3	16	4	6	1	- 2	0	2	- 2
		% Pending More Than 12 Months	77%	54%	67%	52%	71%	73%	50%	67%	0%	60%	49%

**ILLINOIS COURTS
COURTS DURING 1991**

Family	Juvenile	Probate	Felony	Misdemeanors	Small Claims	Ordinance Violations	Traffic Violations	Conservation Violations	Total		County	Circuit
87	9	716	187	331	275	—	—	—	2,086Pending at Start Henry	... 14th
179	101	249	298	740	877	405	9845	50	13,515Filed		
0	0	0	0	0	0	0	0	0	2Reinstated		
0	0	0	0	0	0	—	—	—	0Transferred		
179	101	249	298	740	877	405	9845	50	13,517Net Added		
155	80	212	277	748	920	383	9038	52	12,588Disposed Of		
0	0	0	0	0	0	—	—	—	7Adjustment		
111	30	753	208	323	232	—	—	—	2,195Pending at End		
24	21	37	21	-8	-43	—	—	—	109Inventory (+ or -)		
										% Pending More		
55%	13%	71%	31%	53%	17%	—	—	—	48%Than 12 Months		
15	8	292	36	78	134	—	—	—	702Pending at Start Mercer	... 14th
104	18	81	65	176	251	84	1906	218	3,100Filed		
0	0	0	0	0	0	0	0	0	0Reinstated		
0	0	0	-14	14	0	—	—	—	0Transferred		
104	18	81	51	190	251	84	1906	218	3,100Net Added		
105	7	67	53	196	304	78	1970	209	3,182Disposed Of		
0	0	-70	-6	0	0	—	—	—	(81)Adjustment		
14	19	236	28	72	81	—	—	—	588Pending at End		
-1	11	-56	-8	-6	-53	—	—	—	(114)Inventory (+ or -)		
										% Pending More		
40%	42%	71%	39%	69%	35%	—	—	—	56%Than 12 Months		
574	51	2663	657	2534	957	—	—	—	9,886Pending at Start Rock Island	... 14th
966	195	548	1087	2480	3729	2589	28062	149	42,876Filed		
0	0	0	0	22	13	7	51	0	120Reinstated		
0	0	0	-146	146	0	—	—	—	0Transferred		
966	195	548	941	2648	3742	2596	28113	149	42,996Net Added		
818	182	404	934	3793	3659	2812	28958	187	44,821Disposed Of		
0	0	0	0	0	0	—	—	—	(17)Adjustment		
722	64	2807	664	1389	1040	—	—	—	9,143Pending at End		
148	13	144	7	-1145	83	—	—	—	(743)Inventory (+ or -)		
										% Pending More		
56%	23%	73%	41%	33%	0%	—	—	—	47%Than 12 Months		
122	13	845	72	548	453	—	—	—	2,755Pending at Start Whiteside	... 14th
237	140	247	379	1370	1544	313	9808	57	15,099Filed		
0	0	0	0	0	0	0	0	0	0Reinstated		
0	0	0	-5	5	0	—	—	—	0Transferred		
237	140	247	374	1375	1544	313	9808	57	15,099Net Added		
244	133	214	400	1352	1480	269	9661	54	14,788Disposed Of		
0	0	0	0	0	0	—	—	—	0Adjustment		
115	20	878	46	571	517	—	—	—	2,872Pending at End		
-7	7	33	-26	23	64	—	—	—	117Inventory (+ or -)		
										% Pending More		
55%	13%	73%	25%	57%	67%	—	—	—	48%Than 12 Months		
798	81	4516	952	3491	1819	—	—	—	15,429Pending at Start Circuit Total	... 14th
1486	454	1125	1829	4766	6401	3391	49621	474	74,590Filed		
0	0	0	0	22	13	7	51	0	122Reinstated		
0	0	0	-165	165	0	—	—	—	0Transferred		
1486	454	1125	1664	4953	6414	3398	49672	474	74,712Net Added		
1322	402	897	1664	6089	6363	3542	49627	502	75,379Disposed Of		
0	0	-70	-6	0	0	—	—	—	(91)Adjustment		
962	133	4674	946	2355	1870	—	—	—	14,798Pending at End		
164	52	158	-6	-1136	51	—	—	—	(631)Inventory (+ or -)		
										% Pending More		
57%	24%	82%	41%	25%	4%	—	—	—	46%Than 12 Months		
78	29	357	27	134	74	—	—	—	907Pending at Start Carroll	... 15th
67	59	73	90	285	169	12	2077	60	3,076Filed		
0	0	0	0	0	0	0	0	0	0Reinstated		
0	0	0	0	0	0	—	—	—	0Transferred		
67	59	73	90	285	169	12	2077	60	3,076Net Added		
55	64	236	78	263	150	20	2739	81	3,841Disposed Of		
0	0	0	0	0	0	—	—	—	4Adjustment		
90	24	194	39	156	93	—	—	—	837Pending at End		
12	-5	-163	12	22	19	—	—	—	(70)Inventory (+ or -)		
										% Pending More		
67%	46%	67%	3%	59%	49%	—	—	—	58%Than 12 Months		

ADMINISTRATIVE OFFICE OF THE TREND OF ALL CASES IN THE CIRCUIT

Circuit	County		Law Over \$15,000		Law \$15,000 or Less		Chancery	Miscellaneous Remedy	Eminent Domain	Tax	Municipal Corporations	Mental Health	Dissolution of Marriage
			Jury	Non- Jury	Jury	Non- Jury							
15th ...	JoDavie ss	Pending at Start..... Filed..... Reinstated..... Transferred..... Net Added..... Disposed Of..... Adjustment..... Pending at End..... Inventory (+ or-)..... % Pending More Than 12 Months.....	25 18 0 1 19 13 0 31 6 45%	38 21 1 - 1 21 21 0 38 0 55%	1 2 0 0 2 0 0 3 2 33%	42 61 1 0 62 60 0 44 2 30%	39 54 0 0 54 29 0 64 25 28%	52 77 0 0 77 74 0 55 3 36%	3 6 0 0 6 2 0 7 4 29%	20 38 0 0 38 37 0 21 1 38%	0 0 0 0 0 0 0 0 0 0%	0 0 0 0 0 0 0 0 0 0%	51 96 0 0 96 89 0 58 7 26%
15th ...	Lee	Pending at Start..... Filed..... Reinstated..... Transferred..... Net Added..... Disposed Of..... Adjustment..... Pending at End..... Inventory (+ or-)..... % Pending More Than 12 Months.....	67 29 1 0 30 36 18 79 12 53%	51 48 1 0 49 46 - 18 36 - 15 28%	3 1 0 0 1 2 - 1 - 3 50%	88 175 1 0 176 169 - 10 85 - 3 31%	39 36 0 0 36 22 1 54 15 52%	46 79 3 0 82 73 - 5 50 4 34%	6 2 0 0 2 6 0 7 1 71%	1 6 0 0 6 3 - 1 3 2 33%	1 0 0 0 0 1 1 0 0 100%	8 10 0 0 10 11 - 1 6 - 2 0%	84 225 10 0 235 240 - 11 68 - 16 7%
15th ...	Ogle	Pending at Start..... Filed..... Reinstated..... Transferred..... Net Added..... Disposed Of..... Adjustment..... Pending at End..... Inventory (+ or-)..... % Pending More Than 12 Months.....	55 32 4 11 47 41 0 61 6 49%	35 28 1 - 11 18 22 0 31 - 4 58%	1 0 0 1 1 1 0 1 0 0%	111 206 0 - 1 205 223 0 93 - 18 27%	41 30 2 0 32 31 0 42 1 55%	32 38 1 0 39 48 0 23 - 9 78%	2 1 0 0 1 3 0 0 - 2 0%	44 65 2 0 67 36 0 75 31 33%	0 6 0 0 6 5 0 1 1 0%	0 0 0 0 0 0 0 0 0 0%	115 220 3 0 223 249 0 89 - 26 15%
15th ...	Stephenson	Pending at Start..... Filed..... Reinstated..... Transferred..... Net Added..... Disposed Of..... Adjustment..... Pending at End..... Inventory (+ or-)..... % Pending More Than 12 Months.....	55 10 0 0 10 24 2 43 - 12 47%	49 62 0 0 62 61 0 50 1 42%	1 1 0 0 1 1 0 1 0 0%	82 267 0 0 267 252 0 97 15 11%	26 39 0 0 39 41 0 24 - 2 29%	47 51 0 0 51 65 0 33 - 14 39%	4 6 0 0 6 4 0 6 2 0%	24 19 0 0 19 29 0 14 - 10 7%	0 0 0 0 0 1 0 0 0 0%	0 1 0 0 1 0 0 0 0 0%	105 247 0 0 247 214 0 138 33 16%
15th ...	Circuit Total	Pending at Start..... Filed..... Reinstated..... Transferred..... Net Added..... Disposed Of..... Adjustment..... Pending at End..... Inventory (+ or-)..... % Pending More Than 12 Months.....	218 94 5 12 111 122 20 227 9 60%	200 176 3 - 12 167 159 - 18 190 - 10 51%	6 7 0 1 8 4 0 10 4 100%	359 750 2 - 1 751 729 - 10 371 12 36%	175 177 2 0 179 137 1 218 43 48%	204 263 4 0 267 276 - 1 194 - 10 45%	16 17 0 0 17 11 0 22 6 93%	106 140 2 0 142 119 - 1 128 22 56%	1 6 0 0 6 6 1 2 1 0%	11 13 0 0 13 12 - 1 11 0 27%	406 854 13 0 867 860 - 11 402 - 4 16%
16th ...	DeKalb	Pending at Start..... Filed..... Reinstated..... Transferred..... Net Added..... Disposed Of..... Adjustment..... Pending at End..... Inventory (+ or-)..... % Pending More Than 12 Months.....	222 94 2 7 103 111 0 214 - 8 63%	72 54 5 - 7 52 69 0 55 - 17 47%	31 10 0 2 12 10 0 33 2 64%	164 359 6 - 2 363 356 0 171 7 36%	64 74 3 0 77 65 0 76 12 47%	48 105 0 0 105 102 0 51 3 47%	6 4 0 0 4 3 0 7 1 43%	10 15 0 0 15 18 0 7 - 3 29%	0 0 0 0 0 0 0 0 0 0%	0 12 0 0 12 12 0 0 0 0%	266 379 1 0 380 376 2 272 6 29%

**ILLINOIS COURTS
COURTS DURING 1991**

Family	Juvenile	Probate	Felony	Misdemeanors	Small Claims	Ordinance Violations	Traffic Violations	Conservation Violations	Total		County	Circuit
29	64	353	74	97	96	—	—	—	984Pending at Start JoDaviess	... 15th
31	31	71	148	525	331	417	4475	186	6,588 Filed		
0	0	0	1	0	6	0	0	0	9Reinstated		
0	0	0	-75	75	0	—	—	—	0 Transferred		
31	31	71	74	600	337	417	4475	186	6,597Net Added		
35	18	72	91	583	306	419	4189	223	6,261 Disposed Of		
0	0	0	0	0	0	—	—	—	0 Adjustment		
25	77	352	57	114	127	—	—	—	1,073 Pending at End		
-4	123	-1	-17	17	31	—	—	—	89 Inventory (+ or -)		
										% Pending More		
56%	71%	83%	11%	1%	25%	—	—	—	48% Than 12 Months		
53	40	792	88	436	393	—	—	—	2,196Pending at Start Lee	... 15th
174	129	125	263	1073	927	98	8690	30	12,120 Filed		
2	0	1	34	9	218	0	0	0	280Reinstated		
0	0	0	-49	49	0	—	—	—	0 Transferred		
176	129	126	248	1131	1145	98	8690	30	12,400Net Added		
181	139	100	221	1049	1176	85	7967	29	11,551 Disposed Of		
-22	-5	-15	-30	-117	-45	—	—	—	(260) Adjustment		
26	25	803	85	401	317	—	—	—	2,048 Pending at End		
-27	-15	11	-3	-35	-76	—	—	—	(148) Inventory (+ or -)		
										% Pending More		
15%	0%	86%	8%	46%	21%	—	—	—	53% Than 12 Months		
71	41	355	75	163	85	—	—	—	1,226Pending at Start Ogle	... 15th
211	73	122	128	453	539	482	7463	108	10,205 Filed		
0	0	6	5	2	7	0	0	0	33Reinstated		
0	0	0	0	0	0	—	—	—	0 Transferred		
211	73	128	133	455	546	482	7463	108	10,238Net Added		
233	66	124	164	483	526	456	7093	137	9,941 Disposed Of		
0	0	0	0	0	0	—	—	—	0 Adjustment		
49	48	359	44	135	105	—	—	—	1,156 Pending at End		
-22	7	4	-31	-28	20	—	—	—	(70) Inventory (+ or -)		
										% Pending More		
27%	35%	72%	9%	6%	1%	—	—	—	39% Than 12 Months		
123	84	830	186	492	164	—	—	—	2,272Pending at Start Stephenson	... 15th
315	146	169	375	1721	1267	532	10479	42	15,749 Filed		
0	0	0	0	0	0	0	0	0	0Reinstated		
0	0	0	0	0	0	—	—	—	0 Transferred		
315	146	169	375	1721	1267	532	10479	42	15,749Net Added		
337	181	164	373	1553	1064	558	10472	49	15,443 Disposed Of		
0	0	0	0	0	0	—	—	—	2 Adjustment		
101	49	835	188	660	367	—	—	—	2,606 Pending at End		
-22	-35	5	2	168	203	—	—	—	334 Inventory (+ or -)		
										% Pending More		
12%	18%	83%	9%	19%	21%	—	—	—	39% Than 12 Months		
354	258	2687	450	1322	812	—	—	—	7,585Pending at Start Circuit Total	... 15th
798	438	560	1004	4057	3233	1541	33184	426	47,738 Filed		
2	0	7	40	11	231	0	0	0	322Reinstated		
0	0	0	-124	124	0	—	—	—	0 Transferred		
800	438	567	920	4192	3464	1541	33184	426	48,060Net Added		
841	468	696	927	3931	3222	1538	32460	519	47,037 Disposed Of		
-22	-5	-15	-30	-117	-45	—	—	—	(254) Adjustment		
291	223	2543	413	1466	1009	—	—	—	7,720 Pending at End		
-63	-35	-144	-37	144	197	—	—	—	135 Inventory (+ or -)		
										% Pending More		
36%	30%	77%	18%	67%	24%	—	—	—	47% Than 12 Months		
139	43	642	197	648	340	—	—	—	2892Pending at Start DeKalb	... 16th
178	188	182	385	1246	976	990	16706	100	22057 Filed		
0	0	2	2	17	9	23	191	1	262Reinstated		
0	0	0	0	0	0	—	—	—	0 Transferred		
178	188	184	387	1263	985	1013	16897	101	22319Net Added		
164	145	109	287	881	1014	733	15532	71	20058 Disposed Of		
0	0	0	0	0	0	—	—	—	2 Adjustment		
153	86	717	297	1030	311	—	—	—	3480 Pending at End		
14	43	75	100	382	-29	—	—	—	588 Inventory (+ or -)		
										% Pending More		
72%	16%	78%	21%	39%	31%	—	—	—	47% Than 12 Months		

ADMINISTRATIVE OFFICE OF THE TREND OF ALL CASES IN THE CIRCUIT

Circuit	County		Law Over \$15,000		Law \$15,000 or Less		Chancery	Miscellaneous Remedy	Eminent Domain	Tax	Municipal Corporations	Mental Health	Dissolution of Marriage
			Jury	Non- Jury	Jury	Non- Jury							
16th ...	Kane	Pending at Start.....	931	486	33	1252	259	128	18	86	3	59	1188
		Filed.....	583	586	33	4334	493	477	42	129	5	501	2062
		Reinstated.....	42	20	93	9	17	5	0	1	0	0	70
		Transferred.....	116	- 116	90	- 90	0	0	0	0	0	0	0
		Net Added.....	741	490	216	4253	510	482	42	130	5	501	2132
		Disposed Of.....	651	517	32	4383	443	448	19	108	4	523	1533
		Adjustment.....	- 147	116	- 149	89	- 14	- 18	- 3	- 1	0	- 15	- 364
		Pending at End.....	874	575	68	1211	312	144	38	107	4	22	1423
		Inventory (+ or -).....	- 57	89	35	- 41	53	16	20	21	1	- 37	235
		% Pending More Than 12 Months.....	47%	31%	65%	15%	20%	17%	16%	33%	50%	0%	30%
16th ...	Kendall	Pending at Start.....	33	16	2	31	18	10	4	3	0	0	82
		Filed.....	35	43	0	172	32	32	3	1	0	5	216
		Reinstated.....	0	0	0	0	0	0	0	0	0	0	4
		Transferred.....	2	- 1	2	- 3	0	0	0	0	0	0	0
		Net Added.....	37	42	2	169	32	32	3	1	0	5	220
		Disposed Of.....	39	48	4	162	30	33	5	2	0	5	210
		Adjustment.....	0	0	0	0	0	0	0	0	0	0	0
		Pending at End.....	31	10	0	38	20	9	2	2	0	0	92
		Inventory (+ or -).....	- 2	- 6	- 2	7	2	- 1	- 2	- 1	0	0	10
		% Pending More Than 12 Months.....	13%	0%	0%	0%	5%	22%	0%	50%	0%	0%	3%
16th ...	Circuit Total	Pending at Start.....	1186	574	66	1447	341	186	28	99	3	59	1536
		Filed.....	712	683	43	4865	599	614	49	145	5	518	2657
		Reinstated.....	44	25	93	15	20	5	0	1	0	0	75
		Transferred.....	125	- 124	94	- 95	0	0	0	0	0	0	0
		Net Added.....	881	584	230	4785	619	619	49	146	5	518	2732
		Disposed Of.....	801	634	46	4901	538	583	27	128	4	540	2119
		Adjustment.....	- 147	116	- 149	89	- 14	- 18	- 3	- 1	0	- 15	- 362
		Pending at End.....	1119	640	101	1420	408	204	47	116	4	22	1787
		Inventory (+ or -).....	- 67	66	35	- 27	67	18	19	17	1	- 37	251
		% Pending More Than 12 Months.....	45%	34%	55%	17%	21%	32%	54%	16%	67%	68%	21%
17th ...	Boone	Pending at Start.....	54	38	2	76	33	15	0	2	0	0	168
		Filed.....	33	45	0	184	33	26	4	1	0	3	174
		Reinstated.....	0	0	0	0	0	0	0	0	0	0	0
		Transferred.....	0	0	1	- 1	0	0	0	0	0	0	0
		Net Added.....	33	45	1	183	33	26	4	1	0	3	174
		Disposed Of.....	21	28	1	187	29	24	3	3	0	3	155
		Adjustment.....	0	0	0	0	0	0	0	0	0	0	0
		Pending at End.....	66	55	2	72	37	17	1	0	0	0	187
		Inventory (+ or -).....	12	17	0	- 4	4	2	1	- 2	0	0	19
		% Pending More Than 12 Months.....	56%	51%	50%	21%	51%	53%	0%	0%	0%	0%	47%
17th ...	Winnebago.....	Pending at Start.....	995	517	47	1411	323	168	18	42	2	1	1487
		Filed.....	433	309	46	3073	400	235	7	87	1	423	1666
		Reinstated.....	5	2	0	25	13	2	0	0	0	0	12
		Transferred.....	42	- 42	28	- 28	0	0	0	0	0	0	0
		Net Added.....	480	269	74	3070	413	237	7	87	1	423	1678
		Disposed Of.....	470	358	70	2663	338	165	12	69	1	422	1801
		Adjustment.....	0	0	0	0	0	0	0	0	0	- 1	0
		Pending at End.....	1005	428	51	1818	398	240	13	60	2	1	1364
		Inventory (+ or -).....	10	- 89	4	407	75	72	- 5	18	0	0	- 123
		% Pending More Than 12 Months.....	60%	59%	25%	52%	51%	53%	62%	38%	100%	0%	24%
17th ...	Circuit Total	Pending at Start.....	1049	555	49	1487	356	183	18	44	2	1	1655
		Filed.....	466	354	46	3257	433	261	11	88	1	426	1840
		Reinstated.....	5	2	0	25	13	2	0	0	0	0	12
		Transferred.....	42	- 42	29	- 29	0	0	0	0	0	0	0
		Net Added.....	513	314	75	3253	446	263	11	88	1	426	1852
		Disposed Of.....	491	386	71	2850	367	189	15	72	1	425	1956
		Adjustment.....	0	0	0	0	0	0	0	0	0	- 1	0
		Pending at End.....	1071	483	53	1890	435	257	14	60	2	1	1551
		Inventory (+ or -).....	22	- 72	4	403	79	74	- 4	16	0	0	- 104
		% Pending More Than 12 Months.....	67%	61%	29%	39%	43%	48%	17%	39%	50%	0%	37%

**ILLINOIS COURTS
COURTS DURING 1991**

Family	Juvenile	Probate	Felony	Misdemeanors	Small Claims	Ordinance Violations	Traffic Violations	Conservation Violations	Total		County	Circuit
1265 1404 41 0 1445 963 - 166 1581 316 58%	659 579 0 0 579 545 1 694 35 53%	1641 664 2 0 666 609 6 1704 63 65%	1229 2171 58 0 2229 1755 - 189 1514 285 24%	2247 7031 44 0 7075 6308 - 369 2645 398 33%	2102 6077 139 0 6216 6207 - 282 1829 - 273 14%	- 7327 132 - 7459 7114 - - - -	- 74775 463 - 75238 73745 - - - -	- 178 5 - 183 148 - - - -	13586 109451 1141 0 110592 106055 - 1505 14745 1159 36%Pending at StartFiledReinstatedTransferredNet AddedDisposed OfAdjustment Pending at EndInventory (+ or -) % Pending More Than 12 Months Kane	... 16th
24 97 1 0 98 86 0 36 12 5%	11 63 0 0 63 36 0 38 27 8%	80 75 0 0 75 80 0 75 - 5 40%	45 154 5 0 159 161 0 43 - 2 2%	103 520 16 0 536 468 0 171 68 2%	117 344 2 0 346 381 0 82 - 35 1%	- 39 0 - 39 47 - - - -	- 6871 0 - 6871 6774 - - - -	- 110 0 - 110 97 - - - -	579 8812 28 0 8840 8668 0 649 70 8%Pending at StartFiledReinstatedTransferredNet AddedDisposed OfAdjustment Pending at EndInventory (+ or -) % Pending More Than 12 Months Kendall	... 16th
1428 1679 42 0 1721 1213 - 166 1770 342 40%	713 830 0 0 830 726 1 818 105 43%	2363 921 4 0 925 798 6 2496 133 64%	1471 2710 65 0 2775 2203 - 189 1854 383 29%	2998 8797 77 0 8874 7657 - 369 3846 848 93%	2559 7397 150 0 7547 7602 - 282 2222 - 337 15%	- 8356 155 - 8511 7894 - - - -	- 98352 654 - 99006 96051 - - - -	- 388 6 - 394 316 - - - -	17057 140320 1431 0 141751 134781 - 1503 18874 1817 33%Pending at StartFiledReinstatedTransferredNet AddedDisposed OfAdjustment Pending at EndInventory (+ or -) % Pending More Than 12 Months Circuit Total	... 16th
64 132 0 0 132 102 0 94 30 64%	89 43 2 0 45 57 0 77 - 12 53%	180 100 0 0 100 198 0 82 - 98 48%	169 169 21 0 190 209 0 150 - 19 33%	241 728 0 0 728 717 0 252 11 28%	192 434 0 0 434 492 0 134 - 58 23%	- 37 0 - 37 100 - - - -	- 8236 0 - 8236 8107 - - - -	- 42 0 - 42 49 - - - -	1323 10424 23 0 10447 10485 0 1226 - 97 40%Pending at StartFiledReinstatedTransferredNet AddedDisposed OfAdjustment Pending at EndInventory (+ or -) % Pending More Than 12 Months Boone	... 17th
4221 1918 0 0 1918 2376 0 3763 - 458 71%	291 587 0 0 587 513 0 365 74 33%	3249 677 12 0 689 371 0 3567 318 83%	1162 2740 0 - 374 2366 1751 0 1777 615 27%	8639 11317 56 374 11747 10019 0 10367 1728 48%	3829 5335 33 0 5368 5584 0 3613 - 216 52%	- 1854 0 - 1854 2037 - - - -	- 59130 0 - 59130 54045 - - - -	- 454 0 - 454 449 - - - -	26402 90692 160 0 90852 83514 - 1 28832 2430 54%Pending at StartFiledReinstatedTransferredNet AddedDisposed OfAdjustment Pending at EndInventory (+ or -) % Pending More Than 12 Months Winnebago	... 17th
4285 2050 0 0 2050 2478 0 3857 - 428 81%	380 630 2 0 632 570 0 442 62 38%	3429 777 12 0 789 569 0 3649 220 74%	1331 2909 21 - 374 2556 1960 0 1927 596 20%	8880 12045 56 374 12475 10736 0 10619 1739 51%	4021 5769 33 0 5802 6076 0 3747 - 274 50%	- 1891 0 - 1891 2137 - - - -	- 67366 0 - 67366 62152 - - - -	- 496 0 - 496 498 - - - -	27725 101116 183 0 101299 93999 - 1 30058 2333 56%Pending at StartFiledReinstatedTransferredNet AddedDisposed OfAdjustment Pending at EndInventory (+ or -) % Pending More Than 12 Months Circuit Total	... 17th

ADMINISTRATIVE OFFICE OF THE TREND OF ALL CASES IN THE CIRCUIT

Circuit	County		Law Over \$15,000		Law \$15,000 or Less		Chancery	Miscellaneous Remedy	Eminent Domain	Tax	Municipal Corporations	Mental Health	Dissolution of Marriage
			Jury	Non- Jury	Jury	Non- Jury							
18th ...	DuPage	Pending at Start	1771	910	136	1907	755	201	119	539	4	5	1979
		Filed	704	1981	50	8326	1200	781	41	250	5	170	3192
		Reinstated	159	220	64	467	75	15	4	3	7	0	346
		Transferred	984	- 984	240	- 240	0	0	0	0	0	0	0
		Net Added	1847	1217	354	8553	1275	796	45	253	12	170	3538
		Disposed Of	1728	995	348	8754	1110	690	88	210	10	165	3400
		Adjustment	0	0	0	0	0	0	0	0	0	0	0
		Pending at End	1890	1132	142	1706	920	307	76	582	6	10	2117
		Inventory (+ or -)	119	222	6	- 201	165	106	- 43	43	2	5	138
		% Pending More Than 12 Months	45%	20%	20%	5%	28%	22%	57%	68%	28%	0%	19%
18th ...	Circuit Total	Pending at Start	1771	910	136	1907	755	201	119	539	4	5	1979
		Filed	704	1981	50	8326	1200	781	41	250	5	170	3192
		Reinstated	159	220	64	467	75	15	4	3	7	0	346
		Transferred	984	- 984	240	- 240	0	0	0	0	0	0	0
		Net Added	1847	1217	354	8553	1275	796	45	253	12	170	3538
		Disposed Of	1728	995	348	8754	1110	690	88	210	10	165	3400
		Adjustment	0	0	0	0	0	0	0	0	0	0	0
		Pending at End	1890	1132	142	1706	920	307	76	582	6	10	2117
		Inventory (+ or -)	119	222	6	- 201	165	106	- 43	43	2	5	138
		% Pending More Than 12 Months	45%	20%	20%	5%	28%	22%	57%	68%	28%	0%	19%
19th ...	Lake	Pending at Start	1234	589	54	750	600	241	61	42	5	2	1056
		Filed	741	1323	44	4328	944	694	77	5	6	59	2910
		Reinstated	128	77	34	330	76	12	14	0	1	1	82
		Transferred	535	- 532	90	- 93	0	0	0	0	0	0	0
		Net Added	1404	868	168	4565	1020	706	91	5	7	60	2992
		Disposed Of	1328	798	167	4524	902	745	93	10	8	62	2834
		Adjustment	0	0	0	0	0	33	0	0	0	0	0
		Pending at End	1310	659	55	791	718	235	59	37	4	0	1214
		Inventory (+ or -)	76	70	1	41	118	- 6	- 2	- 5	- 1	- 2	158
		% Pending More Than 12 Months	26%	12%	20%	3%	19%	17%	15%	91%	25%	0%	7%
19th ...	McHenry	Pending at Start	411	259	37	449	277	189	14	5	7	3	656
		Filed	280	283	28	1171	367	170	8	1	3	16	1144
		Reinstated	4	12	1	46	1	1	0	3	0	0	15
		Transferred	0	0	0	0	0	0	0	0	0	0	0
		Net Added	284	295	29	1217	368	171	8	4	3	16	1159
		Disposed Of	204	241	43	1312	324	220	10	1	1	15	1175
		Adjustment	0	0	0	0	0	0	0	0	0	0	0
		Pending at End	491	313	23	354	321	140	12	8	9	4	640
		Inventory (+ or -)	80	54	- 14	- 95	44	- 49	- 2	3	2	1	- 16
		% Pending More Than 12 Months	58%	33%	48%	20%	45%	51%	41%	100%	88%	50%	17%
19th ...	Circuit Total	Pending at Start	1645	848	91	1199	877	430	75	47	12	5	1712
		Filed	1021	1606	72	5499	1311	864	85	6	9	75	4054
		Reinstated	132	89	35	376	77	13	14	3	1	1	97
		Transferred	535	- 532	90	- 93	0	0	0	0	0	0	0
		Net Added	1688	1163	197	5782	1388	877	99	9	10	76	4151
		Disposed Of	1532	1039	210	5836	1226	965	103	11	9	77	4009
		Adjustment	0	0	0	0	0	33	0	0	0	0	0
		Pending at End	1801	972	78	1145	1039	375	71	45	13	4	1854
		Inventory (+ or -)	156	124	- 13	- 54	162	- 55	- 4	- 2	1	- 1	142
		% Pending More Than 12 Months	36%	19%	36%	11%	22%	30%	19%	91%	33%	60%	10%
20th ...	Monroe	Pending at Start	45	25	4	46	21	6	6	4	6	1	52
		Filed	35	26	0	52	23	51	1	4	5	1	102
		Reinstated	0	0	0	0	0	0	0	0	0	0	0
		Transferred	0	0	0	0	0	0	0	0	0	0	0
		Net Added	35	26	0	52	23	51	1	4	5	1	102
		Disposed Of	32	19	2	66	17	47	1	4	7	0	91
		Adjustment	9	0	0	0	0	0	0	0	0	0	0
		Pending at End	57	32	2	32	27	10	6	4	4	2	63
		Inventory (+ or -)	12	7	- 2	- 14	6	4	0	0	- 2	1	11
		% Pending More Than 12 Months	49%	56%	50%	31%	52%	0%	83%	75%	0%	50%	30%

**ILLINOIS COURTS
COURTS DURING 1991**

Family	Juvenile	Probate	Felony	Misdemeanors	Small Claims	Ordinance Violations	Traffic Violations	Conservation Violations	Total		County	Circuit
654	520	1471	1003	2195	2827	—	—	—	16996 Pending at Start DuPage	... 18th
1532	1183	1243	3077	18997	8786	58949	94052	443	204962 Filed		
12	44	2	474	620	237	0	0	0	2749 Reinstated		
0	0	0	-336	336	0	—	—	—	0 Transferred		
1544	1227	1245	3215	19953	9023	58949	94052	443	207711 Net Added		
1808	1030	1432	3211	20026	9107	66184	108873	650	229819 Disposed Of		
0	0	0	0	0	0	—	—	—	0 Adjustment		
390	717	1284	1007	2122	2743	—	—	—	17151 Pending at End		
-264	197	-187	4	-73	-84	—	—	—	155 Inventory (+ or -)		
										% Pending More		
22%	26%	39%	9%	8%	3%	—	—	—	21% Than 12 Months		
654	520	1471	1003	2195	2827	—	—	—	16996 Pending at Start Circuit Total	... 18th
1532	1183	1243	3077	18997	8786	58949	94052	443	204962 Filed		
12	44	2	474	620	237	0	0	0	2749 Reinstated		
0	0	0	-336	336	0	—	—	—	0 Transferred		
1544	1227	1245	3215	19953	9023	58949	94052	443	207711 Net Added		
1808	1030	1432	3211	20026	9107	66184	108873	650	229819 Disposed Of		
0	0	0	0	0	0	—	—	—	0 Adjustment		
390	717	1284	1007	2122	2743	—	—	—	17151 Pending at End		
-264	197	-187	4	-73	-84	—	—	—	155 Inventory (+ or -)		
										% Pending More		
22%	26%	39%	9%	8%	3%	—	—	—	21% Than 12 Months		
947	183	2783	589	996	1414	—	—	—	11546 Pending at Start Lake	... 19th
2616	715	1152	2690	5420	6605	12025	147588	2460	192402 Filed		
1	0	29	470	739	325	0	0	0	2319 Reinstated		
0	0	0	-554	554	0	—	—	—	0 Transferred		
2617	715	1181	2606	6713	6930	12025	147588	2460	194721 Net Added		
2785	702	1055	2394	6333	7147	10396	133613	1271	177167 Disposed Of		
0	0	64	-204	-157	0	—	—	—	-264 Adjustment		
779	196	2973	597	1219	1197	—	—	—	12043 Pending at End		
-168	13	190	8	223	-217	—	—	—	497 Inventory (+ or -)		
										% Pending More		
11%	1%	75%	4%	4%	0%	—	—	—	26% Than 12 Months		
150	88	893	252	1278	892	—	—	—	5860 Pending at Start McHenry	... 19th
403	235	372	701	2938	2964	3223	52770	6582	73659 Filed		
1	1	0	25	0	39	0	0	0	149 Reinstated		
0	0	0	-50	50	0	—	—	—	0 Transferred		
404	236	372	676	2988	3003	3223	52770	6582	73808 Net Added		
355	223	553	679	3416	3109	2694	46884	496	61955 Disposed Of		
0	0	0	0	0	1	—	—	—	1 Adjustment		
199	101	712	249	850	787	—	—	—	5213 Pending at End		
49	13	-181	-3	-428	-105	—	—	—	-647 Inventory (+ or -)		
										% Pending More		
18%	3%	58%	18%	5%	1%	—	—	—	26% Than 12 Months		
1097	271	3676	841	2274	2306	—	—	—	17406 Pending at Start Circuit Total	... 19th
3019	950	1524	3391	8358	9569	15248	200358	9042	266061 Filed		
2	1	29	495	739	364	0	0	0	2468 Reinstated		
0	0	0	-604	604	0	—	—	—	0 Transferred		
3021	951	1553	3282	9701	9933	15248	200358	9042	268529 Net Added		
3140	925	1608	3073	9749	10256	13090	180497	1767	239122 Disposed Of		
0	0	64	-204	-157	1	—	—	—	-263 Adjustment		
978	297	3685	846	2069	1984	—	—	—	17256 Pending at End		
-119	26	9	5	-205	-322	—	—	—	-150 Inventory (+ or -)		
										% Pending More		
23%	8%	70%	10%	16%	3%	—	—	—	28% Than 12 Months		
28	13	202	37	64	81	—	—	—	641 Pending at Start Monroe	... 20th
24	70	86	87	239	231	168	2694	25	3924 Filed		
0	0	0	0	0	0	0	0	0	0 Reinstated		
0	0	0	0	0	0	—	—	—	0 Transferred		
24	70	86	87	239	231	168	2694	25	3924 Net Added		
27	51	94	78	215	211	59	2639	31	3691 Disposed Of		
0	0	0	0	0	0	—	—	—	9 Adjustment		
25	32	194	46	88	101	—	—	—	725 Pending at End		
-3	19	-8	9	24	20	—	—	—	84 Inventory (+ or -)		
										% Pending More		
44%	28%	60%	89%	34%	36%	—	—	—	42% Than 12 Months		

ADMINISTRATIVE OFFICE OF THE TREND OF ALL CASES IN THE CIRCUIT

Circuit	County		Law Over \$15,000		Law \$15,000 or Less		Chancery	Miscellaneous Remedy	Eminent Domain	Tax	Municipal Corporations	Mental Health	Dissolution of Marriage
			Jury	Non- Jury	Jury	Non- Jury							
20th ...	Perry	Pending at Start.....	29	89	1	83	71	30	0	38	0	0	124
		Filed.....	15	22	0	46	29	19	0	5	0	0	135
		Reinstated.....	0	0	0	0	0	0	0	0	0	0	0
		Transferred.....	0	0	0	0	0	0	0	0	0	0	0
		Net Added.....	15	22	0	46	29	19	0	5	0	0	135
		Disposed Of.....	21	19	0	32	41	22	0	14	0	0	121
		Adjustment.....	0	0	0	0	0	0	0	0	0	0	0
		Pending at End.....	23	92	1	97	59	27	0	29	0	0	138
		Inventory (+ or -).....	-6	3	0	14	-12	-3	0	-9	0	0	14
		% Pending More Than 12 Months.....	52%	84%	100%	77%	67%	74%	0%	100%	0%	0%	71%
20th ...	Randolph	Pending at Start.....	84	52	3	50	67	62	3	28	1	4	294
		Filed.....	34	31	3	109	34	71	0	20	0	258	186
		Reinstated.....	1	0	0	0	0	0	0	0	0	0	0
		Transferred.....	18	-18	1	-1	0	0	0	0	0	0	0
		Net Added.....	53	13	4	108	34	71	0	20	0	258	186
		Disposed Of.....	49	19	4	83	59	79	2	37	0	245	374
		Adjustment.....	0	0	0	0	0	0	0	0	0	0	0
		Pending at End.....	88	46	3	75	42	54	1	11	1	17	106
		Inventory (+ or -).....	4	-6	0	25	-25	-8	-2	-17	0	13	-188
		% Pending More Than 12 Months.....	60%	67%	0%	39%	960%	35%	100%	0%	100%	0%	37%
20th ...	St. Clair	Pending at Start.....	1527	540	83	1001	304	196	19	1570	0	0	579
		Filed.....	534	959	65	2739	641	303	13	318	0	0	1589
		Reinstated.....	0	0	0	0	0	0	0	0	0	0	240
		Transferred.....	85	-85	9	-9	0	0	0	0	0	0	0
		Net Added.....	619	874	74	2730	641	303	13	318	0	0	1829
		Disposed Of.....	644	431	87	2816	573	300	16	286	0	0	1614
		Adjustment.....	0	0	0	0	0	0	0	0	0	0	0
		Pending at End.....	1502	983	70	915	372	199	16	1602	0	0	794
		Inventory (+ or -).....	-25	443	-13	-86	68	3	-3	32	0	0	215
		% Pending More Than 12 Months.....	71%	62%	48%	31%	67%	49%	35%	94%	0%	0%	46%
20th ...	Washington	Pending at Start.....	24	24	4	21	13	9	0	1	0	0	22
		Filed.....	7	11	0	54	15	11	4	8	0	0	72
		Reinstated.....	0	0	0	0	0	0	0	0	0	0	0
		Transferred.....	3	-3	3	-3	0	0	0	0	0	0	0
		Net Added.....	10	8	3	51	15	11	4	8	0	0	72
		Disposed Of.....	18	22	3	53	9	12	1	7	0	0	63
		Adjustment.....	0	0	-1	2	0	0	-1	0	0	0	0
		Pending at End.....	16	10	3	21	19	8	3	1	0	0	31
		Inventory (+ or -).....	-8	-14	-1	0	6	-1	3	0	0	0	9
		% Pending More Than 12 Months.....	69%	50%	100%	16%	47%	38%	0%	0%	0%	0%	23%
20th ...	Circuit Total	Pending at Start.....	1709	730	95	1201	476	303	28	1641	7	5	1071
		Filed.....	625	1049	68	3000	742	455	18	355	5	259	2084
		Reinstated.....	1	0	0	0	0	0	0	0	0	0	240
		Transferred.....	106	-106	13	-13	0	0	0	0	0	0	0
		Net Added.....	732	943	81	2987	742	455	18	355	5	259	2324
		Disposed Of.....	764	510	96	3050	699	460	20	348	7	245	2263
		Adjustment.....	9	0	-1	2	0	0	-1	0	0	0	0
		Pending at End.....	1686	1163	79	1140	519	298	26	1647	5	19	1132
		Inventory (+ or -).....	-23	433	-16	-61	43	-5	-2	6	-2	14	61
		% Pending More Than 12 Months.....	57%	41%	24%	29%	41%	47%	43%	84%	14%	0%	41%
21st ...	Iroquois	Pending at Start.....	88	66	25	132	89	67	15	8	0	0	126
		Filed.....	19	28	0	87	23	26	0	17	0	0	156
		Reinstated.....	0	0	0	0	0	0	0	0	0	0	0
		Transferred.....	8	-8	5	-5	0	0	0	0	0	0	0
		Net Added.....	27	20	5	82	23	26	0	17	0	0	156
		Disposed Of.....	42	39	1	152	56	29	0	14	0	0	147
		Adjustment.....	0	0	0	0	0	0	0	0	0	0	0
		Pending at End.....	73	47	29	62	56	64	15	11	0	0	135
		Inventory (+ or -).....	-15	-19	4	-70	-33	-3	0	3	0	0	9
		% Pending More Than 12 Months.....	68%	70%	90%	52%	79%	86%	100%	18%	0%	0%	45%

**ILLINOIS COURTS
COURTS DURING 1991**

Family	Juvenile	Probate	Felony	Misdemeanors	Small Claims	Ordinance Violations	Traffic Violations	Conservation Violations	Total		County	Circuit
122 61 0 0 61 44 0 139 17 78%	33 23 0 0 23 16 0 40 7 75%	377 58 0 0 58 45 0 390 13 87%	63 144 0 0 144 129 0 78 15 28%	132 229 0 0 229 186 0 175 43 38%	253 185 0 0 185 345 0 93 -160 52%	— 183 0 — 183 220 — — — —	— 2812 0 — 2812 2814 — — — —	— 39 0 — 39 36 — — — —	1445 4005 0 0 4005 4105 0 1381 -64 70% Pending at Start Filed Reinstated Transferred Net Added Disposed Of Adjustment Pending at End Inventory (+ or -) % Pending More Than 12 Months Perry	... 20th
231 95 0 0 95 248 0 78 -153 50%	30 68 0 0 68 58 0 40 10 30%	832 119 0 0 119 564 0 387 -445 75%	67 192 6 0 198 204 0 61 -6 3%	139 528 0 0 528 507 0 160 21 32%	329 503 3 0 506 705 0 130 -199 9%	— 196 0 — 196 114 — — — —	— 3307 0 — 3307 3227 — — — —	— 118 0 — 118 102 — — — —	2276 5872 10 0 5882 6680 0 1300 -976 46% Pending at Start Filed Reinstated Transferred Net Added Disposed Of Adjustment Pending at End Inventory (+ or -) % Pending More Than 12 Months Randolph	... 20th
4023 2842 0 0 0 2842 4157 0 2708 -1315 79%	410 884 0 0 0 884 995 0 299 -111 58%	3252 931 0 0 931 1505 3164 0 1019 -2233 85%	475 1530 0 -25 1505 1549 0 431 -44 18%	9423 7208 0 25 7233 8641 0 8015 -1408 68%	3242 6721 0 0 6721 7658 0 2305 -937 41%	— 1809 0 — 1809 1412 — — — —	— 49173 0 — 49173 42509 — — — —	— 171 0 — 171 2777 — — — —	26644 78430 240 0 78670 79629 0 21230 -5414 68% Pending at Start Filed Reinstated Transferred Net Added Disposed Of Adjustment Pending at End Inventory (+ or -) % Pending More Than 12 Months St. Clair	... 20th
13 33 0 0 33 33 0 13 0 54%	11 12 0 0 12 10 0 13 2 38%	328 71 0 0 71 126 0 273 -55 78%	23 53 1 0 54 61 0 16 -7 0%	22 77 0 0 77 85 0 14 -8 0%	30 255 0 0 255 246 0 39 9 5%	— 3 0 — 3 1 — — — —	— 2283 0 — 2283 1830 — — — —	— 17 0 — 17 16 — — — —	545 2986 1 0 2987 2596 0 480 -65 56% Pending at Start Filed Reinstated Transferred Net Added Disposed Of Adjustment Pending at End Inventory (+ or -) % Pending More Than 12 Months Washington	... 20th
4417 3055 0 0 3055 4509 0 2963 -1454 67%	497 1057 0 0 1057 1130 0 424 -73 39%	4991 1265 0 0 1265 3993 0 2263 -2728 77%	665 2006 7 -25 1988 2021 0 632 -33 11%	9780 8281 0 25 8306 9634 0 8452 -1328 45%	3935 7895 3 0 7898 9165 0 2668 -1267 18%	— 2359 0 — 2359 1806 — — — —	— 60269 0 — 60269 53019 — — — —	— 370 0 — 370 2962 — — — —	31551 95217 251 0 95468 96701 9 25116 -6435 51% Pending at Start Filed Reinstated Transferred Net Added Disposed Of Adjustment Pending at End Inventory (+ or -) % Pending More Than 12 Months Circuit Total	... 20th
99 66 0 0 66 118 0 47 -52 66%	70 75 0 0 75 52 0 93 23 58%	708 146 0 0 146 145 0 709 1 84%	156 100 0 0 100 100 0 156 0 62%	78 465 0 0 465 422 0 121 43 19%	222 379 0 0 379 444 0 157 -65 39%	— 30 0 — 30 3 — — — —	— 7321 0 — 7321 5800 — — — —	— 73 0 — 73 46 — — — —	1949 9011 0 0 9011 7610 0 1775 -174 66% Pending at Start Filed Reinstated Transferred Net Added Disposed Of Adjustment Pending at End Inventory (+ or -) % Pending More Than 12 Months Iroquois	... 21st

ADMINISTRATIVE OFFICE OF THE TREND OF ALL CASES IN THE CIRCUIT

Circuit	County		Law Over \$15,000		Law \$15,000 or Less		Chancery	Miscellaneous Remedy	Eminent Domain	Tax	Municipal Corporations	Mental Health	Dissolution of Marriage
			Jury	Non- Jury	Jury	Non- Jury							
21st ...	Kankakee	Pending at Start	375	292	149	579	609	345	10	206	0	0	532
		Filed	161	84	1	1090	257	358	23	48	0	30	651
		Reinstated	0	0	0	0	0	0	0	0	0	0	0
		Transferred	48	- 48	33	- 33	0	0	0	0	0	0	0
		Net Added	209	36	34	1057	257	358	23	48	0	30	651
		Disposed Of	170	38	70	1042	126	253	0	15	0	30	521
		Adjustment	0	0	0	0	0	0	0	0	0	0	0
		Pending at End	414	290	113	594	740	450	33	239	0	0	662
		Inventory (+ or -)	39	- 2	- 36	15	131	105	23	33	0	0	130
		% Pending More Than 12 Months	62%	75%	68%	76%	75%	65%	30%	82%	0%	0%	49%
21st ...	Circuit Total	Pending at Start	463	358	174	711	698	412	25	214	0	0	658
		Filed	180	112	1	1177	280	384	23	65	0	30	807
		Reinstated	0	0	0	0	0	0	0	0	0	0	0
		Transferred	56	- 56	38	- 38	0	0	0	0	0	0	0
		Net Added	236	56	39	1139	280	384	23	65	0	30	807
		Disposed Of	212	77	71	1194	182	282	0	29	0	30	668
		Adjustment	0	0	0	0	0	0	0	0	0	0	0
		Pending at End	487	337	142	656	796	514	48	250	0	0	797
		Inventory (+ or -)	24	- 21	- 32	- 55	98	102	23	36	0	0	139
		% Pending More Than 12 Months	59%	77%	43%	70%	70%	63%	64%	72%	0%	0%	39%
	Downstate	Pending at Start	20686	10913	1306	17672	9292	6608	785	4983	201	452	20950
		Filed	9070	10779	506	45610	9120	11897	583	2426	170	4053	37373
		Reinstated	615	488	223	1399	334	68	43	16	8	1	872
		Transferred	2745	- 2738	646	- 651	0	0	0	0	0	0	0
		Net Added	12430	8529	1375	46358	9454	11965	626	2442	178	4054	38245
		Disposed Of	11788	6983	1358	44671	8240	10660	567	2431	189	4011	36224
		Adjustment	204	- 173	- 149	244	- 29	- 39	- 1	2	- 5	- 19	- 430
		Pending at End	21532	12286	1174	19603	10477	7874	843	4996	185	476	22541
		Inventory (+ or -)	846	1373	- 132	1931	1185	1266	58	13	- 16	24	1591
		% Pending More Than 12 Months	52%	52%	49%	36%	46%	44%	58%	57%	58%	49%	28%
	Cook	Pending at Start	44676	11288	23857	280569	15164	3217	518	75240	324	70	19226
		Filed	3516	17247	611	201067	12567	1919	163	37758	43	5627	19924
		Reinstated	2231	1877	9781	13113	995	114	8	24	0	0	519
		Transferred	10002	- 10002	11942	- 11816	0	0	0	0	0	0	0
		Net Added	15749	9122	22334	202364	13562	2033	171	37782	43	5627	20443
		Disposed Of	22540	9342	17979	192525	14211	2532	196	41466	33	5574	18557
		Adjustment	0	8	- 2136	- 47844	0	16	5	- 664	0	- 6	0
		Pending at End	37885	11076	26076	242564	14515	2734	498	70892	334	117	21112
		Inventory (+ or -)	- 6791	- 212	2219	- 38005	- 649	- 483	- 20	- 4348	10	47	1886
		% Pending More Than 12 Months	75%	31%	70%	68%	45%	N/A	N/A	N/A	N/A	N/A	31%
	State	Pending at Start	65362	22201	25163	298241	24456	9825	1303	80223	525	522	40176
		Filed	12586	28026	1117	246677	21687	13816	746	40184	213	9680	57297
		Reinstated	2846	2365	10004	14512	1329	182	51	40	8	1	1391
		Transferred	12747	- 12740	12588	- 12467	0	0	0	0	0	0	0
		Net Added	28179	17651	23709	248722	23016	13998	797	40224	221	9681	58688
		Disposed Of	34328	16325	19337	237196	22451	13192	763	43897	222	9585	54781
		Adjustment	204	- 165	- 2285	- 47600	- 29	- 23	4	- 662	- 5	- 25	- 430
		Pending at End	59417	23362	27250	262167	24992	10608	1341	75888	519	593	43653
		Inventory (+ or -)	- 5945	1161	2087	- 36074	536	783	38	- 4335	- 6	71	3477
		% Pending More Than 12 Months	64%	42%	60%	52%	46%	—	—	—	—	—	30%

"Pending at End" figures are adjusted to physical inventories taken by the Clerks of the Circuit Court staff when necessary.

#Ordinance and Conversation Violations are included in the Misdemeanor category for Cook County

Notes: Cook County Misdemeanors are counted by charges not cases. Felony Preliminary Hearing cases, included on Page two (2) of Cook County report, not recorded here in trend of cases.

(a)The Adjustment column does not arithmetically balance the figures shown for each circuit; it reconciles arithmetical differences in the pending caseload resulting from computer adjustments or physical inventories during 1991, except in Ordinance, Traffic and Conservation Violations, for which a pending count is not maintained.

**ILLINOIS COURTS
COURTS DURING 1991**

Family	Juvenile	Probate	Felony	Misdemeanors	Small Claims	Ordinance Violations	Traffic Violations	Conservation Violations	Total		County	Circuit
471	142	2607	374	1714	792	—	—	—	9197 Pending at Start Kankakee	... 21st
353	278	435	1119	2618	3418	118	17538	199	28779 Filed		
0	0	0	0	0	0	0	0	0	0 Reinstated		
0	0	0	- 110	110	0	—	—	—	0 Transferred		
353	278	435	1009	2728	3418	118	17538	199	28779 Net Added		
216	208	197	713	2256	3174	104	16161	192	25486 Disposed Of		
0	0	0	17	- 17	0	—	—	—	0 Adjustment		
608	212	2845	687	2169	1036	—	—	—	11092 Pending at End		
137	70	238	313	455	244	—	—	—	1895 Inventory (+ or -)		
										% Pending More		
67%	35%	86%	25%	46%	52%	—	—	—	63% Than 12 Months		
570	212	3315	530	1792	1014	—	—	—	11146 Pending at Start Circuit Total	... 21st
419	353	581	1219	3083	3797	148	24859	272	37790 Filed		
0	0	0	0	0	0	0	0	0	0 Reinstated		
0	0	0	- 110	110	0	—	—	—	0 Transferred		
419	353	581	1109	3193	3797	148	24859	272	37790 Net Added		
334	260	342	813	2678	3618	107	21961	238	33096 Disposed Of		
0	0	0	17	- 17	0	—	—	—	0 Adjustment		
655	305	3554	843	2290	1193	—	—	—	12867 Pending at End		
85	93	239	313	498	179	—	—	—	1721 Inventory (+ or -)		
										% Pending More		
68%	37%	83%	27%	45%	57%	—	—	—	63% Than 12 Months		
28518	9512	72051	15623	52552	45992	—	—	—	318096 Pending at Start Downstate	
31207	13247	19838	36947	117149	124177	126629	1204892	19677	1825350 Filed		
95	167	79	1628	2085	1954	236	4209	9	14529 Reinstated		
0	0	0	- 3236	3236	- 2	—	—	—	0 Transferred		
31302	13414	19917	35339	122470	126129	126865	1209101	19686	1839879 Net Added		
32491	12457	22265	34084	119332	124410	129483	1176929	14040	1792613 Disposed Of		
- 224	- 103	- 208	1228	- 509	- 362	—	—	—	- 573 Adjustment		
27105	10366	69495	18106	55181	47349	—	—	—	329589 Pending at End		
- 1413	854	- 2556	2483	2629	1357	—	—	—	11493 Inventory (+ or -)		
										% Pending More		
49%	34%	68%	18%	36%	32%	—	—	—	48% Than 12 Months		
40233	26481	24164	18915	422294	4372	—	—	—	1010608 Pending at Start Cook	
20543	26988	12979	35743	277759	14846	#	1632338	#	2321638 Filed		
35309	409	0	6753	980	574	#	0	#	72687 Reinstated		
0	0	0	0	0	- 126	#	—	#	0 Transferred		
55852	27397	12979	42496	278739	15294	#	1632338	#	2394325 Net Added		
54732	20922	12233	42086	338130	15466	#	2018089	#	2826613 Disposed Of		
43	20	- 13	- 93	117686	179	—	—	—	67158 Adjustment		
41353	32976	24897	19232	480589	4379	—	—	—	1031229 Pending at End		
1120	6495	733	317	58295	7	—	—	—	20621 Inventory (+ or -)		
										% Pending More		
N/A	16%	73%	29%	20%	N/A	—	—	—	N/A Than 12 Months		
68751	35993	96215	34538	474846	50364	—	—	—	1328704 Pending at Start State	
51750	40235	32817	72690	394908	139023	126629	2837230	19677	4146988 Filed		
35404	576	79	8381	3065	2528	236	4209	9	87216 Reinstated		
0	0	0	- 3236	3236	- 128	—	—	—	0 Transferred		
87154	40811	32896	77835	401209	141423	126865	2841439	19686	4234204 Net Added		
87223	33379	34498	76170	457462	139876	129483	3195018	14040	4619226 Disposed Of		
- 224	- 83	- 221	1135	117177	- 183	—	—	—	66585 Adjustment		
68458	43342	94392	37338	535770	51728	—	—	—	1360818 Pending at End		
- 293	7349	- 1823	2800	60924	1364	—	—	—	32114 Inventory (+ or -)		
										% Pending More		
—	25%	71%	24%	28%	—	—	—	—	— Than 12 Months		

**SUMMARY REPORT ON LAW JURY CASES DISPOSED OF
IN THE CIRCUIT COURTS OF ILLINOIS DURING 1991**

Circuit	Total Law Jury Cases Disposed Of			Number of Law Jury Cases Terminated By Verdict			Average Time Elapsed in Months For All Case Terminated by Verdict
	Law Over \$15,000	Law \$15,000 Or Less	Total	Law Over \$15,000	Law \$15,000 Or Less	Total	
1st	323	14	337	17	2	19	29.6
2nd	228	10	238	13	0	13	29.5
3rd	1,251	198	1,449	76	2	78	39.3
4th	294	17	311	27	2	29	21.6
5th	248	12	260	15	1	16	34.6
6th	588	13	601	40	2	42	27.9
7th	309	18	327	29	1	30	46.2
8th	152	15	167	10	3	13	26.9
9th	161	16	177	17	1	18	31.9
10th	776	46	822	21	0	21	30.1
11th	337	42	379	29	1	30	33.2
12th	712	62	774	57	4	61	19.8
13th	394	21	415	27	0	27	29.7
14th	365	28	393	16	0	16	33.0
15th	122	4	126	9	1	10	27.6
16th	801	46	847	71	3	74	25.9
17th	491	71	562	13	0	13	35.6
18th	1,728	348	2,076	57	13	70	21.6
19th	1,532	210	1,742	64	5	69	20.3
20th	764	96	860	34	2	36	34.8
21st	212	71	283	1	0	1	52.5
Downstate Total	11,788	1,358	13,146	643	43	686	28.7
Cook County	22,540	17,979	40,519	637	472	1,109	53.0
State Total	34,328	19,337	53,665	1,280	515	1,795	40.9

STATISTICAL REPORT ON LAW JURY CASES DISPOSED OF DURING 1991

Circuit	County	Law Jury Cases Disposed Of			Number of Law Jury Cases Terminated by Verdict			Time Lapse For All Law Jury Cases Terminated by Verdict										
		Law Over \$15,000	Law \$15,000 or Less	Total	Law Over \$15,000	Law \$15,000 or Less	Total	Under 1 Year	1 Year to 1-1/2 Yrs	1-1/2 Yrs to 2 Years	2 Years to 2-1/2 Yrs	2-1/2 Yrs to 3 Years	3 Years to 3-1/2 Yrs	3-1/2 Yrs to 4 Years	Over 4 Years	Average Time Lapse in Months		
																Law Over \$15,000	Law \$15,000 or Less	Total
1st ...	Alexander	1	0	1	0	0	0	0	0	0	0	0	0	0	0	0.0	0.0	0.0
	Jackson	97	3	100	7	1	8	2	1	1	1	0	0	1	2	34.0	26.3	33.0
	Johnson	16	1	17	2	0	2	0	0	1	0	0	1	0	0	29.3	0.0	29.3
	Massac	14	0	14	0	0	0	0	0	0	0	0	0	0	0	0.0	0.0	0.0
	Pope	2	0	2	0	0	0	0	0	0	0	0	0	0	0	0.0	0.0	0.0
	Pulaski	9	0	9	1	0	1	0	0	0	1	0	0	0	0	28.2	0.0	28.2
	Saline	25	2	27	1	0	1	0	0	0	0	1	0	0	0	35.3	0.0	35.3
	Union	14	0	14	1	0	1	1	0	0	0	0	0	0	0	11.2	0.0	11.2
	Williamson	145	8	153	5	1	6	1	1	1	0	2	0	1	0	23.3	47.4	27.3
1st ...	Circuit Total	323	14	337	17	2	19	4	2	3	2	3	1	2	2	28.7	36.9	29.6
2nd ..	Crawford	19	1	20	1	0	1	0	0	0	0	1	0	0	0	31.5	0	31.5
	Edwards	0	0	0	0	0	0	0	0	0	0	0	0	0	0	0.0	0.0	0.0
	Franklin	74	3	77	6	0	6	0	0	1	2	2	0	0	1	32.2	0.0	32.2
	Gallatin	3	0	3	0	0	0	0	0	0	0	0	0	0	0	0.0	0.0	0.0
	Hamilton	6	1	7	0	0	0	0	0	0	0	0	0	0	0	0.0	0.0	0.0
	Hardin	3	0	3	0	0	0	0	0	0	0	0	0	0	0	0.0	0.0	0.0
	Jefferson	56	1	57	2	0	2	0	2	0	0	0	0	0	0	16.3	0.0	16.3
	Lawrence	11	1	12	0	0	0	0	0	0	0	0	0	0	0	0.0	0.0	0.0
	Richland	17	1	18	0	0	0	0	0	0	0	0	0	0	0	0.0	0.0	0.0
	Wabash	11	1	12	1	0	1	0	0	0	1	0	0	0	0	29.2	0.0	29.2
	Wayne	11	1	12	0	0	0	0	0	0	0	0	0	0	0	0.0	0.0	0.0
	White	17	0	17	3	0	3	0	1	1	0	0	0	0	1	32.1	0.0	32.1
	2nd ... Circuit Total	228	10	238	13	0	13	0	3	2	3	3	0	0	2	29.5	0.0	29.5
3rd ...	Bond	13	5	18	0	1	1	0	1	0	0	0	0	0	0	0.0	16.1	16.1
	Madison	1,238	193	1,431	76	9	85	3	9	10	8	9	11	6	21	40.1	16.0	37.0
3rd ...	Circuit Total	1,251	198	1,449	76	10	86	3	10	10	8	9	11	6	21	40.1	8.0	39.3
4th ...	Christian	39	0	39	2	0	2	0	0	1	0	0	1	0	0	30.8	0.0	30.8
	Clay	9	0	9	0	0	0	0	0	0	0	0	0	0	0	0.0	0.0	0.0
	Clinton	34	4	38	10	2	12	5	0	2	3	2	0	0	0	21.5	7.0	19.1
	Effingham	67	7	74	4	0	4	0	2	1	1	0	0	0	0	17.8	0.0	17.8
	Fayette	11	0	11	3	0	3	0	0	2	1	0	0	0	0	22.7	0.0	22.7
	Jasper	6	2	8	0	0	0	0	0	0	0	0	0	0	0	0.0	0.0	0.0
	Marion	75	2	77	7	0	7	0	1	3	1	1	1	0	0	24.6	0.0	24.6
	Montgomery	35	2	37	1	0	1	0	0	1	0	0	0	0	0	23.7	0.0	23.7
	Shelby	18	0	18	0	0	0	0	0	0	0	0	0	0	0	0.0	0.0	0.0
	4th ... Circuit Total	294	17	311	27	2	29	5	3	10	6	3	2	0	0	22.7	7.0	21.6
5th ...	Clark	16	1	17	1	0	1	0	0	0	0	0	1	0	0	38.0	0.0	38.0
	Coles	89	8	97	5	1	6	0	1	3	0	0	1	0	1	34.8	22.2	32.7
	Cumberland	9	0	9	0	0	0	0	0	0	0	0	0	0	0	0.0	0.0	0.0
	Edgar	19	1	20	0	0	0	0	0	0	0	0	0	0	0	0.0	0.0	0.0
	Vermillion	115	2	117	9	0	9	0	0	1	2	2	2	1	1	35.6	0.0	35.6
5th ...	Circuit Total	248	12	260	15	1	16	0	1	4	2	2	4	1	2	35.5	22.2	34.6

STATISTICAL REPORT ON LAW JURY CASES DISPOSED OF DURING 1991

Circuit	County	Law Jury Cases Disposed Of			Number of Law Jury Cases Terminated by Verdict			Time Lapse For All Law Jury Cases Terminated by Verdict										
		Law Over \$15,000	Law \$15,000 or Less	Total	Law Over \$15,000	Law \$15,000 or Less	Total	Under 1 Year	1 Year to 1-1/2 Yrs	1-1/2 Yrs to 2 Years	2 Years to 2-1/2 Yrs	2-1/2 Yrs to 3 Years	3 Years to 3-1/2 Yrs	3-1/2 Yrs to 4 Years	Over 4 Years	Average Time Lapse in Months		
																Law Over \$15,000	Law \$15,000 or Less	Total
6th ...	Champaign	293	8	301	12	0	12	2	2	0	1	4	2	1	0	28.3	0.0	28.3
	DeWitt	21	0	21	2	0	2	0	0	0	0	0	2	0	0	38.9	0.0	38.9
	Douglas	22	1	23	0	0	0	0	0	0	0	0	0	0	0	0.0	0.0	0.0
	Macon	225	3	228	21	2	23	5	3	4	3	1	3	1	3	28.9	9.4	27.2
	Moultrie	10	1	11	2	0	2	0	1	0	0	1	0	0	0	25.7	0.0	25.7
	Piatt	17	0	17	3	0	3	1	0	0	1	0	0	1	0	25.6	0.0	25.6
6th ...	Circuit Total	588	13	601	40	2	42	8	6	4	5	6	7	3	3	28.8	9.4	27.9
7th ...	Greene	8	0	8	1	0	1	0	0	0	0	0	1	0	0	38.5	0.0	38.5
	Jersey	34	8	42	2	1	3	0	0	1	0	0	0	0	2	68.1	21.0	52.4
	Macoupin	17	0	17	0	0	0	0	0	0	0	0	0	0	0	0.0	0.0	0.0
	Morgan	33	0	33	3	0	3	0	2	1	0	0	0	0	0	17.0	0.0	17.0
	Sangamon	210	10	220	23	0	23	3	0	3	2	2	1	2	10	49.5	0.0	49.5
	Scott	7	0	7	0	0	0	0	0	0	0	0	0	0	0	0.0	0.0	0.0
7th ...	Circuit Total	309	18	327	29	1	30	3	2	5	2	2	2	2	12	47.0	21.0	46.2
8th ...	Adams	93	5	98	6	2	8	0	1	1	1	3	0	2	0	36.2	16.1	31.1
	Brown	6	1	7	0	0	0	0	0	0	0	0	0	0	0	0.0	0.0	0.0
	Calhoun	6	0	6	1	0	1	0	0	0	1	0	0	0	0	25.0	0.0	25.0
	Cass	7	3	10	0	0	0	0	0	0	0	0	0	0	0	0.0	0.0	0.0
	Mason	16	0	16	1	0	1	0	0	0	0	0	0	0	0	20.2	0.0	20.2
	Menard	7	1	8	1	0	1	0	1	0	0	0	0	0	0	16.6	0.0	16.6
	Pike	17	4	21	1	1	2	1	0	0	0	1	0	0	0	31.2	8.0	19.6
	Schuyler	0	1	1	0	0	0	0	0	0	0	0	0	0	0	0.0	0.0	0.0
8th ...	Circuit Total	152	15	167	10	3	13	1	2	1	2	4	0	2	0	31.0	13.4	26.9
9th ...	Fulton	15	1	16	2	0	2	1	0	0	0	0	0	1	0	27.4	0.0	27.4
	Hancock	13	2	15	3	0	3	0	2	0	1	0	0	0	0	22.0	0.0	22.0
	Henderson	9	1	10	1	0	1	0	1	0	0	0	0	0	0	17.0	0.0	17.0
	Knox	94	10	103	7	1	8	1	2	1	2	0	2	0	0	26.6	9.9	24.5
	McDonough	14	1	15	2	0	2	0	0	0	1	0	0	0	1	43.5	0.0	43.5
	Warren	17	1	18	2	0	2	0	0	0	0	0	0	0	2	77.0	0.0	77.0
9th ...	Circuit Total	161	16	177	17	1	18	2	5	1	4	0	2	1	3	33.2	9.9	31.9
10th ...	Marshall	18	0	18	0	0	0	0	0	0	0	0	0	0	0	0.0	0.0	0.0
	Peoria	582	34	616	15	0	15	1	4	3	2	0	1	2	2	30.5	0.0	30.5
	Putnam	7	0	7	1	0	1	0	0	0	1	0	0	0	0	29.4	0.0	29.4
	Stark	6	0	6	1	0	1	0	0	1	0	0	0	0	0	18.7	0.0	18.7
	Tazewell	163	12	175	4	0	4	0	0	1	1	1	0	1	0	31.9	0.0	31.9
10th ...	Circuit Total	776	46	822	21	0	21	1	4	5	4	1	1	3	2	30.1	0.0	30.1
11th ...	Ford	20	1	21	1	0	1	0	0	0	0	1	0	0	0	33.3	0.0	33.3
	Livingston	46	5	51	3	0	3	0	0	1	1	0	1	0	0	30.5	0.0	30.5
	Logan	33	2	35	3	0	3	0	1	0	0	1	0	1	0	31.9	0.0	31.9
	McLean	223	30	253	21	1	22	0	1	4	4	5	3	3	2	35.4	16.8	34.5
	Woodford	15	4	19	1	0	1	0	1	0	0	0	0	0	0	16.5	0.0	16.5
11th ...	Circuit Total	337	42	379	29	1	30	0	3	5	5	7	4	4	2	33.8	16.8	33.2

STATISTICAL REPORT ON LAW JURY CASES DISPOSED OF DURING 1991

Circuit	County	Law Jury Cases Disposed Of			Number of Law Jury Cases Terminated by Verdict			Time Lapse For All Law Jury Cases Terminated by Verdict										
		Law Over \$15,000	Law \$15,000 or Less	Total	Law Over \$15,000	Law \$15,000 or Less	Total	Under 1 Year	1 Year to 1-1/2 Yrs	1-1/2 Yrs to 2 Years	2 Years to 2-1/2 Yrs	2-1/2 Yrs to 3 Years	3 Years to 3-1/2 Yrs	3-1/2 Yrs to 4 Years	Over 4 Years	Average Time Lapse in Months		
																Law Over \$15,000	Law \$15,000 or Less	Total
12th ..	Will	712	62	774	57	4	61	6	22	18	13	0	1	0	1	20.0	17.3	19.8
12th ..	Circuit Total	712	62	774	57	4	61	6	22	18	13	0	1	0	1	20.0	17.3	19.8
13th ..	Bureau	62	1	63	2	0	2	0	0	0	1	0	0	0	1	38.7	0.0	38.7
	Grundy	62	2	64	3	0	3	0	0	0	1	1	0	0	1	45.0	0.0	45.0
	LaSalle	270	18	288	22	0	22	3	5	4	0	4	2	3	1	26.7	0.0	26.7
13th ..	Circuit Total	394	21	415	27	0	27	3	5	4	2	5	2	3	3	29.7	0.0	29.7
14th ..	Henry	32	12	44	0	0	0	0	0	0	0	0	0	0	0	0.0	0.0	0.0
	Mercer	6	1	7	1	0	1	1	0	0	0	0	0	0	0	8.4	0.0	8.4
	Rock Island	260	14	274	10	0	10	0	2	2	1	3	0	0	2	34.4	0.0	34.4
	Whiteside	67	1	68	5	0	5	0	0	2	1	0	1	0	1	35.3	0.0	35.3
14th ..	Circuit Total	365	28	393	16	0	16	1	2	4	2	3	1	0	3	33.0	0.0	33.0
15th ..	Carroll	8	0	8	2	0	2	0	1	0	0	0	0	0	1	33.2	0.0	33.2
	Jo Daviess	13	0	13	1	0	1	0	0	0	0	0	0	0	1	50.4	0.0	50.4
	Lee	36	2	38	2	1	3	0	2	0	0	1	0	0	0	13.5	33.2	20.1
	Ogle	41	1	42	3	0	3	0	1	1	0	0	1	0	0	24.0	0.0	24.0
	Stephenson	24	1	25	1	0	1	0	0	0	1	0	0	0	0	27.0	0.0	27.0
15th ..	Circuit Total	122	4	126	9	1	10	0	4	1	1	1	1	0	2	27.0	33.2	27.6
16th ..	DeKalb	111	10	121	6	0	6	1	0	1	0	3	1	0	0	28.8	0.0	28.8
	Kane	651	32	683	64	3	67	4	20	18	7	3	8	1	6	26.4	14.4	25.8
	Kendall	39	4	43	1	0	1	0	1	0	0	0	0	0	0	15.2	0.0	15.2
16th ..	Circuit Total	801	46	847	71	3	74	5	21	19	7	6	9	1	6	26.4	14.4	25.9
17th ..	Boone	21	1	22	1	0	1	1	0	0	0	0	0	0	0	12.0	0.0	12.0
	Winnebago	470	70	540	12	0	12	1	2	1	2	1	1	0	4	37.5	0.0	37.5
17th ..	Circuit Total	491	71	562	13	0	13	2	2	1	2	1	1	0	4	35.6	0.0	35.6
18th ..	DuPage	1,728	348	2,076	57	13	70	18	13	16	10	5	2	2	4	23.3	14.2	21.6
18th ..	Circuit Total	1,728	348	2,076	57	13	70	18	13	16	10	5	2	2	4	23.3	14.2	21.6
19th ..	Lake	1,328	167	1,495	52	5	57	18	19	13	3	4	0	0	0	17.3	8.5	16.5
	McHenry	204	43	247	12	0	12	0	1	1	1	4	1	2	2	38.6	0.0	38.6
19th ..	Circuit Total	1,532	210	1,742	64	5	69	18	20	14	4	8	1	2	2	21.3	8.5	20.3
20th ..	Monroe	32	2	34	0	1	1	0	0	0	1	0	0	0	0	0.0	26.9	26.9
	Perry	21	0	21	1	0	1	0	0	0	0	1	0	0	0	31.8	0.0	31.8
	Randolph	49	4	53	5	0	5	0	0	2	0	0	0	1	2	40.6	0.0	40.6
	St. Clair	644	87	731	28	1	29	0	3	6	6	4	3	3	4	34.7	18.9	34.1
	Washington	18	3	21	0	0	0	0	0	0	0	0	0	0	0	0.0	0.0	0.0
20th ..	Circuit Total	764	96	860	34	2	36	0	3	8	7	5	3	4	6	35.5	22.9	34.8
21st ..	Iroquois	42	1	43	0	0	0	0	0	0	0	0	0	0	0	0.0	0.0	0.0
	Kankakee	170	70	240	1	0	1	0	0	0	0	0	0	0	1	52.5	0.0	52.5
21st ..	Circuit Total	212	71	283	1	0	1	0	0	0	0	0	0	0	1	52.5	0.0	52.5
	Downstate Total	11,788	1,358	13,146	643	51	694	80	133	135	91	74	55	36	81	29.6	15.1	28.7
	Cook County ...	22,540	17,979	40,519	637	472	1,109	3	8	9	16	9	9	3	580	70.9	37.8	53.0
	State Total	34,328	19,337	53,665	1,280	523	1,803	83	141	144	107	83	64	39	661	50.3	26.5	40.9

*Cook County figures are only for cases over \$15,000.

DISPOSITIONS IN 1991 OF DEFENDANTS CHARGED WITH A FELONY

Circuit	County	Total Number of Defendants Disposed Of	Total * Not Convicted	Total Convicted	CONVICTED																		Found Unfit to Stand Trial	
					Plea of Guilty						Convicted by Court						Convicted by Jury							
					Class						Class						Class							
					M	X	1	2	3	4	M	X	1	2	3	4	M	X	1	2	3	4		
1st	Alexander	217	68	149	2	4	27	45	44	26	0	0	0	0	0	0	0	0	1	0	0	0	0	0
	Jackson	599	301	298	0	8	36	37	119	97	0	1	0	0	0	0	0	0	0	0	0	0	0	0
	Johnson	118	49	69	0	4	7	32	9	17	0	0	0	0	0	0	0	0	0	0	0	0	0	0
	Massac	113	68	45	0	0	4	8	19	14	0	0	0	0	0	0	0	0	0	0	0	0	0	0
	Pope	38	20	18	0	0	0	6	5	7	0	0	0	0	0	0	0	0	0	0	0	0	0	0
	Pulaski	82	54	28	0	3	2	3	13	7	0	0	0	0	0	0	0	0	0	0	0	0	0	0
	Saline	219	113	106	0	1	2	21	42	38	0	0	0	0	0	0	0	0	2	0	0	0	0	0
	Union	186	133	53	0	2	6	5	19	21	0	0	0	0	0	0	0	0	0	0	0	0	0	0
	Williamson	504	356	147	0	7	15	40	43	42	0	0	0	0	0	0	0	0	0	0	0	0	0	1
1st	Circuit Total	2,076	1,162	913	2	29	99	197	313	269	0	1	0	0	0	0	0	0	3	0	0	0	0	1
2nd ...	Crawford	75	37	38	0	0	4	4	15	12	0	0	0	0	0	0	0	3	0	0	0	0	0	0
	Edwards	30	14	16	0	0	0	6	6	4	0	0	0	0	0	0	0	0	0	0	0	0	0	0
	Franklin	163	70	93	0	2	7	18	30	32	0	0	0	1	0	0	0	1	0	0	2	0	0	0
	Gallatin	62	34	28	0	0	0	6	13	9	0	0	0	0	0	0	0	0	0	0	0	0	0	0
	Hamilton	24	13	11	0	0	0	2	3	5	0	0	0	0	1	0	0	0	0	0	0	0	0	0
	Hardin	17	10	7	0	0	1	1	2	3	0	0	0	0	0	0	0	0	0	0	0	0	0	0
	Jefferson	249	83	166	1	7	24	43	48	42	0	0	0	0	0	0	0	0	0	1	0	0	0	0
	Lawrence	70	43	27	1	0	0	6	13	6	0	0	0	0	0	0	0	1	0	0	0	0	0	0
	Richland	103	52	51	0	2	7	12	9	19	0	0	0	0	0	0	0	0	0	1	1	1	0	0
	Wabash	87	47	40	0	0	0	12	19	9	0	0	0	0	0	0	0	0	0	0	0	0	0	0
	Wayne	84	40	44	0	3	3	7	16	15	0	0	0	0	0	0	0	0	0	0	0	0	0	0
	White	79	46	33	0	0	1	9	16	5	0	0	0	1	1	0	0	0	0	0	0	0	0	0
2nd ...	Circuit Total	1,043	489	554	2	14	47	126	190	161	0	0	0	2	2	0	0	5	0	1	3	1	0	0
3rd	Bond	105	27	78	0	0	2	44	17	14	0	0	0	0	0	1	0	0	0	0	0	0	0	0
	Madison	1,627	522	1,092	4	43	109	291	284	352	1	1	1	0	1	0	0	3	0	0	2	0	13	0
3rd	Circuit Total	1,732	549	1,170	4	43	111	335	301	366	1	1	1	0	1	1	0	3	0	0	2	0	13	0
4th	Christian	168	87	81	0	1	1	19	34	24	0	0	0	0	0	0	0	0	0	1	0	1	0	0
	Clay	30	0	30	0	0	2	5	13	10	0	0	0	0	0	0	0	0	0	0	0	0	0	0
	Clinton	251	112	139	0	7	7	19	43	50	0	1	2	1	5	4	0	0	0	0	0	0	0	0
	Effingham	264	100	163	0	6	15	38	23	63	0	0	1	1	5	8	0	1	2	0	0	0	1	0
	Fayette	152	80	72	0	0	2	14	29	21	0	0	0	1	2	1	0	0	1	0	0	1	0	0
	Jasper	35	5	30	0	0	3	13	4	6	0	0	0	0	0	0	0	0	0	1	3	0	0	0
	Marion	311	107	204	0	7	13	54	58	72	0	0	0	0	0	0	0	0	0	0	0	0	0	0
	Montgomery	120	28	92	0	1	4	34	30	20	0	0	0	0	1	0	0	1	0	1	0	0	0	0
	Shelby	66	25	41	0	1	4	11	7	14	0	0	0	0	0	0	0	0	0	2	2	0	0	0
4th	Circuit Total	1,397	544	852	0	23	51	207	241	280	0	1	3	3	13	13	0	2	3	5	5	2	1	0
5th	Clark	68	24	44	0	3	3	9	13	14	0	0	0	0	1	0	0	1	0	0	0	0	0	0
	Coles	289	118	169	0	3	21	32	50	62	0	0	0	0	0	0	0	0	0	0	1	0	2	0
	Cumberland	53	35	18	0	0	2	5	5	6	0	0	0	0	0	0	0	0	0	0	0	0	0	0
	Edgar	151	59	92	0	1	9	25	32	24	0	0	0	0	0	0	1	0	0	0	0	0	0	0
	Vermilion	551	214	337	0	10	27	99	118	81	0	1	0	0	0	0	0	0	0	0	1	0	0	0
5th	Circuit Total	1,112	450	660	0	17	62	170	218	187	0	1	0	0	1	0	1	1	0	0	2	0	2	0

DISPOSITIONS IN 1991 OF DEFENDANTS CHARGED WITH A FELONY

Circuit	County	Total Number of Defendants Disposed Of	Total * Not Convicted	Total Convicted	CONVICTED																		Found Unfit to Stand Trial
					Plea of Guilty						Convicted by Court						Convicted by Jury						
					Class						Class						Class						
					M	X	1	2	3	4	M	X	1	2	3	4	M	X	1	2	3	4	
6th ...	Champaign	1,331	724	602	3	15	48	144	174	202	0	1	0	0	1	1	0	1	7	1	4	0	5
	DeWitt	103	59	44	0	0	5	7	16	15	0	0	0	0	0	0	1	0	0	0	0	0	0
	Douglas	32	97	35	0	1	5	11	12	6	0	0	0	0	0	0	0	0	0	0	0	0	0
	Macon	1,031	381	646	3	36	45	121	206	184	1	0	4	3	3	3	2	11	3	4	10	7	4
	Moultrie	61	23	38	0	2	4	9	13	8	0	1	0	1	0	0	0	0	0	0	0	0	0
	Piatt	80	42	38	0	1	6	10	7	9	0	0	0	2	0	0	0	0	2	0	1	0	0
6th ...	Circuit Total	2,738	1,326	1,403	6	55	113	302	428	424	1	2	4	6	4	4	3	12	10	7	14	8	9
7th ...	Greene	52	32	20	0	0	0	1	12	6	0	0	0	1	0	0	0	0	0	0	0	0	0
	Jersey	137	77	60	0	3	4	14	20	17	0	0	0	1	0	1	0	0	0	0	0	0	0
	Macoupin	282	169	113	0	1	5	28	51	26	0	0	0	0	0	0	0	0	1	1	0	0	0
	Morgan	154	42	112	0	1	6	34	48	20	0	0	0	1	1	0	1	0	0	0	0	0	0
	Sangamon	927	444	482	1	24	40	108	157	140	0	0	0	0	0	1	0	3	0	1	5	2	1
	Scott	26	22	4	0	0	0	0	4	0	0	0	0	0	0	0	0	0	0	0	0	0	0
7th ...	Circuit Total	1,578	786	791	1	29	55	185	292	209	0	0	0	3	1	2	1	3	1	2	5	2	1
8th ...	Adams	578	357	221	0	6	9	37	78	74	0	0	0	1	0	0	2	2	1	3	5	3	0
	Brown	43	21	22	0	1	1	4	4	12	0	0	0	0	0	0	0	0	0	0	0	0	0
	Calhoun	34	14	20	0	0	0	5	6	8	0	0	0	0	0	0	0	1	0	0	0	0	0
	Cass	125	70	55	0	0	0	10	15	30	0	0	0	0	0	0	0	0	0	0	0	0	0
	Mason	88	41	47	0	2	2	11	11	19	0	0	0	0	1	0	0	0	0	0	1	0	0
	Menard	41	10	31	0	2	4	7	8	6	0	0	0	0	0	0	0	0	1	0	2	1	0
	Pike	108	41	67	0	1	2	22	21	18	0	0	0	0	0	0	0	1	0	1	0	1	0
	Schuyler	39	22	17	0	0	0	3	10	4	0	0	0	0	0	0	0	0	0	0	0	0	0
8th ...	Circuit Total	1,056	576	480	0	12	18	99	153	171	0	0	0	1	1	0	2	4	2	4	8	5	0
9th ...	Fulton	166	49	117	0	5	9	37	38	24	0	0	0	0	1	1	0	1	0	0	1	0	0
	Hancock	72	33	39	0	1	0	12	9	15	0	0	0	0	0	0	1	0	0	0	1	0	0
	Henderson	46	43	3	0	0	0	3	0	0	0	0	0	0	0	0	0	0	0	0	0	0	0
	Knox	235	66	167	0	3	21	47	54	35	1	2	0	0	0	0	0	1	1	1	1	0	2
	McDonough	122	48	74	0	2	5	12	20	22	0	0	1	2	4	5	0	0	0	0	0	1	0
	Warren	86	36	50	0	0	1	14	11	19	0	0	0	2	0	0	0	0	2	1	0	0	0
9th ...	Circuit Total	727	275	450	0	11	36	125	132	115	1	2	1	4	5	6	1	2	3	2	3	1	2
10th ..	Marshall	60	35	25	0	0	0	9	3	8	0	0	0	2	0	0	0	0	0	1	1	1	0
	Peoria	1,261	353	906	4	45	104	235	200	253	1	4	4	3	6	3	1	8	12	10	7	6	2
	Putnam	9	3	6	0	1	1	2	1	1	0	0	0	0	0	0	0	0	0	0	0	0	0
	Stark	24	6	18	0	2	0	13	1	2	0	0	0	0	0	0	0	0	0	0	0	0	0
	Tazewell	460	191	269	3	5	17	82	71	77	0	0	0	0	2	2	2	3	2	0	2	1	0
10th ..	Circuit Total	1,814	588	1,224	7	53	122	341	276	341	1	4	4	5	8	5	3	11	14	11	10	8	2
11th ..	Ford	94	64	30	0	2	0	10	3	6	0	0	0	3	0	0	0	2	1	0	1	2	0
	Livingston	249	67	181	0	0	27	25	62	59	0	0	0	0	0	0	0	0	3	0	4	1	1
	Logan	148	57	90	0	2	4	22	32	28	0	0	1	0	1	0	0	0	0	0	0	0	1
	McLean	743	249	493	0	14	27	100	160	127	0	5	7	10	9	12	1	6	2	5	5	3	1
	Woodford	128	60	68	0	0	2	24	23	16	0	0	0	0	0	0	0	0	2	0	0	1	0
11th ..	Circuit Total	1,362	497	862	0	18	60	181	280	236	0	5	8	13	10	12	1	8	8	5	10	7	3

DISPOSITIONS IN 1991 OF DEFENDANTS CHARGED WITH A FELONY

Circuit	County	Total Number of Defendants Disposed Of	Total * Not Convicted	Total Convicted	CONVICTED																		Found Unfit to Stand Trial
					Plea of Guilty						Convicted by Court						Convicted by Jury						
					Class						Class						Class						
					M	X	1	2	3	4	M	X	1	2	3	4	M	X	1	2	3	4	
12th ..	Will	1,818	632	1,184	2	65	158	368	269	220	1	5	9	13	11	13	6	14	9	10	5	6	2
12th ..	Circuit Total	1,818	632	1,184	2	65	158	368	269	220	1	5	9	13	11	13	6	14	9	10	5	6	2
13th ..	Bureau	109	14	95	0	2	2	32	23	25	0	0	0	1	0	0	1	3	0	0	6	0	0
	Grundy	101	49	52	0	0	1	21	16	13	0	0	0	0	0	0	0	0	1	0	0	0	0
	LaSalle	402	92	308	0	12	13	92	71	116	0	0	0	0	0	0	2	1	0	0	1	0	2
13th ..	Circuit Total	612	155	455	0	14	16	145	110	154	0	0	0	1	0	0	3	4	1	0	7	0	2
14th ..	Henry	272	89	183	0	2	11	31	57	65	0	2	1	2	3	6	0	3	0	0	0	0	0
	Mercer	67	35	32	0	0	1	9	14	6	0	0	1	0	0	0	1	0	0	0	0	0	0
	Rock Island	1,080	345	731	0	17	61	149	210	234	0	6	8	14	5	8	0	3	3	5	5	3	4
	Whiteside	400	108	288	1	4	30	57	67	118	0	0	1	1	2	2	0	1	0	0	3	1	4
14th ..	Circuit Total	1,819	577	1,234	1	23	103	246	348	423	0	8	11	17	10	16	1	7	3	5	8	4	8
15th ..	Carroll	78	21	56	0	4	8	18	9	15	0	0	0	0	0	0	0	0	0	2	0	0	1
	Jo Daviess	166	148	18	0	0	1	1	7	7	0	1	1	0	0	0	0	0	0	0	0	0	0
	Lee	230	113	117	0	2	9	27	38	31	1	0	0	0	1	0	0	1	0	3	3	1	0
	Ogle	164	39	125	0	3	17	47	27	23	0	0	1	0	2	1	0	1	0	2	0	1	0
	Stephenson	376	108	267	0	5	20	48	93	97	0	1	0	0	1	0	1	0	0	0	1	0	1
15th ..	Circuit Total	1,014	429	583	0	14	55	141	174	173	1	2	2	0	4	1	1	2	0	7	4	2	2
16th ..	DeKalb	216	47	169	0	4	14	55	34	48	0	0	0	3	5	1	0	0	2	1	2	0	0
	Kane	1,268	305	958	5	32	103	233	287	225	0	2	3	8	4	31	4	5	3	5	4	4	5
	Kendall	161	77	84	0	9	3	27	24	15	0	0	1	0	1	0	0	0	0	1	3	0	0
16th ..	Circuit Total	1,645	429	1,211	5	45	120	315	345	288	0	2	4	11	10	32	4	5	5	7	9	4	5
17th ..	Boone	209	85	124	0	0	9	44	32	32	0	1	1	0	0	0	0	1	1	0	2	1	0
	Winnebago	1,803	990	813	0	36	97	218	302	159	0	0	0	0	1	0	0	0	0	0	0	0	0
17th ..	Circuit Total	2,012	1,075	937	0	36	106	262	334	191	0	1	1	0	1	0	0	1	1	0	2	1	0
18th ..	DuPage	3,549	1,822	1,727	0	59	87	265	591	625	1	2	7	16	23	41	0	1	0	2	6	1	0
18th ..	Circuit Total	3,549	1,822	1,727	0	59	87	265	591	625	1	2	7	16	23	41	0	1	0	2	6	1	0
19th ..	Lake	3,427	1,982	1,436	8	31	149	373	394	440	2	4	4	2	5	3	5	8	2	1	3	2	9
	McHenry	525	119	406	1	8	26	85	139	141	0	0	1	1	0	0	0	0	1	1	1	1	0
19th ..	Circuit Total	3,952	2,101	1,842	9	39	175	458	533	581	2	4	5	3	5	3	5	8	3	2	4	3	9
20th ..	Monroe	78	38	40	1	1	7	6	6	19	0	0	0	0	0	0	0	0	0	0	0	0	0
	Perry	134	45	89	0	3	8	26	26	23	0	1	0	0	0	1	0	0	0	0	0	1	0
	Randolph	177	50	127	2	0	36	21	35	25	0	0	0	0	2	0	0	0	1	0	3	2	0
	St. Clair	1,571	215	1,355	2	25	77	517	357	335	0	2	1	1	0	1	17	7	1	4	6	2	1
	Washington	59	24	35	1	0	2	7	9	13	0	0	0	1	1	0	1	0	0	0	0	0	0
20th ..	Circuit Total	2,019	372	1,646	6	29	130	577	433	415	0	3	1	2	3	2	18	7	2	4	9	5	1
21st ..	Iroquois	114	33	80	0	2	7	25	29	14	0	0	0	1	0	0	0	1	0	1	0	0	1
	Kankakee	854	481	373	2	8	20	92	86	137	3	4	3	8	2	6	1	0	0	1	0	0	0
21st ..	Circuit Total	968	514	453	2	10	27	117	115	151	3	4	3	9	2	6	1	1	0	2	0	0	1
	Downstate Total ..	36,043	15,348	2,0631	47	638	1,751	5,162	6,076	5,980	12	48	64	109	115	157	51	101	68	76	116	60	64
	Cook County ...	45,434	1,1351	33,897	229	3,142	7,351	8,644	6,129	4,356	192	1,167	938	771	334	163	136	159	26	56	16	10	186
	State Total	81,477	26,699	54,528	276	3,780	9,102	13,806	12,205	10,336	204	1,215	1,002	880	449	320	187	260	94	132	132	70	250

*Includes all defendants charged with but not convicted of felonies; defendants convicted by plea, bench or jury and defendants found unfit to be tried.

(a) Please do not include 71 from 1st District; no breakdown by Class, but are included in Total Convicted. (1) Total Disposed includes data found on Page 137 of this report.

TOTAL NUMBER OF DEFENDANTS DISPOSED OF ON
PAGE 136 INCLUDES THE FOLLOWING DATA FOR THE COUNTIES LISTED:

County	Transferred to Inactive	
	Fugitive or Warrant Calendar	
	Quantity	
Brown	3	
Bureau	4	
Carroll	4	
Clark	11	
Coles	14	
DeWitt	4	
Douglas	4	
DuPage	**	
Effingham	45	
Fayette	16	
Ford	9	
Hamilton	3	
JoDaviess	1	
Kendall	3	
Lake	578	
LaSalle	10	
Lawrence	11	
Lee	1	
Livingston	6	
Logan	7	
Macon	99	
Madison	94	
Massac	11	
McLean	27	
Morgan	13	
Moultrie	6	
Ogle	6	
Piatt	3	
Pope	2	
Randolph	6	
Richland	13	
Saline	12	
Shelby	8	
Tazewell	7	
Union	23	
Wabash	7	
Woodford	2	
	**1481	WHICH INCLUDES TRANSFERS TO INACTIVE STATUS, FIRST-OFFENDER PROBATION MATTERS, ETC.
	87	EXTRADITION PROCEEDINGS
	161	DISMISSED ON MOTION OF STATE

SENTENCES IMPOSED ON DEFENDANTS CHARGED AND CONVICTED OF FELONIES DURING 1991

Circuit	County	SENTENCES																															
		Death	State Imprisonment							State Imprisonment & Fine							Periodic Imprisonment (Illinois Department of Corrections)				Periodic Imprisonment & Fine (Illinois Department of Corrections)				Periodic Imprisonment (Local Correctional Institution)				Periodic Imprisonment & Fine (Local Correctional Institution)				
			Class	Class							Class							Class				Class				Class				Class			
				M	M	X	1	2	3	4	M	X	1	2	3	4	1	2	3	4	1	2	3	4	1	2	3	4	1	2	3	4	
6th	Champaign	0	3	17	32	54	39	54	0	0	0	0	0	0	0	0	0	0	0	0	0	0	0	0	0	0	0	0	0	0	0		
	DeWitt	0	1	0	4	2	5	4	0	0	0	0	0	0	0	0	0	0	0	0	0	0	0	0	0	0	0	0	0	0	0		
	Douglas	0	0	1	1	4	5	1	0	0	0	0	0	0	0	0	0	0	0	0	0	0	0	0	0	0	0	0	0	0	0		
	Macon	0	6	47	40	72	94	97	0	0	0	0	0	0	0	0	0	0	0	0	0	0	0	0	0	0	0	0	0	0	0		
	Moultrie	0	0	3	4	6	4	4	0	0	0	0	1	0	0	0	0	0	0	0	0	0	0	0	0	0	0	0	0	0	0		
	Piatt	0	0	0	4	5	6	1	0	1	0	0	0	0	0	0	0	0	0	0	0	0	0	0	0	0	0	0	0	0	0		
6th	Circuit Total	0	10	68	85	143	153	161	0	1	0	0	1	0	0	0	0	0	0	0	0	0	0	0	0	0	0	0	0	0	0		
7th	Greene	0	0	0	0	2	8	3	0	0	0	0	0	0	0	0	0	0	0	0	0	0	0	0	3	1	0	0	0	0	1		
	Jersey	0	0	3	1	5	11	4	0	0	0	0	0	0	0	0	0	0	0	0	0	0	0	0	0	0	0	0	0	0	0		
	Macoupin	0	0	1	6	17	25	12	0	0	0	0	0	0	0	0	0	0	0	0	0	0	0	0	0	0	0	0	0	0	0		
	Morgan	0	1	0	3	19	12	7	0	1	3	0	1	2	0	0	0	0	0	0	0	0	0	0	0	0	0	0	0	0	1		
	Sangamon	0	1	23	20	39	48	30	0	4	3	12	3	7	0	1	0	1	1	5	14	8	3	4	1	2	0	1	5	2	0		
	Scott	0	0	0	0	0	2	0	0	0	0	0	0	0	0	0	0	0	0	0	0	0	0	0	0	0	0	0	0	0	0		
7th	Circuit Total	0	2	27	30	82	106	56	0	5	6	12	4	9	0	1	0	1	1	5	14	8	3	4	4	3	0	1	5	4	0		
8th	Adams	0	2	8	6	10	24	18	0	0	2	3	4	4	0	0	0	0	0	0	0	0	0	0	0	0	0	0	0	0	0		
	Brown	0	0	1	1	1	3	10	0	0	0	0	0	0	0	0	0	0	0	0	0	0	0	0	0	0	0	0	1	1	1		
	Calhoun	0	0	0	0	1	1	1	0	1	0	2	1	4	0	0	0	0	0	0	0	0	0	0	0	0	0	0	0	0	0		
	Cass	0	0	0	0	2	0	5	0	0	0	0	0	0	0	0	1	1	0	0	0	0	0	0	0	2	0	0	0	0	0		
	Mason	0	0	0	0	0	0	0	0	0	0	0	0	0	0	0	0	0	0	0	0	0	0	0	0	0	0	0	0	0	0		
	Menard	0	0	2	3	1	2	3	0	0	0	0	0	1	0	0	0	0	0	0	0	0	0	0	0	0	1	0	0	2	0		
	Pike	0	0	1	1	3	0	3	0	1	0	1	2	0	0	2	1	1	0	4	3	2	0	0	0	2	0	4	3	4	0		
	Schuyler	0	0	0	0	2	2	1	0	0	0	0	0	0	0	0	0	0	0	0	0	0	0	0	0	0	0	0	0	0	0		
8th	Circuit Total	0	2	12	11	20	32	41	0	2	2	6	7	9	0	2	2	2	0	4	3	2	0	0	0	4	1	4	4	7	0		
9th	Fulton	0	0	5	9	11	12	4	0	1	0	3	3	2	0	0	0	0	0	0	0	0	0	0	2	1	0	0	1	2	0		
	Hancock	0	1	1	0	3	3	2	0	0	0	1	3	2	0	0	0	0	0	0	0	0	0	0	0	0	0	0	0	0	0		
	Henderson	0	0	0	0	0	0	0	0	0	0	0	0	0	0	0	0	0	0	0	0	0	0	0	0	0	0	3	0	0			
	Knox	0	1	6	16	11	15	8	0	0	1	0	0	0	0	0	0	0	0	0	0	0	0	0	0	0	0	0	0	0	0		
	McDonough	0	0	2	3	5	5	9	0	0	1	0	1	0	0	0	0	0	0	0	0	0	0	2	0	0	0	0	0	0	0		
	Warren	0	0	0	3	6	4	5	0	0	0	0	0	0	0	0	1	1	0	0	0	0	0	0	0	0	0	0	1	0	0		
9th	Circuit Total	0	2	14	31	36	39	28	0	1	2	4	7	4	0	0	1	1	0	0	0	0	0	2	2	1	0	3	2	2	0		
10th	Marshall	0	0	0	0	5	3	6	0	0	0	2	0	0	0	0	0	0	0	0	0	0	0	1	1	0	1	0	0	0			
	Peoria	0	6	57	88	125	79	108	0	0	0	0	0	0	0	0	0	0	0	0	0	0	0	0	0	0	0	0	0	0	0		
	Putnam	0	0	1	1	0	0	0	0	0	0	0	0	0	0	0	0	0	0	0	0	0	0	0	0	0	0	0	0	0	0		
	Stark	0	0	2	0	2	1	1	0	0	0	2	0	0	0	0	0	0	0	0	0	0	0	0	0	0	0	0	0	0	1		
	Tazewell	0	5	8	8	18	14	11	0	0	0	0	0	0	0	0	0	0	0	0	0	0	0	1	3	0	0	1	0	0	0		
10th	Circuit Total	0	11	68	97	150	97	126	0	0	0	4	0	0	0	0	0	0	0	0	0	0	0	1	4	1	0	2	0	1	0		
11th	Ford	0	0	4	0	5	3	1	0	0	0	0	0	0	0	0	0	0	0	0	0	0	0	0	0	0	0	0	0	0	0		
	Livingston	0	0	0	26	9	27	22	0	0	3	5	1	2	0	0	0	0	0	0	0	0	0	0	0	0	0	0	4	1	0		
	Logan	0	0	2	4	11	19	14	0	0	0	0	0	0	0	0	0	0	0	0	0	0	0	0	0	0	0	0	0	0	0		
	McLean	0	1	25	27	57	58	0	0	0	0	0	0	0	0	0	0	0	0	0	0	0	0	1	0	1	0	0	0	0	0		
	Woodford	0	0	0	3	7	3	2	0	0	0	0	0	0	0	0	0	0	0	0	0	0	0	0	0	0	0	0	0	0	0		
11th	Circuit Total	0	1	31	60	89	110	93	0	0	3	5	1	2	0	0	0	0	0	0	0	0	0	1	0	1	0	0	4	1	0		

SENTENCES IMPOSED ON DEFENDANTS CHARGED AND CONVICTED OF FELONIES DURING 1991

Circuit	County	SENTENCES																															
		Death	State Imprisonment							State Imprisonment & Fine							Periodic Imprisonment (Illinois Department of Corrections)				Periodic Imprisonment & Fine (Illinois Department of Corrections)				Periodic Imprisonment (Local Correctional Institution)				Periodic Imprisonment & Fine (Local Correctional Institution)				
			Class	Class							Class							Class				Class				Class							
				M	M	X	1	2	3	4	M	X	1	2	3	4	1	2	3	4	1	2	3	4	1	2	3	4	1	2	3	4	
12th	Will	0	9	57	80	124	102	62	0	27	39	32	4	29	0	0	0	0	0	0	0	0	1	5	4	3	6	31	17	18			
12th	Circuit Total ...	0	9	57	80	124	102	62	0	27	39	32	4	29	0	0	0	0	0	0	0	1	5	4	3	6	31	17	18				
13th	Bureau	0	1	2	2	17	17	11	0	3	0	3	3	4	0	0	0	0	0	0	0	0	0	0	0	0	0	0	0	0			
	Grundy	0	0	0	0	0	0	0	0	0	0	1	1	1	2	0	2	5	0	2	0	0	0	0	0	0	0	0	0				
	LaSalle	0	2	12	8	36	25	32	0	1	0	2	2	2	0	0	0	0	0	0	0	0	0	1	1	0	0	0	0				
13th	Circuit Total ...	0	3	14	10	53	42	43	0	4	0	6	6	7	2	0	2	5	0	2	0	0	0	1	1	0	0	0	0				
14th	Henry	0	0	6	7	12	7	11	0	1	1	5	15	10	0	0	0	0	0	0	0	0	0	0	0	0	0	0	1				
	Mercer	0	1	0	1	2	2	3	0	0	0	0	2	0	0	0	0	0	0	0	0	0	0	0	0	0	0	0					
	Rock Island	0	0	24	52	70	53	60	0	2	2	1	1	1	0	0	0	0	0	0	0	0	0	0	0	0	0	0					
	Whiteside	0	1	2	8	17	12	21	0	3	7	4	1	17	0	0	0	0	0	0	0	0	0	1	1	0	0	0					
14th	Circuit Total ...	0	2	32	68	101	74	95	0	6	10	10	19	28	0	0	0	0	0	0	0	0	0	1	1	0	0	0					
15th	Carroll	0	0	4	4	4	1	2	0	0	4	5	1	4	0	0	0	0	0	0	0	0	0	2	1	0	0	0	0				
	Jo Daviess	0	0	0	0	0	0	0	0	1	1	0	2	0	0	0	0	0	0	1	0	0	0	0	1	0	0	0					
	Lee	0	1	3	6	10	9	5	0	0	0	0	0	0	0	1	0	0	0	0	0	0	2	4	4	0	0	1					
	Ogle	0	0	4	12	13	8	5	0	0	0	0	0	0	0	0	0	0	0	0	0	0	1	0	0	0	0	0					
	Stephenson	0	1	6	19	18	27	28	0	0	0	1	1	2	0	0	0	0	0	0	0	0	0	0	0	0	0	2	1				
	Circuit Total ...	0	2	17	41	45	45	40	0	1	5	6	4	6	0	1	0	0	0	0	0	1	0	3	6	6	0	0	2	2			
16th	DeKalb	0	0	4	5	11	7	6	0	0	2	7	3	5	3	6	4	1	2	5	8	9	0	0	1	0	0	2	1				
	Kane	0	7	24	44	60	62	54	2	15	20	10	16	20	4	9	11	4	24	84	78	83	0	2	2	5	0	3	9	3			
	Kendall	0	0	9	0	0	0	0	0	0	1	0	1	0	0	4	1	0	0	0	0	0	0	0	1	1	0	0	1	0			
16th	Circuit Total ...	0	7	37	49	71	69	60	2	15	23	17	20	25	7	19	16	5	26	89	86	92	0	2	4	6	0	5	11	4			
17th	Boone	0	0	2	6	21	17	10	0	0	4	2	3	1	0	0	0	0	0	0	0	0	0	0	0	0	0	0	0				
17th	Winnebago	0	0	36	52	70	70	38	0	0	0	0	0	0	0	0	0	0	0	0	0	0	0	0	0	0	0	0	0				
	Circuit Total ...	0	0	38	58	91	87	48	0	0	4	2	3	1	0	0	0	0	0	0	0	0	0	0	0	0	0	0	0				
18th	DuPage	0	1	35	36	66	130	134	0	27	19	9	14	14	1	0	0	0	0	0	0	0	0	1	0	0	0	2	0				
18th	Circuit Total ...	0	1	35	36	66	130	134	0	27	19	9	14	14	1	0	0	0	0	0	0	0	0	1	0	0	0	2	0				
19th	Lake	0	15	43	87	116	115	102	0	0	0	0	0	0	0	0	0	0	0	0	0	0	0	4	5	0	1	0	0				
19th	McHenry	0	1	8	9	21	20	16	0	0	0	0	0	0	0	0	0	0	0	0	0	0	0	0	1	0	0	0	0				
	Circuit Total ...	0	16	51	96	137	135	118	0	0	0	0	0	0	0	0	0	0	0	0	0	0	0	4	6	0	1	0	0				
20th	Monroe	0	1	1	5	2	2	4	0	0	0	0	0	0	0	0	0	0	0	0	0	0	0	0	0	0	0	0	0				
	Perry	0	0	2	1	3	2	2	0	2	2	1	1	0	0	0	0	0	0	0	0	0	0	0	0	2	9	3	5				
	Randolph	0	2	0	33	5	17	3	0	0	1	0	0	0	0	0	0	0	0	0	0	0	0	0	0	0	0	0					
	St. Clair	1	18	34	43	160	97	75	0	0	0	0	0	0	0	0	0	0	0	0	0	0	0	0	0	0	0	0	0				
	Washington	0	2	0	1	2	1	3	0	0	0	1	2	1	0	1	0	0	0	0	0	0	0	0	0	0	0	0	0				
	Circuit Total ...	1	23	37	83	172	119	87	0	2	3	2	3	1	0	1	0	0	0	0	0	0	0	0	0	2	9	3	5				
21st	Iroquois	0	0	3	2	7	5	1	0	0	0	0	1	0	0	0	0	0	0	0	0	0	0	0	1	0	0	1	0				
21st	Kankakee	2	4	9	15	21	21	13	0	3	1	4	6	9	0	0	0	2	0	0	0	0	0	0	0	0	0	0	0				
	Circuit Total ...	2	4	12	17	28	26	14	0	3	1	4	7	9	0	0	0	2	0	0	0	0	0	0	1	0	0	1	0				
	Downstate Total	3	105	677	1045	1764	1716	1466	2	108	132	142	126	166	16	31	25	20	31	107	108	114	4	20	34	41	11	69	61	54			
	Cook County ...	5	559	4,468	3,637	3,929	2,730	1,214	0	0	0	0	0	0	0	0	0	0	0	0	0	0	19	62	71	33	17	6	9	4			
	State Total	8	664	5,145	4,682	5,693	4,446	2,680	2	108	132	142	126	166	16	31	25	20	31	107	108	114	23	82	105	74	28	75	70	58			

SENTENCES IMPOSED ON DEFENDANTS CHARGED AND CONVICTED OF FELONIES DURING 1991

Circuit	County	SENTENCES																		Total Sentences
		Probation or Conditional Discharge With Periodic Imprisonment				Probation or Conditional Discharge With Other Discretionary Conditions				Probation or Conditional Discharge With No Discretionary Conditions				Found Unfit To Be Sentenced or Executed						
		Class				Class				Class				Class						
		1	2	3	4	1	2	3	4	1	2	3	4	M	X	1	2	3	4	
1st	Alexander	5	4	14	10	8	10	15	9	0	9	0	2	0	0	0	0	0	0	149
	Jackson	4	4	11	8	16	21	83	77	2	6	10	2	0	0	0	0	0	0	298
	Johnson	0	0	0	0	0	11	6	17	0	0	0	0	0	0	0	0	0	0	69
	Massac	0	0	0	0	3	4	17	11	0	0	0	0	0	0	0	0	0	0	45
	Pope	0	0	0	0	0	3	4	7	0	0	0	0	0	0	0	0	0	0	18
	Pulaski	0	0	0	0	0	0	9	7	0	0	0	0	0	0	0	0	0	0	28
	Saline	0	1	0	0	0	12	30	30	0	0	0	0	0	0	0	0	0	0	106
	Union	0	0	0	1	0	2	14	11	0	0	0	0	0	0	0	0	0	0	53
	Williamson	4	13	22	20	6	12	17	15	0	2	0	3	0	0	0	0	0	0	147
1st	Circuit Total ...	13	22	47	39	33	75	195	184	2	17	10	7	0	0	0	0	0	0	913
2nd	Crawford	0	0	3	0	1	0	6	2	0	0	1	0	0	0	0	0	0	0	38
	Edwards	0	0	0	0	0	1	6	4	0	0	0	0	0	0	0	0	0	0	16
	Franklin	1	0	2	2	4	10	20	25	0	0	0	0	0	0	0	0	0	0	93
	Gallatin	0	0	0	0	0	3	11	8	0	0	0	0	0	0	0	0	0	0	28
	Hamilton	0	1	0	1	0	0	2	1	0	0	0	2	0	0	0	0	0	0	11
	Hardin	1	1	0	0	0	0	0	3	0	0	2	0	0	0	0	0	0	0	7
	Jefferson	0	9	10	7	3	8	4	7	6	15	21	11	0	0	0	0	0	0	166
	Lawrence	0	2	1	0	0	3	4	6	0	0	2	0	0	0	0	0	0	0	27
	Richland	0	1	1	4	0	2	0	5	0	0	0	1	0	0	0	0	0	0	51
	Wabash	0	0	2	0	0	8	15	8	0	0	0	0	0	0	0	0	0	0	40
	Wayne	0	0	0	1	0	5	10	12	0	0	0	0	0	0	0	0	0	0	44
	White	0	0	0	0	0	7	13	5	0	0	0	0	0	0	0	0	0	0	33
	2nd	Circuit Total ...	2	14	19	15	8	47	91	86	6	15	26	14	0	0	0	0	0	0
3rd	Bond	2	6	4	4	0	2	0	4	0	0	0	1	0	0	0	0	0	0	78
3rd	Madison	9	31	27	29	30	184	167	243	0	0	0	0	0	0	0	0	0	0	1092
3rd	Circuit Total ...	11	37	31	33	30	186	167	247	0	0	0	1	0	0	0	0	0	0	1170
4th	Christian	0	8	16	5	0	5	11	11	0	0	1	1	0	0	0	0	0	0	81
	Clay	0	0	1	0	0	1	4	4	0	0	0	0	0	0	0	0	0	0	30
	Clinton	1	4	20	29	0	0	2	1	0	0	0	0	0	0	0	0	0	0	139
	Effingham	0	5	3	5	5	16	15	44	2	2	3	15	0	0	0	3	1	1	163
	Fayette	0	0	0	0	1	6	18	15	0	0	1	0	0	0	0	0	0	0	72
	Jasper	2	9	5	2	0	1	0	3	0	0	0	0	0	0	0	0	0	0	30
	Marion	0	6	9	5	5	5	10	22	1	7	11	15	0	0	0	0	0	0	204
	Montgomery ...	0	10	8	4	0	7	6	4	0	4	1	3	0	0	0	0	0	0	92
	Shelby	0	5	1	3	1	2	2	5	0	0	0	0	0	0	0	0	0	0	41
4th	Circuit Total ...	3	47	63	53	12	43	68	109	3	13	17	34	0	0	0	3	1	1	852
5th	Clark	0	5	5	9	0	0	2	0	0	1	2	3	0	0	0	0	0	0	44
	Coles	7	12	11	10	5	11	25	29	0	0	0	3	0	0	0	0	0	0	169
	Cumberland ...	0	0	0	0	0	2	4	0	1	0	0	3	0	0	0	0	0	0	18
	Edgar	0	0	0	0	9	17	28	22	0	0	0	0	0	0	0	0	0	0	92
	Vermilion	1	12	8	2	14	54	71	54	0	5	4	8	0	0	0	0	0	0	337
5th	Circuit Total ...	8	29	24	21	28	84	130	105	1	6	6	17	0	0	0	0	0	0	660

SENTENCES IMPOSED ON DEFENDANTS CHARGED AND CONVICTED OF FELONIES DURING 1991

Circuit	County	SENTENCES																		Total Sentences
		Probation or Conditional Discharge With Periodic Imprisonment				Probation or Conditional Discharge With Other Discretionary Conditions				Probation or Conditional Discharge With No Discretionary Conditions				Found Unfit To Be Sentenced or Executed						
		Class				Class				Class				Class						
		1	2	3	4	1	2	3	4	1	2	3	4	M	X	1	2	3	4	
6th	Champaign	1	0	0	0	22	89	140	149	0	2	0	0	0	0	0	0	0	0	602
	DeWitt	0	0	0	0	1	5	11	11	0	0	0	0	0	0	0	0	0	44	
	Douglas	1	4	3	2	3	3	4	3	0	0	0	0	0	0	0	0	0	35	
	Macon	12	56	125	97	0	0	0	0	0	0	0	0	0	0	0	0	0	646	
	Moultrie	0	3	3	4	0	0	5	0	0	1	0	0	0	0	0	0	0	38	
	Platt	0	0	1	6	2	9	0	3	0	0	0	0	0	0	0	0	0	38	
6th	Circuit Total ...	14	63	132	109	28	106	160	166	0	3	0	0	0	0	0	0	0	1403	
7th	Greene	0	0	1	1	0	0	0	0	0	0	0	0	0	0	0	0	0	20	
	Jersey	2	4	3	7	0	0	2	1	1	6	4	6	0	0	0	0	0	60	
	Macoupin	0	0	0	0	0	12	26	14	0	0	0	0	0	0	0	0	0	113	
	Morgan	0	4	7	3	0	11	28	7	0	1	1	0	0	0	0	0	0	112	
	Sangamon	0	2	2	5	12	43	84	83	1	2	5	4	0	0	0	0	1	482	
	Scott	0	0	1	0	0	0	1	0	0	0	0	0	0	0	0	0	0	4	
7th	Circuit Total ...	2	10	14	16	12	66	141	105	2	9	10	10	0	0	0	0	1	791	
8th	Adams	2	18	37	27	0	10	18	28	0	0	0	0	0	0	0	0	0	221	
	Brown	0	2	0	1	0	1	0	0	0	0	0	0	0	0	0	0	0	22	
	Calhoun	0	0	0	0	0	2	4	3	0	0	0	0	0	0	0	0	0	20	
	Cass	0	5	9	12	0	3	5	10	0	0	0	0	0	0	0	0	0	55	
	Mason	0	0	0	0	0	0	0	0	0	0	0	0	0	0	0	0	0	0	
	Menard	1	5	3	1	0	1	5	0	0	0	0	0	0	0	0	0	0	31	
	Pike	0	5	3	0	1	3	7	5	0	0	2	2	0	0	1	0	0	67	
	Schuyler	0	1	5	1	0	0	1	0	0	0	2	2	0	0	0	0	0	17	
	8th	Circuit Total ...	3	36	57	42	1	20	40	46	0	0	4	4	0	0	0	1	0	433
9th	Fulton	0	6	7	3	0	17	14	13	0	0	1	0	0	0	0	0	0	117	
	Hancock	0	0	0	3	0	5	1	7	0	3	3	1	0	0	0	0	0	39	
	Henderson	0	0	0	0	0	0	0	0	0	0	0	0	0	0	0	0	0	3	
	Knox	0	0	0	0	5	37	40	27	0	0	0	0	0	0	0	0	0	167	
	McDonough	0	0	1	0	2	7	17	19	0	0	0	0	0	0	0	0	0	74	
	Warren	0	5	2	3	0	6	3	10	0	0	0	0	0	0	0	0	0	50	
	9th	Circuit Total ...	0	11	10	9	7	72	75	76	0	3	4	1	0	0	0	0	0	450
10th	Marshall	0	4	0	2	0	0	0	0	0	0	0	0	0	0	0	0	0	25	
	Peoria	3	7	13	13	23	94	94	122	6	22	27	19	0	0	0	0	0	906	
	Putnam	0	2	1	0	0	0	0	1	0	0	0	0	0	0	0	0	0	6	
	Stark	0	9	0	0	0	0	0	0	0	0	0	0	0	0	0	0	0	18	
	Tazewell	1	9	9	11	10	53	49	57	0	0	0	1	0	0	0	0	0	269	
10th	Circuit Total ...	4	31	23	26	33	147	143	180	6	22	27	20	0	0	0	0	0	1224	
11th	Ford	1	4	0	4	0	4	1	3	0	0	0	0	0	0	0	0	0	30	
	Livingston	0	1	6	5	1	10	28	30	0	0	0	0	0	0	0	0	0	181	
	Logan	0	7	7	10	1	3	6	2	0	1	1	2	0	0	0	0	0	90	
	McLean	4	55	102	79	1	2	5	5	0	0	8	1	0	0	4	0	1	493	
	Woodford	0	1	1	0	1	13	18	12	0	3	1	3	0	0	0	0	0	68	
11th	Circuit Total ...	5	68	116	98	4	32	58	52	0	4	10	6	0	0	4	0	1	862	

SENTENCES IMPOSED ON DEFENDANTS CHARGED AND CONVICTED OF FELONIES DURING 1991

Circuit	County	SENTENCES																		Total Sentences *
		Probation or Conditional Discharge With Periodic Imprisonment				Probation or Conditional Discharge With Other Discretionary Conditions				Probation or Conditional Discharge With No Discretionary Conditions				Found Unfit To Be Sentenced or Executed						
		Class				Class				Class				Class						
		1	2	3	4	1	2	3	4	1	2	3	4	M	X	1	2	3	4	
12th	Will	17	115	77	63	33	84	80	64	0	0	1	0	0	0	0	0	0	0	1184
12th	Circuit Total ...	17	115	77	63	33	84	80	64	0	0	1	0	0	0	0	0	0	0	1184
13th	Bureau	0	13	6	5	0	0	3	5	0	0	0	0	0	0	0	0	0	0	95
	Grundy	0	16	10	3	0	2	3	4	0	0	0	0	0	0	0	0	0	0	52
	LaSalle	0	0	0	0	5	53	44	81	0	1	0	0	0	0	0	0	0	0	308
13th	Circuit Total ...	0	29	16	8	5	55	50	90	0	1	0	0	0	0	0	0	0	0	455
14th	Henry	2	13	30	25	2	3	7	20	0	0	1	4	0	0	0	0	0	0	183
	Mercer	0	1	4	0	1	6	6	3	0	0	0	0	0	0	0	0	0	0	32
	Rock Island	0	0	0	0	7	50	58	40	11	47	108	144	0	0	0	0	0	0	731
	Whiteside	4	4	4	8	12	33	54	74	0	0	0	0	0	0	0	0	0	0	288
14th	Circuit Total ...	6	18	38	33	22	92	125	137	11	47	109	148	0	0	0	0	0	0	1234
15th	Carroll	0	0	0	0	0	11	5	8	0	0	0	0	0	0	0	0	0	0	56
	Jo Daviess	0	0	0	0	1	1	4	6	0	0	0	0	0	0	0	0	0	0	18
	Lee	3	14	19	13	0	3	10	4	0	0	0	5	0	0	0	0	0	0	117
	Ogle	1	9	6	4	5	26	15	16	0	0	0	0	0	0	0	0	0	0	125
	Stephenson	0	0	0	0	1	29	65	66	0	0	0	0	0	0	0	0	0	0	267
15th	Circuit Total ...	4	23	25	17	7	70	99	100	0	0	0	5	0	0	0	0	0	0	583
16th	DeKalb	4	21	10	12	0	1	1	11	0	6	6	4	0	0	0	0	0	0	169
	Kane	0	1	2	0	0	0	0	0	17	77	115	91	0	0	0	0	0	0	958
	Kendall	0	20	9	4	3	3	9	3	0	1	6	7	0	0	0	0	0	0	84
16th	Circuit Total ...	4	42	21	16	3	4	10	14	17	84	127	102	0	0	0	0	0	0	1211
17th	Boone	0	8	7	6	1	9	6	10	0	4	1	6	0	0	0	0	0	0	124
	Winnebago	9	25	55	21	36	123	178	100	0	0	0	0	0	0	0	0	0	0	813
17th	Circuit Total ...	9	33	62	27	37	132	184	110	0	4	1	6	0	0	0	0	0	0	937
18th	DuPage	4	11	15	39	30	170	395	432	4	27	63	48	0	0	0	0	0	0	1727
18th	Circuit Total ...	4	11	15	39	30	170	395	432	4	27	63	48	0	0	0	0	0	0	1727
19th	Lake	49	163	159	140	19	95	123	195	0	1	1	3	0	0	0	0	0	0	1436
	McHenry	12	47	61	51	7	19	59	74	0	0	0	0	0	0	0	0	0	0	406
19th	Circuit Total ...	61	210	220	191	26	114	182	269	0	1	1	3	0	0	0	0	0	0	1842
20th	Monroe	0	0	0	1	2	4	3	14	0	0	1	0	0	0	0	0	0	0	40
	Perry	1	10	6	4	2	3	12	14	0	0	2	0	0	0	0	0	0	0	89
	Randolph	0	0	0	0	3	16	23	24	0	0	0	0	0	0	0	0	0	0	127
	St. Clair	0	0	0	0	36	362	266	263	0	0	0	0	0	0	0	0	0	0	1355
	Washington	0	0	0	5	1	4	7	4	0	0	0	0	0	0	0	0	0	0	35
20th	Circuit Total ...	1	10	6	10	44	389	311	319	0	0	3	0	0	0	0	0	0	0	1646
21st	Iroquois	3	13	5	4	2	7	17	8	0	0	0	0	0	0	0	0	0	0	80
	Kankakee	0	0	1	1	4	62	53	103	3	14	7	15	0	0	0	0	0	0	373
21st	Circuit Total ...	3	13	6	5	6	69	70	111	3	14	7	15	0	0	0	0	0	0	453
	Downstate Total	174	872	1,022	870	409	2,057	2,774	3,002	55	270	426	441	0	0	4	4	2	4	20,584
	Cook County ...	516	1,005	549	323	1,667	2,021	1,459	1,911	2,459	2,448	1,661	1,044	0	0	0	0	0	0	33,826
	State Total	690	1,877	1,571	1,193	2,076	4,078	4,233	4,913	2,514	2,718	2,087	1,485	0	0	4	4	2	4	54,410

*Total Sentences in Cook and State do not include 71 from 1st District in Cook County; no breakdown available. + Includes those found unfit to be sentenced or executed in Cook County.

**FISCAL YEAR 1991
TOTAL FINANCIAL ACTIVITY
AS REPORTED BY THE CLERKS OF THE CIRCUIT COURT**

Circuit	County	Revenue of Clerk's Office								Clerk's Operating Expenses					
		Clerk's Fees	Court Automation Fees	Maint. And Child Support Fund	Court Document Str. Funds	Int. Paid On Invested Funds	IDPA IV-D Payment	Other	Clerk's Revenue Total	Clerk's Salary	All Other Office Personnel	Full Time Staff	Part Time Staff	Other Office Expenses	Total Clerk's Office Expenditures
1st ...	Alexander	NA	NA	NA	NA	NA	NA	NA	NA	NA	NA	NA	NA	NA	NA
	Jackson	\$256,873	\$34,151	\$19,177	\$0	\$18,686	\$0	\$0	\$328,887	\$35,099	\$128,943	10	0	\$23,575	\$187,617
	Johnson	55,186	8,139	3,005	0	4,171	0	0	70,501	27,600	46,100	4	0	4,950	78,650
	Massac	66,720	8,508	8,415	0	3,378	0	1,244	88,265	27,692	66,897	5	0	23,798	118,387
	Pope	16,916	1,680	0	0	0	0	0	18,596	18,500	12,200	1	0	5,714	36,414
	Pulaski	105,079	20,429	325	0	3,117	0	623	129,573	20,140	39,675	3	0	7,600	67,415
	Saline	104,106	10,406	6,196	4,328	0	0	0	125,036	28,090	96,306	8	1	51,375	175,771
	Union	97,691	12,832	4,518	0	0	0	6,421	121,462	27,500	58,531	4	1	36,578	122,609
	Williamson	281,362	34,094	13,619	0	38,879	0	0	367,954	33,000	150,739	13	1	16,725	200,464
1st ...	Circuit Total ...	\$983,933	\$130,239	\$55,255	\$4,328	\$68,231	\$0	\$8,288	\$1,250,274	\$217,621	\$599,391	48	3	\$170,315	\$987,327
2nd ...	Crawford	\$67,074	\$8,462	\$0	\$0	\$540	\$0	\$2,411	\$78,487	\$25,906	\$71,892	5	1	\$15,141	\$112,939
	Edwards	21,309	2,930	3,074	0	1,500	0	0	28,813	20,171	18,359	1	1	8,810	47,340
	Franklin	146,740	16,851	12,283	5,433	12,557	0	0	193,864	31,783	97,965	7	2	32,834	162,582
	Gallatin	21,483	2,897	1,542	0	3,597	0	0	29,519	22,000	23,600	1	2	5,503	51,103
	Hamilton	25,688	3,297	2,310	909	813	0	0	33,017	18,000	12,521	1	1	4,078	34,599
	Hardin	12,879	1,425	267	228	682	0	8,679	24,160	18,219	9,159	1	0	3,812	31,190
	Jefferson	120,891	16,443	19,017	0	7,413	0	0	163,764	26,500	96,252	7	1	39,040	161,792
	Lawrence	57,850	6,904	3,030	0	5,369	0	0	73,153	23,081	45,500	3	3	15,635	84,216
	Richland	65,375	8,051	8,389	0	5,289	0	1,450	88,554	26,857	49,328	4	1	7,289	83,474
	Wabash	57,200	6,956	11,187	5,196	6,420	0	0	86,959	23,500	54,729	4	1	16,857	95,086
	Wayne	70,103	8,189	8,264	8,189	2,492	0	0	97,237	20,894	53,147	4	0	24,353	98,394
	White	76,239	11,662	5,883	0	0	0	4,994	98,778	31,426	59,323	4	0	12,653	103,402
2nd ...	Circuit Total ...	\$742,831	\$94,067	\$75,246	\$19,955	\$46,672	\$0	\$17,534	\$996,305	\$288,337	\$591,775	42	13	\$186,005	\$1,066,117
3rd ...	Bond	\$47,569	\$6,419	\$9,055	\$3,089	\$0	\$0	\$0	\$66,132	\$26,800	\$40,372	3	0	\$22,793	\$89,965
	Madison	1,546,779	144,455	61,721	134,797	128,257	258,239	431,379	2,705,627	45,900	1,438,070	67	8	298,855	1,782,825
3rd ...	Circuit Total ...	\$1,594,348	\$150,874	\$70,776	\$137,886	\$128,257	\$258,239	\$431,379	\$2,771,759	\$72,700	\$1,478,442	70	8	\$321,648	\$1,872,790
4th ...	Christian	\$130,568	\$18,762	\$0	\$0	\$3,182	\$0	\$0	\$152,512	\$29,255	\$122,994	8	0	\$25,737	\$177,986
	Clay	45,430	5,773	6,090	0	1,795	0	0	59,088	25,522	45,847	3	0	9,624	81,023
	Clinton	112,629	15,184	35,073	0	8,326	0	9,482	180,694	29,832	119,120	8	0	21,778	170,730
	Effingham	182,243	21,887	10,227	0	5,374	0	10,301	230,032	26,250	108,781	7	2	41,821	176,852
	Fayette	99,512	14,173	11,856	1,833	1,906	0	4,785	134,065	25,000	61,164	4	0	17,104	103,268
	Jasper	49,697	6,406	0	0	5,414	0	316	61,833	27,923	42,944	3	0	12,407	83,274
	Marion	209,164	30,198	29,639	0	1,616	0	0	270,617	30,385	156,395	9	3	23,000	209,780
	Montgomery ...	161,628	23,286	6,219	0	9,988	0	0	201,121	28,502	116,204	7	0	19,095	163,801
	Shelby	62,926	8,481	12,314	0	3,053	0	0	86,774	28,000	70,135	5	0	13,000	111,135
4th ...	Circuit Total ...	\$1,053,797	\$144,150	\$111,418	\$1,833	\$40,654	\$0	\$24,884	\$1,376,736	\$250,699	\$843,584	54	5	\$183,566	\$1,277,849
5th ...	Clark	\$95,515	\$13,546	\$4,475	\$0	\$6,080	\$0	\$0	\$119,616	\$22,790	\$48,500	4	1	\$21,132	\$92,422
	Coles	240,990	7,238	24,668	0	9,273	0	0	282,169	31,000	135,818	9	2	10,812	177,630
	Cumberland ...	42,226	6,967	3,849	0	3,665	0	241	56,948	19,600	20,854	1	1	8,721	49,175
	Edgar	81,065	9,480	9,187	0	2,119	0	414	102,265	25,440	67,644	5	1	19,015	112,099
	Vermillion	339,422	41,535	37,917	9,568	41,131	0	2,010	471,583	30,500	286,849	22	8	79,922	397,271
5th ...	Circuit Total ...	\$799,218	\$78,766	\$80,096	\$9,568	\$62,268	\$0	\$2,665	\$1,032,581	\$129,330	\$559,665	41	13	\$139,602	\$828,597

**FISCAL YEAR 1991
TOTAL FINANCIAL ACTIVITY
AS REPORTED BY THE CLERKS OF THE CIRCUIT COURT**

Circuit	County	Revenue of Clerk's Office								Clerk's Operating Expenses					
		Clerk's Fees	Court Automation Fees	Maint. And Child Support Fund	Court Document Str. Funds	Int. Paid On Invested Funds	IDPA IV-D Payment	Other	Clerk's Revenue Total	Clerk's Salary	All Other Office Personnel	Full Time Staff	Part Time Staff	Other Office Expenses	Total Clerk's Office Expenditures
6th ...	Champaign	\$632,349	\$82,950	\$35,014	\$0	\$154,597	\$31,435	\$2,373	\$938,718	\$34,249	\$413,207	28	1	\$139,220	\$586,676
	DeWitt	78,681	8,957	14,230	0	0	0	366	102,234	26,999	91,361	7	0	16,375	134,735
	Douglas	84,542	10,873	10,841	0	4,900	0	0	111,156	32,860	97,618	7	1	11,282	141,760
	Macon	698,031	82,236	8,252	0	27,486	60,000	0	876,005	40,000	525,000	36	9	200,000	765,000
	Moultrie	58,040	7,993	4,235	0	1,624	0	318	72,210	27,000	64,207	5	1	32,426	123,633
	Piatt	48,723	2,286	1,123,493	0	4,890	0	1,161	1,180,553	31,448	103,207	6	1	27,765	162,420
6th ...	Circuit Total ...	\$1,600,366	\$195,295	\$1,196,065	\$0	\$193,497	\$91,435	\$4,218	\$3,280,876	\$192,556	\$1,294,600	89	13	\$427,068	\$1,914,224
7th ...	Greene	\$38,457	\$2,954	\$2,580	\$0	\$1,653	\$0	\$115	\$45,759	\$22,145	\$35,120	3	1	\$7,560	\$64,825
	Jersey	94,591	12,928	6,950	10,857	7,634	0	0	132,960	23,500	68,077	4	1	12,523	104,100
	Macoupin	232,494	24,038	17,908	0	11,926	0	0	286,366	34,187	210,312	12	0	46,239	290,738
	Morgan	140,177	17,344	19,524	0	11,485	0	2,269	190,799	28,500	128,745	6	5	26,195	183,440
	Sangamon	879,473	128,601	40,729	90,411	142,402	43,072	33,487	1,358,175	41,500	758,615	52	5	252,017	1,052,132
	Scott	19,404	0	0	0	0	0	0	19,404	21,012	13,700	1	0	5,226	39,938
7th ...	Circuit Total ...	\$1,404,596	\$185,865	\$87,691	\$101,268	\$175,100	\$43,072	\$35,871	\$2,033,463	\$170,844	\$1,214,569	78	12	\$349,760	\$1,735,173
8th ...	Adams	\$308,612	\$41,271	\$6,180	\$0	\$22,890	\$0	\$0	\$378,953	\$30,900	\$173,345	13	2	\$0	\$204,245
	Brown	25,714	4,254	2,220	0	1,684	0	0	33,872	17,000	21,452	2	0	6,878	45,330
	Calhoun	20,208	2,496	720	0	2,115	0	686	26,225	16,430	7,627	0	2	6,428	30,485
	Cass	54,596	6,954	6,715	0	2,954	0	234	71,453	31,930	39,500	3	0	7,015	78,445
	Mason	74,300	10,594	0	0	5,035	0	0	89,929	31,500	59,945	4	1	14,368	105,813
	Menard	29,069	3,856	869	0	1,808	0	148	35,750	29,116	45,880	2	2	10,661	85,657
	Pike	70,636	9,450	902	0	4,489	0	0	85,477	22,500	57,887	5	4	13,976	94,363
	Schuyler	34,249	5,580	3,591	0	0	0	0	43,420	22,500	28,881	2	1	7,858	59,239
8th ...	Circuit Total ...	\$617,384	\$84,455	\$21,197	\$0	\$40,975	\$0	\$1,068	\$765,079	\$201,876	\$434,517	31	12	\$67,184	\$703,577
9th ...	Fulton	\$137,843	\$19,249	\$31,637	\$0	\$629	\$0	\$9,646	\$199,004	\$26,500	\$93,246	9	1	\$30,505	\$150,251
	Hancock	74,952	6,576	7,898	0	1,867	0	0	91,293	28,090	49,694	4	0	13,752	91,536
	Henderson	41,642	5,953	2,464	0	0	0	0	50,059	20,034	48,227	2	2	9,749	78,010
	Knox	358,389	37,231	30,649	0	0	0	0	426,269	29,000	224,377	15	4	51,285	304,662
	McDonough	128,791	18,877	13,689	0	3,583	0	5,665	170,605	25,000	130,000	12	0	18,500	173,500
	Warren	104,638	15,969	17,744	3,563	2,714	0	0	144,628	24,500	83,050	6	1	32,450	140,000
9th ...	Circuit Total ...	\$708,412	\$103,855	\$104,081	\$3,563	\$8,793	\$0	\$15,311	\$1,081,858	\$153,124	\$628,594	48	8	\$156,241	\$937,959
10th ..	Marshall	\$54,739	\$7,344	\$8,626	\$6,013	\$5,290	\$0	\$0	\$82,012	\$22,611	\$42,952	3	1	\$22,246	\$87,809
	Peoria	977,007	94,829	55,190	58,696	44,449	178,356	56,699	1,465,226	40,469	927,445	57	5	511,619	1,479,533
	Putnam	21,640	4,644	2,260	0	966	0	0	29,510	20,345	12,366	1	1	6,803	39,514
	Stark	20,232	1,203	0	0	0	0	3,944	25,379	18,025	19,354	1	1	4,143	41,522
	Tazewell	729,254	65,379	36,401	0	26,054	0	0	857,088	33,176	358,682	26	2	19,843	411,701
10th ..	Circuit Total ...	\$1,802,872	\$173,399	\$102,477	\$64,709	\$76,759	\$178,356	\$60,643	\$2,459,215	\$134,626	\$1,360,799	88	10	\$564,654	\$2,060,079
11th ..	Ford	\$83,034	\$9,109	\$263	\$0	\$471	\$0	\$0	\$92,877	\$26,100	\$27,787	2	0	\$25,365	\$79,252
	Livingston	175,705	26,634	2,590	0	8,595	0	16,608	230,132	34,000	124,192	8	3	41,000	199,192
	Logan	127,832	23,785	18,000	0	4,720	0	862	175,199	27,816	152,877	0	0	26,822	207,515
	McLean	748,846	109,322	17,287	101,210	74,417	0	0	1,051,082	37,263	613,355	0	0	180,259	830,877
	Woodford	133,233	22,938	1,431	0	2,519	0	2,405	162,526	30,500	102,623	4	3	43,934	177,057
11th ..	Circuit Total ...	\$1,268,650	\$191,788	\$39,571	\$101,210	\$90,722	\$0	\$19,875	\$1,711,816	\$155,679	\$1,020,834	14	6	\$317,380	\$1,493,893

**FISCAL YEAR 1991
TOTAL FINANCIAL ACTIVITY
AS REPORTED BY THE CLERKS OF THE CIRCUIT COURT**

Circuit	County	Revenue of Clerk's Office								Clerk's Operating Expenses					
		Clerk's Fees	Court Automation Fees	Maint. And Child Support Fund	Court Document Str. Funds	Int. Paid On Invested Funds	IDPA IV-D Payment	Other	Clerk's Revenue Total	Clerk's Salary	All Other Office Personnel	Full Time Staff	Part Time Staff	Other Office Expenses	Total Clerk's Office Expenditures
12th ..	Will	\$3,137,514	\$226,341	\$113,228	\$197,862	\$27,907	\$0	\$609,529	\$4,312,381	\$54,800	\$1,890,157	109	0	\$169,038	\$2,113,995
12th ..	Circuit Total ...	\$3,137,514	\$226,341	\$113,228	\$197,862	\$27,907	\$0	\$609,529	\$4,312,381	\$54,800	\$1,890,157	109	0	\$169,038	\$2,113,995
13th ..	Bureau	\$171,288	\$24,796	\$14,563	\$0	\$2,305	\$0	\$927	\$213,879	\$32,100	\$137,766	9	6	\$51,181	\$221,047
	Grundy	148,734	26,186	15,158	0	6,905	0	1,948	198,931	33,600	67,338	3	4	49,700	150,638
	LaSalle	435,573	64,887	25,689	0	30,712	0	0	556,861	32,000	473,091	32	1	19,649	524,740
13th ..	Circuit Total ...	\$755,595	\$115,869	\$55,410	\$0	\$39,922	\$0	\$2,875	\$969,671	\$97,700	\$678,195	44	11	\$120,530	\$896,425
14th ..	Henry	\$211,536	\$42,007	\$42,795	\$0	\$12,074	\$0	\$0	\$308,412	\$35,534	\$176,610	14	2	\$57,369	\$269,513
	Mercer	55,626	7,570	8,461	0	0	0	0	71,657	26,200	38,275	3	1	27,617	92,092
	Rock Island	770,942	109,073	103,054	43,768	74,948	0	0	1,101,785	34,450	480,153	34	0	252,177	766,780
	Whiteside	292,951	36,176	12,689	0	621	0	0	342,437	33,000	164,718	11	1	33,273	230,991
14th ..	Circuit Total ...	\$1,331,055	\$194,826	\$1,112,834	\$43,768	\$87,643	\$0	\$0	\$2,770,126	\$129,184	\$859,756	62	4	\$370,436	\$1,359,376
15th ..	Carroll	\$66,858	\$8,748	\$12,217	\$0	\$0	\$0	\$0	\$87,823	\$21,600	\$34,508	3	0	\$7,939	\$64,047
	Jo Daviess	100,756	23,668	0	0	8,062	0	610	133,096	22,890	63,639	5	0	12,000	98,529
	Lee	195,423	28,178	21,594	0	2,205	0	0	247,400	36,00	186,429	12	1	87,785	310,214
	Ogle	169,452	25,273	23,115	0	0	0	9,308	227,148	35,000	175,946	10	1	45,999	256,945
	Stephenson	254,643	38,383	24,210	0	13,589	0	1,344	332,169	31,500	150,156	9	2	55,106	236,762
15th ..	Circuit Total ...	\$787,132	\$124,250	\$81,136	\$0	\$23,856	\$0	\$11,262	\$1,027,636	\$146,990	\$610,678	39	4	\$208,829	\$966,497
16th ..	DeKalb	\$383,739	\$59,853	\$11,724	\$16,526	\$32,750	\$0	\$1,866	\$506,458	\$39,752	\$353,387	17	5	\$98,099	\$491,238
	Kane	1,551,176	227,118	100,054	149,105	218,490	0	7,396	2,253,339	46,500	1,728,958	100	2	370,778	2,146,236
	Kendall	122,073	18,554	10,611	0	6,260	0	0	157,498	34,000	119,176	7	2	45,584	198,760
16th ..	Circuit Total ...	\$2,056,988	\$305,525	\$122,389	\$165,631	\$257,500	\$0	\$9,262	\$2,917,295	\$120,252	\$2,201,521	124	9	\$514,461	\$2,836,234
17th ..	Boone	\$166,342	\$16,425	\$12,191	\$0	\$9,049	\$0	\$992	\$204,999	\$25,422	\$140,301	9	1	\$22,537	\$188,260
	Winnebago	723,101	169,235	14,143	0	62,971	0	14,706	984,156	45,500	1,064,782	63	4	297,312	1,407,594
17th ..	Circuit Total ...	\$889,443	\$185,660	\$26,334	\$0	\$72,020	\$0	\$15,698	\$1,189,155	\$70,922	\$1,205,083	72	5	\$319,849	\$1,595,854
18th ..	DuPage	\$8,520,709	\$658,524	\$414,556	\$223,355	\$719,380	\$0	\$0	\$10,536,524	\$66,675	\$3,785,790	176	9	\$3,883,722	\$7,736,187
18th ..	Circuit Total ...	\$8,520,709	\$658,524	\$414,556	\$223,355	\$719,380	\$0	\$0	\$10,536,524	\$66,675	\$3,785,790	176	9	\$3,883,722	\$7,736,187
19th ..	Lake	\$2,983,093	\$393,976	\$47,030	\$0	\$153,751	\$0	\$0	\$3,577,850	\$53,000	\$2,035,172	98	8	\$77,670	\$2,165,842
	McHenry	996,731	158,446	5,510	150,745	63,861	0	0	1,375,293	46,000	863,215	49	4	160,034	1,069,249
19th ..	Circuit Total ...	\$3,979,824	\$552,422	\$52,540	\$150,745	\$217,612	\$0	\$0	\$4,953,143	\$99,000	\$2,898,387	147	12	\$237,704	\$3,235,091
20th ..	Monroe	\$68,209	\$9,487	\$6,591	\$0	\$1,651	\$0	\$0	\$85,938	\$33,259	\$59,669	3	1	\$14,000	\$106,928
	Perry	86,924	10,630	6,251	6,096	0	0	0	109,901	28,620	64,879	4	1	15,415	108,914
	Randolph	118,233	13,161	3,214	0	10,030	0	0	144,638	26,650	59,990	6	0	23,969	110,609
	St. Clair	2,294,828	194,525	77,400	0	140,857	362,612	5,778	3,076,000	45,778	1,001,735	66	8	70,954	1,118,467
	Washington	55,089	3,831	5,312	0	4,506	0	0	68,738	26,000	31,993	2	0	4,758	62,751
20th ..	Circuit Total ...	\$2,623,283	\$231,634	\$98,768	\$6,096	\$157,044	\$362,612	\$5,778	\$3,485,215	\$160,307	\$1,218,266	81	10	\$129,096	\$1,507,669
21st ..	Iroquois	\$171,403	\$17,081	\$1,154,294	\$0	\$18,937	\$0	\$85,719	\$1,447,434	\$31,600	\$96,330	6	2	\$37,605	\$165,535
	Kankakee	422,108	52,605	44,526	0	32,712	0	0	551,951	31,200	310,237	0	0	50,807	392,244
21st ..	Circuit Total ...	\$593,511	\$69,686	\$1,198,820	\$0	\$51,649	\$0	\$85,719	\$1,999,385	\$62,800	\$406,567	6	2	\$88,412	\$557,779
	Cook County ...	\$51,158,807	\$3,441,408	\$285,895	\$2,676,088	\$3,288,957	\$6,580,551	\$0	\$67,431,706	\$75,000	\$41,197,147	2,026	28	\$13,813,394	\$55,085,541
	Downstate Total .	\$37,251,461	\$4,197,490	\$5,219,888	\$1,231,777	\$2,586,461	\$933,714	\$1,361,859	\$52,920,493	\$2,976,022	\$25,781,170	1,463	169	\$8,925,500	\$37,682,692
	State Total	\$88,410,268	\$7,638,898	\$5,505,783	\$3,907,865	\$5,875,418	\$7,514,265	\$1,361,859	\$120,352,199	\$3,051,022	\$66,978,317	3,489	197	\$22,738,894	\$92,768,233

DISTRIBUTION OF FUNDS HELD IN TRUST OR AGENCY CAPACITY

Circuit	County	Maintenance and Child Support	Fines, Penalties, Assessments, and Forfeitures					
			Municipals	Townships	County Criminal	County Traffic	Subtotal Local Disbursements	State Conservation Department Funds
1st	Alexander	NA	NA	NA	NA	NA	NA	NA
	Jackson	\$1,912,170	\$325,215	\$0	\$133,940	\$130,846	\$590,010	\$4,425
	Johnson	241,051	14,117	0	125,962	94,425	234,504	6,990
	Massac	634,163	43,709	10,217	44,053	57,179	155,158	1,908
	Pope	162,888	3,229	24	17,777	16,122	37,152	944
	Pulaski	277,903	16,706	0	13,115	161,114	190,935	1,540
	Saline	1,098,446	59,361	0	52,606	32,764	144,731	852
	Union	469,357	46,725	0	38,581	64,931	150,237	6,233
	Williamson	1,858,835	115,913	0	83,833	160,728	360,474	4,204
1st	Circuit Total	\$6,654,813	\$624,975	\$10,241	\$509,876	\$718,109	\$1,863,201	\$27,096
2nd	Crawford	\$1,009,280	\$45,558	\$0	\$25,610	\$40,376	\$111,544	\$1,544
	Edwards	304,926	3,537	0	5,191	3,805	12,533	120
	Franklin	1,886,169	83,712	0	76,794	76,795	237,301	5,688
	Gallatin	208,098	4,510	0	18,213	24,202	46,925	2,648
	Hamilton	243,020	2,092	0	12,592	20,073	34,757	914
	Hardin	166,237	4,068	0	5,582	3,713	13,363	350
	Jefferson	1,990,793	58,448	1,652	52,723	103,456	216,279	2,185
	Lawrence	607,871	19,095	0	13,341	46,126	78,562	1,646
	Richland	570,787	35,425	0	12,780	46,171	94,376	604
	Wabash	718,391	34,558	0	17,448	29,694	81,700	282
	Wayne	791,145	13,734	0	15,047	86,766	115,547	1,248
	White	560,058	25,983	0	32,493	112,702	171,178	2,231
2nd	Circuit Total	\$9,056,775	\$330,720	\$1,652	\$287,814	\$593,879	\$1,214,065	\$19,460
3rd	Bond	\$679,782	\$12,824	\$0	\$16,820	\$43,973	\$73,617	\$1,181
	Madison	7,047,662	1,252,100	19,116	55,378	608,081	1,934,675	8,019
3rd	Circuit Total	\$7,727,444	\$1,264,924	\$19,116	\$72,198	\$652,054	\$1,264,924	\$9,200
4th	Christian	\$1,805,394	\$89,923	\$3,795	\$56,009	\$101,504	\$251,231	\$3,002
	Clay	558,706	46,458	20	28,795	51,210	126,483	248
	Clinton	742,824	108,212	0	92,185	92,273	292,670	3,184
	Effingham	1,440,276	96,513	24	166,385	222,219	485,141	1,398
	Fayette	796,524	29,178	774	38,855	96,989	165,796	2,942
	Jasper	292,327	20,128	3,475	31,846	61,457	116,906	1,499
	Marion	2,247,492	172,773	0	49,634	171,230	393,637	2,781
	Montgomery	1,214,074	95,828	641	82,929	193,181	372,579	2,400
	Shelby	1,033,974	24,206	0	58,771	50,622	133,599	16,475
4th	Circuit Total	\$10,131,591	\$683,219	\$8,729	\$605,409	\$1,040,685	\$2,338,042	\$33,929
5th	Clark	\$724,462	\$34,691	\$0	\$28,938	\$54,268	\$117,897	\$3,920
	Coles	2,693,239	202,122	0	109,546	114,441	426,109	3,807
	Cumberland	453,143	15,526	0	14,319	50,445	80,290	427
	Edgar	826,556	44,326	1,618	35,285	46,997	128,226	1,603
	Vermilion	3,381,501	334,210	22,790	98,262	231,576	686,838	6,438
5th	Circuit Total	\$8,078,901	\$630,875	\$24,408	\$286,350	\$497,727	\$1,439,360	\$16,195
6th	Champaign	\$5,675,703	\$457,156	\$13,607	\$62,570	\$229,126	\$762,459	\$502
	Dewitt	1,172,509	27,836	0	40,774	67,641	136,251	10,723
	Douglas	979,495	27,992	0	12,804	78,533	119,329	314
	Macon	9,997,147	591,278	2,100	285,837	138,802	1,018,017	4,640
	Moultrie	891,591	7,311	0	25,640	58,111	91,062	3,867
	Piatt	1,123,495	10,641	0	18,580	51,692	80,913	4,120
6th	Circuit Total	\$19,839,940	\$1,122,214	\$15,707	\$446,205	\$623,905	\$2,208,031	\$24,166
7th	Greene	\$30,978	\$24,609	\$0	\$6,931	\$37,276	\$68,816	\$1,202
	Jersey	693,246	42,256	0	49,146	86,706	178,108	3,977
	Macoupin	1,774,396	112,182	0	77,043	100,666	\$289,891	1,483
	Morgan	1,933,724	119,406	0	89,350	62,397	271,153	2,777
	Sangamon	10,565,227	485,764	0	81,234	383,415	950,413	3,538
	Scott	183,650	1,195	0	3,158	23,173	27,526	207
7th	Circuit Total	\$15,181,221	\$785,412	\$0	\$306,862	\$693,633	\$1,785,907	\$13,184
8th	Adams	\$3,087,593	\$277,056	\$0	\$135,857	\$98,061	\$510,974	\$5,352
	Brown	327,150	7,168	0	8,911	28,265	44,344	1,224
	Calhoun	84,130	3,630	0	14,835	21,145	39,610	2,366
	Cass	571,399	37,532	0	23,670	22,680	83,882	5,061
	Mason	709,474	65,120	0	34,042	56,873	156,035	3,006
	Menard	518,191	18,549	0	18,765	26,488	63,802	839
	Pike	659,483	24,583	0	13,197	67,328	105,108	4,816
	Schuyler	320,684	5,691	287	13,096	45,435	64,509	5,607
8th	Circuit Total	\$6,278,104	\$439,329	\$287	\$262,373	\$366,275	\$1,068,264	\$28,271

AND OF COLLECTIONS MADE FOR OTHERS

State Police (Overweights)	Illinois State Toll Highway Authority	Juvenile Drug Abuse Fund	Drug Traffic Prevention Fund	Violent Crimes Assistance Fund	Traffic & Criminal Conviction Surcharge	Driver Education Fund	Other State Fines, Etc.	Total State Expenditures	Total State and Local Disbursements	County	Circuit
NA	NA	NA	NA	NA	NA	NA	NA	NA	NA Alexander 1st
5,668	\$0	\$0	\$17,041	\$53,630	\$64,716	\$49,145	\$0	\$194,625	\$784,635 Jackson	
8,005	0	0	36,203	13,962	21,229	9,487	394	96,270	330,774 Johnson	
1,570	0	1,460	0	11,678	17,226	14,031	60	47,933	203,091 Massac	
465	0	481	0	3,134	4,169	2,123	45	11,361	48,513 Pope	
0	0	0	0	4,016	30,553	24,114	0	60,223	251,158 Pulaski	
74,443	0	7,420	0	21,489	25,499	0	16,148	145,851	290,582 Saline	
26,686	0	213	0	13,230	21,982	15,510	0	83,854	234,091 Union	
395,241	0	200	0	15,543	74,581	24,766	0	514,535	875,009 Williamson	
\$512,078	\$0	\$9,774	\$53,244	\$136,682	\$259,955	\$139,176	\$16,647	\$1,154,652	\$3,017,853 Circuit Total 1st
\$1,710	\$0	\$0	\$100	\$6,255	\$13,766	\$10,970	\$639	\$34,984	\$146,528 Crawford 2nd
31,195	0	0	0	1,844	5,087	4,875	0	43,121	55,654 Edwards	
20,433	0	1,011	6,745	13,516	30,111	25,103	460	103,067	340,368 Franklin	
8,150	0	20	20	3,244	6,179	3,647	0	23,908	70,833 Gallatin	
1,245	0	11	1,104	2,299	5,320	1,467	0	12,360	47,117 Hamilton	
957	0	15	0	932	2,007	1,184	0	5,445	18,808 Hardin	
9,733	0	571	15,176	13,163	25,565	19,784	0	86,177	302,456 Jefferson	
11,121	0	156	0	7,264	12,070	9,525	0	41,782	120,344 Lawrence	
4,020	0	0	0	8,583	12,086	9,818	0	35,111	129,487 Richland	
8,545	0	71	499	12,411	12,232	8,892	340	43,272	124,972 Wabash	
5,675	0	308	2,154	7,822	16,982	15,070	0	49,259	164,806 Wayne	
20,995	0	0	56	8,084	21,105	12,784	360	65,615	236,793 White	
\$123,779	\$0	\$2,163	\$25,854	\$85,417	\$162,510	\$123,119	\$1,799	\$544,101	\$1,758,166 Circuit Total 2nd
\$135	\$0	\$0	\$0	\$9,371	\$11,062	\$6,054	\$150	\$27,953	\$101,570 Bond 3rd
257,578	0	0	0	106,007	300,045	91,147	600	763,396	2,698,071 Madison	
\$257,713	\$0	\$0	\$0	\$115,378	\$311,107	\$97,201	\$750	\$791,349	\$2,799,641 Circuit Total 3rd
\$17,474	\$0	\$101	\$266	\$28,586	\$40,538	\$28,442	\$200	\$118,609	\$369,840 Christian 4th
5,409	0	846	0	14,667	15,205	12,917	0	49,292	175,775 Clay	
0	0	5,421	2,959	19,951	36,913	16,669	1,014	86,111	378,781 Clinton	
3,155	0	137	429	46,389	57,632	43,615	0	152,755	637,896 Effingham	
125,607	0	15,322	13,865	10,329	38,053	18,174	0	224,292	390,088 Fayette	
6,280	0	1,070	0	13,429	15,915	8,558	0	46,751	163,657 Jasper	
3,280	0	2,209	1,465	44,317	53,195	50,099	0	157,346	550,983 Marion	
104,209	0	95	255	20,080	53,139	32,597	36	212,811	585,390 Montgomery	
0	0	261	336	13,651	15,341	8,834	0	54,898	188,497 Shelby	
\$265,414	\$0	\$25,462	\$19,575	\$211,399	\$325,931	\$219,905	\$1,250	\$1,102,865	\$3,440,907 Circuit Total 4th
\$237,475	\$0	\$2,798	\$530	\$11,654	\$48,598	\$12,612	\$0	\$317,587	\$435,484 Clark 5th
863	0	0	0	35,098	50,921	26,481	0	117,170	543,279 Coles	
6,417	0	0	0	4,719	12,054	10,004	0	33,621	113,911 Cumberland	
20,438	0	1,544	10,811	9,603	24,765	8,026	0	76,790	205,016 Edgar	
25,724	0	0	37,617	83,349	89,332	76,843	0	319,303	1,006,141 Vermillion	
\$290,917	\$0	\$4,342	\$48,958	\$144,423	\$225,670	\$133,966	\$0	\$864,471	\$2,303,831 Circuit Total 5th
\$22,210	\$0	\$3,210	\$0	\$69,583	\$102,791	\$74,807	\$2,470	\$275,573	\$1,038,032 Champaign 6th
5,965	0	45	0	10,818	17,951	9,881	0	55,383	191,634 Dewitt	
7,018	0	0	3,491	3,219	14,771	12,571	893	42,277	161,606 Douglas	
53,936	0	4,980	0	79,575	129,218	66,565	59,454	398,368	1,416,385 Macon	
31,637	0	0	804	5,915	15,584	0	13,734	71,541	162,603 Moultrie	
540	0	0	35	6,583	11,102	8,741	270	31,391	112,304 Piatt	
\$121,306	\$0	\$8,235	\$4,330	\$175,693	\$291,417	\$172,565	\$76,821	\$874,533	\$3,082,564 Circuit Total 6th
\$0	\$0	\$0	\$0	\$3,819	\$5,648	\$4,902	\$0	\$15,571	\$84,387 Greene 7th
6,197	0	1,099	0	17,240	23,403	8,476	0	60,392	238,500 Jersey	
3,601	0	0	0	25,773	50,713	29,481	0	111,051	400,942 Macoupin	
2,214	0	0	0	24,224	32,276	15,850	0	77,341	348,494 Morgan	
141,777	0	1,329	0	78,402	180,486	137,038	250	542,820	1,493,233 Sangamon	
7,625	0	0	0	2,592	4,932	3,109	0	18,465	45,991 Scott	
\$161,414	\$0	\$2,428	\$0	\$152,050	\$297,458	\$198,856	\$250	\$825,640	\$2,611,547 Circuit Total 7th
\$16,715	\$0	\$4,583	\$32,084	\$35,920	\$68,400	\$46,535	\$45	\$209,634	\$720,608 Adams 8th
4,230	0	25	118	4,141	7,432	5,996	0	23,166	67,510 Brown	
135	0	0	0	4,894	5,355	3,528	0	16,278	55,888 Calhoun	
0	0	178	488	12,060	11,442	8,612	0	37,841	121,723 Cass	
19,995	0	780	2,340	9,281	22,091	16,410	0	73,903	229,938 Mason	
88	0	77	14	6,383	7,408	5,520	48	20,377	84,179 Menard	
26,405	0	543	3,707	10,100	17,458	9,929	45	73,003	178,111 Pike	
5,850	0	5	39	6,204	9,910	5,242	0	32,857	97,366 Schuyler	
\$73,418	\$0	\$6,191	\$38,790	\$88,983	\$149,496	\$101,772	\$138	\$487,059	\$1,555,323 Circuit Total 8th

DISTRIBUTION OF FUNDS HELD IN TRUST OR AGENCY CAPACITY

Circuit	County	Maintenance and Child Support	Fines, Penalties, Assessments, and Forfeitures					
			Municipals	Townships	County Criminal	County Traffic	Subtotal Local Disbursements	State Conservation Department Funds
9th	Fulton	\$2,418,779	\$70,769	\$0	\$60,477	\$113,333	\$244,579	\$3,131
	Hancock	924,588	26,925	525	32,204	55,342	114,996	3,856
	Henderson	370,372	4,651	0	6,268	59,374	70,293	2,875
	Knox	4,287,820	207,803	0	48,811	138,531	395,145	1,763
	McDonough	1,402,727	85,352	9,253	58,142	77,830	230,577	5,412
	Warren	1,203,268	49,512	38	38,375	76,994	164,919	650
9th	Circuit Total	\$10,607,554	\$445,012	\$9,816	\$244,277	\$521,404	\$1,220,509	\$17,687
10th	Marshall	\$747,261	\$22,366	\$0	\$10,148	\$51,879	\$84,393	\$862
	Peoria	12,491,430	546,323	22,547	256,183	128,780	953,833	4,592
	Putnam	244,505	9,326	0	2,070	40,592	51,988	529
	Stark	279,442	8,084	0	26,401	16,161	50,646	1,646
	Tazewell	7,519,781	524,871	0	159,522	301,216	985,609	5,668
10th	Circuit Total	\$21,282,419	\$1,110,970	\$22,547	\$454,324	\$538,628	\$2,126,469	\$13,297
11th	Ford	\$426,987	\$45,898	\$6,032	\$62,372	\$18,946	\$133,248	\$487
	Livingston	1,938,125	114,417	7,603	53,849	230,800	406,669	2,105
	Logan	1,702,130	83,043	0	37,863	174,662	295,568	729
	McLean	4,413,538	915,039	0	371,994	371,994	1,659,027	2,691
	Woodford	1,194,931	74,614	0	40,189	201,155	315,958	696
11th	Circuit Total	\$9,675,711	\$1,233,011	\$13,635	\$566,267	\$997,557	\$2,810,470	\$6,708
12th	Will	\$21,817,835	\$1,482,213	\$170,539	\$216,052	\$504,012	\$2,372,816	\$5,099
12th	Circuit Total	\$21,817,835	\$1,482,213	\$170,539	\$216,052	\$504,012	\$2,372,816	\$5,099
13th	Bureau	\$1,762,189	\$50,310	\$4,753	\$148,585	\$173,562	\$377,210	\$2,587
	Grundy	2,204,625	101,774	174	33,873	125,183	261,004	5,973
	LaSalle	4,944,541	262,103	1,178	84,541	264,101	611,923	9,417
13th	Circuit Total	\$8,911,355	\$414,187	\$6,105	\$266,999	\$562,846	\$1,250,137	\$17,977
14th	Henry	\$2,809,607	\$199,358	\$15,540	\$206,555	\$292,362	\$713,815	\$1,644
	Mercer	954,234	21,671	0	17,408	62,014	101,093	3,971
	Rock Island	12,082,576	976,631	0	493,943	493,943	1,964,517	9,855
	Whiteside	3,915,969	264,434	1,428	174,890	163,174	603,926	1,887
14th	Circuit Total	\$19,762,386	\$1,462,094	\$16,968	\$892,796	\$1,011,493	\$3,383,351	\$17,357
15th	Carroll	\$703,589	\$49,002	\$0	\$14,445	\$42,323	\$105,770	\$4,827
	Jo Daviess	708,784	75,252	0	56,000	102,390	233,642	7,981
	Lee	2,011,040	136,265	9,731	55,665	188,216	389,877	772
	Ogle	1,906,064	155,753	1	39,289	208,716	403,759	3,551
	Stephenson	2,714,373	506,650	23,387	96,996	256,702	883,735	2,076
15th	Circuit Total	\$8,043,850	\$922,922	\$33,119	\$262,395	\$798,347	\$2,016,783	\$19,207
16th	DeKalb	\$2,246,076	\$363,642	\$3,290	\$52,393	\$169,824	\$589,149	\$2,155
	Kane	17,361,285	1,369,531	36,750	112,165	289,488	1,807,934	1,174
	Kendall	1,737,844	102,574	12,067	51,740	112,471	278,852	2,608
16th	Circuit Total	\$21,345,205	\$1,835,747	\$52,107	\$216,298	\$571,783	\$2,675,935	\$5,937
17th	Boone	\$1,315,434	\$88,243	\$0	\$42,410	\$204,622	\$335,275	\$911
	Winnebago	7,553,545	1,314,736	17,682	410,459	629,599	2,372,476	10,435
17th	Circuit Total	\$8,868,979	\$1,402,979	\$17,682	\$452,869	\$834,221	\$2,707,751	\$11,346
18th	DuPage	\$33,332,012	\$5,439,857	\$20,440	\$196,169	\$457,728	\$6,114,194	\$73
18th	Circuit Total	\$33,332,012	\$5,439,857	\$20,440	\$196,169	\$457,728	\$6,114,194	\$73
19th	Lake	\$13,816,612	\$4,548,984	\$4,728	\$240,240	\$373,598	\$5,167,550	\$23,007
	McHenry	4,762,259	2,095,139	88,002	150,128	364,240	2,697,509	6,109
19th	Circuit Total	\$18,578,871	\$6,644,123	\$92,730	\$390,368	\$737,838	\$7,865,059	\$29,116
20th	Monroe	\$732,198	\$50,486	\$3,302	\$22,848	\$63,172	\$139,808	\$1,367
	Perry	1,293,089	38,594	0	55,818	79,474	173,886	1,170
	Randolph	1,913,901	67,844	0	55,793	73,770	197,407	3,276
	St. Clair	11,522,636	1,187,243	0	25,979	613,888	1,827,110	3,044
	Washington	545,571	15,121	0	17,560	77,304	109,985	554
20th	Circuit Total	\$16,007,395	\$1,359,288	\$3,302	\$177,998	\$907,608	\$2,448,196	\$9,411
21st	Iroquois	\$1,152,250	\$38,795	\$0	\$149,614	\$195,530	\$383,939	\$2,513
	Kankakee	4,675,768	180,578	0	69,252	167,520	417,350	3,886
21st	Circuit Total	\$5,828,018	\$219,373	\$0	\$218,866	\$363,050	\$801,289	\$6,399
	Cook County	\$87,109,490	\$10,670,214	\$5,286	\$1,224,302	\$11,382,329	\$23,282,131	\$8,599
	Downstate Total	\$287,010,379	\$29,853,444	\$539,130	\$7,332,765	\$13,992,782	\$50,974,753	\$331,115
	State Total	\$374,119,869	\$40,523,658	\$544,416	\$8,557,067	\$25,375,111	\$74,256,884	\$339,714

AND OF COLLECTIONS MADE FOR OTHERS

State Police Overweights)	Illinois State Toll Highway Authority	Juvenile Drug Abuse Fund	Drug Traffic Prevention Fund	Violent Crimes Assistance Fund	Traffic & Criminal Conviction Surcharge	Driver Education Fund	Other State Fines, Etc.	Total State Expenditures	Total State and Local Disbursements	County	Circuit
\$10,844	\$0	\$113	\$0	\$23,532	\$0	\$34,148	\$765	\$72,543	\$317,122 Fulton 9th
9,155	0	1,131	0	10,655	16,954	9,568	500	51,819	166,815 Hancock	
825	0	122	0	6,393	9,663	4,914	0	24,792	95,085 Henderson	
8,415	0	0	29	38,254	59,337	33,550	1,006	142,354	537,499 Knox	
1,160	0	2,311	0	24,266	32,730	14,245	340	80,464	311,041 McDonough	
8,872	0	0	4,719	19,548	23,078	13,955	338	71,160	236,079 Warren	
\$39,271	\$0	\$3,677	\$4,748	\$122,648	\$141,762	\$110,390	\$2,949	\$443,132	\$1,663,641 Circuit Total 9th
\$4,452	\$0	\$0	\$0	\$5,971	\$11,282	\$10,229	\$0	\$32,796	\$117,189 Marshall 10th
175,175	33,845	7,644	0	59,215	89,713	50,925	19,352	440,461	1,394,294 Peoria	
165	0	0	0	1,757	7,101	3,560	0	13,112	65,100 Putnam	
1,325	0	2,898	0	4,876	6,218	3,116	405	20,484	71,130 Stark	
0	0	1,250	0	37,042	113,728	51,766	0	209,454	1,195,063 Tazewell	
\$181,117	\$33,845	\$11,792	\$0	\$108,861	\$228,042	\$119,596	\$19,757	\$716,307	\$2,842,776 Circuit Total 10th
\$0	\$0	\$0	\$0	\$12,823	\$18,916	\$17,606	\$0	\$49,832	\$183,080 Ford 11th
8,161	0	0	0	0	0	39,877	5	50,148	456,817 Livingston	
6,335	0	837	2,013	20,875	41,920	20,845	0	93,554	389,122 Logan	
333,503	0	21,193	39,342	121,479	229,705	109,487	315	857,715	2,516,742 McLean	
405	0	169	1,366	17,985	40,418	22,771	405	84,215	400,173 Woodford	
\$348,404	\$0	\$22,199	\$42,721	\$173,162	\$330,959	\$210,586	\$725	\$1,135,464	\$3,945,934 Circuit Total 11th
\$666,021	\$0	\$12,995	\$33,013	\$7,144	\$448,798	\$101,172	\$4,238	\$1,278,480	\$3,651,296 Will 12th
\$666,021	\$0	\$12,995	\$33,013	\$7,144	\$448,798	\$101,172	\$4,238	\$1,278,480	\$3,651,296 Circuit Total 12th
\$32,500	\$0	\$14,470	\$21,360	\$23,479	\$45,406	\$22,011	\$1,350	\$163,163	\$540,373 Bureau 13th
49,586	0	988	0	3,127	0	0	20,657	80,331	341,335 Grundy	
46,128	0	11,215	0	30,060	84,964	71,675	0	253,459	865,382 LaSalle	
\$128,214	\$0	\$26,673	\$21,360	\$56,666	\$130,370	\$93,686	\$22,007	\$496,953	\$1,747,090 Circuit Total 13th
\$28,015	\$0	\$5,435	\$0	\$10,971	\$26,064	\$7,940	\$0	\$80,069	\$793,884 Henry 14th
6,901	0	0	30	5,367	8,986	1,801	50	27,106	128,199 Mercer	
522,529	0	3,946	13,157	10,525	259,526	114,184	3,038	936,760	2,901,277 Rock Island	
44,810	0	0	5,336	1,720	20,361	67,286	38,137	179,537	783,463 Whiteside	
\$602,255	\$0	\$9,381	\$18,523	\$28,583	\$314,937	\$191,211	\$41,225	\$1,223,472	\$4,606,823 Circuit Total 14th
\$8,704	\$0	\$259	\$56	\$14,830	\$16,766	\$15,857	\$50	\$61,349	\$167,119 Carroll 15th
\$1,485	0	1,471	2,250	21,153	29,896	13,746	135	78,117	311,759 Jo Daviess	
33,530	0	905	2,298	36,430	54,378	27,075	0	155,388	545,265 Lee	
12,533	0	708	0	26,208	51,027	26,148	0	120,175	523,934 Ogle	
25,131	0	0	0	33,512	66,662	37,015	610	165,006	1,048,741 Stephenson	
81,383	\$0	\$3,343	\$4,604	\$132,133	\$218,729	\$119,841	\$795	\$580,035	\$2,596,818 Circuit Total 15th
\$0	\$0	\$185	\$368	\$36,222	\$89,497	\$47,126	\$360	\$175,913	\$765,032 DeKalb 16th
91,679	0	6,814	50,256	196,143	354,577	310,497	1,440	1,012,580	2,820,514 Kane	
2,641	0	0	321	13,730	37,533	18,660	0	75,493	354,345 Kendall	
\$94,320	\$0	\$6,999	\$50,945	\$246,095	\$481,607	\$376,283	\$1,800	\$1,263,986	\$3,939,921 Circuit Total 16th
\$4,362	\$0	\$587	\$0	\$28,031	\$48,630	\$24,583	\$720	\$107,824	\$443,099 Boone 17th
49,498	0	2,223	3,615	83,245	259,103	161,271	14,448	583,838	2,956,314 Winnebago	
\$53,860	\$0	\$2,810	\$3,615	\$111,276	\$307,733	\$185,854	\$15,168	\$691,662	\$3,399,413 Circuit Total 17th
\$60,135	\$40,298	\$34,961	\$77,022	\$475,172	\$938,771	\$371,240	\$135	\$1,997,807	\$8,112,001 DuPage 18th
\$60,135	\$40,298	\$34,961	\$77,022	\$475,172	\$938,771	\$371,240	\$135	\$1,997,807	\$8,112,001 Circuit Total 18th
\$162,871	\$3,656	\$13,962	\$40,402	\$392,414	\$634,908	\$194,485	\$5,107	\$1,470,812	\$6,638,362 Lake 19th
83,621	0	10,759	1,857	117,035	277,418	75,906	4,163	576,868	3,274,377 McHenry	
\$246,492	\$3,656	\$24,721	\$42,259	\$509,449	\$912,326	\$270,391	\$9,270	\$2,047,680	\$9,912,739 Circuit Total 19th
\$0	\$0	\$477	\$3,338	\$9,972	\$18,488	\$16,385	\$50	\$50,077	\$189,885 Monroe 20th
25,372	0	18,352	0	13,192	30,597	0	12,345	101,028	274,914 Perry	
3,875	0	0	0	21,951	21,231	16,343	0	66,676	264,083 Randolph	
340,898	0	11,237	35,632	157,709	288,918	224,726	0	1,062,164	2,889,274 St. Clair	
6,480	0	1,015	3,790	7,528	14,230	7,852	0	41,449	151,434 Washington	
\$376,625	\$0	\$31,081	\$42,760	\$210,352	\$373,464	\$265,306	\$12,395	\$1,321,394	\$3,769,590 Circuit Total 20th
\$80,214	\$0	\$2,183	\$15,283	\$14,061	\$44,961	\$38,163	\$0	\$197,378	\$581,317 Iroquois 21st
4,178	0	2,287	0	36,890	53,612	44,717	21	145,591	562,941 Kankakee	
\$84,392	\$0	\$4,470	\$15,283	\$50,951	\$98,573	\$82,880	\$21	\$342,969	\$1,144,258 Circuit Total 21st
\$1,080,485	\$0	\$3,399	\$0	\$1,098,527	\$1,576,604	\$865,858	\$0	\$4,633,472	\$27,915,603 Cook County	
\$4,768,528	\$77,799	\$253,697	\$547,604	\$3,342,517	\$6,949,615	\$3,684,996	\$228,140	\$20,184,011	\$71,902,132	.. Downstate Total	
\$5,849,013	\$77,799	\$257,096	\$547,604	\$4,441,044	\$8,526,219	\$4,550,854	\$228,140	\$24,817,483	\$99,817,735 State Total	

DISTRIBUTION OF FUNDS HELD IN TRUST OR AGENCY CAPACITY

Circuit	County	Fees of Others										
		State's Attorney	Sheriff Service of Process	Sheriff Court Services	Law Library	Marriage Fund	County Fund to Finance Court System	Court Appointed Counsel	Municipal Attorney	Probation Services Fund	Dispute Resolution Fund	Arbitration Fee
1st	Alexander	NA	NA	NA	NA	NA	NA	NA	NA	NA	NA	NA
	Jackson	\$32,765	\$8,409	\$88,908	\$4,579	\$1,380	\$72,354	\$11,119	\$0	\$7,865	\$0	\$0
	Johnson	5,298	3,037	8,357	514	100	18,350	23,000	0	9,712	0	0
	Massac	8,937	6,309	11,831	2,295	230	17,476	744	330	14,110	0	0
	Pope	905	749	3,049	294	0	3,421	12,893	0	3,789	9	9
	Pulaski	10,079	2,102	7,769	945	0	34,742	0	0	30	0	0
	Saline	15,378	9,586	20,186	5,107	390	26,151	0	4,175	19,796	0	0
	Union	13,594	5,442	23,751	2,602	0	29,475	5,884	0	10,988	0	0
	Williamson	30,441	4,635	54,680	5,621	340	65,805	0	0	13,560	0	0
1st	Circuit Total	\$117,397	\$40,269	\$218,531	\$21,957	\$2,440	\$267,774	\$53,640	\$4,505	\$79,850	\$0	\$0
2nd	Crawford	\$6,630	\$1,989	\$16,991	\$3,300	\$0	\$11,068	\$0	\$0	\$5,582	\$0	\$0
	Edwards	2,035	588	5,388	1,745	0	3,661	0	0	2,010	0	0
	Franklin	43,404	6,406	29,804	7,934	990	21,234	0	0	15,678	0	0
	Gallatin	2,014	729	2,745	363	0	3,572	844	0	3,367	0	0
	Hamilton	8,808	2,309	4,699	2,340	0	5,853	0	0	1,270	0	0
	Hardin	2,340	1,472	3,750	1,364	0	3,156	17,816	0	1,401	0	0
	Jefferson	42,788	11,537	41,095	9,655	0	19,082	1,545	0	17,707	0	0
	Lawrence	6,230	2,407	0	0	0	9,193	0	0	1,591	0	0
	Richland	8,016	4,048	15,148	3,264	180	9,215	0	0	5,312	0	0
	Wabash	17,363	4,426	17,948	2,904	0	26,000	0	320	5,630	0	0
	Wayne	17,252	7,305	18,471	3,701	40	19,274	990	0	9,849	0	0
	White	19,677	3,330	17,519	1,996	0	18,618	0	0	8,284	0	0
2nd	Circuit Total	\$176,557	\$46,546	\$173,558	\$38,566	\$1,210	\$149,926	\$21,195	\$320	\$77,681	\$0	\$0
3rd	Bond	\$7,248	\$1,944	\$3,017	\$3,924	\$120	\$11,028	\$0	\$0	\$2,433	\$0	\$0
	Madison	178,942	0	134,442	38,017	0	172,998	0	6,482	17,933	0	0
3rd	Circuit Total	\$186,190	\$1,944	\$137,459	\$41,941	\$120	\$184,026	\$0	\$6,482	\$20,366	\$0	\$0
4th	Christian	\$17,872	\$15,970	\$29,519	\$10,433	\$747	\$24,101	\$150	\$0	\$31,351	\$0	0
	Clay	7,449	4,948	12,355	3,645	180	12,240	762	0	14,410	0	0
	Clinton	18,297	7,743	23,988	5,385	290	29,858	6,486	0	22,022	0	0
	Effingham	26,844	32,860	32,821	5,751	490	33,023	8,523	0	39,788	0	0
	Fayette	21,611	3,077	17,570	0	310	23,481	0	130	10,272	0	0
	Jasper	8,301	2,276	10,161	1,410	20	9,585	3,885	0	6,775	0	0
	Marion	25,744	3,633	44,001	8,979	590	42,353	200	0	42,737	0	0
	Montgomery	29,919	11,207	31,107	5,828	560	26,797	11,757	0	16,341	0	0
	Shelby	12,102	3,541	14,985	5,274	260	15,360	0	0	15,498	0	0
4th	Circuit Total	\$168,139	\$85,255	\$216,507	\$46,705	\$3,447	\$216,798	\$31,763	\$130	\$199,194	\$0	\$0
5th	Clark	\$39,783	\$4,019	\$0	\$3,473	\$0	\$19,092	\$3,102	\$174	\$2,605	\$0	\$0
	Coles	35,040	7,267	0	7,311	860	32,700	12,951	31,124	0	0	0
	Cumberland	4,457	953	0	0	0	11,093	960	0	875	0	0
	Edgar	15,967	0	4,000	5,567	0	13,232	3,390	0	8,184	0	0
	Vermillion	15,077	1,179	135,221	26,188	999	67,910	10,027	0	46,570	0	0
5th	Circuit Total	\$110,324	\$13,418	\$139,221	\$42,539	\$1,859	\$144,027	\$30,430	\$31,298	\$58,234	\$0	\$0
6th	Champaign	\$78,091	\$31,061	\$155,879	\$43,126	\$0	\$107,479	\$53,302	\$0	\$22,790	\$0	\$0
	Dewitt	3,637	10,299	12,785	1,596	370	10,603	15,346	34	3,135	0	0
	Douglas	4,479	0	9,155	1,458	0	20,033	623	2,674	11,767	0	0
	Macon	89,003	0	134,241	30,808	3,025	78,432	27,488	0	41,824	0	0
	Moultrie	4,752	5,913	0	2,994	30	15,989	4,883	0	9,456	0	0
	Piatt	4,260	5,683	0	3,072	0	8,910	1,406	4,030	5,427	0	0
6th	Circuit Total	\$184,222	\$52,886	\$312,060	\$83,054	\$3,425	\$241,446	\$103,048	\$6,738	\$94,399	\$0	\$0
7th	Greene	\$10,782	\$1,828	\$0	\$1,940	\$0	\$7,949	\$0	\$0	\$0	\$0	\$0
	Jersey	13,886	3,082	0	3,522	0	30,480	911	0	3,979	0	0
	Macoupin	17,786	9,777	36,573	9,484	0	25,378	0	0	7,087	0	0
	Morgan	16,114	5,119	29,179	8,120	710	39,632	8,250	0	11,493	0	0
	Sangamon	53,907	13,601	168,603	33,473	0	252,991	2,825	0	49,863	0	0
	Scott	2,079	1,270	0	1,009	0	3,796	0	0	0	0	0
7th	Circuit Total	\$114,554	\$34,677	\$234,355	\$57,548	\$710	\$360,226	\$11,986	\$0	\$72,422	\$0	\$0
8th	Adams	\$42,769	\$15,328	\$50,508	\$21,288	\$1,180	\$45,531	\$3,204	\$1,989	\$45,394	\$0	\$0
	Brown	3,430	2,177	1,860	766	0	5,973	282	10	415	0	0
	Calhoun	\$3,114	2,128	0	1,230	40	2,845	10,104	0	1,475	0	0
	Cass	11,143	5,696	6,884	3,221	0	8,444	0	0	1,080	0	0
	Mason	12,617	7,172	0	2,491	0	13,886	0	0	0	0	0
	Menard	5,613	2,571	0	1,566	0	3,814	1,843	0	1,476	0	0
	Pike	9,215	1,976	0	2,812	0	0	1,100	0	6,916	0	0
	Schuyler	5,694	1,645	0	1,298	0	7,635	0	40	1,486	0	0
8th	Circuit Total	\$93,595	\$38,693	\$59,252	\$34,672	\$1,220	\$88,128	\$16,533	\$2,039	\$58,242	\$0	\$0

AND OF COLLECTIONS MADE FOR OTHERS (CONT.)

Fees of Others (Contd.)		Miscellaneous Disbursements									
Rejection of Award	Total Fees of Others Distributed	Restitution	Work Release Compensation	Abandoned Unclaimed Bail	Abandoned Unclaimed Property	Deposits from Judicial Sales	Reim to Loc Anti-Crime Program	Other	Total Miscellaneous Disbursements	County	Circuit
NA	NA	NA	NA	NA	NA	NA	NA	NA	NA Alexander 1st
\$0	227,379	\$65,976	\$63	\$0	\$0	\$152,562	\$0	\$728,514	\$947,115 Jackson	
0	68,368	9,706	0	0	0	0	0	0	9,706 Johnson	
0	62,262	30,540	0	0	0	0	0	76,935	107,475 Massac	
0	25,100	3,537	0	0	0	0	0	525	4,062 Pope	
0	55,667	14,820	0	0	0	0	0	0	14,820 Pulaski	
0	100,769	49,266	0	0	0	0	0	12,993	62,259 Saline	
0	91,736	23,876	0	0	0	0	0	1,172	25,048 Union	
0	175,082	38,107	0	0	38	0	0	253,267	291,412 Williamson	
\$0	\$806,363	\$235,828	\$63	\$0	\$38	\$152,562	\$0	\$1,073,406	\$1,461,897 Circuit Total 1st
\$0	\$45,560	\$9,998	\$3,339	\$0	\$0	\$0	\$7,765	\$13,721	34,823 Crawford 2nd
0	15,427	5,830	0	0	0	0	0	0	5,830 Edwards	
0	125,450	33,844	0	0	0	0	0	0	33,844 Franklin	
0	13,634	9,218	0	0	0	0	1,124	1,450	11,792 Gallatin	
0	25,279	6,896	0	0	0	0	0	535	7,431 Hamilton	
0	31,299	3,559	0	0	0	40	120	0	3,719 Hardin	
0	143,409	41,204	0	0	0	0	0	51,841	93,045 Jefferson	
0	19,421	5,707	0	0	0	0	0	15,144	20,851 Lawrence	
0	45,183	0	0	0	0	0	0	0	0 Richland	
0	74,591	36,184	1,595	0	0	0	200	4,558	42,537 Wabash	
0	76,882	14,048	188	0	0	0	250	0	14,486 Wayne	
0	69,424	10,228	0	0	0	0	0	63,529	73,757 White	
\$0	\$685,559	\$176,716	\$5,122	\$0	\$0	\$40	\$9,459	\$150,778	\$342,115 Circuit Total 2nd
\$0	\$29,714	\$25,546	\$0	\$0	\$0	\$0	\$0	\$27,454	\$53,000 Bond 3rd
0	548,814	97,073	0	0	0	0	0	0	97,073 Madison	
\$0	\$578,528	\$122,619	\$0	\$0	\$0	\$0	\$0	\$27,454	\$150,073 Circuit Total 3rd
\$0	\$130,143	\$46,488	\$0	\$0	\$0	\$0	\$0	\$7,679	\$54,167 Christian 4th
0	55,989	25,422	0	0	0	0	0	11,195	36,617 Clay	
0	114,069	19,951	8,973	0	0	0	0	0	28,924 Clinton	
0	180,100	61,401	0	0	0	0	34,923	29,707	126,031 Effingham	
0	76,451	35,346	0	0	0	0	0	0	35,346 Fayette	
0	42,413	12,678	936	1,022	0	27,236	7,864	16,338	66,074 Jasper	
0	168,237	44,495	0	0	1,272	0	0	0	45,767 Marion	
0	133,516	46,700	1,075	0	0	0	1,655	8,960	58,390 Montgomery	
0	67,020	23,805	4,243	0	0	0	0	19,471	47,519 Shelby	
\$0	\$967,938	\$316,286	\$15,227	\$1,022	\$1,272	\$27,236	\$44,442	\$93,350	\$498,835 Circuit Total 4th
\$0	\$72,248	\$18,418	\$0	\$0	\$0	\$0	\$0	\$43,615	\$62,033 Clark 5th
0	127,253	0	0	0	0	0	0	0	0 Coles	
0	18,338	0	0	0	0	0	0	31,375	31,375 Cumberland	
0	50,340	35,095	7,563	0	0	0	0	0	42,658 Edgar	
0	303,171	92,091	0	0	0	0	0	163,607	255,698 Vermillion	
\$0	\$571,350	\$145,604	\$7,563	\$0	\$0	\$0	\$0	\$238,597	\$391,764 Circuit Total 5th
\$0	\$491,728	\$101,204	\$19,731	\$0	\$0	\$0	\$0	\$2,621,469	\$2,742,404 Champaign 6th
0	57,735	27,090	520	0	0	0	0	121	27,731 Dewitt	
0	50,189	10,212	948	0	0	0	0	69,005	80,165 Douglas	
0	404,821	111,507	1,104	0	0	0	0	77,467	190,078 Macon	
0	44,017	13,768	1,609	0	0	0	1,702	58,877	75,956 Moultrie	
0	32,788	24,324	3,792	0	1,387	0	0	24,419	53,922 Piatt	
\$0	\$1,081,278	\$288,105	\$27,704	\$0	\$1,387	\$0	\$1,702	\$2,851,358	\$3,170,256 Circuit Total 6th
\$0	\$22,499	\$2,105	\$0	\$0	\$0	\$0	\$0	\$0	\$2,105 Greene 7th
0	55,860	54,169	893	0	0	0	0	0	55,062 Jersey	
0	106,085	66,996	0	0	0	5,266	3,000	46,167	121,429 Macoupin	
0	118,617	52,543	5,509	0	0	0	0	185,506	243,558 Morgan	
0	575,263	198,901	5,642	0	0	0	150	1,469	206,162 Sangamon	
0	8,154	7,274	0	0	0	17,847	0	11,584	36,705 Scott	
\$0	\$886,478	\$381,988	\$12,044	\$0	\$0	\$23,113	\$3,150	\$244,726	\$665,021 Circuit Total 7th
\$0	\$227,191	\$123,299	\$37,389	\$0	\$0	\$143,568	\$0	\$12,165	\$316,421 Adams 8th
0	14,913	7,665	0	0	0	0	0	34,085	41,750 Brown	
0	20,936	8,331	0	0	0	0	0	18,607	26,938 Calhoun	
0	36,468	23,448	0	0	0	0	0	3,582	27,030 Cass	
0	36,166	19,161	0	0	0	0	0	49,125	68,286 Mason	
0	16,883	13,271	0	0	0	0	1,400	10,674	25,345 Menard	
0	22,019	0	2,687	0	0	67,827	0	289,043	359,557 Pike	
0	17,798	0	0	0	0	0	0	31,194	31,194 Schuyler	
\$0	\$392,374	\$195,175	\$40,076	\$0	\$0	\$211,395	\$1,400	\$448,475	\$896,521 Circuit Total 8th

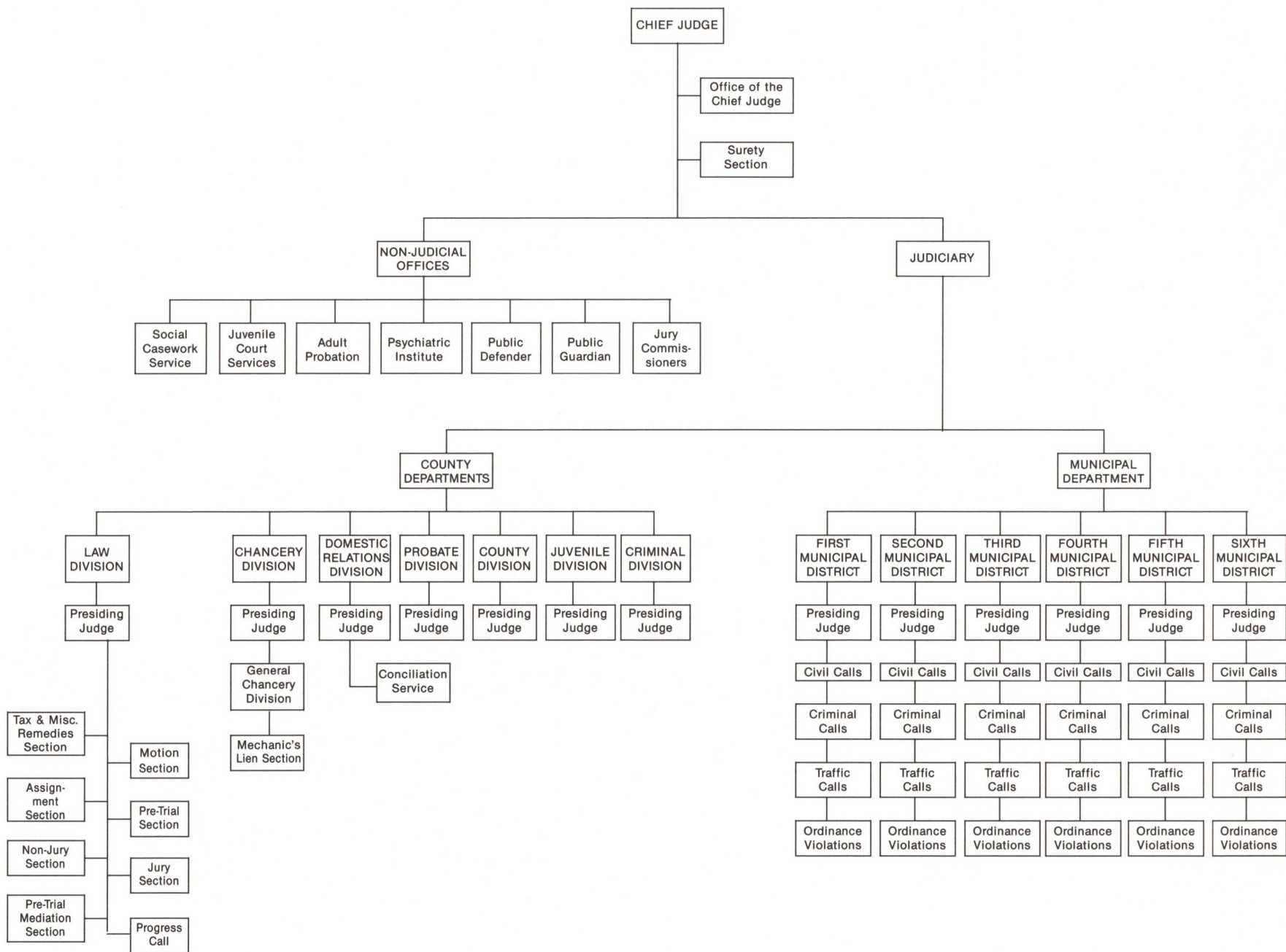
DISTRIBUTION OF FUNDS HELD IN TRUST OR AGENCY CAPACITY

Circuit	County	Fees of Others										
		State's Attorney	Sheriff Service of Process	Sheriff Court Services	Law Library	Marriage Fund	County Fund to Finance Court System	Court Appointed Counsel	Municipal Attorney	Probation Services Fund	Dispute Resolution Fund	Arbitration Fee
9th	Fulton	\$8,648	\$7,919	\$20,609	\$8,965	\$0	\$21,297	\$1,906	\$0	\$8,557	\$0	\$0
	Hancock	9,010	2,835	8,662	0	0	11,310	273	0	3,875	0	0
	Henderson	6,986	27	7,078	1,478	0	10,048	1,305	0	570	0	0
	Knox	32,830	12,684	49,114	10,349	0	47,258	1,219	2,510	15,045	0	0
	McDonough	23,061	11,772	20,672	8,283	0	20,174	25	0	5,130	0	0
	Warren	22,892	13,849	21,682	5,939	0	19,443	5,646	656	1,165	0	0
9th	Circuit Total	\$103,427	\$49,086	\$127,817	\$35,014	\$0	\$129,530	\$10,374	\$3,166	\$34,342	\$0	\$0
10th	Marshall	\$8,922	\$5,122	\$6,778	\$3,095	\$140	\$14,897	\$0	\$0	\$1,709	\$0	\$0
	Peoria	74,023	74,865	206,985	80,348	0	153,732	25,398	0	13,414	0	0
	Putnam	1,057	0	1,697	476	60	6,280	0	0	2	0	0
	Stark	2,437	411	1,400	0	0	2,820	0	40	0	0	0
	Tazewell	14,184	24,774	61,532	31,748	2,570	88,300	21,413	220	3,446	0	0
10th	Circuit Total	\$100,623	\$105,172	\$278,392	\$115,667	\$2,770	\$266,029	\$46,811	\$260	\$18,571	\$0	\$0
11th	Ford	\$8,236	\$2,749	\$16,509	\$1,953	\$0	\$17,743	\$3,076	\$0	\$15,374	\$0	\$0
	Livingston	18,655	10,709	15,802	9,174	0	31,598	585	0	11,738	0	0
	Logan	24,209	15,229	18,766	9,036	660	29,467	0	0	0	0	0
	McLean	107,674	68,900	139,462	26,955	2,060	234,987	44,644	0	89,243	0	0
	Woodford	16,824	14,683	20,274	3,088	0	33,425	575	45	12,329	0	0
11th	Circuit Total	\$175,598	\$112,270	\$210,813	\$50,206	\$2,720	\$347,220	\$48,880	\$45	\$128,684	0	0
12th	Will	\$340,614	\$44,719	\$98,186	\$0	\$0	\$334,601	\$54,046	\$0	\$12,762	\$0	\$0
12th	Circuit Total	\$340,614	\$44,719	\$98,186	\$0	\$0	\$334,601	\$54,046	\$0	\$12,762	\$0	\$0
13th	Bureau	\$1,435	\$0	\$0	\$9,144	\$480	\$29,885	\$9,020	\$0	\$0	\$9,884	\$0
	Grundy	0	0	0	0	0	0	0	0	0	2,300	0
	LaSalle	80,545	3,509	67,485	25,277	0	83,887	0	3,020	3,020	21,660	0
13th	Circuit Total	\$81,980	\$3,509	\$67,485	\$34,421	\$480	\$113,772	\$9,020	\$3,020	\$3,020	\$33,844	\$0
14th	Henry	10,317	\$6,547	\$45,748	\$12,688	\$380	\$42,007	\$6,217	\$130	\$23,466	\$0	\$0
	Mercer	3,659	1,902	0	3,860	170	9,743	2,991	0	5,986	0	0
	Rock Island	33,912	5,211	123,646	50,214	0	249,987	19,846	2,128	35,579	0	0
	Whiteside	35,113	10,067	41,377	19,058	0	41,359	8,837	0	36,482	0	0
14th	Circuit Total	\$83,001	\$23,727	\$210,771	\$85,820	\$550	\$342,096	\$37,891	\$2,258	\$101,513	\$0	\$0
15th	Carroll	\$9,174	\$8,615	\$9,595	\$2,905	\$220	\$12,042	\$2,741	\$20	\$5,232	\$0	\$0
	Jo Daviess	2,645	6,033	15,690	4,867	590	42,004	0	0	2,744	0	0
	Lee	8,794	6,881	26,295	11,201	990	53,452	7,851	0	16,759	0	0
	Ogle	13,639	32,853	24,090	9,399	1,070	33,837	9,140	4,810	10,505	0	0
	Stephenson	38,762	18,400	41,738	14,085	1,300	55,378	0	165	4,151	0	0
15th	Circuit Total	\$73,014	\$72,782	\$117,408	\$42,457	\$4,170	\$196,713	\$19,732	\$4,995	\$39,391	\$0	\$0
16th	DeKalb	\$78,123	\$453	\$112,879	\$18,338	\$540	\$92,879	\$0	\$0	\$0	\$0	\$0
	Kane	240,184	0	369,680	109,123	11,820	373,002	0	241,277	15,902	0	0
	Kendall	2,270	1,322	12,770	5,290	910	34,930	0	0	8,795	0	0
16th	Circuit Total	\$320,577	\$1,775	\$495,329	\$132,751	\$13,270	\$500,811	\$0	\$241,277	\$24,697	\$0	\$0
17th	Boone	\$28,095	\$7,204	\$33,686	\$7,206	\$980	\$52,619	\$3,425	\$0	\$16,425	\$0	\$0
	Winnebago	94,155	30,401	241,291	81,342	5,200	242,615	15,335	0	37,880	0	69,945
17th	Circuit Total	\$122,250	\$37,605	\$274,977	\$88,548	\$6,180	\$295,234	\$18,760	\$0	\$54,305	\$0	\$69,945
18th	DuPage	\$254,726	\$22,458	\$915,872	\$353,126	\$10,970	\$1,142,061	\$8,854	\$47,797	\$383,226	\$0	\$214,080
18th	Circuit Total	\$254,726	\$22,458	\$915,872	\$353,126	\$10,970	\$1,142,061	\$8,854	\$47,797	\$383,226	\$0	\$214,080
19th	Lake	\$59,966	\$31,069	\$699,486	\$151,389	\$0	\$693,771	\$81,297	\$64,378	\$243,687	\$0	\$126,175
	McHenry	33,955	29,156	242,177	53,546	0	307,795	32,126	52,534	61,767	0	43,666
19th	Circuit Total	\$93,921	\$60,225	\$941,663	\$204,935	\$0	\$1,001,566	\$113,423	\$116,912	\$305,454	\$0	\$169,841
20th	Monroe	\$9,345	\$487	\$0	\$1,494	\$410	\$17,388	\$880	\$0	\$0	\$0	\$0
	Perry	\$12,968	2,762	13,147	3,088	160	16,056	0	0	2,675	0	0
	Randolph	12,765	6,200	22,630	2,622	350	19,110	0	0	1,310	0	0
	St. Clair	20,914	127,926	397,527	97,415	7,590	243,745	0	480	43,035	0	0
	Washington	7,370	52	0	1,238	0	16,655	0	0	1,322	0	0
20th	Circuit Total	\$63,362	\$137,427	\$433,304	\$105,857	\$8,510	\$312,954	\$880	\$480	\$48,342	\$0	\$0
21st	Iroquois	\$2,350	\$4,109	\$11,610	\$4,169	\$0	\$26,140	\$0	\$0	\$11,160	\$0	\$0
	Kankakee	22,490	22,501	76,607	25,874	2,914	58,342	0	0	18,485	0	0
21st	Circuit Total	\$24,840	\$26,610	\$88,217	\$30,043	\$2,914	\$84,482	\$0	\$0	\$29,645	\$0	\$0
	Cook County	\$2,329,625	\$193,002	\$1,027	\$3,324,847	\$0	\$0	\$0	\$0	\$0	\$276,265	\$1,019,846
	Downstate Total	\$2,988,911	\$1,011,053	\$5,751,177	\$1,645,827	\$66,965	\$6,719,420	\$637,266	\$471,722	\$1,844,340	\$33,844	\$453,866
	State Total	\$5,318,536	\$1,204,055	\$5,752,204	\$4,970,204	\$66,965	\$6,719,420	\$637,266	\$471,722	\$1,844,340	\$310,109	\$1,473,712

AND OF COLLECTIONS MADE FOR OTHERS (CONT.)

Fees of Others (Contd.)		Miscellaneous Disbursements									
Rejection of Award	Total Fees of Others Distributed	Restitution	Work Release Compensation	Abandoned Unclaimed Bail	Abandoned Unclaimed Property	Deposits from Judicial Sales	Reim to Loc Anti-Crime Program	Other	Total Miscellaneous Disbursements	County	Circuit
\$0	\$77,901	\$24,392	\$314	\$0	\$0	\$0	\$0	\$333,520	\$358,226 Fulton 9th
0	35,965	17,534	0	0	0	0	0	0	17,534 Hancock	
0	27,492	2,444	16	0	0	0	0	0	2,460 Henderson	
0	171,009	38,345	0	0	2	0	0	306,920	345,267 Knox	
0	89,117	43,677	0	0	0	0	8,550	21,783	74,010 McDonough	
0	91,272	22,809	0	0	0	0	250	4,611	27,670 Warren	
\$0	\$492,756	\$149,201	\$330	\$0	\$2	\$0	\$8,800	\$666,834	\$825,167 Circuit Total 9th
\$0	\$40,663	\$20,754	\$2,767	\$0	\$0	\$453,280	\$0	\$0	\$476,801 Marshall 10th
0	628,765	140,077	355	0	0	680	8,792	0	149,904 Peoria	
0	9,572	5,862	312	0	0	0	0	2,962	9,136 Putnam	
0	7,108	8,255	0	0	0	0	0	9,425	17,680 Stark	
0	248,187	49,083	0	605	0	72,275	0	767	122,730 Tazewell	
\$0	\$934,295	\$224,031	\$3,434	\$605	\$0	\$526,235	\$8,792	\$13,154	\$776,251 Circuit Total 10th
\$0	\$65,640	\$16,074	\$0	\$0	\$0	\$0	\$0	\$10,452	\$26,526 Ford 11th
0	98,261	3,133	19,731	0	337	0	0	149,441	172,642 Livingston	
0	97,367	0	0	0	0	0	0	276,099	276,099 Logan	
0	713,925	28,624	32,287	0	1,552	203,799	1,881	782,276	1,050,419 McLean	
\$0	\$101,243	7,811	0	0	0	0	0	70,296	78,107 Woodford	
\$0	\$1,076,436	\$55,642	\$52,018	\$0	\$1,889	\$203,799	\$1,881	\$1,288,564	\$1,603,793 Circuit Total 11th
\$0	\$884,928	\$4,666	\$0	\$74,308	\$0	\$19,686	\$0	\$332,265	\$430,925 Will 12th
\$0	\$884,928	\$4,666	\$0	\$74,308	\$0	\$19,686	\$0	\$332,265	\$430,925 Circuit Total 12th
\$0	\$59,848	\$8,942	\$0	\$0	\$12,316	\$0	\$0	\$0	\$21,258 Bureau 13th
0	2,300	10,258	336	6,540	0	0	0	0	17,134 Grundy	
0	288,403	43,250	2,225	1,881	0	0	0	0	47,356 LaSalle	
\$0	\$350,551	\$62,450	\$2,561	\$8,421	\$12,316	\$0	\$0	\$0	\$85,748 Circuit Total 13th
\$0	\$147,500	\$0	\$0	\$0	\$0	\$0	\$0	\$0	\$0 Henry 14th
0	28,311	0	528	0	0	43,598	0	82	44,208 Mercer	
0	519,523	121,651	0	0	0	0	460	0	122,111 Rock Island	
0	192,293	0	34,155	0	0	0	4,170	0	38,325 Whiteside	
\$0	\$887,627	\$121,651	\$34,683	\$0	\$0	\$43,598	\$4,630	\$82	\$204,644 Circuit Total 14th
\$0	\$50,544	\$0	\$11,628	\$0	\$0	\$0	\$600	\$3,331	\$15,559 Carroll 15th
0	74,573	9,113	10,490	0	0	0	0	3,216	22,819 Jo Daviess	
0	132,223	2,901	24,449	0	0	0	0	7,208	34,558 Lee	
0	139,343	51,956	65,777	0	0	296	19,160	34,555	171,744 Ogle	
0	173,979	8,662	30,086	179	0	0	1,320	20,018	60,265 Stephenson	
\$0	\$570,662	\$72,632	\$142,430	\$179	\$0	\$296	\$21,080	\$68,328	\$304,945 Circuit Total 15th
\$0	\$303,212	\$0	\$5,121	\$0	\$0	\$0	\$0	\$0	\$5,121 DeKalb 16th
0	1,360,988	94,627	0	0	817	0	0	82,927	178,371 Kane	
0	66,287	45,724	11,486	663	0	0	0	12,883	70,756 Kendall	
\$0	\$1,730,487	\$140,351	\$16,607	\$663	\$817	\$0	\$0	\$95,810	\$254,248 Circuit Total 16th
\$0	\$149,640	\$25,652	\$46,792	\$0	\$0	\$0	\$0	\$2,466	\$74,910 Boone 17th
4,800	822,964	60,335	170	15,975	610	549,984	0	766,734	1,393,808 Winnebago	
\$4,800	\$972,604	\$85,987	\$46,962	\$15,975	\$610	\$549,984	\$0	\$769,200	\$1,468,718 Circuit Total 17th
\$0	\$3,353,170	\$0	\$282,485	\$37,060	\$42,627	\$0	\$2,056	\$11,621,173	\$11,985,401 DuPage 18th
\$0	\$3,353,170	\$0	\$282,485	\$37,060	\$42,627	\$0	\$2,056	\$11,621,173	\$11,985,401 Circuit Total 18th
\$15,800	\$2,167,018	\$598,612	\$0	\$22,012	\$10,370	\$51,466	\$5,285	\$23,901	\$711,646 Lake 19th
0	856,722	180,042	0	0	0	0	7,182	16,110	203,334 McHenry	
\$15,800	\$3,023,740	\$778,654	\$0	\$22,012	\$10,370	\$51,466	\$12,467	\$40,011	\$914,980 Circuit Total 19th
\$0	\$30,004	\$31,418	\$0	\$695	\$0	\$0	\$0	\$4,695	\$36,808 Monroe 20th
0	50,856	0	0	0	0	0	0	359,206	359,206 Perry	
0	64,987	18,460	0	0	0	0	0	138,054	156,514 Randolph	
0	938,632	19,554	0	0	0	0	0	0	19,554 St. Clair	
0	26,637	23,091	806	0	0	0	0	0	23,897 Washington	
\$0	\$1,111,116	\$92,523	\$806	\$695	\$0	\$0	\$0	\$501,955	\$595,979 Circuit Total 20th
\$0	\$59,538	\$29,302	\$0	\$3,300	\$0	\$0	\$0	\$0	\$32,602 Iroquois 21st
0	227,213	0	0	0	0	0	0	158,178	158,178 Kankakee	
\$0	\$286,751	\$29,302	\$0	\$3,300	\$0	\$0	\$0	\$158,178	\$190,780 Circuit Total 21st
\$1,096,320	\$8,240,932	\$0	\$0	\$7,662,531	\$0	\$0	\$0	\$2,029,585	\$9,692,116 Cook County	
\$20,600	\$21,644,991	\$3,679,411	\$690,115	\$164,240	\$71,328	\$1,809,410	\$119,859	\$20,683,698	\$27,218,061	.. Downstate Total	
\$1,116,920	\$29,885,923	\$3,679,411	\$690,115	\$7,826,771	\$71,328	\$1,809,410	\$119,859	\$22,713,283	\$36,910,177 State Total	

**The Circuit Court of Cook County 1991
Caseload and Statistical Records**



**ADMINISTRATIVE OFFICE OF THE ILLINOIS COURTS
TREND OF ALL CASES
IN THE CIRCUIT COURT OF COOK COUNTY 1991**

COUNTY DEPARTMENT		CASE ACTIVITY										Cases Disposed As % Of Total Added
Division	Type of Case	Pending At Start	Filed	Rein- stated	Trans- ferred	Total Added	Disposed	Adjust- ment	Pending At End	Change in Pending		
										Number	Percent	
LAW	Law > \$15,000 - Jury . . .	44,676	3,516	2,231	10,002	15,749	22,540	0	37,885	− 6,791	− 15.20%	143.12%
	Law > \$15,000 - Non-Jury	11,288	17,247	1,877	− 10,002	9,122	9,342	8	11,076	− 212	− 1.88%	102.41%
	Tax	444	140	24	0	164	122	0	486	42	9.46%	74.39%
	Eminent Domain	518	163	8	0	171	196	5	498	− 20	− 3.86%	114.62%
	Miscellaneous Remedy . .	3,217	1,919	114	0	2,033	2,532	16	2,734	− 483	− 15.01%	124.55%
	SUB-TOTAL	60,143	22,985	4,254	0	27,239	34,732	29	52,679	− 7,464	− 12.41%	127.51%
Chancery	Chancery	15,164	12,567	995	0	13,562	14,211	0	14,515	− 649	− 4.28%	104.79%
DOMESTIC RELATIONS	Domestic Relations	19,226	19,924	519	0	20,443	18,557	0	21,112	1,886	9.81%	90.77%
	Reciprocal Non-Support .	15,589	1,607	9,260	0	10,867	10,930	0	15,526	− 63	− 0.40%	100.58%
	SUB-TOTAL	34,815	21,531	9,779	0	31,310	29,487	0	36,638	1,823	5.24%	94.18%
	C O U N T Y	Tax	74,796	37,618	0	0	37,618	41,344	− 664	70,406	− 4,390	− 5.87%
Mental Health		70	5,627	0	0	5,627	5,574	− 6	117	47	67.14%	99.06%
Adoptions, Marriages of Minors, Order of Protection		1,440	1,947	0	0	1,947	1,903	0	1,484	44	3.06%	97.74%
Municipal Corporations & Election Matters		324	43	0	0	43	33	0	334	10	3.09%	76.74%
SUB-TOTAL		76,630	45,235	0	0	45,235	48,854	− 670	72,341	− 4,289	− 5.60%	108.00%
Probate	Estates	15,716	7,324	0	0	7,324	6,700	− 116	16,224	508	3.23%	91.48%
	Guardianships	3,101	3,378	0	0	3,378	3,087	14	3,406	305	9.84%	91.39%
	Disabled Adults	5,347	2,277	0	0	2,277	2,446	89	5,267	− 80	− 1.50%	107.42%
	SUB-TOTAL	24,164	12,979	0	0	12,979	12,233	− 13	24,897	733	3.03%	94.25%
Juvenile	Delinquency	13,619	18,762	76	0	18,838	17,521	0	14,936	1,317	9.67%	93.01%
	Dependency/Neglected . .	12,826	8,177	319	0	8,496	3,332	0	17,990	5,164	40.26%	39.22%
	Minors in Need of Authoritative Intervention	36	49	14	0	63	69	20	50	14	38.89%	109.52%
	SUB-TOTAL	26,481	26,988	409	0	27,397	20,922	20	32,976	6,495	24.53%	76.37%
	Criminal	Felony (Indictments & Information	15,725	30,354	4,850	0	35,204	35,327	0	15,602	− 123	− 0.78%
County Department Sub-Totals		253,122	172,639	20,287	0	192,926	195,766	− 634	249,648	− 3,474	− 1.37%	101.47%
MUNICIPAL DEPARTMENT												
D I S T R I C T O N E (1) T H R U S I X (6)	Law = <\$15,000 - Jury (1) .	1,639	216	166	1,406	1,788	1,944	280	1,763	124	7.57%	108.72%
	(1) Law = <\$15,000 - Non-Jury.	3,324	7,195	574	− 1,280	6,489	5,852	− 212	3,749	425	12.79%	90.18%
	Civil = <\$15,000 - Jury (2)	22,218	395	9,615	10,536	20,546	16,035	− 2,416	24,313	2,095	9.43%	78.04%
	(2) Civil = <\$15,000 - Non-Jury.	277,245	193,872	12,539	− 10,536	195,875	186,673	− 47,632	238,815	− 38,430	− 13.86%	95.30%
	Small Claims (3)	4,372	14,846	574	− 126	15,294	15,466	179	4,379	7	0.16%	101.12%
	Felony (Indictments & Informations)	3,190	5,389	1,903	0	7,292	6,759	− 93	3,630	440	13.79%	92.69%
	Felony (Prelim-Hearings)	27,316	57,707	1,423	0	59,130	68,592	9,675	27,529	213	0.78%	116.00%
	Housing (6th Dist. Only) .	101	30	2	0	32	40	0	93	− 8	− 7.92%	125.00%
	Paternity	23,103	16,959	26,047	0	43,006	41,859	0	24,250	1,147	4.96%	97.33%
	Misdemeanors, Ordinance & Conservation Violations . .	422,294	277,759	980	0	278,739	338,130	117,686	480,589	58,295	13.80%	121.31%
	Traffic Cases**	—	1,632,338	0	0	1,632,338	2,018,089	—	—	—	—	123.63%
	Parking Cases*	—	64,168	0	0	64,168	52,300	—	—	—	—	81.50%
Municipal Department Sub-Totals		784,802	574,368	53,823	0	628,191	681,350	77,467	809,110	24,308	3.10%	108.46%
Grand Totals - County & Municipal Departments		1,037,924	747,007	74,110	0	821,117	877,116	76,833	1,058,758	20,834	2.01%	106.82%

*Traffic & Parking Cases are shown in this report, but are not calculated into the Municipal Department Totals or in Grand Totals.

**Does not include Parking cases. (1) Breakdown of Law cases are for Districts Two thru Six only. (2) Includes Contracts & Torts, Personal Injury, Forcibles & Joint Actions, Forfeitures, Parentage, Housing and Pro Se Cases in the First District only. (3) Includes Districts Two thru Six only. NOTE: Pursuant to statute, District #1 (City of Chicago) Parking violations are adjudicated in Administrative hearings, effective 9/15/90.

**CIRCUIT COURT OF COOK COUNTY
TREND OF ALL CASES
MUNICIPAL DEPARTMENT - DISTRICT "1"
CIVIL CASES 1991**

TYPE OF CASES	BEGIN PENDING	CASE ACTIVITY			TERMI- NATED(3)	ADJUST- MENT	END PENDING
		FILED	TRANS- FERRED(1)	REIN- STATED(2)			
CONTRACTS & TORTS							
Jury	9,852	172	5,124	951	4,757	- 184	11,158
Non-Jury	172,841	123,309	- 5,124	8,861	102,841	356	197,402
Total	182,693	123,481	0	9,812	107,598	172	208,560
PERSONAL INJURY							
Jury	11,813	211	4,600	8,552	10,343	- 2,094	12,739
Non-Jury	4,673	9,450	- 4,600	1,530	5,434	- 13	5,606
Total	16,486	9,661	0	10,082	15,777	- 2,107	18,345
FORCIBLES AND JOINT ACTIONS							
Jury	369	10	690	93	735	- 127	300
Non-Jury	69,069	49,585	- 690	1,581	60,304	- 47,014	12,227
Total	69,438	49,595	0	1,674	61,039	- 47,141	12,527
FORFEITURES							
Jury	7	0	0	0	1	0	6
Non-Jury	1,474	540	0	36	1,105	12	957
Total	1,481	540	0	36	1,106	12	963
PARENTAGE							
Jury	6	0	4	0	4	0	6
Non-Jury	1,087	3	- 4	4	66	53	1,077
Total	1,093	3	0	4	70	53	1,083
HOUSING							
Jury	9	1	3	0	4	0	9
Non-Jury	14,703	5,576	- 3	17	5,610	- 197	14,486
Total	14,712	5,577	0	17	5,614	- 197	14,495
PRO SE							
Jury	119	0	97	10	170	- 12	44
Non-Jury	8,100	2,971	- 97	445	9,505	- 829	1,085
Total	8,219	2,971	0	455	9,675	- 841	1,129
OTHERS							
Jury	43	1	18	9	21	1	51
Non-Jury	5,298	2,438	- 18	65	1,808	0	5,975
Total	5,341	2,439	0	74	1,829	1	6,026
TOTALS	299,463	194,267	0	22,154	202,708	- 50,048	263,128

(1) Cases from Non-Jury to Jury. (2) Includes reinstated, transferred into District One and cases removed from special calendars. (3) Includes terminated, transferred out of District One and cases placed on special calendars.

**TREND OF CASES IN THE MUNICIPAL DEPARTMENT
CIRCUIT COURT OF COOK COUNTY DURING 1991**

		PENDING AT START	FILED	REIN- STATED	TRANS- FERRED	TOTAL ADDED	DISPOSED	ADJUST- MENT	PENDING AT END	CHANGE IN PENDING		CASES DISPOSED AS % OF TOTAL ADDED
										NUMBER	PERCENT	
LAW JURY CASES \$15,000 OR LESS	DIST. 2	316	19	0	154	173	215	0	274	- 42	- 13.29%	124.28%
	DIST. 3	435	64	64	429	557	528	0	464	29	6.67%	94.79%
	DIST. 4	357	2	8	366	376	397	- 1	335	- 22	- 6.16%	105.59%
	DIST. 5	171	59	46	0	105	253	125	148	- 23	- 13.45%	240.95%
	DIST. 6	360	72	48	457	577	551	156	542	182	50.56%	95.49%
LAW NON-JURY CASES \$15,000 OR LESS	DIST. 2	529	1,244	49	- 154	1,139	1,096	0	572	43	8.13%	96.22%
	DIST. 3	668	1,644	258	- 392	1,510	1,346	0	832	164	24.55%	89.14%
	DIST. 4	450	1,132	14	- 321	825	879	- 6	390	- 60	- 13.33%	106.55%
	DIST. 5	686	1,156	68	0	1,224	770	- 206	934	248	36.15%	62.91%
	DIST. 6	991	2,019	185	- 413	1,791	1,761	0	1,021	30	3.03%	98.32%
SMALL CLAIMS	DIST. 2	891	1,895	8	0	1,903	2,028	0	766	- 125	- 14.03%	106.57%
	DIST. 3	483	2,407	123	- 37	2,493	2,390	0	586	103	21.33%	95.87%
	DIST. 4	372	2,562	46	- 45	2,563	2,681	67	321	- 51	- 13.71%	104.60%
	DIST. 5	490	1,632	160	0	1,792	1,895	112	499	9	1.84%	105.75%
	DIST. 6	2,136	6,350	237	- 44	6,543	6,472	0	2,207	71	3.32%	98.91%
HOUSING*	DIST. 2	*	*	*	*	*	*	*	*	*	*	*
	DIST. 3	*	*	*	*	*	*	*	*	*	*	*
	DIST. 4	*	*	*	*	*	*	*	*	*	*	*
	DIST. 5	*	*	*	*	*	*	*	*	*	*	*
	DIST. 6	101	30	2	0	32	40	0	93	- 8	- 7.92%	0.00%
PATERNITY**	DIST. 1	20,067	16,511	22,608	0	39,119	38,756	0	20,430	363	1.81%	99.07%
	DIST. 2	1,003	26	136	0	162	105	0	1,060	57	5.68%	64.81%
	DIST. 3	49	23	102	0	125	85	0	89	40	81.63%	68.00%
	DIST. 4	757	199	1,327	0	1,526	1,249	0	1,034	8	36.59%	81.85%
	DIST. 5	**	**	**	**	**	**	**	**	**	**	**
	DIST. 6	1,227	200	1,874	0	2,074	1,664	0	1,637	410	33.41%	80.23%
FELONY (INDICTMENT & INFORMATION)	DIST. 1	0	74	0	0	74	74	0	0	0	0.00%	100.00%
	DIST. 2	1,121	604	579	0	1,183	1,095	- 87	1,122	1	0.09%	92.56%
	DIST. 3	287	1,368	290	0	1,658	857	0	1,088	801	279.09%	51.69%
	DIST. 4	578	919	674	0	1,593	1,819	0	352	- 226	- 39.10%	114.19%
	DIST. 5	347	717	95	0	812	831	0	328	- 19	- 5.48%	102.34%
	DIST. 6	857	1,707	265	0	1,972	2,083	- 6	740	- 117	- 13.65%	105.63%
FELONY (PRELIMINARY HEARINGS) (1)	DIST. 1	18,462	46,915	0	0	46,915	52,794	7,898	20,481	2,019	10.94%	112.53%
	DIST. 2	3,783	1,950	0	0	1,950	2,447	0	3,286	- 497	- 13.14%	125.49%
	DIST. 3	2,113	1,738	0	0	1,738	2,018	0	1,833	- 280	- 13.25%	116.11%
	DIST. 4	865	3,103	1,423	0	4,526	5,292	0	99	- 766	- 88.55%	116.92%
	DIST. 5	337	1,294	0	0	1,294	3,001	1,809	439	102	30.27%	231.92%
	DIST. 6	1,756	2,707	0	0	2,707	3,040	- 32	1,391	- 365	- 20.79%	112.30%

TREND OF CASES IN THE MUNICIPAL DEPARTMENT CIRCUIT COURT OF COOK COUNTY DURING 1991

		PENDING AT START	FILED	REIN- STATED	TRANS- FERRED	TOTAL ADDED	DISPOSED	ADJUST- MENT	PENDING AT END	CHANGE IN PENDING		CASES DISPOSED AS % OF TOTAL ADDED
										NUMBER	PERCENT	
MISDEMEANORS, ORDINANCE & CONSERVATION VIOLATIONS (1)	DIST. 1	379,788	207,992	0	0	207,992	251,535	103,692	439,937	60,149	15.84%	120.93%
	DIST. 2	11,634	7,611	0	0	7,611	9,856	0	9,389	- 2,245	- 19.30%	129.50%
	DIST. 3	6,550	15,625	0	0	15,625	15,201	157	7,131	581	8.87%	97.29%
	DIST. 4	16,617	12,870	980	0	13,850	19,560	0	10,907	- 5,710	- 34.36%	141.23%
	DIST. 5	2,581	12,501	0	0	12,501	15,918	13,600	12,764	10,183	394.54%	127.33%
	DIST. 6	5,124	21,160	0	0	21,160	26,060	237	461	- 4,663	- 91.00%	123.16%
TRAFFIC (2)	DIST. 1	—	807,166	0	0	807,166	920,640	—	—	—	—	114.06%
	DIST. 2	—	144,689	0	0	144,689	186,333	—	—	—	—	128.78%
	DIST. 3	—	193,961	0	0	193,961	261,017	—	—	—	—	134.57%
	DIST. 4	—	172,280	0	0	172,280	227,984	—	—	—	—	132.33%
	DIST. 5	—	147,830	0	0	147,830	210,460	—	—	—	—	142.37%
	DIST. 6	—	166,412	0	0	166,412	211,655	—	—	—	—	127.19%
PARKING CASES ***	DIST. 1	—	0	0	0	0	0	—	—	—	—	0.00%
	DIST. 2	—	6,462	0	0	6,462	7,924	—	—	—	—	122.62%
	DIST. 3	—	13,077	0	0	13,077	6,561	—	—	—	—	50.17%
	DIST. 4	—	15,149	0	0	15,149	11,076	—	—	—	—	73.11%
	DIST. 5	—	14,458	0	0	14,458	11,087	—	—	—	—	76.68%
	DIST. 6	—	15,022	0	0	15,022	15,652	—	—	—	—	104.19%
DISTRICT TOTALS ***	DIST. 1	717,780	465,759	44,762	0	510,521	545,867	61,542	743,976	26,196	3.65%	106.92%
	DIST. 2	19,277	13,349	772	0	14,121	16,842	- 87	16,469	- 2,808	- 14.57%	119.27%
	DIST. 3	10,585	22,869	837	0	23,706	22,425	157	12,023	1,438	13.59%	94.60%
	DIST. 4	19,996	20,787	4,472	0	25,259	31,877	60	13,438	- 6,827	- 32.80%	126.20%
	DIST. 5	4,612	17,359	369	0	17,728	22,668	15,440	15,112	10,500	227.67%	127.87%
	DIST. 6	12,552	34,245	2,611	0	36,856	41,671	355	8,092	- 4,460	35.53%	113.06%
GRAND TOTALS — MUNICIPAL DEPARTMENTS		784,802	574,368	53,823	0	628,191	681,350	77,467	809,110	24,308	3.10%	108.46%

*Housing matters are filed and disposed of as "general law" cases in Districts 2 thru 5.

**All paternity matters in District #5 are filed and disposed of in District #4.

***Traffic and Parking cases are not calculated into the District Totals.

(1) Indicates the dispositions of charges and not cases.

(2) Includes both Major and Minor traffic cases. Does not include Parking cases.

NOTE: Pursuant to statute, District #1 (City of Chicago) Parking violations are adjudicated in Administrative hearings, effective 9/15/90.

**IN THE MUNICIPAL DEPARTMENT, CIRCUIT COURT OF COOK COUNTY
DISTRICTS ONE THRU SIX, LAW JURY CASES DURING 1991**

**AVERAGE TIME INTERVAL BETWEEN DATE OF FILING
AND DATE OF DISPOSITION OF LAW JURY CASES**

	Law Jury Cases Terminated by Verdict			
	Number of Verdicts Reached During the Period	Months Elapsed Between Date of Filing and Date of Verdict		
		Maximum	Minimum	Average
District One	352	74	2	20.3
District Two	26	56.2	8	20.1
District Three	33	32.8	3.7	18.3
District Four	25	37.4	2.7	16.6
District Five	9	29.7	1.3	14.7
District Six	27	50.9	1	22.7
TOTAL	472	74	1	20.0

	All Law Jury Cases Disposed of by any Means Including Verdict			
	Total Number of Cases Disposed of During the Period	Months Elapsed Between Date of Filing and Date of Disposition		
		Maximum	Minimum	Average
District One	244,195	204	1	20.5
District Two	214	109.8	1	14.4
District Three	467	45.9	0.4	13.7
District Four	397	61.2	0.4	17.1
District Five	250	42.8	0.8	14.6
District Six	567	77.9	0.8	13.6
TOTAL	246,090	204	0.4	20.5

LAW

IN THE LAW DIVISION, COUNTY DEPARTMENT, CIRCUIT COURT OF COOK COUNTY STATISTICAL REPORT ON LAW CASES DURING 1991

AGE OF PENDING CASES ON DECEMBER 31, 1991

LAW CASES OVER \$15,000	Jury		1986 & Earlier	During 1987	During 1988	During 1989	During 1990	During 1991	Totals
		Number of Pending Law Cases	2,572	4,899	6,291	5,828	8,955	9,340	37,885
	Non-Jury	% of Total Pending Inventory	6.8%	12.9%	16.6%	15.4%	23.6%	24.7%	100.0%
		Number of Pending Law Cases	61	76	135	664	2,449	7,691	11,076
		% of Total Pending Inventory	0.6%	0.7%	1.2%	6.0%	22.1%	69.4%	100.0%

AVERAGE TIME INTERVAL BETWEEN DATE OF FILING AND DATE OF DISPOSITION OF LAW JURY CASES

Law Jury Cases Terminated By Verdict				
Calendar	Number of Verdicts Reached During the Period	Months Elapsed Between Date of Filing and Date of Verdict		
		Maximum	Minimum	Average
Total	637	145	4	70.9

Law Jury Cases Disposed of by Any Means Including Verdict				
Calendar	Total Number of Cases Disposed of During the Period	Months Elapsed Between Date of Filing and Date of Disposition		
		Maximum	Minimum	Average
Total	22,248	160	1	37.8

COUNTY DEPARTMENT

IN THE DOMESTIC RELATIONS DIVISION, COUNTY DEPARTMENT, CIRCUIT COURT OF COOK COUNTY DURING 1991

TOTAL DIVORCE CASES TERMINATED - 18,497

PART I

TOTAL JUDGMENTS - 15,289

1. Dissolution of Marriage	- 15,072
2. Legal Separation	- 135
3. Declaration of Invalidity	- 82

PART II

TOTAL DISMISSALS - 3,208

1. Dissolution of Marriage	- 3,114
2. Legal Separation	- 84
3. Declaration of Invalidity	- 10

MISDEMEANOR, ORDINANCE & CONSERVATION VIOLATIONS

IN THE MUNICIPAL DEPARTMENTS, — DISTRICTS ONE THRU SIX

NATURE AND NUMBER OF DISPOSITIONS OF MISDEMEANORS, ORDINANCE VIOLATIONS AND CONSERVATIONS VIOLATIONS*

Method of Disposition — Not Convicted										
District	Bond Forfeiture With or Without Warrant	Dismissed For Want of Prosecution	Nolle Prosequi	Non- Suit	Stricken Off With Leave To Reinstate	Leave To File Denied	Discharge Speedy Trial Statute	Found Not Guilty	Other Dismissal	Not Convicted Sub-Totals
One	27,677	2,312	9,123	61,512	99,139	298	0	2,420	1,311	203,792
Two	1,569	4	86	120	2,726	0	12	261	281	5,059
Three	1,754	56	116	1,160	3,793	8	0	292	111	7,290
Four	4,106	20	207	475	4,899	6	0	970	73	10,756
Five	2,179	59	1,244	421	4,959	14	0	565	147	9,588
Six	5,657	80	1,678	1,454	7,531	15	0	530	388	17,333
Totals	42,942	2,531	12,454	65,142	123,047	341	12	5,038	2,311	253,818

NATURE AND NUMBER OF DISPOSITIONS OF MISDEMEANORS, ORDINANCE VIOLATIONS AND CONSERVATION VIOLATIONS*

Method of Disposition — Convicted								
District	Imprison/ Periodic Imprison.		Probation	Conditional Discharge	Supervision	Fine Only and Ordered to Pay	Convicted Sub-Totals	Totals Convicted and Not Convicted
	State	Local						
One	6	5,986	1,733	1,046	24,812	14,160	47,743	251,535
Two	24	435	120	249	2,371	1,373	4,572	9,631
Three	1	558	72	405	4,173	2,476	7,685	14,975
Four	1	902	683	300	3,960	3,036	8,882	19,638
Five	8	651	63	224	3,634	1,750	6,330	15,918
Six	2	880	29	870	5,355	1,591	8,727	26,060
Totals	42	9,412	2,700	3,094	44,305	24,386	83,939	337,757

*Indicates the disposition of charges and not cases.

FELONY

IN THE MUNICIPAL DEPARTMENTS, CIRCUIT COURT OF COOK COUNTY, DISTRICTS ONE THRU SIX DURING 1991

NATURE OF DISPOSITION OF PRELIMINARY HEARINGS

	Method of Disposition*									
	Superseded By Indictment/Information or Finding of Probable Cause	No Probable Cause	Bond Forfeiture W/ or W/O Warrant	Dismissed for Want of Prosecution	Nolle Prosequi	Stricken Off With Leave to Reinstate	Leave to File Denied	Off Call/ Other Dismissal	Non-Suit	Totals
District 1	28,095	8,482	4,239	19	11,036	768	25	42	138	52,844
District 2	1,331	62	201	0	121	726	0	4	2	2,447
District 3	1,348	85	187	0	291	97	1	9	0	2,018
District 4	2,308	125	199	0	2,588	69	0	3	0	5,292
District 5	1,659	32	135	0	1,110	57	0	7	1	3,001
District 6	2,352	45	289	0	295	50	0	8	1	3,040
Totals	37,093	8,831	5,250	19	15,441	1,767	26	73	142	68,642

*Indicated the disposition of felony charges and not cases.

IN THE CRIMINAL DIVISION, COUNTY DEPARTMENT, AND IN THE MUNICIPAL DEPARTMENTS — DISTRICTS ONE THRU SIX

Disposition of Defendants* Charged With Offenses by Indictment & Information

	Not Convicted						Convicted			Found Unfit to Be Tried	Total Defendants Disposed Of
	Nolle	S.O.L.	Reduced to Misdemeanor	Other Discharge	Acquitted By		** Guilty Plea	** Bench Trial	** Jury Trial		
					Bench Trial	Jury Trial					
Criminal Division	2,085	4,989	557	215	2,179	108	24,046	3,441	364	170	38,154
District 1	0	1	0	4	0	0	71	0	0	0	76
District 2	51	68	88	42	39	0	1,061	30	4	2	1,385
District 3	80	22	50	40	12	1	606	9	0	3	823
District 4	76	73	125	17	40	9	1,495	31	9	5	1,880
District 5	75	6	10	8	14	1	795	14	5	1	929
District 6	112	16	42	26	65	5	1,855	40	21	5	2,187
Totals	2,479	5,175	872	352	2,349	124	29,929	3,565	403	186	45,434

*Not necessarily different defendants.

**Includes defendants found to be "guilty, but mentally ill."

FELONY

IN THE CRIMINAL DIVISION, COUNTY DEPARTMENT, CIRCUIT COURT OF COOK COUNTY 1991 ANNUAL REPORT

GUILTY PLEAS ACCEPTED BY TYPE OF FELONY & SENTENCES IMPOSED ON DEFENDANTS*

Type of Felony	Death	Natural Life	State Imprison.	CCDOC Only	Periodic Imp. Only CCDOC	Periodic Imp. With Condition	Probation Only	Probation With Some Jail Time	Prob. With Other Conditions	Condition Discharge Only	Condition Discharge W/Cond.	** Other	Totals
Murder	0	6	205	0	0	0	4	3	1	0	0	0	219
Class X	xxxx	1	2,321	0	3	0	199	102	163	0	0	3	2,792
Class One	xxxx	xxxx	2,823	0	6	0	2,165	407	1,258	0	3	26	6,688
Class Two	xxxx	xxxx	2,921	0	17	0	1,897	726	1,433	0	8	18	7,020
Class Three	xxxx	xxxx	1,848	0	10	0	1,205	344	978	0	12	8	4,405
Class Four	xxxx	xxxx	743	0	8	0	727	188	1,170	0	15	71	2,922
Totals	0	7	10,861	0	44	0	6,197	1,770	5,003	0	38	126	24,046

CONVICTIONS BY COURT BY TYPE OF FELONY & SENTENCES IMPOSED ON DEFENDANTS*

Type of Felony	Death	Natural Life	State Imprison.	CCDOC Only	Periodic Imp. Only CCDOC	Periodic Imp. With Condition	Probation Only	Probation With Some Jail Time	Prob. With Other Conditions	Condition Discharge Only	Condition Discharge W/Cond.	** Other	Totals
Murder	0	2	164	0	0	1	6	11	2	0	0	0	186
Class X	xxxx	1	701	0	2	10	152	90	182	0	1	7	1,146
Class One	xxxx	xxxx	374	0	1	17	211	68	223	0	5	14	913
Class Two	xxxx	xxxx	319	0	2	6	210	56	155	1	1	4	754
Class Three	xxxx	xxxx	121	0	1	9	75	22	77	0	0	0	305
Class Four	xxxx	xxxx	32	0	1	4	49	10	39	0	0	2	137
Totals	0	3	1,711	0	7	47	703	257	678	1	7	27	3,441

CONVICTIONS BY JURY BY TYPE OF FELONY & SENTENCES IMPOSED ON DEFENDANTS*

Type of Felony	Death	Natural Life	State Imprison.	CCDOC Only	Periodic Imp. Only CCDOC	Periodic Imp. With Condition	Probation Only	Probation With Some Jail Time	Prob. With Other Conditions	Condition Discharge Only	Condition Discharge W/Cond.	** Other	Totals
Murder	4	22	100	0	0	0	1	0	0	0	0	0	127
Class X	xxxx	6	133	0	0	0	0	0	1	0	0	0	140
Class One	xxxx	xxxx	21	0	0	0	0	0	1	0	0	0	22
Class Two	xxxx	xxxx	43	0	0	0	7	1	2	0	0	0	53
Class Three	xxxx	xxxx	11	0	0	0	0	1	1	0	0	0	13
Class Four	xxxx	xxxx	8	0	0	0	0	0	1	0	0	0	9
Totals	4	28	316	0	0	0	8	2	6	0	0	0	364

*Not necessarily different defendants.

**Includes defendants sentenced to pay a fine only, drug abuse program only, etc.

Note: Includes sentences where defendant was charged with a Murder or a Class X offense and reported as such, but defendant was found guilty of a lesser offense.

FELONY

IN THE CIRCUIT COURT OF COOK COUNTY MUNICIPAL DEPARTMENT, DISTRICT ONE

TYPES OF SENTENCES IMPOSED ON DEFENDANTS CHARGED WITH FELONIES BY INFORMATION DURING 1991

Sentences Imposed	Number of Defendants
State Imprisonment only (a)	1
Local Imprisonment only	0
Periodic Imprisonment Only	0
Periodic Imprisonment** With Conditions	0
Probation Only	53
Probation With Some Jail	6
Probation With Conditions**	11
Conditional Discharge Only	0
Conditional Discharge With Some Jail	0
Conditional Discharge** With Conditions	0
Total Pleas	71

(a) Sentences to State Imprisonment do not include some orders reported with a condition to pay a fine.

*Not necessarily different defendants.

**Includes such conditions as payment of a fine, restitution, etc.

FELONY

IN THE MUNICIPAL DEPARTMENT, CIRCUIT COURT OF COOK COUNTY, DISTRICT TWO — 1991 ANNUAL REPORT

GUILTY PLEAS ACCEPTED BY TYPE OF FELONY & SENTENCES IMPOSED ON DEFENDANTS*

Type of Felony	Death	Natural Life	State Imprison.	CCDOC Only	Periodic Imp. Only CCDOC	Periodic Imp. With Condition	Probation Only	Probation With Some Jail Time	Prob. With Other Conditions	Condition Discharge Only	Condition Discharge W/Cond.	** Other	Totals
Murder	0	0	1	0	0	0	0	0	0	0	0	0	1
Class X	xxxx	0	26	0	0	0	0	0	0	0	0	0	26
Class One	xxxx	xxxx	80	1	0	0	16	6	34	2	0	0	139
Class Two	xxxx	xxxx	99	15	0	0	91	25	57	6	4	1	298
Class Three	xxxx	xxxx	153	24	0	0	109	36	72	4	6	0	404
Class Four	xxxx	xxxx	55	6	0	0	55	10	60	4	3	0	193
Totals	0	0	414	46	0	0	271	77	223	16	13	1	1,061

CONVICTIONS BY COURT BY TYPE OF FELONY & SENTENCES IMPOSED ON DEFENDANTS*

Type of Felony	Death	Natural Life	State Imprison.	CCDOC Only	Periodic Imp. Only CCDOC	Periodic Imp. With Condition	Probation Only	Probation With Some Jail Time	Prob. With Other Conditions	Condition Discharge Only	Condition Discharge W/Cond.	** Other	Totals
Murder	0	0	3	0	0	0	0	0	0	0	0	0	3
Class X	xxxx	0	2	0	0	0	0	0	0	0	0	0	2
Class One	xxxx	xxxx	2	0	0	0	4	0	1	0	0	0	7
Class Two	xxxx	xxxx	2	1	0	0	0	0	1	0	0	0	4
Class Three	xxxx	xxxx	3	0	0	0	1	2	1	0	0	0	7
Class Four	xxxx	xxxx	4	0	0	0	0	0	2	0	1	0	7
Totals	0	0	16	1	0	0	5	2	5	0	1	0	30

CONVICTIONS BY JURY BY TYPE OF FELONY & SENTENCES IMPOSED ON DEFENDANTS*

Type of Felony	Death	Natural Life	State Imprison.	CCDOC Only	Periodic Imp. Only CCDOC	Periodic Imp. With Condition	Probation Only	Probation With Some Jail Time	Prob. With Other Conditions	Condition Discharge Only	Condition Discharge W/Cond.	** Other	Totals
Murder	0	0	0	0	0	0	0	0	0	0	0	0	0
Class X	xxxx	0	2	0	0	0	0	0	0	0	0	0	2
Class One	xxxx	xxxx	2	0	0	0	0	0	0	0	0	0	2
Class Two	xxxx	xxxx	0	0	0	0	0	0	0	0	0	0	0
Class Three	xxxx	xxxx	0	0	0	0	0	0	0	0	0	0	0
Class Four	xxxx	xxxx	0	0	0	0	0	0	0	0	0	0	0
Totals	0	0	4	0	0	0	0	0	0	0	0	0	4

*Not necessarily different defendants.

**Includes defendants sentenced to pay a fine only, drug abuse program only, etc.

FELONY

IN THE MUNICIPAL DEPARTMENT, CIRCUIT COURT OF COOK COUNTY, DISTRICT THREE — 1991 ANNUAL REPORT

GUILTY PLEAS ACCEPTED BY TYPE OF FELONY & SENTENCES IMPOSED ON DEFENDANTS*

Type of Felony	Death	Natural Life	State Imprison.	CCDOC Only	Periodic Imp. Only CCDOC	Periodic Imp. With Condition	Probation Only	Probation With Some Jail Time	Prob. With Other Conditions	Condition Discharge Only	Condition Discharge W/Cond.	** Other	Totals
Murder	0	0	2	0	0	0	0	0	0	0	0	0	2
Class X	xxxx	0	55	0	0	0	0	0	0	0	0	0	55
Class One	xxxx	xxxx	54	11	0	0	20	2	27	1	2	5	122
Class Two	xxxx	xxxx	54	27	0	0	27	7	44	2	0	10	171
Class Three	xxxx	xxxx	43	35	0	0	16	8	30	5	1	4	142
Class Four	xxxx	xxxx	20	18	0	0	19	4	48	1	0	4	114
Totals	0	0	228	91	0	0	82	21	149	9	3	23	606

CONVICTIONS BY COURT BY TYPE OF FELONY & SENTENCES IMPOSED ON DEFENDANTS*

Type of Felony	Death	Natural Life	State Imprison.	CCDOC Only	Periodic Imp. Only CCDOC	Periodic Imp. With Condition	Probation Only	Probation With Some Jail Time	Prob. With Other Conditions	Condition Discharge Only	Condition Discharge W/Cond.	** Other	Totals
Murder	0	0	0	0	0	0	0	0	0	0	0	0	0
Class X	xxxx	0	0	0	0	0	0	0	0	0	0	0	0
Class One	xxxx	xxxx	1	0	0	0	0	0	0	0	0	0	1
Class Two	xxxx	xxxx	3	0	0	0	0	0	0	0	0	0	3
Class Three	xxxx	xxxx	1	1	0	0	1	0	1	0	0	0	4
Class Four	xxxx	xxxx	0	0	0	0	1	0	0	0	0	0	1
Totals	0	0	5	1	0	0	2	0	1	0	0	0	9

CONVICTIONS BY JURY BY TYPE OF FELONY & SENTENCES IMPOSED ON DEFENDANTS*

Type of Felony	Death	Natural Life	State Imprison.	CCDOC Only	Periodic Imp. Only CCDOC	Periodic Imp. With Condition	Probation Only	Probation With Some Jail Time	Prob. With Other Conditions	Condition Discharge Only	Condition Discharge W/Cond.	** Other	Totals
Murder	0	0	0	0	0	0	0	0	0	0	0	0	0
Class X	xxxx	0	0	0	0	0	0	0	0	0	0	0	0
Class One	xxxx	xxxx	0	0	0	0	0	0	0	0	0	0	0
Class Two	xxxx	xxxx	0	0	0	0	0	0	0	0	0	0	0
Class Three	xxxx	xxxx	0	0	0	0	0	0	0	0	0	0	0
Class Four	xxxx	xxxx	0	0	0	0	0	0	0	0	0	0	0
Totals	0	0	0	0	0	0	0	0	0	0	0	0	0

*Not necessarily different defendants.

**Includes defendants sentenced to pay a fine only, drug abuse program only, etc.

FELONY

THE MUNICIPAL DEPARTMENT, CIRCUIT COURT OF COOK COUNTY, DISTRICT FOUR — 1991 ANNUAL REPORT

GUILTY PLEAS ACCEPTED BY TYPE OF FELONY & SENTENCES IMPOSED ON DEFENDANTS*

Type of Felony	Death	Natural Life	State Imprison.	CCDOC Only	Periodic Imp. Only CCDOC	Periodic Imp. With Condition	Probation Only	Probation With Some Jail Time	Prob. With Other Conditions	Condition Discharge Only	Condition Discharge W/Cond.	** Other	Totals
Murder	0	0	5	0	0	0	0	0	0	0	0	0	5
Class X	xxxx	0	74	0	0	0	0	0	0	0	0	0	74
Class One	xxxx	xxxx	70	0	0	0	6	13	19	0	0	0	108
Class Two	xxxx	xxxx	180	0	0	0	100	92	70	1	3	0	446
Class Three	xxxx	xxxx	234	0	0	0	145	64	73	8	1	0	525
Class Four	xxxx	xxxx	108	0	0	0	69	45	111	4	0	0	337
Totals	0	0	671	0	0	0	320	214	273	13	4	0	1,495

CONVICTIONS BY COURT BY TYPE OF FELONY & SENTENCES IMPOSED ON DEFENDANTS*

Type of Felony	Death	Natural Life	State Imprison.	CCDOC Only	Periodic Imp. Only CCDOC	Periodic Imp. With Condition	Probation Only	Probation With Some Jail Time	Prob. With Other Conditions	Condition Discharge Only	Condition Discharge W/Cond.	** Other	Totals
Murder	0	0	0	0	0	0	0	0	0	0	0	0	0
Class X	xxxx	0	9	0	0	0	0	0	0	0	0	0	9
Class One	xxxx	xxxx	4	0	0	0	0	1	0	0	0	0	5
Class Two	xxxx	xxxx	3	0	0	0	0	0	0	1	0	0	4
Class Three	xxxx	xxxx	3	0	0	0	0	2	2	0	0	0	7
Class Four	xxxx	xxxx	2	0	0	0	1	2	1	0	0	0	6
Totals	0	0	21	0	0	0	1	5	4	0	0	0	31

CONVICTIONS BY JURY BY TYPE OF FELONY & SENTENCES IMPOSED ON DEFENDANTS*

Type of Felony	Death	Natural Life	State Imprison.	CCDOC Only	Periodic Imp. Only CCDOC	Periodic Imp. With Condition	Probation Only	Probation With Some Jail Time	Prob. With Other Conditions	Condition Discharge Only	Condition Discharge W/Cond.	** Other	Totals
Murder	0	0	2	0	0	0	0	0	0	0	0	0	2
Class X	xxxx	1	5	0	0	0	0	0	0	0	0	0	6
Class One	xxxx	xxxx	0	0	0	0	0	0	0	0	0	0	0
Class Two	xxxx	xxxx	0	0	0	0	0	1	0	0	0	0	1
Class Three	xxxx	xxxx	0	0	0	0	0	0	0	0	0	0	0
Class Four	xxxx	xxxx	0	0	0	0	0	0	0	0	0	0	0
Totals	0	1	7	0	0	0	0	1	0	0	0	0	9

*Not necessarily different defendants.

**Includes defendants sentenced to pay a fine only, drug abuse program only, etc.

FELONY

IN THE MUNICIPAL DEPARTMENT, CIRCUIT COURT OF COOK COUNTY, DISTRICT FIVE — 1991 ANNUAL REPORT

GUILTY PLEAS ACCEPTED BY TYPE OF FELONY & SENTENCES IMPOSED ON DEFENDANTS*

Type of Felony	Death	Natural Life	State Imprison.	CCDOC Only	Periodic Imp. Only CCDOC	Periodic Imp. With Condition	Probation Only	Probation With Some Jail Time	Prob. With Other Conditions	Condition Discharge Only	Condition Discharge W/Cond.	** Other	Totals
Murder	0	0	1	0	0	0	0	0	0	0	0	0	1
Class X	xxxx	0	32	0	0	0	0	0	0	0	0	0	32
Class One	xxxx	xxxx	49	0	0	0	10	1	20	0	0	0	80
Class Two	xxxx	xxxx	81	0	0	0	17	23	77	0	0	0	198
Class Three	xxxx	xxxx	142	0	0	0	18	14	102	0	0	0	276
Class Four	xxxx	xxxx	59	0	0	0	29	7	113	0	0	0	208
Totals	0	0	364	0	0	0	74	45	312	0	0	0	795

CONVICTIONS BY COURT BY TYPE OF FELONY & SENTENCES IMPOSED ON DEFENDANTS*

Type of Felony	Death	Natural Life	State Imprison.	CCDOC Only	Periodic Imp. Only CCDOC	Periodic Imp. With Condition	Probation Only	Probation With Some Jail Time	Prob. With Other Conditions	Condition Discharge Only	Condition Discharge W/Cond.	** Other	Totals
Murder	0	0	0	0	0	0	0	0	0	0	0	0	0
Class X	xxxx	0	1	0	0	0	0	0	0	0	0	0	1
Class One	xxxx	xxxx	1	0	0	0	0	0	1	0	0	0	2
Class Two	xxxx	xxxx	0	0	0	0	2	0	0	0	0	0	2
Class Three	xxxx	xxxx	0	0	0	0	0	1	4	0	0	0	5
Class Four	xxxx	xxxx	0	0	0	0	0	2	2	0	0	0	4
Totals	0	0	2	0	0	0	2	3	7	0	0	0	14

CONVICTIONS BY JURY BY TYPE OF FELONY & SENTENCES IMPOSED ON DEFENDANTS*

Type of Felony	Death	Natural Life	State Imprison.	CCDOC Only	Periodic Imp. Only CCDOC	Periodic Imp. With Condition	Probation Only	Probation With Some Jail Time	Prob. With Other Conditions	Condition Discharge Only	Condition Discharge W/Cond.	** Other	Totals
Murder	0	0	0	0	0	0	0	0	0	0	0	0	0
Class X	xxxx	0	1	0	0	0	0	0	0	0	0	0	1
Class One	xxxx	xxxx	1	0	0	0	0	0	0	0	0	0	1
Class Two	xxxx	xxxx	1	0	0	0	0	0	0	0	0	0	1
Class Three	xxxx	xxxx	1	0	0	0	0	0	0	0	0	0	1
Class Four	xxxx	xxxx	1	0	0	0	0	0	0	0	0	0	1
Totals	0	0	5	0	0	0	0	0	0	0	0	0	5

*Not necessarily different defendants.

**Includes defendants sentenced to pay a fine only, drug abuse program only, etc.

FELONY

IN THE MUNICIPAL DEPARTMENT, CIRCUIT COURT OF COOK COUNTY, DISTRICT SIX — 1991 ANNUAL REPORT

GUILTY PLEAS ACCEPTED BY TYPE OF FELONY & SENTENCES IMPOSED ON DEFENDANTS*

Type of Felony	Death	Natural Life	State Imprison.	CCDOC Only	Periodic Imp. Only CCDOC	Periodic Imp. With Condition	Probation Only	Probation With Some Jail Time	Prob. With Other Conditions	Condition Discharge Only	Condition Discharge W/Cond.	** Other	Totals
Murder	0	0	8	0	0	0	0	0	0	0	0	0	8
Class X	xxxx	0	163	0	0	0	0	0	0	0	0	0	163
Class One	xxxx	xxxx	146	0	0	0	17	18	25	7	1	0	214
Class Two	xxxx	xxxx	222	0	0	0	68	74	118	19	10	0	511
Class Three	xxxx	xxxx	168	0	0	0	60	53	82	13	1	0	377
Class Four	xxxx	xxxx	179	0	0	0	72	53	259	12	7	0	582
Totals	0	0	886	0	0	0	217	198	484	51	19	0	1,855

CONVICTIONS BY COURT BY TYPE OF FELONY & SENTENCES IMPOSED ON DEFENDANTS*

Type of Felony	Death	Natural Life	State Imprison.	CCDOC Only	Periodic Imp. Only CCDOC	Periodic Imp. With Condition	Probation Only	Probation With Some Jail Time	Prob. With Other Conditions	Condition Discharge Only	Condition Discharge W/Cond.	** Other	Totals
Murder	0	0	3	0	0	0	0	0	0	0	0	0	3
Class X	xxxx	0	9	0	0	0	0	0	0	0	0	0	9
Class One	xxxx	xxxx	8	0	0	0	0	0	2	0	0	0	10
Class Two	xxxx	xxxx	0	0	0	0	0	0	4	0	0	0	4
Class Three	xxxx	xxxx	1	0	0	0	1	1	3	0	0	0	6
Class Four	xxxx	xxxx	3	0	0	0	0	2	2	1	0	0	8
Totals	0	0	24	0	0	0	1	3	11	1	0	0	40

CONVICTIONS BY JURY BY TYPE OF FELONY & SENTENCES IMPOSED ON DEFENDANTS*

Type of Felony	Death	Natural Life	State Imprison.	CCDOC Only	Periodic Imp. Only CCDOC	Periodic Imp. With Condition	Probation Only	Probation With Some Jail Time	Prob. With Other Conditions	Condition Discharge Only	Condition Discharge W/Cond.	** Other	Totals
Murder	1	1	5	0	0	0	0	0	0	0	0	0	7
Class X	xxxx	0	10	0	0	0	0	0	0	0	0	0	10
Class One	xxxx	xxxx	1	0	0	0	0	0	0	0	0	0	1
Class Two	xxxx	xxxx	1	0	0	0	0	0	0	0	0	0	1
Class Three	xxxx	xxxx	1	0	0	0	0	1	0	0	0	0	2
Class Four	xxxx	xxxx	0	0	0	0	0	0	0	0	0	0	0
Totals	1	1	18	0	0	0	0	1	0	0	0	0	21

*Not necessarily different defendants.

**Includes defendants sentenced to pay a fine only, drug abuse program only, etc.

**DISPOSITION OF DEFENDANTS CHARGED WITH FELONIES AND SENTENCES IMPOSED
DURING THE YEAR OF 1991 IN THE CIRCUIT COURT OF COOK COUNTY**

COOK COUNTY

PART I

TOTAL NUMBER OF DEFENDANTS DISPOSED OF: 45,434⁽¹⁾

PART II

MANNER OF DISPOSITION

A. TOTAL NUMBER OF DEFENDANTS CHARGED WITH BUT NOT CONVICTED OF FELONIES:* 11,351

B. TOTAL NUMBER OF DEFENDANTS CONVICTED OF FELONIES: 33,897*

	<u>Murder</u>	<u>Class X</u>	<u>Class 1</u>	<u>Class 2</u>	<u>Class 3</u>	<u>Class 4</u>
1. Plea of Guilty	236	3,142	7,351	8,644	6,129	4,356
2. Convicted by Court	192	1,167	938	771	334	163
3. Convicted by Jury	136	159	26	56	16	10

C. TOTAL NUMBER OF DEFENDANTS UNFIT TO STAND TRIAL OR SEXUALLY DANGEROUS: 186

PART III

SENTENCES IMPOSED ON DEFENDANTS CONVICTED OF FELONIES

	<u>Murder</u>	<u>Class X</u>	<u>Class 1</u>	<u>Class 2</u>	<u>Class 3</u>	<u>Class 4</u>
1. Death	5					
2. Imprisonment (Dept. of Corrections)**	559	4,468	3,637	3,929	2,730	1,214
3. Imprisonment (Dept. of Corrections) & Fine	xxxxx	xxxxx	xxxxx	xxxxx	xxxxx	xxxxx
4. Periodic Imprisonment (Dept. of Corrections)			xxxxx	xxxxx	xxxxx	xxxxx
5. Periodic Imprisonment (Dept. of Corrections) & Fine			xxxxx	xxxxx	xxxxx	xxxxx
6. Periodic Imprisonment (Local Corrections Institution)			19	62	71	33
7. Periodic Imprisonment (Local Corrections Institution) & Fine			17	6	9	4
8. Probation or Conditional Discharge, w/Periodic Imprisonment			516	1,005	549	323
9. Probation or Conditional Discharge, w/Other Discretionary Cond.			1,667	2,021	1,459	1,911
10. Probation or Conditional Discharge, w/No Discretionary Cond.			2,459	2,448	1,661	1,044
11. Found unfit to be sentenced or executed			0	0	0	0

*Includes 71 from 1st Dist. but because of no breakdown by class are not included in sentences.

**Includes Life Imprisonment sentences

(1)Does not include 64,168 Parking Cases or 1,632,338 Traffic Cases.

TRAFFIC

IN THE MUNICIPAL DEPARTMENT, CIRCUIT COURT OF COOK COUNTY, DISTRICTS ONE THRU SIX MAJOR TRAFFIC CASES — 1991 ANNUAL REPORT

	Dist. 1	Dist. 2	Dist. 3	Dist. 4	Dist. 5	Dist. 6	Totals
Total Cases Filed	40,178	11,166	18,507	10,073	12,592	15,596	108,112
Case Violations							
Drive Permit	538	132	729	116	183	270	1,968
DUI	6,644	3,489	6,371	1,738	3,769	4,121	26,132
Sworn Report	5,991	1,595	3,404	797	1,703	1,969	15,459
Suspended License	25,812	5,769	7,720	7,255	6,819	9,087	62,462
Reckless Drive	209	96	171	51	51	87	665
Accident	810	49	44	85	41	26	1,055
Drag Racing	174	36	68	31	26	36	371
Total Cases	40,178	11,166	18,507	10,073	12,592	15,596	108,112
Court Finding of Guilty							
Fines Paid	4,582	2,034	2,689	1,605	1,846	2,252	15,008
Prob. Cause & Guilty	1,047	1,107	2,416	1,067	1,039	2,155	8,831
Jail	2,838	332	979	536	403	1,104	6,192
Cont'd & Probation	1,394	735	1,882	735	758	2,101	7,605
Total Guilty	9,861	4,208	7,966	3,943	4,046	7,612	37,636
Court Finding of Not Guilty							
No Probable Cause	0	0	0	0	0	0	0
Sup Term W/WoC	5,435	3,033	5,746	4,253	4,422	4,946	27,835
Discharged	1,976	1,471	1,655	1,478	1,033	2,508	10,121
Lv to File Denied	5	2	2	1	0	3	13
S.O.L.	9,145	3,025	5,512	1,213	4,148	3,982	27,025
Non-Suit	142	6	555	21	6	187	917
Nolle-Prosequi	272	27	25	2	70	412	808
DWP	29	1	2	4	23	8	67
Death Sug C/A	37	15	32	11	31	45	171
Total Not Guilty	17,041	7,580	13,529	6,983	9,733	12,091	66,957
Court Finding on Judicial Driving Permits							
	649	140	504	68	169	300	1,830
Court Finding on Pending Cases							
Supervision	8,132	2,740	4,991	3,855	3,840	6,932	30,490
Non Appearance	34	34	55	44	144	60	371
Motion W/Fee	346	0	0	0	0	0	346
Continued	66,405	20,631	33,397	13,812	24,224	31,832	190,301
Bond Judgement	23,984	1,941	2,937	2,153	2,631	4,983	38,629
Bond For. Warrant	31,080	3,244	4,632	3,377	4,008	6,965	53,306
Total Pending	129,981	28,590	46,012	23,241	34,847	50,772	313,443
Total Court Cases Heard	157,532	40,518	68,011	34,235	48,795	70,775	419,866
Total Tickets Handled by the Court in Year	197,710	51,684	86,518	44,308	61,387	86,371	527,978

TRAFFIC

IN THE MUNICIPAL DEPARTMENT, CIRCUIT COURT OF COOK COUNTY, DISTRICTS ONE THRU SIX MINOR TRAFFIC CASES — 1991 ANNUAL REPORT

	Dist. 1	Dist. 2	Dist. 3	Dist. 4	Dist. 5	Dist. 6	Totals
Total Cases Filed	766,988	133,523	175,454	162,207	135,238	150,816	1,524,226
Court Finding of Guilty							
Fines Paid	16,118	7,281	9,834	5,851	5,978	5,526	50,588
Prob. Cause & Guilty	25,751	5,830	6,384	10,279	6,150	9,559	63,953
Jail	2,216	93	525	352	280	397	3,863
Cont'd & Probation	414	101	401	155	111	312	1,494
Total Guilty	44,499	13,305	17,144	16,637	12,519	15,794	119,898
Court Finding of Not Guilty							
No Probable Cause	0	0	0	0	0	0	0
Sup Term W/WoC	383,251	88,908	124,221	113,063	108,018	82,352	899,813
Discharged	183,078	12,058	23,551	43,712	32,585	27,151	322,135
Lv to File Denied	3	2,666	1,881	4	347	1,716	6,617
S.O.L.	31,970	42,546	22,960	15,833	19,617	19,321	152,247
Non-Suit	46,362	1,597	25,106	14,646	7,199	26,897	121,807
Nolle-Prosequi	1,450	72	70	21	85	971	2,669
DWP	87,396	91	874	838	676	1,734	91,609
Death Sug C/A	73	46	68	32	52	80	351
Total Not Guilty	733,583	147,984	198,731	188,149	168,579	160,222	1,597,248
Court Finding on Judicial Driving Permits	0	0	0	0	0	0	0
Court Finding on Pending Cases							
Supervision	224,482	13,030	31,268	9,663	23,161	29,861	331,465
Non Appearance	123,554	12,560	17,592	19,589	18,072	18,826	210,193
Motion W/Fee	15,312	0	0	0	0	0	15,312
Continued	609,303	95,270	129,880	114,820	101,989	115,071	1,166,333
Bond Judgement	201,287	6,159	9,550	8,742	8,166	14,291	248,195
Bond For Warrant	309,642	10,604	15,246	12,431	11,523	20,623	380,069
Total Pending	1,483,580	137,623	203,536	165,245	162,911	198,672	2,351,567
Total Court Cases Heard	2,261,662	298,912	419,411	370,031	344,009	374,688	4,068,713
Pre-Court Pleas of Guilty	115,656	13,256	23,647	12,272	15,583	17,457	197,871
Total Tickets Handled by the Court in Year	3,144,306	445,691	618,512	544,510	494,830	542,961	5,790,810

TRAFFIC

IN THE MUNICIPAL DEPARTMENT, CIRCUIT COURT OF COOK COUNTY, DISTRICTS ONE THRU SIX PARKING CASES — 1991 ANNUAL REPORT

	Dist. 1	Dist. 2	Dist. 3	Dist. 4	Dist. 5	Dist. 6	Totals
Total Cases Filed	0	6,462	13,077	15,149	14,458	15,022	64,168
Court Finding of Guilty							
Fines Paid	0	664	425	411	617	731	2,848
Prob. Cause & Guilty	0	1,671	71	1,223	358	140	3,463
Jail	0	0	0	0	0	0	0
Cont'd & Probation	0	0	1	0	0	0	1
Total Guilty	0	2,335	497	1,634	975	871	6,312
Court Finding of Not Guilty							
No Probable Cause	0	0	0	0	0	0	0
Sup Term W/WoC	0	554	79	490	749	435	2,307
Discharged	0	1,044	980	1,728	3,522	1,414	8,688
Lv to File Denied	0	73	6	0	112	0	191
S.O.L.	0	1,497	302	84	396	1,235	3,514
Non-Suit	0	1,528	3,992	5,110	3,038	9,424	23,092
Nolle-Prosequi	0	5	0	0	229	4	238
DWP	0	1	16	16	23	4	60
Death Sug C/A	0	1	1	0	2	0	4
Total Not Guilty	0	4,703	5,376	7,428	8,071	12,516	38,094
Court Finding on Judicial Driving Permits							
	0	0	0	0	0	0	0
Court Finding on Pending Cases							
Supervision	0	102	12	142	123	184	563
Non Appearance	0	888	28	15	4,352	4,111	9,394
Motion W/Fee	0	0	0	0	0	0	0
Continued	0	2,764	4,360	12,097	11,691	10,569	41,481
Bond Judgement	0	468	505	735	14	0	1,722
Bond For. Warrant	0	28	18	13	8	4	71
Summons	0	2	0	3	0	0	5
Total Pending	0	4,252	4,923	13,005	16,188	14,868	53,236
Total Court Cases Heard	0	11,290	10,796	22,067	25,234	28,255	97,642
Pre-Court Pleas of Guilty	0	886	688	2,014	2,041	2,265	7,894
Total Tickets Handled by the Court in Year	0	18,638	24,561	39,230	41,733	45,542	169,704

Note: Pursuant to statute, District #1 (City of Chicago) parking violations are adjudicated in Administrative hearings, effective 9/15/90.

**The Illinois Circuit Court Probation
1991 Caseload and Statistical Records**

Adult Probation Statistics

**1991 Active Adult Caseloads
As Of December 31, 1991**

Circuit	County	Felony	Misd.	DUI	Traffic	Total	Admin.
1st	Alexander	120	26	19	11	176	122
	Jackson	335	134	123	67	659	314
	Johnson	23	9	5	3	40	135
	Massac	85	39	35	16	175	554
	Pope	16	4	13	3	36	138
	Pulaski	72	19	41	24	156	12
	Saline	103	33	17	21	174	188
	Union	57	80	31	23	191	25
	Williamson	193	87	109	51	440	334
1st Circuit Total		1,004	431	393	219	2,047	1,822
2nd	Crawford	47	46	36	11	140	168
	Edwards	24	18	7	3	52	22
	Franklin	175	58	71	36	340	141
	Gallatin	32	20	5	1	58	21
	Hamilton	13	11	22	5	51	54
	Hardin	16	28	9	4	57	33
	Jefferson	168	82	36	19	305	294
	Lawrence	61	23	15	0	99	170
	Richland	42	43	40	8	133	10
	Wabash	43	40	4	3	90	80
	Wayne	51	36	16	9	112	59
	White	44	35	30	9	118	53
	2nd Circuit Total	716	440	291	108	1,555	1,105
3rd	Bond	43	23	6	5	77	34
	Madison	647	205	8	0	860	334
3rd Circuit Total		690	228	14	5	937	368
4th	Christian	163	84	44	20	311	467
	Clay	54	30	80	13	177	68
	Clinton	75	33	66	7	181	556
	Effingham	143	55	63	22	283	193
	Fayette	104	28	8	0	140	63
	Jasper	40	35	18	0	93	92
	Marion	258	194	163	65	680	340
	Montgomery	84	66	129	11	290	125
	Shelby	48	38	7	0	93	72
	4th Circuit Total	969	563	578	138	2,248	1,976
5th	Clark	35	7	7	1	50	26
	Coles	182	88	91	8	369	444
	Cumberland	10	0	1	0	11	9
	Edgar	101	27	8	0	136	5
	Vermillion	365	140	22	52	579	213
5th Circuit Total		693	262	129	61	1,145	697
6th	Champaign	525	184	62	9	780	198
	DeWitt	43	38	26	5	112	83
	Douglas	42	47	34	10	133	74
	Macon	357	50	61	12	480	368
	Moultrie	29	42	33	5	109	47
	Piatt	21	12	7	1	41	226
	6th Circuit Total	1,017	373	223	42	1,655	996
7th	Greene	28	15	14	10	67	147
	Jersey	60	28	30	12	130	41
	Macoupin	93	201	209	36	539	171
	Morgan	93	98	87	8	286	171
	Sangamon	552	176	96	9	833	1,177
	Scott	0	4	1	0	5	12
7th Circuit Total		826	522	437	75	1,860	1,719
8th	Adams	267	84	0	1	352	250
	Brown	11	12	6	0	29	27
	Calhoun	28	23	11	2	64	70
	Cass	50	30	40	0	120	157
	Mason	69	25	5	3	102	82
	Menard	34	28	12	4	78	40
	Pike	53	27	27	2	109	0
	Schuyler	15	18	10	0	43	28
	8th Circuit Total	527	247	111	12	897	654

**1991 Active Adult Caseloads
As Of December 31, 1991**

Circuit	County	Felony	Misd.	DUI	Traffic	Total	Admin.
9th.....	Fulton	163	71	25	15	274	122
	Hancock	28	11	1	3	43	13
	Henderson	7	7	1	1	16	9
	Knox	195	47	12	5	259	106
	McDonough	59	30	7	3	99	50
	Warren	40	33	13	2	88	36
9th Circuit Total		492	199	59	29	779	336
10th	Marshall	67	23	28	13	131	131
	Peoria	797	211	502	1,798	3,308	976
	Putnam	26	33	14	6	79	0
	Stark	30	37	23	24	114	25
	Tazewell	326	91	7	28	452	673
10th Circuit Total		1,246	395	574	1,869	4,084	1,805
11th	Ford	41	67	54	23	185	79
	Livingston	112	45	6	2	165	220
	Logan	68	195	139	4	406	248
	McLean	440	89	51	11	591	265
	Woodford	64	66	15	13	158	412
11th Circuit Total		725	462	265	53	1,505	1,224
12th	Will	744	50	10	4	808	437
12th Circuit Total		744	50	10	4	808	437
13th	Bureau	40	66	5	1	112	29
	Grundy	65	13	9	2	89	47
	LaSalle	282	113	39	12	446	528
13th Circuit Total		387	192	53	15	647	604
14th	Henry	87	50	5	1	143	526
	Mercer	53	14	8	3	78	18
	Rock Island	937	43	47	11	1,038	458
	Whiteside	372	147	16	11	546	546
14th Circuit Total		1,449	254	76	26	1,805	1,548
15th	Carroll	34	18	7	0	59	329
	Jo Daviess	43	64	88	21	216	171
	Lee	174	80	45	2	301	679
	Ogle	124	66	28	10	228	737
	Stephenson	214	131	4	9	358	1,101
15th Circuit Total		589	359	172	42	1,162	3,017
16th	DeKalb	152	81	32	8	273	119
	Kane	1,140	127	267	26	1,560	598
	Kendall	71	35	37	8	151	208
16th Circuit Total		1,363	243	336	42	1,984	925
17th	Boone	151	56	202	11	420	237
	Winnebago	1,076	773	2,039	34	3,922	1,026
17th Circuit Total		1,227	829	2,241	45	4,342	1,263
18th	DuPage	1,966	745	1,111	96	3,918	3,236
18th Circuit Total		1,966	745	1,111	96	3,918	3,236
19th	Lake	1,418	449	0	27	1,894	739
	McHenry	342	116	78	26	562	403
19th Circuit Total		1,760	565	78	53	2,456	1,142
20th	Monroe	34	3	3	2	42	115
	Perry	108	17	4	2	131	83
	Randolph	94	17	13	1	125	129
	St. Clair	1,101	110	136	62	1,409	715
	Washington	27	11	5	0	43	39
20th Circuit Total		1,364	158	161	67	1,750	1,081
21st.....	Iroquois	89	36	5	6	136	161
	Kankakee	302	10	7	0	319	121
21st Circuit Total		391	46	12	6	455	282
Downstate Total		20,145	7,563	7,324	3,007	38,039	26,237
Cook	Adult	20,983	1,545	104	148	22,780	7,195
	Social Service	86	4,489	7,104	2,348	14,027	3,181
Cook County Total		21,069	6,034	7,208	2,496	36,807	10,376
State Total		41,214	13,597	14,532	5,503	74,846	36,613

**Classification of Active Caseload
As Of December 31, 1991**

Circuit	County	Maximum	Medium	Minimum	Unclass.	Total	Maximum As a % of Total	Medium As a % of Total	Minimum As a % of Total	Unclass. As a % of Total
1st	Alexander . . .	39	52	75	10	176	22.2%	29.5%	42.6	5.7%
	Jackson	166	199	234	60	659	25.2%	30.2%	35.5%	9.1%
	Johnson	5	11	11	13	40	12.5%	27.5%	27.5%	32.5%
	Massac	33	62	79	1	175	18.9%	35.4%	45.1%	0.6%
	Pope	1	3	12	20	36	2.8%	8.3%	33.3%	55.6%
	Pulaski	2	95	56	3	156	1.3%	60.9%	35.9%	1.9%
	Saline	49	68	34	23	174	28.2%	39.1%	19.5%	13.2%
	Union	17	40	46	88	191	8.9%	20.9%	24.1%	46.1%
	Williamson . .	50	154	173	63	440	11.4%	35.0%	39.3%	14.3%
1st Circuit Total		362	684	720	281	2,047	17.7%	33.4%	35.2%	13.7%
2nd	Crawford . . .	53	52	28	7	140	37.9%	37.1%	20.0%	5.0%
	Edwards	12	32	8	0	52	23.1%	61.5%	15.4%	0.0%
	Franklin	43	131	158	8	340	12.6%	38.5%	46.5%	2.4%
	Gallatin	7	24	27	0	58	12.1%	41.4%	46.6%	0.0%
	Hamilton	10	27	14	0	51	19.6%	52.9%	27.5%	0.0%
	Hardin	8	22	27	0	57	14.0%	38.6%	47.4%	0.0%
	Jefferson . . .	79	122	76	28	305	25.9%	40.0%	24.9%	9.2%
	Lawrence . . .	16	67	9	7	99	16.2%	67.7%	9.1%	7.1%
	Richland	9	99	25	0	133	6.8%	74.4%	18.8%	0.0%
	Wabash	13	61	16	0	90	14.4%	67.8%	17.8%	0.0%
	Wayne	30	46	36	0	112	26.8%	41.1%	32.1%	0.0%
	White	37	32	48	1	118	31.4%	27.1%	40.7%	0.8%
2nd Circuit Total		317	715	472	51	1,555	20.4%	46.0%	30.4%	3.3%
3rd	Bond	37	24	15	1	77	48.1%	31.2%	19.5%	1.3%
	Madison	296	366	198	0	860	34.4%	42.6%	23.0%	0.0%
3rd Circuit Total		333	390	213	1	937	35.5%	41.6%	22.7%	0.1%
4th	Christian . . .	93	112	89	17	311	29.9%	36.0%	28.6%	5.5%
	Clay	16	83	77	1	177	9.0%	46.9%	43.5%	0.6%
	Clinton	32	91	54	4	181	17.7%	50.3%	29.8%	2.2%
	Effingham . . .	97	122	64	0	283	34.3%	43.1%	22.6%	0.0%
	Fayette	16	98	18	8	140	11.4%	70.0%	12.9%	5.7%
	Jasper	4	66	15	8	93	4.3%	71.0%	16.1%	8.6%
	Marion	178	216	243	43	680	26.2%	31.8%	35.7%	6.3%
	Montgomery .	53	184	38	15	290	18.3%	63.4%	13.1%	5.2%
	Shelby	19	62	10	2	93	20.4%	66.7%	10.8%	2.2%
4th Circuit Total		508	1,034	608	98	2,248	22.6%	46.0%	27.0%	4.4%
5th	Clark	8	11	26	5	50	16.0%	22.0%	52.0%	10.0%
	Coles	82	58	136	93	369	22.2%	15.7%	36.9%	25.2%
	Cumberland .	3	1	1	6	11	27.3%	9.1%	9.1%	54.5%
	Edgar	38	86	12	0	136	27.9%	63.2%	8.8%	0.0%
	Vermilion . . .	140	202	237	0	579	24.2%	34.9%	40.9%	0.0%
5th Circuit Total		271	358	412	104	1,145	23.7%	31.3%	36.0%	9.1%
6th	Champaign . .	168	229	259	124	780	21.5%	29.4%	33.2%	15.9%
	DeWitt	27	37	47	1	112	24.1%	33.0%	42.0%	0.9%
	Douglas	16	35	63	19	133	12.0%	26.3%	47.4%	14.3%
	Macon	91	168	197	24	480	19.0%	35.0%	41.0%	5.0%
	Moultrie	9	47	31	22	109	8.3%	43.1%	28.4%	20.2%
	Piatt	4	12	25	0	41	9.8%	29.3%	61.0%	0.0%
6th Circuit Total		315	528	622	190	1,655	19.0%	31.9%	37.6%	11.5%
7th	Greene	0	57	10	0	67	0.0%	85.1%	14.9%	0.0%
	Jersey	45	57	28	0	130	34.6%	43.8%	21.5%	0.0%
	Macoupin . . .	53	188	278	20	539	9.8%	34.9%	51.6%	3.7%
	Morgan	74	113	67	32	286	25.9%	39.5%	23.4%	11.2%
	Sangamon . . .	168	373	185	107	833	20.2%	44.8%	22.2%	12.8%
	Scott	0	5	0	0	5	0.0%	100.0%	0.0%	0.0%
7th Circuit Total		340	793	568	159	1,860	18.3%	42.6%	30.5%	8.5%
8th	Adams	124	169	57	2	352	35.2%	48.0%	16.2%	0.6%
	Brown	0	11	18	0	29	0.0%	37.9%	62.1%	0.0%
	Calhoun	20	34	10	0	64	31.3%	53.1%	15.6%	0.0%
	Cass	13	64	30	13	120	10.8%	53.3%	25.0%	10.8%
	Mason	30	48	21	3	102	29.4%	47.1%	20.6%	2.9%
	Menard	6	11	30	31	78	7.7%	14.1%	38.5%	39.7%
	Pike	37	56	16	0	109	33.9%	51.4%	14.7%	0.0%
	Schuyler	0	21	22	0	43	0.0%	48.8%	51.2%	0.0%
8th Circuit Total		230	414	204	49	897	25.6%	46.2%	22.7%	5.5%

**Classification of Active Caseload
As Of December 31, 1991**

Circuit	County	Maximum	Medium	Minimum	Unclass.	Total	Maximum As a % of Total	Medium As a % of Total	Minimum As a % of Total	Unclass. As a % of Total
9th	Fulton	105	86	59	24	274	38.3%	31.4%	21.5%	8.8%
	Hancock	14	19	10	0	43	32.6%	44.2%	23.3%	0.0%
	Henderson	8	2	6	0	16	50.0%	12.5%	37.5%	0.0%
	Knox	90	85	73	11	259	34.7%	32.8%	28.2%	4.2%
	McDonough	41	40	14	4	99	41.4%	40.4%	14.1%	4.0%
	Warren	25	39	22	2	88	28.4%	44.3%	25.0%	2.3%
9th Circuit Total		283	271	184	41	779	36.3%	34.8%	23.6%	5.3%
10th	Marshall	48	37	30	16	131	36.6%	28.2%	22.9%	12.2%
	Peoria	253	287	2,172	596	3,308	7.6%	8.7%	65.7%	18.0%
	Putnam	28	29	22	0	79	35.4%	36.7%	27.8%	0.0%
	Stark	26	40	48	0	114	22.8%	35.1%	42.1%	0.0%
	Tazewell	184	160	99	9	452	40.7%	35.4%	21.9%	2.0%
10th Circuit Total		539	553	2,371	621	4,084	13.2%	13.5%	58.1%	15.2%
11th	Ford	27	59	99	0	185	14.6%	31.9%	53.5%	0.0%
	Livingston	55	51	42	17	165	33.3%	30.9%	25.5%	10.3%
	Logan	52	139	146	69	406	12.8%	34.2%	36.0%	17.0%
	McLean	99	295	187	10	591	16.8%	49.9%	31.6%	1.7%
	Woodford	19	80	54	5	158	12.0%	50.6%	34.2%	3.2%
11th Circuit Total		252	624	528	101	1,505	16.7%	41.5%	35.1%	6.7%
12th	Will	153	402	195	58	808	18.9%	49.8%	24.1%	7.2%
12th Circuit Total		153	402	195	58	808	18.9%	49.8%	24.1%	7.2%
13th	Bureau	17	76	8	11	112	15.2%	67.9%	7.1%	9.8%
	Grundy	14	49	10	16	89	15.7%	55.1%	11.2%	18.0%
	LaSalle	85	214	75	72	446	19.1%	48.0%	16.8%	16.1%
13th Circuit Total		116	339	93	99	647	17.9%	52.4%	14.4%	15.3%
14th	Henry	73	49	12	9	143	51.0%	34.3%	8.4%	6.3%
	Mercer	16	31	15	16	78	20.5%	39.7%	19.2%	20.5%
	Rock Island	298	297	308	135	1,038	28.7%	28.6%	29.7%	13.0%
	Whiteside	142	167	180	57	546	26.0%	30.6%	33.0%	10.4%
14th Circuit Total		529	544	515	217	1,805	29.3%	30.1%	28.5%	12.0%
15th	Carroll	9	37	12	1	59	15.3%	62.7%	20.3%	1.7%
	Jo Daviess	25	50	115	26	216	11.6%	23.1%	53.2%	12.0%
	Lee	46	184	71	0	301	15.3%	61.1%	23.6%	0.0%
	Ogle	49	86	72	21	228	21.5%	37.7%	31.6%	9.2%
	Stephenson	161	132	62	3	358	45.0%	36.9%	17.3%	0.8%
15th Circuit Total		290	489	332	51	1,162	25.0%	42.1%	28.6%	4.4%
16th	DeKalb	58	119	96	0	273	21.2%	43.6%	35.2%	0.0%
	Kane	218	588	676	78	1,560	14.0%	37.7%	43.3%	5.0%
	Kendall	17	69	60	5	151	11.3%	45.7%	39.7%	3.3%
16th Circuit Total		293	776	832	83	1,984	14.8%	39.1%	41.9%	4.2%
17th	Boone	51	123	246	0	420	12.1%	29.3%	58.6%	0.0%
	Winnebago	698	1,045	2,124	55	3,922	17.8%	26.6%	54.2%	1.4%
17th Circuit Total		749	1,168	2,370	55	4,342	17.3%	26.9%	54.6%	1.3%
18th	DuPage	663	1,301	1,070	884	3,918	16.9%	33.2%	27.3%	22.6%
18th Circuit Total		663	1,301	1,070	884	3,918	16.9%	33.2%	27.3%	22.6%
19th	Lake	708	934	246	6	1,894	37.4%	49.3%	13.0%	0.3%
	McHenry	110	297	154	1	562	19.6%	52.8%	27.4%	0.2%
19th Circuit Total		818	1,231	400	7	2,456	33.3%	50.1%	16.3%	0.3%
20th	Monroe	4	11	27	0	42	9.5%	26.2%	64.3%	0.0%
	Perry	18	55	53	5	131	13.7%	42.0%	40.5%	3.8%
	Randolph	17	39	69	0	125	13.6%	31.2%	55.2%	0.0%
	St. Clair	325	756	274	54	1,409	23.1%	53.7%	19.4%	3.8%
	Washington	4	23	15	1	43	9.3%	53.5%	34.9%	2.3%
20th Circuit Total		368	884	438	60	1,750	21.0%	50.5%	25.0%	3.4%
21st	Iroquois	34	72	21	9	136	25.0%	52.9%	15.4%	6.6%
	Kankakee	102	216	0	1	319	32.0%	67.7%	0.0%	0.3%
21st Circuit Total		136	288	21	10	455	29.9%	63.3%	4.6%	2.2%
Downstate Total		7,865	13,786	13,168	3,220	38,039	20.7%	36.2%	34.6%	8.5%
Cook ... Adult		2,230	14,281	4,154	2,115	22,780	9.8%	62.7%	18.2%	9.3%
Cook ... Social Service		3,601	2,429	4,796	3,201	14,027	25.7%	17.3%	34.2%	22.8%
Cook County Total		5,831	16,710	8,950	5,316	36,807	15.8%	45.4%	24.3%	14.4%
Statewide Total		13,696	30,496	22,118	8,536	74,846	18.3%	40.7%	29.6%	11.4%

1991 Annual Adult Investigation Report
January 1, 1991 - December 31, 1991

Circuit	County	I. Presentence Investigations - Full					II. PSI - Partial					III. Other Investigations						
		Felony	Misde-meanor	DUI	Other Traffic	Total	Felony	Misde-meanor	DUI	Other Traffic	Total	Supp. PSI	PSI Other County	PSI Other State	Pretrial Bond Report	Other Precon-viction	Other	Total
1st	Alexander	19	0	1	0	20	1	0	0	0	1	0	0	0	0	0	15	15
	Jackson	52	0	0	0	52	0	0	0	0	0	0	0	0	0	0	24	24
	Johnson	4	0	0	0	4	0	0	0	0	0	0	0	0	0	0	0	0
	Massac	3	0	0	0	3	0	0	0	0	0	0	0	0	0	0	0	0
	Pope	4	0	0	0	4	0	0	0	0	0	0	0	0	0	0	0	0
	Pulaski	2	0	0	0	2	0	0	0	0	0	0	0	0	0	0	0	0
	Saline	10	0	0	0	10	0	0	0	0	0	1	0	10	0	0	0	11
	Union	9	3	1	0	13	2	0	0	0	2	0	0	0	0	0	0	0
	Williamson	32	1	0	0	33	3	0	0	0	3	0	0	0	0	0	0	0
1st Circuit Total		135	4	2	0	141	6	0	0	0	6	1	0	10	0	0	39	50
2nd	Crawford	10	0	0	0	10	0	0	0	0	0	0	0	0	0	0	0	0
	Edwards	6	3	4	1	14	0	1	3	1	5	0	0	0	0	0	0	0
	Franklin	47	1	1	1	50	0	0	0	0	0	0	30	1	0	0	0	31
	Gallatin	6	0	0	0	6	2	0	0	0	2	3	7	0	0	0	0	10
	Hamilton	7	0	0	0	7	0	0	0	0	0	0	0	0	0	0	3	3
	Hardin	4	1	1	0	6	0	1	0	0	1	2	4	0	0	0	0	6
	Jefferson	13	2	2	0	17	1	0	0	0	1	0	0	0	0	0	0	0
	Lawrence	16	0	0	0	16	1	0	0	0	1	0	0	0	0	0	0	0
	Richland	28	0	0	0	28	3	3	4	0	10	0	0	0	0	0	0	0
	Wabash	5	6	2	0	13	0	0	0	0	0	0	0	0	0	0	0	0
	Wayne	18	0	1	0	19	3	0	0	0	3	1	1	0	0	0	4	6
	White	1	0	0	0	1	0	0	0	0	0	0	29	0	0	0	0	29
2nd Circuit Total		161	13	11	2	187	10	5	7	1	23	6	71	1	0	0	7	85
3rd	Bond	6	0	0	0	6	0	0	0	0	0	0	0	0	0	0	0	0
	Madison	85	2	0	0	87	0	1	0	0	1	6	0	0	0	0	30	36
3rd Circuit Total		91	2	0	0	93	0	1	0	0	1	6	0	0	0	0	30	36
4th	Christian	12	3	0	0	15	0	0	0	0	0	0	0	0	0	0	3	3
	Clay	9	0	1	1	11	0	0	0	0	0	1	0	0	0	0	116	117
	Clinton	38	4	0	0	42	0	0	0	0	0	1	0	0	0	0	0	1
	Effingham	28	1	5	3	37	0	0	0	0	0	6	0	0	0	0	0	6
	Fayette	28	0	1	1	30	0	0	0	0	0	2	0	0	0	0	0	2
	Jasper	12	0	0	0	12	0	0	0	0	0	0	0	0	0	1	67	68
	Marion	40	3	9	2	54	0	0	0	0	0	2	0	0	0	0	0	2
	Montgomery	43	1	0	0	44	0	0	0	0	0	14	53	0	0	0	0	67
	Shelby	15	0	0	0	15	0	0	0	0	0	0	0	0	0	0	0	0
4th Circuit Total		225	12	16	7	260	0	0	0	0	0	26	53	0	0	1	186	266
5th	Clark	20	0	0	0	20	0	0	0	0	0	6	0	0	0	0	0	6
	*Coles/																	
	*Cumberland	54	13	6	3	76	0	10	2	13	25	3	0	0	0	0	105	108
	Edgar	24	0	0	0	24	0	0	0	0	0	0	41	4	0	0	0	45
	Vermilion	316	0	0	0	316	1	14	44	36	95	0	0	0	0	0	0	0
5th Circuit Total		414	13	6	3	436	1	24	46	49	120	9	41	4	0	0	105	159

**1991 Annual Adult Investigation Report
January 1, 1991 - December 31, 1991**

Circuit	County	I. Presentence Investigations - Full					II. PSI - Partial					III. Other Investigations						
		Felony	Misde- meanor	DUI	Other Traffic	Total	Felony	Misde- meanor	DUI	Other Traffic	Total	Supp. PSI	PSI Other County	PSI Other State	Pretrial Bond Report	Other Precon- viction	Other	Total
6th	Champaign	183	26	2	0	211	0	0	291	57	348	0	87	5	0	0	4	96
	DeWitt	6	14	1	2	23	0	0	0	0	0	0	1	0	0	0	6	7
	Douglas	22	22	19	5	68	0	0	1	0	1	2	34	2	0	1	12	51
	Macon	397	4	0	1	402	0	0	0	0	0	22	0	0	0	0	0	22
	Moultrie	13	5	2	0	20	0	2	0	0	2	0	0	0	0	0	27	27
	Piatt	37	16	10	0	63	0	0	0	0	0	0	33	0	0	0	0	33
6th Circuit Total		658	87	34	8	787	0	2	292	57	351	24	155	7	0	1	49	236
7th	Greene	14	15	11	2	42	0	0	0	10	10	0	0	0	0	0	0	0
	Jersey	15	2	0	0	17	0	53	14	16	83	1	9	1	0	0	0	11
	Macoupin	20	0	0	0	20	8	51	5	34	98	0	0	0	0	0	33	33
	Morgan	50	3	1	0	54	2	50	65	14	131	5	4	1	0	0	0	10
	Sangamon	72	12	9	0	93	0	0	0	0	0	2	0	0	0	0	0	2
	Scott	1	5	3	0	9	0	0	0	0	0	0	0	0	0	0	0	0
7th Circuit Total		172	37	24	2	235	10	154	84	74	322	8	13	2	0	0	33	56
8th	Adams	156	2	0	0	158	14	119	2	0	135	112	0	2	0	0	1	115
	Brown	10	0	0	0	10	0	18	6	0	24	3	1	0	0	0	1	5
	Calhoun	4	3	1	2	10	0	1	0	0	1	0	3	0	0	0	0	3
	Cass	17	33	20	3	73	4	18	24	7	53	0	0	0	0	0	28	28
	Mason	9	5	9	3	26	0	1	0	0	1	0	36	1	0	0	0	37
	Menard	13	16	0	0	29	0	0	11	4	15	4	0	0	0	0	0	4
	Pike	35	29	18	5	87	0	0	0	0	0	0	3	6	0	0	0	9
	Schuyler	6	0	0	0	6	0	8	5	0	13	0	0	0	0	0	9	9
8th Circuit Total		250	88	48	13	399	18	165	48	11	242	119	43	9	0	0	39	210
9th	Fulton	14	11	9	6	40	0	0	0	0	0	0	0	0	0	0	0	0
	Hancock	7	6	1	0	14	0	0	0	0	0	0	0	0	0	0	0	0
	Henderson	0	5	0	0	5	0	0	0	0	0	0	0	0	0	0	0	0
	Knox	66	9	3	5	83	0	0	0	0	0	11	0	0	0	0	0	11
	McDonough	8	1	2	1	12	0	0	0	0	0	1	0	0	0	0	0	1
	Warren	25	8	2	0	35	0	0	0	0	0	3	0	0	0	0	0	3
9th Circuit Total		120	40	17	12	189	0	0	0	0	0	15	0	0	0	0	0	15
10th	*Marshall/ *Putnum/ *Stark	28	22	11	0	61	6	0	6	0	12	2	0	1	0	6	0	9
	Peoria	282	50	10	4	346	0	0	0	0	0	173	0	0	0	0	0	173
	Tazewell	92	3	4	2	101	0	0	0	0	0	0	0	0	0	0	0	0
10th Circuit Total		402	75	25	6	508	6	0	6	0	12	175	0	1	0	6	0	182
11th	Ford	9	0	0	0	9	0	0	0	0	0	0	0	0	0	0	2	2
	Livingston	52	0	0	1	53	1	1	0	0	2	1	24	2	0	0	0	27
	Logan	77	11	0	0	88	0	0	0	0	0	4	0	0	4	0	0	8
	McLean	447	7	1	0	455	101	0	1	0	102	2	75	1	0	0	2	80
	Woodford	44	0	0	2	46	1	15	3	0	19	0	0	0	0	0	0	0
11th Circuit Total		629	18	1	3	651	103	16	4	0	123	7	99	3	4	0	4	117

**1991 Annual Adult Investigation Report
January 1, 1991 - December 31, 1991**

Circuit	County	I. Presentence Investigations - Full					II. PSI - Partial					III. Other Investigations						
		Felony	Misde-meanor	DUI	Other Traffic	Total	Felony	Misde-meanor	DUI	Other Traffic	Total	Supp. PSI	PSI Other County	PSI Other State	Pretrial Bond Report	Other Precon-viction	Other	Total
12th	Will	339	0	0	0	339	0	0	0	0	0	0	0	0	0	0	0	0
12th Circuit Total		339	0	0	0	339	0	0	0	0	0	0	0	0	0	0	0	0
13th	Bureau	12	0	1	0	13	N/A	N/A	N/A	N/A	N/A	0	20	0	N/A	0	16	36
	Grundy	5	0	3	0	8	N/A	N/A	N/A	N/A	N/A	3	25	5	N/A	2	29	64
	LaSalle	21	5	3	1	30	N/A	N/A	N/A	N/A	N/A	5	77	1	N/A	18	28	129
13th Circuit Total		38	5	7	1	51	N/A	N/A	N/A	N/A	N/A	8	122	6	N/A	20	73	229
14th	Henry	58	0	0	0	58	4	0	0	0	4	16	0	16	0	0	0	16
	Mercer	7	0	0	0	7	3	2	0	0	5	0	0	0	99	0	4	103
	Rock Island	239	11	0	0	250	13	5	2	1	21	0	100	7	1,908	0	1	2,039
	Whiteside	63	3	1	0	67	0	0	0	1	1	8	0	0	316	0	0	324
14th Circuit Total		367	14	1	0	382	20	7	2	2	31	24	100	23	2,323	0	5	2,459
15th	Carroll	12	2	0	0	14	0	0	0	0	0	0	0	0	1	0	2	3
	Jo Daviess	13	2	0	1	16	0	0	0	0	0	0	0	1	0	0	0	1
	Lee	30	0	0	30	2	28	25	8	63	0	0	0	0	0	0	0	0
	Ogle	55	33	11	39	138	0	0	0	0	0	0	0	0	95	0	118	213
	Stephenson	170	6	1	2	179	0	1	0	0	1	2	0	0	0	0	242	244
15th Circuit Total		280	43	12	72	349	28	26	8	63	1	2	0	1	96	0	362	461
16th	DeKalb	47	0	0	0	47	0	18	20	2	40	0	0	0	0	1	0	1
	Kane	217	12	29	0	258	N/A	N/A	N/A	N/A	N/A	N/A	N/A	N/A	N/A	N/A	N/A	N/A
	Kendall	8	1	0	1	10	N/A	N/A	N/A	N/A	N/A	N/A	N/A	N/A	N/A	N/A	N/A	N/A
16th Circuit Total		272	13	29	1	315	0	18	20	2	40	0	0	0	0	1	0	1
17th	Boone	46	1	1	1	49	0	3	1	0	4	0	0	0	0	0	0	0
	Winnebago	155	12	0	2	169	93	7	0	0	100	0	0	0	3,875	0	233	4,108
17th Circuit Total		201	13	1	3	218	93	10	1	0	104	0	0	0	3,875	0	233	4,108
18th	DuPage	663	63	9	0	735	0	0	0	0	0	15	0	1	1	0	152	169
18th Circuit Total		663	63	9	0	735	0	0	0	0	0	15	0	1	1	0	152	169
19th	Lake	546	5	13	1	565	0	0	0	0	0	46	0	0	2,060	0	0	2,106
	McHenry	72	28	17	23	140	0	0	0	0	0	0	62	15	827	0	75	979
19th Circuit Total		618	33	30	24	705	0	0	0	0	0	46	62	15	2,887	0	75	3,085
20th	Monroe	4	1	1	0	6	0	1	0	0	1	1	0	0	0	0	0	1
	Perry	18	0	0	0	18	1	0	0	0	1	0	0	0	0	0	0	0
	Randolph	25	1	1	0	27	0	0	0	0	0	0	0	0	0	0	2	2
	St. Clair	485	0	0	0	485	579	2	0	0	581	0	39	16	21	0	1	77
	Washington	16	0	1	0	17	1	0	0	0	1	0	0	0	0	0	0	0
20th Circuit Total		548	2	3	0	553	581	3	0	0	584	1	39	16	21	0	3	80
21st	Iroquois	11	0	0	1	12	0	0	0	0	0	0	0	0	0	0	0	0
	Kankakee	80	2	0	0	82	0	0	0	0	0	0	0	0	0	0	3	3
21st Circuit Total		91	2	0	1	94	0	0	0	0	0	0	0	0	0	0	3	3
Downstate		6,674	577	276	158	7,627	876	431	518	259	1,960	492	798	99	9,207	29	1,398	12,033
Cook Pretrial Services		0	0	0	0	0	0	0	0	0	0	0	0	0	32,484	0	0	32,484
Cook Adult		6,513	251	0	21	6,785	0	0	0	0	0	0	0	0	0	0	0	0
Cook Social Service		0	1	1	0	2	0	0	0	0	0	0	1	0	0	0	0	1
Cook County Total		6,513	252	1	21	6,787	0	0	0	0	0	0	1	0	32,484	0	0	32,485
State Total		13,187	829	277	179	14,414	876	431	518	259	1,960	492	799	99	41,691	29	1,398	44,518

*These counties report as a District.

1991 Annual Adult Violation Report
January 1, 1991 - December 31, 1991

Circuit		I. Violations Reported			II. Court Actions on Violations						
		Technical Violations	New Offenses	Total	Technical Violation			New Offense			Total Actions on Violations
					No Vio. Found	Violation	Total	No Vio. Found	Violation	Total	
1st	Alexander	108	34	142	0	10	10	0	19	19	29
	Jackson	278	65	343	67	136	203	27	55	82	285
	Johnson	28	5	33	10	10	20	0	4	4	24
	Massac	97	18	115	55	28	83	9	2	11	94
	Pope	3	1	4	3	0	3	1	0	0	3
	Pulaski	1	3	4	1	0	1	0	3	3	4
	Saline	83	79	162	9	35	44	14	35	49	93
	Union	4	7	11	1	2	3	1	6	7	10
	Williamson	67	114	181	114	10	124	3	0	3	127
1st Circuit Total		669	326	995	260	231	491	55	124	178	669
2nd	Crawford	21	23	44	7	14	21	5	18	23	44
	Edwards	17	14	31	2	2	4	1	3	4	8
	Franklin	57	33	90	3	11	14	1	8	9	23
	Gallatin	14	5	19	5	6	11	3	1	4	15
	Hamilton	9	5	14	3	1	4	2	0	2	6
	Hardin	8	2	10	5	1	6	1	1	2	8
	Jefferson	64	29	93	3	14	17	1	7	7	24
	Lawrence	16	8	24	4	5	9	0	2	2	11
	Richland	75	14	89	28	32	60	2	12	14	74
	Wabash	23	22	45	4	9	13	7	6	13	26
	Wayne	37	27	64	1	6	7	0	12	12	19
	White	31	8	39	11	9	20	2	4	6	26
	2nd Circuit Total		372	190	562	76	110	186	25	74	98
3rd	Bond	5	10	15	0	6	6	0	9	9	15
	Madison	142	114	256	77	49	126	79	31	110	236
3rd Circuit Total		147	124	271	77	55	132	79	40	119	251
4th	Christian	19	21	40	5	6	11	2	16	18	29
	Clay	27	22	49	4	15	19	1	18	19	38
	Clinton	31	56	87	4	13	17	7	24	31	48
	Effingham	113	62	175	12	23	35	6	24	30	65
	Fayette	12	18	30	1	5	6	1	2	3	9
	Jasper	0	19	19	0	1	1	3	2	5	6
	Marion	273	190	463	134	71	205	68	95	163	368
	Montgomery	66	23	89	7	17	24	0	7	7	31
	Shelby	13	28	41	1	6	7	0	5	5	12
	4th Circuit Total		554	439	993	168	157	325	88	193	281
5th	Clark	2	1	3	0	2	2	0	1	1	3
	*Coles/										
	*Cumberland	143	39	182	36	56	92	7	11	18	110
	Edgar	30	26	56	15	15	30	14	15	29	59
	Vermilion	148	21	169	14	109	123	5	7	12	135
5th Circuit Total		323	87	410	65	182	247	26	34	60	307
6th	Champaign	168	152	320	0	18	18	0	29	29	47
	DeWitt	32	41	73	12	12	24	11	28	39	63
	Douglas	33	11	44	13	10	23	6	3	9	32
	Macon	137	149	286	34	65	99	44	89	133	232
	Moultrie	22	13	35	2	10	12	1	7	8	20
	Piatt	11	1	12	0	2	2	0	0	0	2
6th Circuit Total		403	367	770	61	117	178	62	156	218	396
7th	Greene	18	17	35	0	0	0	0	1	1	1
	Jersey	3	2	5	0	3	3	1	1	2	5
	Macoupin	133	235	368	22	6	28	48	19	67	95
	Morgan	70	43	113	1	7	8	1	7	8	16
	Sangamon	231	181	412	28	39	67	13	41	54	121
	Scott	5	1	6	0	0	0	0	0	0	0
7th Circuit Total		460	479	939	51	55	106	63	69	132	238
8th	Adams	99	91	190	34	58	92	55	46	101	193
	Brown	2	3	5	2	1	3	0	1	1	4
	Calhoun	4	4	8	2	1	3	0	4	4	7
	Cass	11	14	25	3	1	4	1	7	8	12
	Mason	42	53	95	3	20	23	0	23	23	46
	Menard	23	1	24	7	17	24	0	1	1	25
	Pike	15	18	33	0	15	15	0	8	8	23
	Schuyler	2	2	4	1	2	3	0	2	2	5
8th Circuit Total		198	186	384	52	115	167	56	92	148	315

1991 Annual Adult Violation Report
January 1, 1991 - December 31, 1991

Circuit	County	I. Violations Reported			II. Court Actions on Violations						
		Technical Violations	New Offenses	Total	Technical Violation			New Offense			Total Actions on Violations
					No Vio. Found	Violation	Total	No Vio. Found	Violation	Total	
9th	Fulton	90	96	186	23	40	63	7	44	51	114
	Hancock	13	5	18	0	7	7	0	5	5	12
	Henderson	6	6	12	2	1	3	1	2	3	6
	Knox	37	57	94	9	17	26	2	31	33	59
	McDonough	36	15	51	16	8	24	7	15	22	46
	Warren	17	33	50	3	9	12	2	16	18	30
9th Circuit Total		199	212	411	53	82	135	19	113	132	267
10th	*Marshall/										
	*Putnam/										
	*Stark	27	24	51	1	26	27	0	24	24	51
	Peoria	129	47	176	0	94	94	0	35	35	129
	Tazewell	188	39	227	5	128	133	3	18	21	154
10th Circuit Total		344	110	454	6	248	254	3	77	80	334
11th	Ford	13	1	14	12	1	13	1	0	1	14
	Livingston	96	67	163	46	43	89	22	29	51	140
	Logan	163	134	297	50	31	81	54	36	90	171
	McLean	183	140	323	10	34	44	10	53	63	107
	Woodford	82	18	100	35	17	52	2	7	9	61
11th Circuit Total		537	360	897	153	126	279	89	125	214	493
12th	Will	183	308	491	25	18	43	50	43	93	136
12th Circuit Total		183	308	491	25	18	43	50	43	93	136
13th	Bureau	11	24	35	0	0	0	0	0	0	0
	Grundy	7	17	24	0	1	1	0	0	0	1
	LaSalle	34	35	69	4	1	5	8	6	14	19
13th Circuit Total		52	76	128	4	2	6	8	6	14	20
14th	Henry	95	54	149	37	30	67	20	30	50	117
	Mercer	16	9	25	1	7	8	1	9	10	18
	Rock Island	139	90	229	38	71	109	24	62	86	195
	Whiteside	108	31	139	17	50	67	2	12	14	81
14th Circuit Total		358	184	542	93	158	251	47	113	160	411
15th	Carroll	11	13	24	2	6	8	1	9	10	18
	Jo Daviess	83	66	149	12	13	25	14	13	27	52
	Lee	160	33	193	98	36	134	10	15	25	159
	Ogle	99	108	207	20	34	54	23	38	61	115
	Stephenson	733	35	768	374	117	491	9	8	17	508
15th Circuit Total		1,086	255	1,341	506	206	712	57	83	140	852
16th	DeKalb	68	74	142	24	5	29	20	13	33	62
	Kane	601	529	1,130	67	97	164	25	154	179	343
	Kendall	55	40	95	13	10	23	13	17	30	53
16th Circuit Total		724	643	1,367	104	112	216	58	184	242	458
17th	Boone	24	8	32	4	20	24	1	7	8	32
	Winnebago	317	313	630	10	57	67	18	38	56	123
17th Circuit Total		341	321	662	14	77	91	19	45	64	155
18th	DuPage	1,310	1,136	2,446	N/A	N/A	N/A	N/A	N/A	N/A	N/A
18th Circuit Total		1,310	1,136	2,446	N/A	N/A	N/A	N/A	N/A	N/A	N/A
19th	Lake	1,246	845	2,091	119	337	456	54	349	403	859
	McHenry	50	65	115	14	10	24	9	35	44	68
19th Circuit Total		1,296	910	2,206	133	347	480	63	384	447	927
20th	Monroe	14	8	22	3	2	5	1	5	6	11
	Perry	60	30	90	0	8	8	0	3	3	11
	Randolph	18	9	27	2	2	4	3	0	3	7
	St. Clair	759	271	1,030	84	392	476	52	131	183	659
	Washington	18	11	29	1	4	5	1	7	8	13
20th Circuit Total		869	329	1,198	90	408	498	57	146	203	701
21st	Iroquois	55	20	75	9	46	55	5	15	20	75
	Kankakee	56	1	57	43	13	56	0	1	1	57
21st Circuit Total		111	21	132	52	59	111	5	16	21	132
Downstate		10,536	7,063	17,599	2,043	2,865	4,908	929	2,117	3,038	7,946
Cook Adult		8,725	2,390	11,115	N/A	N/A	N/A	N/A	N/A	N/A	N/A
Cook Social Services		8,620	849	9,469	6,962	1,658	8,620	439	410	849	9,469
Cook County Total		17,345	3,239	20,584	6,962	1,658	8,620	439	410	849	9,469
State Total		27,881	10,302	38,183	9,005	4,523	13,528	1,368	2,527	3,893	17,421

*These counties report as a District.

Juvenile Probation Statistics

**1991 Active Juvenile Caseloads
As of December 31, 1991**

Circuit	County	Probation	Supervision	Continued Under Supervision	Informal Supervision	Other	Total Active Juvenile	Admin. Caseload
1st	Alexander	14	10	0	0	0	24	4
	Jackson	46	50	0	13	13	122	2
	Johnson	1	0	0	0	0	1	1
	Massac	23	3	0	0	0	26	18
	Pope	2	1	0	0	0	3	0
	Pulaski	15	0	0	0	0	15	0
	Saline	29	3	2	35	0	69	2
	Union	7	9	0	1	0	17	0
	Williamson	15	0	15	29	1	60	0
1st Circuit Total		152	76	17	78	14	337	27
	Crawford	26	3	0	4	0	33	0
	Edwards	5	0	2	4	1	12	1
	Franklin	14	3	9	15	0	41	0
	Gallatin	0	0	0	0	0	0	0
	Hamilton	6	7	0	0	0	13	3
	Hardin	1	0	0	0	0	1	0
	Jefferson	37	4	0	0	0	41	21
	Lawrence	5	1	3	0	0	9	0
	Richland	4	11	0	0	1	16	2
	Wabash	13	0	0	0	0	13	6
	Wayne	3	0	8	0	1	12	5
	White	13	0	0	0	2	15	11
2nd Circuit Total		127	29	22	23	5	206	49
3rd	Bond	8	0	9	0	0	17	2
	Madison	83	0	103	89	0	275	39
3rd Circuit Total		91	0	112	89	0	292	41
4th	Christian	28	0	24	0	0	52	3
	Clay	7	0	15	0	0	22	5
	Clinton	29	0	4	0	0	33	38
	Effingham	40	22	0	0	0	62	4
	Fayette	19	0	0	0	0	19	8
	Jasper	16	1	9	0	0	26	10
	Marion	53	0	30	0	26	109	8
	Montgomery	14	4	2	2	2	24	4
	Shelby	16	0	0	0	0	16	0
4th Circuit Total		222	27	84	2	28	363	80
5th	Clark	17	0	2	0	0	19	15
	Coles	36	0	36	0	0	72	18
	Cumberland	1	0	0	0	0	1	0
	Edgar	31	0	7	0	0	38	9
	Vermilion	28	0	24	0	0	52	3
5th Circuit Total		113	0	69	0	0	182	45
6th	Champaign	150	0	60	0	11	221	31
	DeWitt	18	0	12	3	0	33	6
	Douglas	8	4	10	0	2	24	5
	Macon	161	0	88	35	0	284	38
	Moultrie	16	23	0	0	1	40	8
	Platt	5	6	4	3	0	18	3
6th Circuit Total		358	33	174	41	14	620	91
7th	Greene	1	0	0	0	0	1	0
	Jersey	18	0	19	1	0	38	5
	Macoupin	34	8	43	0	0	85	6
	Morgan	34	0	5	14	0	53	0
	Sangamon	119	0	55	41	4	219	12
	Scott	0	0	0	0	0	0	0
7th Circuit Total		206	8	122	56	4	396	23
8th	Adams	57	52	0	26	0	135	17
	Brown	3	0	4	0	0	7	1
	Calhoun	4	4	0	1	0	9	7
	Cass	26	6	0	0	0	32	0
	Mason	10	2	1	3	0	16	2
	Menard	6	0	9	0	0	15	10
	Pike	18	0	2	0	0	20	10
	Schuyler	5	4	0	0	0	9	0
8th Circuit Total		129	68	16	30	0	243	47

**1991 Active Juvenile Caseloads
As of December 31, 1991**

Circuit	County	Continued					Total Active Juvenile	Admin. Caseload
		Probation	Supervision	Under Supervision	Informal Supervision	Other		
9th	Fulton	24	0	10	22	1	57	10
	Hancock	9	0	13	16	0	38	4
	Henderson	1	0	1	0	0	2	2
	Knox	48	0	0	26	2	76	3
	McDonough	5	0	8	0	23	36	6
	Warren	29	0	20	2	0	51	9
9th Circuit Total		116	0	52	66	26	260	34
10th	Marshall	23	25	10	36	9	103	30
	Peoria	207	0	60	0	0	267	26
	Putnam	18	17	5	24	11	75	18
	Stark	17	9	8	11	0	45	15
	Tazewell	29	0	54	5	6	94	8
10th Circuit Total		294	51	137	76	26	584	97
11th	Ford	19	1	8	0	0	28	8
	Livingston	43	8	6	9	0	66	68
	Logan	19	16	3	0	0	38	7
	McLean	109	1	11	28	7	156	17
	Woodford	21	10	0	4	1	36	14
11th Circuit Total		211	36	28	41	8	324	114
12th	Will	272	0	101	176	24	573	30
12th Circuit Total		272	0	101	176	24	573	30
13th	Bureau	9	0	19	1	0	29	2
	Grundy	6	0	15	0	0	21	6
	LaSalle	61	0	49	5	0	115	20
13th Circuit Total		76	0	83	6	0	165	28
14th	Henry	37	0	22	18	0	77	10
	Mercer	8	0	1	9	0	18	3
	Rock Island	92	0	26	0	0	118	13
	Whiteside	76	0	15	14	0	105	15
14th Circuit Total		213	0	64	41	0	318	41
15th	Carroll	16	0	16	0	0	32	43
	Jo Daviess	0	1	0	27	4	32	0
	Lee	49	0	51	42	0	142	16
	Ogle	57	1	9	23	0	90	10
	Stephenson	48	4	40	6	0	98	131
15th Circuit Total		170	6	116	98	4	394	200
16th	DeKalb	26	0	40	16	0	82	5
	Kane	136	0	105	38	0	279	47
	Kendall	7	4	15	12	0	38	0
16th Circuit Total		169	4	160	66	0	399	52
17th	Boone	36	0	11	0	1	48	9
	Winnebago	276	0	55	0	1	332	28
17th Circuit Total		312	0	66	0	2	380	37
18th	DuPage	181	12	221	1	6	421	16
18th Circuit Total		181	12	221	1	6	421	16
19th	Lake	185	0	169	1	0	355	29
	McHenry	63	0	29	70	0	162	17
19th Circuit Total		248	0	198	71	0	517	46
20th	Monroe	16	0	0	0	0	16	9
	Perry	10	0	10	0	0	20	4
	Randolph	40	0	0	0	0	40	15
	St. Clair	338	110	1	0	0	449	100
	Washington	6	1	6	0	0	13	5
20th Circuit Total		410	111	17	0	0	538	133
21st	Iroquois	57	6	6	29	0	98	11
	Kankakee	130	0	49	17	0	196	7
21st Circuit Total		187	6	55	46	0	294	18
Downstate Total		4,257	467	1,914	1,007	161	7,806	1,249
Cook Juvenile		6,051	0	0	2	3,258	9,311	8,448
Statewide Total		10,308	467	1,914	1,009	3,419	17,117	9,697

1991 Annual Juvenile Investigation Report
January 1, 1991 - December 31, 1991

Circuit	County	Investigations Completed						Total
		Social History	Adoption	Contested Custody	Supp. Social History	Intake Screening	Other	
1st	Alexander	18	0	0	0	0	0	18
	Jackson	25	0	0	0	0	5	30
	Johnson	0	1	0	0	0	0	1
	Massac	3	0	0	3	0	0	6
	Pope	2	0	0	0	0	0	2
	Pulaski	0	0	0	0	0	0	0
	Saline	4	0	0	0	0	0	4
	Union	1	0	0	0	0	0	1
	Williamson	4	0	0	2	0	0	6
1st Circuit Total		57	1	0	5	0	5	68
2nd	Crawford	1	0	0	0	0	0	1
	Edwards	3	0	0	1	0	0	4
	Franklin	5	1	0	0	78	0	84
	Gallatin	2	0	0	1	0	0	3
	Hamilton	1	0	0	0	0	0	1
	Hardin	2	0	0	1	0	0	3
	Jefferson	15	0	0	0	34	1	50
	Lawrence	3	1	0	0	0	0	4
	Richland	4	1	0	0	0	0	5
	Wabash	6	0	0	0	0	0	6
	Wayne	6	1	0	2	0	0	9
	White	1	0	0	0	0	0	1
2nd Circuit Total		49	4	0	5	112	1	171
3rd	Bond	0	0	0	0	0	0	0
	Madison	22	0	0	2	302	100	426
3rd Circuit Total		22	0	0	2	302	100	426
4th	Christian	7	3	0	1	0	0	11
	Clay	5	0	0	0	0	0	5
	Clinton	5	0	0	5	0	0	10
	Effingham	3	1	0	1	0	0	5
	Fayette	4	1	3	1	81	0	90
	Jasper	7	0	0	2	0	0	9
	Marion	13	0	0	1	0	0	14
	Montgomery	7	1	1	6	0	0	15
	Shelby	5	2	0	0	0	0	7
4th Circuit Total		56	8	4	17	81	0	166
5th	Clark	8	0	0	3	0	0	11
	*Coles/							
	*Cumberland	10	3	0	0	0	0	13
	Edgar	4	0	0	0	0	0	4
	Vermilion	69	0	0	2	N/A	0	71
5th Circuit Total		91	3	0	5	0	0	99
6th	Champaign	244	4	2	84	0	104	438
	DeWitt	0	0	1	0	89	0	90
	Douglas	4	0	0	0	0	2	6
	Mason	241	27	0	42	0	0	310
	Moultrie	8	0	0	3	0	1	12
	Piatt	7	0	0	0	0	9	16
6th Circuit Total		504	31	3	129	89	116	872
7th	Greene	0	0	0	0	0	0	0
	Jersey	8	0	0	2	23	16	49
	Macoupin	24	0	11	2	0	1	38
	Morgan	25	0	0	0	277	0	302
	Sangamon	94	0	0	59	1,752	711	2,616
	Scott	0	0	0	0	0	0	0
7th Circuit Total		151	0	11	63	2,052	728	3,005
8th	Adams	64	0	0	47	0	0	111
	Brown	6	0	0	1	0	0	7
	Calhoun	0	0	0	0	0	0	0
	Cass	22	0	0	0	0	2	24
	Mason	5	0	1	0	0	0	6
	Menard	5	0	0	0	0	0	5
	Pike	9	0	3	0	0	0	12
	Schuyler	1	0	0	2	0	0	3
8th Circuit Total		112	0	4	50	0	2	168

**1991 Annual Juvenile Investigation Report
January 1, 1991 - December 31, 1991**

Circuit	County	Investigations Completed						Total
		Social History	Adoption	Contested Custody	Supp. Social History	Intake Screening	Other	
9th	Fulton	13	1	2	2	241	1	260
	Hancock	0	0	0	1	0	0	1
	Henderson	0	0	1	0	15	0	16
	Knox	18	2	0	0	0	101	121
	McDonough	4	0	0	2	161	0	167
	Warren	11	0	0	2	0	170	183
9th Circuit Total		46	3	3	7	417	272	748
10th	*Marshall/							
	*Putnam/							
	*Stark	31	19	20	6	21	0	97
	Peoria	0	0	0	0	434	0	434
	Tazewell	23	4	2	0	136	98	263
10th Circuit Total		54	23	22	6	591	98	794
11th	Ford	6	1	0	0	0	0	7
	Livingston	46	0	0	3	548	32	629
	Logan	7	1	0	1	0	0	9
	McLean	151	6	0	13	1,105	34	1,309
	Woodford	32	0	0	1	94	0	127
11th Circuit Total		242	8	0	18	1,747	66	2,081
12th	Will	105	1	0	0	568	0	674
12th Circuit Total		105	1	0	0	568	0	674
13th	Bureau	3	1	0	2	102	4	112
	Grundy	3	0	0	0	37	8	48
	LaSalle	11	4	1	1	187	23	227
13th Circuit Total		17	5	1	3	326	35	387
14th	Henry	11	0	0	6	220	3	240
	Mercer	1	0	0	0	5	6	12
	Rock Island	59	1	1	56	0	3	120
	Whiteside	10	0	0	4	0	5	19
14th Circuit Total		81	1	1	66	225	17	391
15th	Carroll	9	0	0	1	0	0	10
	Jo Daviess	1	0	1	0	0	0	2
	Lee	6	0	0	0	0	2	8
	Ogle	43	0	0	16	0	89	148
	Stephenson	68	1	10	0	0	0	79
15th Circuit Total		127	1	11	17	0	91	247
16th	DeKalb	68	0	0	8	132	0	208
	Kane	303	12	0	547	950	0	1,812
	Kendall	9	0	1	1	0	3	14
16th Circuit Total		380	12	1	556	1,082	3	2,034
17th	Boone	7	1	0	0	38	0	46
	Winnebago	230	7	2	389	1,500	0	2,128
17th Circuit Total		237	8	2	389	1,538	0	2,174
18th	DuPage	420	77	0	65	0	0	562
18th Circuit Total		420	77	0	65	0	0	562
19th	Lake	337	21	0	160	0	0	518
	McHenry	118	16	0	3	212	10	359
19th Circuit Total		455	37	0	163	212	10	877
20th	Monroe	3	0	0	1	0	0	4
	Perry	6	0	0	1	0	0	7
	Randolph	22	0	0	2	0	0	24
	St. Clair	55	0	0	14	0	9	78
	Washington	1	0	0	0	0	0	1
20th Circuit Total		87	0	0	18	0	9	114
21st	Iroquois	16	1	0	0	35	36	88
	Kankakee	28	0	0	0	211	1	240
21st Circuit Total		44	1	0	0	246	37	328
Downstate		3,337	224	63	1,584	9,588	1,590	16,386
Cook Juvenile		5,441	0	0	1,476	26,310	0	33,227
Cook County Total		5,441	0	0	1,476	26,310	0	33,227
State Total		8,778	224	63	3,060	35,898	1,590	49,613

*These counties report as a District.

1991 Annual Juvenile Violation Report
January 1, 1991 - December 31, 1991

Circuit County		I. Violations Reported			II. Court Actions on Violations						Total Actions on Violations
		Technical Violations	New Offenses	Total	Technical Violation			New Offense			
					No Vio. Found	Violation	Total	No Vio. Found	Violation	Total	
1st	Alexander	14	5	19	0	4	4	0	3	3	7
	Jackson	1	3	4	0	0	0	0	0	0	0
	Johnson	0	0	0	0	0	0	0	0	0	0
	Massac	12	4	16	10	1	11	4	1	5	16
	Pope	0	0	0	0	0	0	0	0	0	0
	Pulaski	0	1	1	0	0	0	0	1	1	1
	Saline	2	2	4	0	1	1	0	4	4	5
	Union	4	0	4	1	3	4	0	0	0	0
	Williamson	5	6	11	7	0	7	3	4	7	14
1st Circuit Total		38	21	59	18	9	27	7	13	20	47
2nd	Crawford	3	4	7	1	2	3	0	4	4	7
	Edwards	3	3	6	1	2	3	2	0	2	5
	Franklin	11	5	16	1	8	9	0	4	4	13
	Gallatin	0	0	0	0	0	0	0	0	0	0
	Hamilton	2	0	2	0	0	0	0	0	0	0
	Hardin	1	0	1	1	0	1	0	0	0	1
	Jefferson	11	3	14	0	3	3	0	0	0	3
	Lawrence	2	3	5	0	0	0	0	0	0	0
	Richland	5	8	13	6	0	6	4	3	7	13
	Wabash	5	9	14	0	3	3	1	1	2	5
	Wayne	0	9	9	0	1	1	1	9	10	11
	White	1	3	4	1	0	1	0	0	0	1
2nd Circuit Total		44	47	91	11	19	30	8	21	29	59
3rd	Bond	0	3	3	0	0	0	1	0	1	1
	Madison	103	25	128	14	54	68	21	29	50	118
3rd Circuit Total		103	28	131	14	54	68	22	29	51	119
4th	Christian	78	56	134	8	29	37	6	46	52	89
	Clay	3	3	6	1	1	2	0	9	9	11
	Clinton	5	13	18	0	4	4	1	2	3	7
	Effingham	21	13	34	1	5	6	1	5	6	12
	Fayette	11	4	15	2	5	7	0	4	4	11
	Jasper	0	8	8	1	0	1	2	1	3	4
	Marion	8	40	48	5	4	9	5	22	27	36
	Montgomery	4	3	7	1	3	4	1	1	2	6
	Shelby	9	6	15	0	2	2	0	0	0	2
4th Circuit Total		139	146	285	19	53	72	16	90	106	178
5th	Clark	14	13	27	10	4	14	6	7	13	27
	*Coles/										
	*Cumberland	26	11	37	8	6	14	2	1	3	17
	Edgar	21	23	44	14	15	29	9	15	24	53
	Vermilion	21	35	56	0	5	5	0	10	10	15
5th Circuit Total		82	82	164	32	30	62	17	33	50	112
6th	Champaign	46	44	90	0	24	24	1	13	14	38
	DeWitt	20	11	31	6	8	14	4	9	13	27
	Douglas	0	1	1	0	0	0	0	0	0	0
	Macon	159	107	266	19	125	144	10	92	102	246
	Moultrie	10	4	14	1	7	8	0	5	5	13
	Platt	1	0	1	1	0	1	0	0	1	1
6th Circuit Total		236	167	403	27	164	191	15	119	135	325
7th	Greene	0	0	0	0	0	0	0	0	0	0
	Jersey	0	2	2	0	0	0	0	2	2	2
	Macoupin	48	11	59	14	20	34	6	5	11	45
	Morgan	5	40	45	1	1	2	2	35	37	39
	Sangamon	55	217	272	7	27	34	15	66	81	115
	Scott	0	0	0	0	0	0	0	0	0	0
7th Circuit Total		108	270	378	22	48	70	23	108	131	201
8th	Adams	38	29	67	6	37	43	3	24	27	70
	Brown	0	2	2	0	0	0	0	2	2	2
	Calhoun	0	0	0	0	0	0	0	0	0	0
	Cass	0	2	2	0	0	0	0	3	3	2
	Mason	7	8	15	0	5	5	0	3	3	8
	Menard	9	0	9	0	7	7	0	0	0	7
	Pike	6	3	9	0	5	5	0	3	3	8
	Schuyler	3	0	3	0	1	1	0	0	0	1
8th Circuit Total		63	44	107	6	55	61	3	35	38	99

1991 Annual Juvenile Violation Report
January 1, 1991 - December 31, 1991

Circuit County		I. Violations Reported			II. Court Actions on Violations						Total Actions on Violations
		Technical Violations	New Offenses	Total	Technical Violation			New Offense			
					No Vio. Found	Violation	Total	No Vio. Found	Violation	Total	
9th	Fulton	0	7	7	0	0	0	1	4	5	5
	Hancock	6	3	9	0	4	4	0	4	4	8
	Henderson	0	1	1	0	0	0	0	1	1	1
	Knox	8	30	38	0	3	3	1	7	8	11
	McDonough	8	8	16	0	4	4	0	7	7	11
	Warren	2	10	12	0	2	2	0	10	10	12
9th Circuit Total		24	59	83	0	13	13	2	33	35	48
10th	*Marshall/ *Putnam/ *Stark	0	34	34	0	0	0	0	33	33	33
	Peoria	0	0	0	0	0	0	0	0	0	0
	Tazewell	1	6	7	2	1	3	2	13	15	18
10th Circuit Total		1	40	41	2	1	3	2	46	48	51
11th	Ford	0	1	1	0	0	0	1	0	1	1
	Livingston	64	30	94	15	28	43	5	14	19	62
	Logan	7	12	19	2	6	8	3	8	11	19
	McLean	52	47	99	13	18	31	22	13	35	66
	Woodford	2	2	4	0	2	2	0	2	2	4
11th Circuit Total		125	92	217	30	54	84	31	37	68	152
12th	Will	72	43	115	25	29	54	7	23	30	84
12th Circuit Total		72	43	115	25	29	54	7	23	30	84
13th	Bureau	11	4	15	0	4	4	0	5	5	9
	Grundy	9	9	18	3	1	4	1	7	8	12
	LaSalle	30	36	66	0	8	8	0	11	11	19
13th Circuit Total		50	49	99	3	13	16	1	23	24	40
14th	Henry	18	21	39	5	8	13	1	17	18	31
	Mercer	2	4	6	0	0	0	0	0	0	0
	Rock Island	94	85	179	10	37	47	17	42	59	106
	Whiteside	29	56	85	3	15	18	9	40	49	67
14th Circuit Total		143	166	309	18	60	78	27	99	126	204
15th	Carroll	6	13	19	2	0	2	0	12	12	14
	Jo Daviess	0	0	0	0	0	0	0	0	0	0
	Lee	53	57	110	2	44	46	3	50	53	99
	Ogle	149	33	182	5	6	11	2	12	14	25
	Stephenson	21	16	37	1	11	12	0	9	9	21
15th Circuit Total		229	119	348	10	61	71	5	83	88	159
16th	DeKalb	35	41	76	3	18	21	2	38	40	61
	Kane	184	136	320	11	115	126	8	82	90	216
	Kendall	2	6	8	0	0	0	0	6	6	8
16th Circuit Total		221	183	404	14	133	147	10	126	136	285
17th	Boone	113	76	189	19	38	57	11	20	31	88
	Winnebago	60	119	179	21	42	63	10	96	106	169
17th Circuit Total		173	195	368	40	80	120	21	116	137	257
18th	DuPage	198	195	393	11	72	83	13	73	86	169
18th Circuit Total		198	195	393	11	72	83	13	73	86	169
19th	Lake	190	8	198	2	119	121	0	4	4	125
	McHenry	49	43	92	9	22	31	3	23	26	57
19th Circuit Total		239	51	290	11	141	152	3	27	30	182
20th	Monroe	2	2	4	0	1	1	0	1	1	2
	Perry	5	9	14	4	2	6	4	2	6	12
	Randolph	7	16	23	0	1	1	0	1	1	2
	St. Clair	247	182	429	16	144	160	29	95	124	284
	Washington	2	3	5	0	1	1	0	1	1	2
20th Circuit Total		263	212	475	20	149	169	33	100	133	302
21st	Iroquois	13	6	19	4	9	13	2	4	6	19
	Kankakee	6	6	12	3	3	6	0	6	6	12
21st Circuit Total		19	12	31	7	12	19	2	10	12	31
Downstate		2,570	2,221	4,790	340	1,250	1,590	268	1,244	1,515	3,105
Cook Juvenile		0	899	899	0	0	0	0	813	813	813
Cook County Total		0	899	899	0	0	0	0	813	813	813
State Total		2,570	3,120	5,689	340	1,250	1,590	268	2,057	2,328	3,918

*These counties report as a District.

1991 Annual Juvenile Petition, Adjudication and Prosecution Report

Circuit	County	Petitions and Adjudications						
		A. Petitions Filed						
		Delinquency	MRAI	Neglect/ Abuse	Addiction	Dependency	Truancy	Total
1st	Alexander	25	3	6	0	1	0	35
	Jackson	64	0	14	0	0	0	78
	Johnson	27	0	4	0	0	0	31
	Massac	37	0	8	0	0	0	45
	Pope	6	0	1	0	0	0	7
	Pulaski	0	0	0	0	0	0	0
	Saline	27	0	20	0	5	0	52
	Union	27	17	24	0	0	0	68
	Williamson	44	11	16	0	7	0	78
1st Circuit Total		257	31	93	0	13	0	394
2nd	Crawford	22	0	7	0	4	0	33
	Edwards	8	0	2	0	0	0	10
	Franklin	34	5	15	0	5	1	60
	Gallatin	17	0	10	0	0	0	27
	Hamilton	10	0	1	0	2	0	13
	Hardin	2	0	3	0	0	0	5
	Jefferson	54	6	69	0	1	0	130
	Lawrence	11	0	3	0	6	0	20
	Richland	11	0	0	0	0	0	11
	Wabash	28	0	6	0	0	0	34
	Wayne	28	0	6	0	0	0	34
	White	17	0	6	0	1	0	24
2nd Circuit Total		242	11	128	0	19	1	401
3rd	Bond	21	1	4	0	2	1	29
	Madison	355	6	302	0	15	0	678
3rd Circuit Total		376	7	306	0	17	1	707
4th	Christian	65	0	28	0	3	2	98
	Clay	20	0	6	0	0	0	26
	Clinton	77	2	4	0	1	0	84
	Effingham	137	0	12	0	0	4	153
	Fayette	44	0	10	0	0	0	54
	Jasper	53	1	6	0	2	0	62
	Marion	124	1	15	0	3	0	143
	Montgomery	41	2	20	0	0	1	64
	Shelby	19	0	5	0	5	0	29
4th Circuit Total		580	6	106	0	14	7	713
5th	Clark	25	0	3	0	5	2	35
	*Coles/							
	*Cumberland	133	0	0	0	0	0	133
	Edgar	0	0	0	0	0	0	0
	Vermillion	122	0	42	0	0	0	122
5th Circuit Total		280	0	45	0	5	2	290
6th	Champaign	255	0	102	0	13	24	394
	DeWitt	40	2	2	0	1	1	46
	Douglas	22	0	3	0	2	0	27
	Macon	388	0	69	0	4	18	479
	Moultrie	34	0	3	0	2	1	40
	Platt	11	0	0	0	0	0	11
6th Circuit Total		750	2	179	0	22	44	997
7th	Greene	4	0	10	0	0	0	14
	Jersey	45	0	10	0	0	0	55
	Macoupin	83	1	24	0	1	0	109
	Morgan	43	0	0	0	0	0	43
	Sangamon	144	1	0	0	0	0	145
	Scott	0	0	0	0	0	10	10
7th Circuit Total		319	2	44	0	1	10	376
8th	Adams	75	2	66	0	8	0	151
	Brown	16	0	3	0	0	0	19
	Calhoun	5	0	0	0	0	0	5
	Cass	44	0	2	0	1	0	47
	Mason	19	0	28	0	0	0	47
	Menard	12	0	3	0	0	0	15
	Pike	15	1	19	0	0	0	35
	Schuyler	25	1	0	0	3	1	30
8th Circuit Total		211	4	121	0	12	1	349

1991 Annual Juvenile Petition, Adjudication and Prosecution Report

Circuit	County	Petitions and Adjudications						
		A. Petitions Filed						
		Delinquency	MRAI	Neglect/ Abuse	Addiction	Dependency	Truancy	Total
9th	Fulton	45	1	20	0	5	1	72
	Hancock	17	0	0	0	0	0	17
	Henderson	7	0	4	0	2	0	13
	Knox	44	0	12	0	0	0	56
	McDonough	26	0	9	0	2	0	37
	Warren	82	0	7	0	0	2	91
9th Circuit Total		221	1	52	0	9	3	286
10th	*Marshall/ *Putnam/ *Stark	29	7	3	4	0	4	47
	Peoria	0	0	0	0	0	0	0
	Tazewell	160	0	0	0	0	0	251
10th Circuit Total		189	7	3	4	0	4	298
11th	Ford	36	0	0	0	0	0	36
	Livingston	79	8	16	0	1	1	105
	Logan	50	2	22	0	3	2	79
	McLean	165	1	32	0	15	20	215
	Woodford	24	0	5	0	2	0	2
11th Circuit Total		354	11	75	0	21	23	437
12th	Will	549	1	132	0	3	42	727
12th Circuit Total		549	1	132	0	3	42	727
13th	Bureau	56	0	3	0	0	0	59
	Grundy	61	0	2	0	0	0	63
	LaSalle	131	0	0	0	1	1	133
13th Circuit Total		248	0	5	0	1	1	255
14th	Henry	48	0	36	0	0	17	101
	Mercer	7	0	9	0	0	0	16
	Rock Island	101	1	1	0	0	0	103
	Whiteside	71	6	54	0	N/A	3	134
14th Circuit Total		227	7	100	0	0	20	354
15th	Carroll	35	1	13	0	4	0	53
	Jo Daviess	27	1	2	0	1	0	31
	Lee	92	0	30	0	2	4	128
	Ogle	47	3	13	0	0	5	68
	Stephenson	103	1	41	0	1	0	146
15th Circuit Total		304	6	99	0	8	9	426
16th	DeKalb	103	5	70	0	0	20	198
	Kane	334	N/A	N/A	0	N/A	N/A	334
	Kendall	35	3	17	0	6	2	63
16th Circuit Total		472	8	87	0	6	22	595
17th	Boone	80	0	4	0	1	2	87
	Winnebago	272	4	217	18	2	41	554
17th Circuit Total		352	4	221	18	3	43	641
18th	DuPage	N/A	27	N/A	N/A	N/A	N/A	N/A
18th Circuit Total		N/A	27	N/A	N/A	N/A	N/A	N/A
19th	Lake	484	0	177	0	20	10	691
	McHenry	151	3	59	0	14	4	231
19th Circuit Total		635	3	236	0	34	14	922
20th	Monroe	53	2	4	0	0	0	59
	Perry	14	0	0	0	2	0	16
	Randolph	47	3	8	0	4	1	63
	St. Clair	578	2	188	0	6	26	800
	Washington	6	0	4	0	0	0	10
20th Circuit Total		698	7	204	0	12	27	948
21st	Iroquois	49	1	20	0	2	1	73
	Kankakee	204	5	56	0	5	13	283
21st Circuit Total		253	6	76	0	7	14	356
Downstate		7,517	178	2,312	22	207	288	10,472
Cook Juvenile		18,760	45	7,611	0	572	0	26,988
Cook County Total		18,760	45	7,611	0	572	0	26,988
State Total		26,277	223	9,923	22	779	288	37,460

*These counties report as a District.

1991 Juvenile Petition, Adjudication and Prosecution

Circuit County		Continued Under Supervision							Adjudications							Criminal Prosecution			
																Number of Hearings On Motion to Permit (Sec. 805-4 (6) (b) & (c))	Number of Motions to Permit Granted	Number of Automatic Prosecutions (Sec. 805-4 (6) (a))	Total Number of Criminal Prosecutions
		Delin- quency	MRAI	Neglect/ Abuse	Addic- tion	Depend- ency	Truancy	Total	Delin- quency	MRAI	Neglect/ Abuse	Addic- tion	Depend- ency	Truancy	Total				
1st	Alexander	8	0	0	0	0	0	8	15	0	0	0	0	0	15	0	0	0	0
	Jackson	0	0	0	0	0	0	0	0	0	0	0	0	0	0	0	0	0	0
	Johnson	25	0	0	0	0	0	25	1	0	1	0	0	0	2	0	0	0	0
	Massac	4	0	0	0	0	0	4	25	0	0	0	0	0	25	0	0	0	0
	Pope	6	0	0	0	0	0	6	0	0	0	0	0	0	0	0	0	0	0
	Pulaski	0	0	0	0	0	0	0	0	0	0	0	0	0	0	0	0	0	0
	Saline	4	0	0	0	0	0	4	5	0	0	0	0	0	5	0	0	0	0
	Union	27	17	24	0	0	0	68	0	0	0	0	0	0	0	0	0	0	0
	Williamson	21	0	0	0	0	0	21	11	6	6	0	7	0	30	0	0	1	1
1st Circuit Total		95	17	24	0	0	0	136	57	6	7	0	7	0	77	0	0	1	1
2nd	Crawford	3	0	4	0	2	0	9	19	0	3	0	2	0	24	0	0	0	0
	Edwards	0	0	0	0	0	0	0	7	0	0	0	0	0	7	0	0	0	0
	Franklin	8	2	0	0	0	0	10	6	2	12	0	3	0	23	0	0	0	0
	Gallatin	11	0	1	0	0	0	12	3	0	5	0	0	0	8	0	0	0	0
	Hamilton	5	0	0	0	0	0	5	2	0	1	0	0	0	3	0	0	0	0
	Hardin	1	0	1	0	0	0	2	1	0	2	0	0	0	3	0	0	0	0
	Jefferson	0	0	0	0	0	0	0	20	0	0	0	0	0	20	0	0	0	0
	Lawrence	1	0	0	0	0	0	1	6	0	3	0	5	0	14	0	0	0	0
	Richland	0	0	0	0	0	0	0	0	0	0	0	0	0	0	0	0	0	0
	Wabash	4	0	1	0	0	0	5	12	0	0	0	0	0	12	0	0	0	0
	Wayne	19	0	5	0	0	0	24	4	0	1	0	0	0	5	0	0	0	0
	White	1	0	0	0	0	0	1	7	0	1	0	0	0	8	0	0	0	0
2nd Circuit Total		53	2	12	0	2	0	69	87	2	28	0	10	0	127	0	0	0	0
3rd	Bond	7	0	0	0	0	0	7	14	1	4	0	2	1	22	0	0	0	0
	Madison	121	N/A	N/A	0	N/A	0	121	80	2	132	0	9	0	223	1	1	0	1
3rd Circuit Total		128	0	0	0	0	0	128	94	3	136	0	11	1	245	1	1	0	1
4th	Christian	18	0	0	0	0	2	20	16	0	19	0	2	0	37	0	0	0	0
	Clay	13	0	0	0	0	0	13	1	0	6	0	0	0	7	0	0	0	0
	Clinton	50	0	0	0	0	0	50	16	2	2	0	1	0	21	0	0	0	0
	Effingham	78	0	0	0	0	2	80	37	0	1	0	0	0	38	0	0	0	0
	Fayette	16	0	2	0	0	0	18	15	0	6	0	0	0	21	1	1	0	1
	Jasper	22	0	0	0	0	0	22	25	0	0	0	0	0	25	0	0	0	0
	Marion	35	0	2	0	1	0	38	44	0	6	0	2	0	52	0	0	0	0
	Montgomery	15	1	1	0	0	0	17	13	1	5	0	0	0	19	0	0	0	0
	Shelby	8	0	1	0	1	0	10	9	0	1	0	5	0	15	0	0	0	0
4th Circuit Total		255	1	6	0	2	4	268	176	3	46	0	10	0	235	1	1	0	1
5th	Clark	6	0	0	0	0	0	6	5	0	0	0	4	0	9	0	0	0	0
	*Coles/																		
	*Cumberland	133	0	0	0	0	0	0	0	0	0	0	0	0	0	0	0	0	0
	Edgar	0	0	0	0	0	0	0	0	0	0	0	0	0	0	0	0	0	0
	Vermilion	103	0	N/A	0	0	0	103	38	0	N/A	0	0	0	38	0	0	1	1
5th Circuit Total		242	0	0	0	0	0	109	43	0	0	0	4	0	47	0	0	1	1

1991 Juvenile Petition, Adjudication and Prosecution

Circuit	County	Continued Under Supervision							Adjudications							Criminal Prosecution			
		Delin- quency	MRAI	Neglect/ Abuse	Addic- tion	Depend- ency	Truancy	Total	Delin- quency	MRAI	Neglect/ Abuse	Addic- tion	Depend- ency	Truancy	Total	Number of Hearings On Motion to Permit (Sec. 805-4 (6) (b) & (c)	Number of Motions to Permit Granted	Number of Automatic Prosecutions (Sec. 805-4 (6) (a)	Total Number of Criminal Prosecutions
6th	Champaign	62	0	N/A	0	N/A	N/A	62	138	0	N/A	0	N/A	N/A	138	3	3	0	3
	DeWitt	17	0	0	0	0	0	17	11	2	3	0	0	0	16	0	0	0	0
	Douglas	10	0	0	0	0	0	10	6	0	3	0	2	0	11	1	1	0	1
	Macon	143	0	0	0	0	0	143	174	0	54	0	5	3	236	2	2	0	2
	Moultrie	14	0	0	0	0	0	14	20	0	0	0	0	0	20	0	0	0	0
	Platt	8	0	0	0	0	0	8	3	0	0	0	0	0	3	0	0	0	0
6th Circuit Total		254	0	0	0	0	0	254	352	2	60	0	7	3	424	6	6	0	6
7th	Greene	1	0	0	0	0	0	1	0	0	10	0	0	0	10	0	0	0	0
	Jersey	21	0	0	0	0	0	21	18	0	10	0	0	0	28	0	0	0	0
	Macoupin	20	0	3	0	0	0	23	9	0	4	0	0	0	13	0	0	0	0
	Morgan	14	0	0	0	0	0	14	35	0	0	0	0	0	35	0	0	0	0
	Sangamon	47	0	0	0	0	0	47	107	0	0	0	0	0	107	0	0	7	7
	Scott	0	0	0	0	0	0	0	0	0	0	0	0	0	0	0	0	0	0
7th Circuit Total		103	0	3	0	0	0	106	169	0	24	0	0	0	193	0	0	7	7
8th	Adams	45	2	54	0	8	0	109	23	0	0	0	0	0	23	0	0	0	0
	Brown	7	0	0	0	0	0	7	5	0	3	0	0	0	8	0	0	0	0
	Calhoun	5	0	0	0	0	0	5	0	0	0	0	0	0	0	0	0	0	0
	Cass	16	0	0	0	0	0	16	15	0	2	0	0	0	17	0	0	0	0
	Mason	6	0	15	0	0	0	21	13	0	10	0	0	0	23	0	0	1	1
	Menard	9	0	0	0	0	0	9	3	0	0	0	0	0	3	0	0	0	0
	Pike	6	0	0	0	0	0	6	5	0	12	0	0	0	17	0	0	0	0
	Schuyler	0	0	0	0	0	0	0	20	0	0	0	1	0	21	0	0	0	0
8th Circuit Total		94	2	69	0	8	0	173	84	0	27	0	1	0	112	0	0	1	1
9th	Fulton	8	0	7	0	0	0	15	18	0	10	0	5	2	35	1	1	0	1
	Hancock	11	0	0	0	0	0	11	7	0	0	0	0	0	7	1	1	0	1
	Henderson	3	0	0	0	0	0	3	0	0	3	0	1	0	4	0	0	0	0
	Knox	0	0	0	0	0	0	0	44	0	9	0	0	0	53	0	0	0	0
	McDonough	14	0	0	0	0	0	14	13	0	3	0	2	0	18	0	0	0	0
	Warren	36	0	0	0	0	0	36	31	0	5	0	0	2	38	1	1	0	1
9th Circuit Total		72	0	7	0	0	0	79	113	0	30	0	8	4	155	3	3	0	3
10th	*Marshall/ *Putnam/ *Stark	2	7	3	0	0	4	16	27	0	0	4	0	0	31	1	0	0	0
	Peoria	0	0	0	0	0	0	0	0	0	0	0	0	0	0	0	0	0	0
	Tazewell	55	0	0	0	0	0	55	20	0	0	0	0	0	20	0	0	0	0
10th Circuit Total		57	7	3	0	0	4	71	47	0	0	4	0	0	51	1	0	0	0
11th	Ford	3	0	0	0	0	0	3	12	0	0	0	0	0	12	0	0	0	0
	Livingston	9	0	0	0	0	1	10	55	9	22	0	2	2	90	1	1	0	1
	Logan	18	1	7	0	0	1	27	21	1	5	0	3	1	31	0	0	0	0
	McLean	18	0	N/A	0	N/A	N/A	18	76	0	N/A	0	N/A	N/A	76	1	1	3	4
	Woodford	6	0	0	0	0	0	6	18	0	4	0	2	0	24	0	0	0	0
11th Circuit Total		54	1	7	0	0	2	64	182	10	31	0	7	3	233	2	2	3	5

1991 Juvenile Petition, Adjudication and Prosecution

		Continued Under Supervision							Adjudications							Criminal Prosecution			
																Number of Hearings On Motion to Permit (Sec. 805-4 (6) (b) & (c)	Number of Motions to Permit Granted	Number of Automatic Prosecutions (Sec. 805-4 (6) (a)	Total Number of Criminal Prosecutions
Circuit	County	Delin- quency	MRAI	Neglect/ Abuse	Addic- tion	Depend- ency	Truancy	Total	Delin- quency	MRAI	Neglect/ Abuse	Addic- tion	Depend- ency	Truancy	Total				
12th	Will	88	1	107	0	3	38	237	300	0	12	0	0	0	312	4	5	7	12
12th Circuit Total		88	1	107	0	3	38	237	300	0	12	0	0	0	312	4	5	7	12
13th	Bureau	48	0	0	0	0	0	48	20	0	1	0	0	0	21	N/A	N/A	N/A	N/A
	Grundy	28	0	0	0	0	0	28	20	0	0	0	0	0	20	N/A	N/A	N/A	N/A
	LaSalle	75	0	0	0	0	0	75	78	0	0	0	1	0	79	N/A	N/A	N/A	N/A
13th Circuit Total		151	0	0	0	0	0	151	118	0	1	0	1	0	120	N/A	N/A	N/A	N/A
14th	Henry	20	0	18	0	0	1	39	19	0	6	0	0	11	36	0	0	0	0
	Mercer	5	0	2	0	1	0	8	2	0	6	0	0	0	8	0	0	0	0
	Rock Island	25	1	0	0	0	0	26	50	0	0	0	0	0	50	0	0	0	0
	Whiteside	6	0	0	0	N/A	0	6	65	3	48	0	N/A	3	119	0	0	0	0
14th Circuit Total		56	1	20	0	1	1	79	136	3	60	0	0	14	213	0	0	0	0
15th	Carroll	21	0	0	0	0	0	21	14	1	5	0	5	25	0	0	0	0	0
	Jo Daviess	14	0	0	0	0	0	14	1	1	0	0	1	0	3	0	0	0	0
	Lee	79	0	7	0	0	2	88	57	0	13	0	0	0	70	0	0	0	0
	Ogle	122	0	0	0	0	1	13	34	3	3	0	0	0	34	0	0	0	0
	Stephenson	45	0	11	0	0	0	56	34	0	19	0	1	1	55	0	0	0	0
15th Circuit Total		281	0	18	0	0	3	192	140	5	40	0	7	26	162	0	0	0	0
16th	DeKalb	58	N/A	N/A	N/A	N/A	17	75	18	N/A	N/A	N/A	N/A	0	18	2	1	1	2
	Kane	120	N/A	N/A	N/A	N/A	N/A	120	158	N/A	N/A	N/A	N/A	N/A	158	13	5	17	22
	Kendall	27	3	11	0	4	1	46	8	0	5	0	2	0	15	0	0	0	0
16th Circuit Total		205	3	11	0	4	18	241	184	0	5	0	2	0	191	15	6	18	24
17th	Boone	11	0	0	0	0	2	13	63	0	0	0	0	0	63	1	0	0	0
	Winnebago	22	0	N/A	N/A	N/A	N/A	52	167	0	92	N/A	N/A	N/A	167	0	0	0	0
17th Circuit Total		33	0	0	0	0	2	65	230	0	92	0	0	0	230	1	0	0	0
18th	DuPage	N/A	N/A	N/A	N/A	N/A	N/A	N/A	N/A	N/A	N/A	N/A	N/A	N/A	N/A	N/A	N/A	N/A	N/A
18th Circuit Total		N/A	N/A	N/A	N/A	N/A	N/A	N/A	N/A	N/A	N/A	N/A	N/A	N/A	N/A	N/A	N/A	N/A	N/A
19th	Lake	180	0	28	0	0	0	208	310	0	99	0	21	6	436	2	0	1	1
	McHenry	36	0	1	0	0	1	38	79	0	16	0	8	1	104	0	0	0	0
19th Circuit Total		216	0	29	0	0	1	246	389	0	115	0	29	7	540	2	0	1	1
20th	Monroe	27	0	0	0	0	0	27	14	2	4	0	0	0	20	0	0	0	0
	Perry	7	0	0	0	0	0	7	5	0	0	0	0	0	5	0	1	1	2
	Randolph	0	0	0	0	0	0	0	39	2	11	0	3	0	55	0	0	0	0
	St. Clair	0	0	0	0	0	0	0	463	0	364	0	0	26	853	1	1	2	3
	Washington	3	0	0	0	0	0	3	3	0	0	0	0	0	3	0	0	0	0
20th Circuit Total		37	0	0	0	0	0	37	524	4	379	0	3	26	936	1	2	3	5
21st	Iroquois	10	1	7	0	1	0	19	39	0	13	0	1	1	54	0	0	0	0
	Kankakee	49	1	6	0	0	2	58	148	2	12	0	2	0	164	1	1	4	5
21st Circuit Total		59	2	13	0	1	2	77	187	2	25	0	3	1	218	1	1	4	5
Downstate		2,500	41	222	0	18	37	2,605	3,535	40	1,206	4	125	85	4,847	38	26	44	70
Cook Juvenile		4,241	6	1,696	0	116	0	6,059	4,509	232	4,312	4	703	0	9,760	53	28	417	445
Cook County Total		4,241	6	1,696	0	116	0	6,059	4,509	232	4,312	4	703	0	9,760	53	28	417	445
State Total		6,741	47	1,918	0	134	37	8,664	8,044	272	5,518	8	828	85	14,607	91	54	461	515

*These counties report as a District.

1991 Annual Juvenile State Commitment And Detention Report

Circuit County		I. State Commitments/Admission				II. Placements from Caseload									
						Foster Home		Group Home		Private Institution		With Relative		Total	
		Ordered Admitted DMH/DD	Commit- ted DCFS	Commit- ted DOC	Total	In State	Out of State	In State	Out of State	In State	Out of State	In State	Out of State	In State	Out of State
1st	Alexander	0	0	4	4	0	0	1	0	0	0	0	0	1	0
	Jackson	0	10	4	14	8	0	4	0	0	0	2	0	14	0
	Johnson	0	4	0	4	3	0	0	0	0	0	1	0	4	0
	Massac	0	0	1	1	1	0	0	0	0	0	0	0	1	0
	Pope	0	0	0	0	0	0	0	0	0	0	0	0	0	0
	Pulaski	0	0	1	1	0	0	0	0	0	0	0	0	0	0
	Saline	0	5	1	6	3	0	1	0	12	3	4	2	20	5
	Union	0	1	1	2	0	0	0	0	0	0	1	0	1	0
	Williamson	0	17	1	18	0	0	0	0	0	0	0	0	0	0
1st Circuit Total		0	37	13	50	15	0	6	0	12	3	7	2	41	5
2nd	Crawford	0	0	1	1	0	0	0	0	0	0	2	0	2	0
	Edwards	0	1	1	2	0	0	1	0	0	1	1	0	2	1
	Franklin	0	0	1	1	1	0	1	0	2	0	1	0	5	0
	Gallatin	0	0	1	1	0	0	0	0	0	0	1	0	1	0
	Hamilton	0	0	0	0	0	0	1	0	0	0	0	0	1	0
	Hardin	0	0	0	0	0	0	0	0	0	0	1	0	1	0
	Jefferson	3	0	0	3	1	0	4	0	0	0	0	0	5	0
	Lawrence	0	0	0	0	0	0	0	0	0	0	1	0	1	0
	Richland	0	0	1	1	0	0	1	0	0	0	0	0	1	0
	Wabash	0	0	1	1	1	0	0	0	0	0	0	0	1	0
	Wayne	0	0	4	4	0	0	1	0	0	0	0	0	1	0
	White	0	0	0	0	0	0	0	0	0	0	0	1	0	1
2nd Circuit Total		3	1	10	14	3	0	9	0	2	1	7	1	21	2
3rd	Bond	0	0	0	0	0	0	0	0	0	0	0	0	0	0
	Madison	0	1	14	15	0	0	3	0	0	0	0	0	3	0
3rd Circuit Total		0	1	14	15	0	0	3	0	0	0	0	0	3	0
4th	Christian	0	4	5	9	0	0	0	0	0	0	2	0	2	0
	Clay	0	0	5	5	0	0	0	0	0	0	4	1	4	1
	Clinton	0	0	2	2	1	0	2	0	0	0	0	0	3	0
	Effingham	0	0	1	1	0	0	0	0	0	0	0	0	0	0
	Fayette	0	0	0	0	1	0	0	0	0	0	0	0	1	0
	Jasper	0	0	3	3	0	0	0	0	0	0	0	0	0	0
	Marion	0	4	2	6	0	0	0	1	0	0	6	0	6	1
	Montgomery	0	0	3	3	0	0	0	0	0	0	0	0	0	0
	Shelby	1	9	2	12	5	0	0	0	0	0	2	0	7	0
4th Circuit Total		1	17	23	41	7	0	2	1	0	0	14	1	23	2
5th	Clark	0	0	1	1	0	0	0	0	0	0	0	0	0	0
	*Coles/														
	*Cumberland	0	0	1	1	1	0	1	0	0	0	0	0	2	0
	Edgar	0	0	1	1	0	0	0	0	0	0	0	0	0	0
	Vermilion	0	2	6	8	0	0	9	0	0	0	3	0	12	0
5th Circuit Total		0	2	9	11	1	0	10	0	0	0	3	0	14	0
6th	Champaign	0	8	44	52	0	0	0	0	0	0	5	0	5	0
	DeWitt	0	1	0	1	0	0	0	0	1	0	0	0	1	0
	Douglas	0	3	0	3	1	0	0	0	1	0	1	0	3	0
	Macon	28	6	29	63	3	0	21	0	3	8	37	0	64	8
	Moultrie	0	2	5	7	0	0	0	0	0	0	0	1	0	1
	Piatt	0	0	0	0	0	4	0	5	6	5	0	0	6	14
6th Circuit Total		28	20	78	126	4	4	21	5	11	13	43	1	79	23
7th	Greene	0	10	0	10	6	0	0	0	0	0	4	0	10	0
	Jersey	5	11	3	19	2	0	0	0	3	0	7	0	12	0
	Macoupin	0	0	8	8	0	0	0	0	6	0	1	0	7	0
	Morgan	0	1	2	3	0	0	0	0	0	0	1	0	1	0
	Sangamon	0	0	63	63	8	0	6	0	31	0	4	4	49	4
	Scott	0	0	0	0	0	0	0	0	0	0	0	0	0	0
7th Circuit Total		5	22	76	103	16	0	6	0	40	0	17	4	79	4
8th	Adams	0	5	10	15	19	0	0	0	9	0	1	0	29	0
	Brown	0	1	2	3	0	0	0	0	0	0	1	0	1	0
	Calhoun	0	0	0	0	0	0	0	0	0	0	0	0	0	0
	Cass	0	1	1	2	0	0	0	0	0	0	0	0	0	0
	Mason	0	1	0	1	0	0	0	0	0	0	0	0	0	0
	Menard	2	3	1	6	0	0	0	0	0	0	0	0	0	0
	Pike	0	6	2	8	3	0	0	0	0	0	19	1	22	1
	Schuyler	0	2	0	2	1	0	0	0	0	0	1	0	2	0
8th Circuit Total		2	19	16	37	23	0	0	0	9	0	22	1	54	1

1991 Annual Juvenile State Commitment And Detention Report

Total Detention Facilities	Predisposition		Court Disposition		Total		County	Circuit
	Total No. of Juveniles Held	Total No. of Detention Days	Total No. of Juveniles Held	Total No. of Detention Days	Total No. of Juveniles Held	Total No. of Detention Days		
1	20	181	5	150	25	331 Alexander.....	1st
1	15	156	17	659	32	815 Jackson	
1	1	31	0	0	1	31 Johnson	
1	2	105	0	0	2	105 Massac	
1	1	94	0	0	1	94 Pope	
3	9	0	0	0	0	0 Pulaski	
1	15	316	0	0	15	316 Saline	
1	6	147	4	72	10	219 Union	
1	13	167	8	108	21	275 Williamson	
11	82	1,197	34	989	107	2,186 Circuit Total.....	1st
1	4	28	0	0	4	28 Crawford.....	2nd
1	3	127	0	0	3	127 Edwards	
1	9	63	0	0	9	63 Franklin	
1	0	0	1	46	1	46 Gallatin	
0	0	0	0	0	0	0 Hamilton	
0	0	0	0	0	0	0 Hardin	
2	23	59	5	76	28	135 Jefferson	
1	5	38	0	0	5	38 Lawrence	
2	3	19	0	0	3	19 Richland	
1	1	49	0	0	1	49 Wabash	
1	6	48	1	30	7	78 Wayne	
1	3	7	0	0	3	7 White	
12	57	438	7	152	64	590 Circuit Total.....	2nd
0	0	0	0	0	0	0 Bond.....	3rd
1	213	4,287	38	939	251	5,226 Madison	
1	213	4,287	38	939	251	5,226 Circuit Total.....	3rd
3	3	8	7	84	10	92 Christian.....	4th
1	1	5	0	0	0	5 Clay	
1	6	134	0	0	6	134 Clinton	
5	15	80	6	150	21	230 Effingham	
3	5	21	2	60	7	81 Fayette	
1	6	46	3	8	9	54 Jasper	
1	33	306	3	47	36	353 Marion	
4	10	97	2	15	12	112 Montgomery	
1	0	0	1	21	1	21 Shelby	
20	79	697	24	385	102	1,082 Circuit Total.....	4th
0	0	0	0	0	0	0 Clark.....	5th
3	5	19	12	104	16	112 *Coles/	
2	8	95	1	2	9	97 *Cumberland	
9	44	707	3	33	47	740 Edgar	
14	57	821	16	139	72	949 Vermillion	
						 Circuit Total.....	5th
0	0	0	0	0	0	0 Champaign.....	6th
5	10	53	7	100	17	153 DeWitt	
1	4	28	3	17	7	45 Douglas	
1	271	1,929	244	2,432	465	4,361 Macon	
5	2	4	12	122	14	126 Moultrie	
0	0	0	0	0	0	0 Piatt	
12	287	2,014	266	2,671	503	4,685 Circuit Total.....	6th
0	0	0	0	0	0	0 Greene.....	7th
2	8	97	4	8	12	105 Jersey	
6	36	438	5	175	41	613 Macoupin	
1	18	102	2	60	21	162 Morgan	
1	277	3,641	142	433	419	4,074 Sangamon	
0	0	0	0	0	0	0 Scott	
10	339	4,278	153	676	493	4,954 Circuit Total.....	7th
1	84	2,218	17	1,925	101	4,143 Adams.....	8th
1	3	76	0	0	3	76 Brown	
0	0	0	0	0	0	0 Calhoun	
1	9	41	0	0	9	41 Cass	
1	2	25	1	14	3	39 Mason	
1	3	53	0	0	3	53 Menard	
1	3	9	0	0	3	9 Pike	
1	1	24	0	0	1	24 Schuyler	
7	105	2,446	18	1,939	123	4,385 Circuit Total.....	8th

1991 Annual Juvenile State Commitment And Detention Report

Circuit County		I. State Commitments/Admission				II. Placements from Caseload									
						Foster Home		Group Home		Private Institution		With Relative		Total	
		Ordered Admitted DMH/DD	Commit- ted DCFS	Commit- ted DOC	Total	In	Out of State	In	Out of State	In	Out of State	In	Out of State	In	Out of State
						State	State	State	State	State	State	State	State		
9th	Fulton	0	0	0	0	0	0	0	0	3	0	2	0	5	0
	Hancock	0	0	2	2	1	0	0	0	0	0	0	0	1	0
	Henderson	0	0	0	0	0	0	0	0	1	1	1	0	2	1
	Knox	0	0	4	4	0	0	17	0	0	0	0	0	17	0
	McDonough	0	4	0	4	1	0	0	0	7	0	0	2	8	2
	Warren	0	7	2	9	0	0	0	0	1	0	3	0	4	0
9th Circuit Total		0	11	8	19	2	0	17	0	12	1	6	2	37	3
10th	*Marshall/ *Putnam/ *Stark	0	0	0	0	0	0	0	0	0	0	4	0	4	0
	Peoria	0	0	0	0	0	0	0	0	0	0	0	0	0	0
	Tazewell	0	10	12	22	0	0	1	0	24	0	2	0	27	0
10th Circuit Total		0	10	12	22	0	0	1	0	24	0	6	0	31	0
11th	Ford	0	0	1	1	0	0	2	0	0	0	0	0	2	0
	Livingston	0	0	1	1	4	0	0	0	5	0	6	0	15	0
	Logan	0	1	2	3	0	0	0	0	1	0	0	0	1	0
	McLean	0	10	12	22	3	0	4	0	12	0	1	0	20	0
	Woodford	0	1	3	4	1	0	1	0	2	0	0	0	4	0
11th Circuit Total		0	12	19	31	8	0	7	0	20	0	7	0	42	0
12th	Will	0	5	22	27	0	0	0	0	5	0	25	0	30	0
12th Circuit Total		0	5	22	27	0	0	0	0	5	0	25	0	30	0
13th	Bureau	0	0	7	7	0	0	0	0	0	0	0	0	0	0
	Grundy	0	0	1	1	0	0	0	0	1	0	0	0	1	0
	LaSalle	0	1	6	7	0	0	0	0	5	0	0	0	5	0
13th Circuit Total		0	1	14	15	0	0	0	0	6	0	0	0	6	0
14th	Henry	0	3	2	5	1	0	5	0	0	0	3	0	9	0
	Mercer	0	0	0	0	2	0	2	0	0	0	0	0	4	0
	Rock Island	0	1	13	14	11	0	1	0	15	0	0	0	27	0
	Whiteside	0	0	12	12	1	0	1	0	11	0	2	2	15	2
14th Circuit Total		0	4	27	31	15	0	9	0	26	0	5	2	55	2
15th	Carroll	0	11	5	16	0	0	0	0	0	0	0	0	0	0
	Jo Daviess	0	0	0	0	0	0	0	0	0	0	0	0	0	0
	Lee	0	7	4	11	4	0	5	0	16	0	1	0	26	0
	Ogle	0	13	16	29	0	0	28	0	0	0	1	0	29	0
	Stephenson	0	19	8	27	1	0	7	1	7	0	0	0	15	1
15th Circuit Total		0	50	33	83	5	0	40	1	23	0	2	0	70	1
16th	DeKalb	0	0	4	4	2	0	2	0	0	0	0	1	4	1
	Kane	1	0	22	23	2	0	12	0	4	15	0	0	18	15
	Kendall	0	2	2	4	9	0	1	0	0	1	0	0	10	1
16th Circuit Total		1	2	28	31	13	0	15	0	4	16	0	1	32	17
17th	Boone	1	5	4	10	1	0	0	0	3	0	3	0	7	0
	Winnebago	0	0	33	33	47	0	0	0	0	90	17	0	64	90
17th Circuit Total		1	5	37	43	48	0	0	0	3	90	20	0	71	90
18th	DuPage	0	2	27	29	9	0	18	0	3	6	4	0	34	6
18th Circuit Total		0	2	27	29	9	0	18	0	3	6	4	0	34	6
19th	Lake	0	0	27	27	0	0	2	0	25	11	29	12	56	23
	McHenry	0	3	12	15	3	0	1	1	12	5	2	1	18	7
19th Circuit Total		0	3	39	42	3	0	3	1	37	16	31	13	74	30
20th	Monroe	0	1	1	2	0	0	1	0	0	0	0	1	1	1
	Perry	0	0	0	0	1	0	0	0	0	0	0	0	1	0
	Randolph	0	1	2	3	1	0	0	0	0	0	0	0	1	0
	St. Clair	5	35	48	88	12	0	13	0	3	0	7	0	35	0
	Washington	0	0	0	0	0	0	0	0	0	0	0	0	0	0
20th Circuit Total		5	37	51	93	14	0	14	0	3	0	7	1	38	1
21st	Iroquois	3	2	10	15	0	0	0	0	0	0	1	0	1	0
	Kankakee	1	1	13	15	0	0	0	0	0	0	0	0	0	0
21st Circuit Total		4	3	23	30	0	0	0	0	0	0	1	0	1	0
Downstate		50	264	579	893	186	4	181	8	240	146	228	29	835	187
Cook Juvenile		0	7,367	551	7,918	0	0	0	0	0	0	3,221	0	3,221	0
Cook County Total		0	7,367	551	7,918	0	0	0	0	0	0	3,221	0	3,221	0
State Total		50	7,631	1,130	8,811	186	4	181	8	240	146	3,449	29	4,056	187

*These counties report as a District.

1991 Annual Juvenile State Commitment And Detention Report

Total Detention Facilities	Predisposition		Court Disposition		Total		County	Circuit
	Total No. of Juveniles Held	Total No. of Detention Days	Total No. of Juveniles Held	Total No. of Detention Days	Total No. of Juveniles Held	Total No. of Detention Days		
1	18	796	5	181	23	977 Fulton.....	9th
1	5	50	3	46	8	96 Hancock	
1	1	2	0	0	1	2 Henderson	
1	113	493	43	470	156	963 Knox	
2	14	195	4	55	18	250 McDonough	
1	39	375	5	32	44	407 Warren	
7	190	1,911	60	784	250	2,695 Circuit Total.....	9th
							*Marshall/.....	10th
							*Putnam/.....	
1	5	17	5	64	5	81 Stark	
1	495	3,964	176	993	671	4,957 Peoria	
3	121	1,164	0	0	121	1,164 Tazewell	
5	621	5,145	181	1,057	797	6,202 Circuit Total.....	10th
1	2	2	2	42	4	44 Ford.....	11th
4	15	19	18	144	33	235 Livingston	
4	8	85	2	17	10	102 Logan	
5	90	1,563	13	65	103	1,628 McLean	
2	10	160	0	0	10	160 Woodford	
16	125	1,829	35	268	160	2,169 Circuit Total.....	11th
6	446	5,446	50	597	496	6,043 Will.....	12th
6	446	5,446	50	597	496	6,043 Circuit Total.....	12th
1	11	100	11	79	21	179 Bureau.....	13th
1	9	93	2	40	11	133 Grundy	
1	180	1,264	197	2,883	347	4,147 LaSalle	
3	200	1,457	210	3,002	379	4,459 Circuit Total.....	13th
2	20	489	7	66	27	555 Henry.....	14th
1	3	77	0	0	3	77 Mercer	
2	74	694	16	225	90	919 Rock Island	
6	51	537	70	519	121	1,056 Whiteside	
11	148	1,797	93	810	241	2,607 Circuit Total.....	14th
6	9	46	2	25	11	61 Carroll.....	15th
0	0	0	0	0	0	0 Jo Daviess	
7	36	194	12	55	48	249 Lee	
6	35	179	3	60	38	239 Ogle	
5	7	45	9	192	16	237 Stephenson	
24	87	464	26	332	113	786 Circuit Total.....	15th
7	22	330	7	64	29	393 DeKalb.....	16th
1	320	5,578	160	1,346	480	6,924 Kane	
4	18	93	6	149	24	242 Kendall	
12	360	6,001	173	1,559	533	7,559 Circuit Total.....	16th
2	31	232	9	116	40	348 Boone.....	17th
1	0	0	0	0	1,005	12,058 Winnebago	
3	31	232	9	116	1,045	12,406 Circuit Total.....	17th
1	300	6,470	171	2,407	471	8,877 DuPage.....	18th
1	300	6,470	171	2,407	471	8,877 Circuit Total.....	18th
4	359	3,929	132	2,551	491	6,480 Lake.....	19th
5	42	730	15	134	57	861 McHenry	
9	401	4,659	147	2,685	548	7,341 Circuit Total.....	19th
2	2	18	0	0	2	18 Monroe.....	20th
1	8	267	0	0	8	267 Perry	
2	13	247	2	30	15	277 Randolph	
1	499	5,944	249	2,220	748	8,164 St. Clair	
1	3	9	0	0	3	9 Washington	
7	525	6,485	251	2,250	776	8,735 Circuit Total.....	20th
4	14	164	0	0	14	164 Iroquois.....	21st
3	46	561	0	0	46	561 Kankakee	
7	60	725	0	0	60	725 Circuit Total.....	21st
198	4,713	58,799	1,962	23,757	7,584	94,661 Downstate	
1	N/A	N/A	N/A	N/A	N/A	N/A Cook Juvenile	
1	N/A	N/A	N/A	N/A	N/A	N/A Cook County	
199	4,713	58,799	1,962	23,757	7,584	94,661 State Total	

*These counties report as a District.

Adult and Juvenile Probation Statistics

1991 Annual Adult and Juvenile Restitution Report

Circuit County		Restitution Collected on Adult Cases					Restitution Collected on Juvenile Cases					1991 Probation Fees	
		Amount Collected by:				Total Active Cases Ordered to Pay Restitution	Amount Collected by:				Total Active Cases Ordered Restitution	Cases Ordered to Pay	Probation Fees Collected in 1991
		Probation Dept.	Circuit Clerk	State's Attorney	Total Amount Collected		Probation Dept.	Circuit Clerk	State's Attorney	Total Amount Collected			
1st	Alexander	\$0	\$16,388	\$0	\$16,388	31	\$0	\$1,371	\$0	\$1,371	6	11	\$1,928
	Jackson	\$0	\$72,316	\$0	\$72,316	178	\$0	\$62	\$0	\$62	7	99	\$10,586
	Johnson	\$0	\$9,577	\$0	\$9,577	31	\$0	\$1,366	\$0	\$1,366	0	35	\$9,832
	Massac	\$0	\$28,329	\$0	\$28,329	105	\$0	\$3,700	\$0	\$3,700	33	134	\$9,204
	Pope	\$0	\$2,510	\$0	\$2,510	7	\$0	\$0	\$0	\$0	0	15	\$4,816
	Pulaski	\$0	\$14,262	\$0	\$14,262	10	\$0	\$25	\$0	\$25	2	6	\$0
	Saline	\$0	\$48,920	\$0	\$48,920	29	\$0	\$1,025	\$0	\$1,205	5	135	\$22,185
	Union	\$0	\$5,691	\$0	\$5,691	20	\$0	\$69	\$0	\$69	4	77	\$11,396
	Williamson	\$0	\$37,107	\$95,725	\$133,833	142	\$4,920	\$1,266	\$95	\$6,281	17	288	\$13,560
1st Circuit Total		\$0	\$235,099	\$95,725	\$331,824	553	\$4,920	\$8,883	\$95	\$14,078	74	800	\$83,507
2nd	Crawford	\$0	\$8,448	\$0	\$8,448	20	\$0	\$1,550	\$0	\$1,550	6	80	\$5,449
	Edwards	\$0	\$5,816	\$866	\$6,682	20	\$0	\$14	\$0	\$14	4	46	\$2,010
	Franklin	\$0	\$35,726	\$0	\$35,726	70	\$1,191	\$0	\$0	\$1,191	10	283	\$15,959
	Gallatin	\$0	\$4,950	\$0	\$4,950	13	\$0	\$584	\$0	\$584	1	27	\$3,399
	Hamilton	\$0	\$3,944	\$0	\$3,944	12	\$0	\$1,213	\$0	\$1,213	12	25	\$1,320
	Hardin	\$0	\$2,637	\$0	\$2,637	11	\$0	\$558	\$0	\$558	1	20	\$1,401
	Jefferson	\$0	\$45,473	\$0	\$45,473	0	\$1,352	\$797	\$0	\$2,149	15	0	\$17,707
	Lawrence	\$0	\$5,707	\$0	\$5,707	9	\$0	\$0	\$0	\$0	0	15	\$2,600
	Richland	\$0	\$40,201	\$0	\$40,201	20	\$0	\$290	\$0	\$290	3	55	\$4,911
	Wabash	\$0	\$35,896	\$0	\$35,896	22	\$0	\$1,157	\$0	\$1,157	2	51	\$6,170
	Wayne	\$0	\$14,279	\$7,369	\$2,165	41	\$0	\$763	\$0	\$763	8	113	\$10,015
	White	\$290	\$97,500	\$945	\$98,735	27	\$340	\$462	\$0	\$802	4	71	\$8,044
2nd Circuit Total		\$290	\$300,577	\$9,179	\$290,563	265	\$2,883	\$7,389	\$0	\$10,272	66	786	\$78,984
3rd	Bond	\$0	\$24,071	\$0	\$24,071	36	\$0	\$0	\$0	\$0	5	41	\$2,575
	Madison	\$0	\$94,883	\$0	\$94,883	212	\$6,934	\$4,810	\$0	\$11,744	82	315	\$20,014
3rd Circuit Total		\$0	\$118,953	\$0	\$118,953	248	\$6,934	\$4,810	\$0	\$11,744	87	356	\$22,589
4th	Christian	\$0	\$42,352	\$1,610	\$43,962	141	\$0	\$2,630	\$0	\$2,630	13	293	\$31,351
	Clay	\$0	\$24,036	\$0	\$24,036	21	\$0	\$2,369	\$0	\$2,369	8	46	\$16,809
	Clinton	\$0	\$60,437	\$21,521	\$81,958	143	\$0	\$1,575	\$0	\$1,575	23	86	\$22,367
	Effingham	\$0	\$21,521	\$0	\$21,398	59	\$0	\$3,863	\$0	\$3,863	5	201	\$41,671
	Fayette	\$0	\$30,052	\$0	\$30,052	79	\$0	\$4,134	\$0	\$4,134	15	69	\$11,573
	Jasper	\$0	\$8,402	\$0	\$8,402	20	\$0	\$1,273	\$0	\$1,273	8	53	\$6,775
	Marion	\$30,354	\$14,357	\$0	\$44,711	233	\$1,776	\$1,148	\$0	\$2,924	36	499	\$70,096
	Montgomery	\$0	\$24,759	\$0	\$24,759	69	\$0	\$1,178	\$0	\$1,178	9	63	\$17,048
	Shelby	\$0	\$20,130	\$19,326	\$39,456	37	\$0	\$5,619	\$0	\$5,619	11	68	\$15,199
4th Circuit Total		\$30,353	\$246,044	\$42,457	\$318,733	802	\$1,776	\$23,791	\$0	\$25,567	128	1,378	\$232,888
5th	Clark	\$0	\$5,039	\$0	\$5,039	14	\$0	\$303	\$0	\$303	13	11	\$2,640
	*Coles/												
	*Cumberland	\$56,913	\$0	\$0	\$56,913	147	\$3,171	\$0	\$0	\$3,171	37	322	\$63,444
	Edgar	\$0	\$31,098	\$0	\$31,098	63	\$0	\$1,124	\$0	\$1,124	12	91	\$7,448
	Vermilion	\$6,700	\$105,794	\$0	\$112,494	149	\$7,446	\$4,768	\$0	\$12,214	89	176	\$44,358
5th Circuit Total		\$63,613	\$141,930	\$0	\$205,544	373	\$10,617	\$6,196	\$0	\$16,812	151	600	\$117,890

1991 Annual Adult and Juvenile Restitution Report

Circuit County		Restitution Collected on Adult Cases					Restitution Collected on Juvenile Cases					1991 Probation Fees	
		Amount Collected by:				Total Active Cases Ordered to Pay Restitution	Amount Collected by:				Total Active Cases Ordered Restitution		
		Probation Dept.	Circuit Clerk	State's Attorney	Total Amount Collected		Probation Dept.	Circuit Clerk	State's Attorney	Total Amount Collected		Cases Ordered to Pay	Probation Fees Collected in 1991
6th	Champaign	\$0	\$115,288	\$0	\$115,288	302	\$1,973	\$7,912	\$0	\$9,885	80	200	\$22,790
	DeWitt	\$0	\$23,239	\$0	\$23,239	31	\$0	\$2,918	\$0	\$2,918	9	48	\$3,174
	Douglas	\$0	\$10,435	\$0	\$10,435	35	\$0	\$650	\$0	\$650	11	103	\$11,086
	Macon	\$0	\$128,023	\$0	\$128,023	152	\$0	\$8,884	\$0	\$8,884	79	268	\$43,618
	Moultrie	\$0	\$6,744	\$0	\$6,744	21	\$0	\$2,119	\$0	\$2,119	6	29	\$7,054
	Platt	\$0	\$25,166	\$0	\$25,166	0	\$0	\$307	\$0	\$307	0	37	\$5,937
6th Circuit Total		\$0	\$308,896	\$0	\$308,896	541	\$1,973	\$22,791	\$0	\$24,764	185	685	\$93,659
7th	Greene	\$0	\$2,136	\$0	\$2,136	32	\$0	\$0	\$0	\$0	0	3	\$0
	Jersey	\$0	\$34,479	\$0	\$34,479	26	\$0	\$1,504	\$0	\$1,504	7	41	\$4,039
	Macoupin	\$0	\$38,271	\$0	\$38,271	55	\$0	\$3,104	\$0	\$3,104	18	35	\$10,029
	Morgan	\$0	\$45,612	\$0	\$45,612	70	\$0	\$6,272	\$0	\$6,272	15	102	\$11,250
	Sangamon	\$0	\$199,688	\$0	\$199,688	144	\$15,175	\$0	\$0	\$15,175	127	N/A	N/A
	Scott	\$0	\$7,274	\$0	\$7,274	2	\$0	\$0	\$0	\$0	0	0	\$0
7th Circuit Total		\$0	\$327,460	\$0	\$327,460	329	\$15,175	\$10,880	\$0	\$26,055	167	181	\$25,318
8th	Adams	\$0	\$0	\$0	\$0	108	\$0	\$0	\$0	\$0	26	217	\$40,368
	Brown	\$0	\$6,604	\$0	\$6,604	21	\$0	\$1,061	\$0	\$1,061	4	4	\$415
	Calhoun	\$0	\$8,331	\$0	\$9,331	32	\$0	\$0	\$0	\$0	3	45	\$1,390
	Cass	\$0	\$10,496	\$0	\$10,496	22	\$0	\$5,141	\$0	\$5,141	10	6	\$1,080
	Mason	N/A	\$17,844	\$3,600	\$21,444	57	N/A	\$1,124	\$500	\$1,624	8	32	\$3,236
	Menard	\$0	\$5,416	\$0	\$5,416	19	\$0	\$4,169	\$0	\$4,169	7	49	\$1,557
	Pike	\$17,211	\$0	\$0	\$17,211	42	\$565	\$0	\$0	\$565	6	42	\$6,887
	Schuyler	\$0	\$4,876	\$0	\$4,876	19	\$0	\$0	\$0	\$0	1	5	\$675
8th Circuit Total		\$17,211	\$53,567	\$3,600	\$75,379	320	\$565	\$11,495	\$500	\$12,560	65	400	\$55,608
9th	Fulton	\$0	\$23,210	\$0	\$23,210	166	\$6,201	\$0	\$0	\$6,201	41	88	\$9,563
	Hancock	\$0	\$18,304	\$0	\$18,304	26	\$2,104	\$0	\$305	\$2,409	9	17	\$3,985
	Henderson	\$0	\$2,466	\$1,615	\$4,082	2	\$0	\$300	\$0	\$300	0	6	\$635
	Knox	\$0	\$48,526	\$0	\$48,526	130	\$8,309	\$0	\$0	\$8,309	38	94	\$15,934
	McDonough	\$0	\$42,323	\$76,533	\$118,856	35	\$2,583	\$0	\$0	\$2,583	15	38	\$5,975
	Warren	\$0	\$20,918	\$17,464	\$38,382	72	\$0	\$0	\$0	\$0	0	6	\$1,015
9th Circuit Total		\$0	\$155,748	\$95,613	\$251,360	431	\$19,197	\$300	\$305	\$19,802	103	249	\$37,107
10th	*Marshall/ *Putnam/ *Stark	\$0	\$12,460	\$0	\$13,357	72	\$0	\$1,977	\$0	\$1,977	20	4	\$1,050
	Peoria	\$0	\$125,382	\$0	\$125,382	N/A	N/A	N/A	N/A	N/A	N/A	N/A	\$19,587
	Tazewell	\$73,395	\$0	\$0	\$73,395	271	\$7,322	\$0	\$0	\$7,322	29	367	\$18,661
10th Circuit Total		\$73,395	\$137,842	\$0	\$212,134	343	\$7,322	\$1,977	\$0	\$9,299	49	371	\$39,298
11th	Ford	\$0	\$13,477	\$0	\$13,477	91	\$0	\$2,375	\$0	\$2,375	9	116	\$13,170
	Livingston	\$38,262	\$2,962	\$0	\$41,224	196	\$14,349	\$263	\$0	\$14,611	35	103	\$10,949
	Logan	\$29,304	N/A	\$17,248	\$46,552	197	\$1,847	N/A	\$0	\$1,847	18	181	\$10,755
	McLean	\$170,499	\$0	\$0	\$170,499	614	\$8,315	\$0	\$0	\$8,315	46	691	\$91,237
	Woodford	\$38,247	\$0	\$0	\$38,247	23	\$3,655	\$0	\$0	\$3,655	10	N/A	\$12,329
11th Circuit Total		\$276,312	\$16,439	\$17,248	\$309,998	1,121	\$28,166	\$2,637	\$0	\$30,803	118	1,091	\$138,439

1991 Annual Adult and Juvenile Restitution Report

Circuit County		Restitution Collected on Adult Cases					Restitution Collected on Juvenile Cases					1991 Probation Fees	
		Amount Collected by:				Total Active Cases Ordered to Pay Restitution	Amount Collected by:				Total Active Cases Ordered Restitution		
		Probation Dept.	Circuit Clerk	State's Attorney	Total Amount Collected		Probation Dept.	Circuit Clerk	State's Attorney	Total Amount Collected		Cases Ordered to Pay	Probation Fees Collected in 1991
12th	Will	\$0	\$73,005	\$0	\$73,005	59	\$9,457	\$8,406	\$0	\$17,862	123	22	\$8,876
12th	Circuit Total	\$0	\$73,005	\$0	\$73,005	59	\$9,457	\$8,406	\$0	\$17,862	123	22	\$8,876
13th	Bureau	\$0	\$0	\$11,699	\$11,699	43	\$0	\$0	\$5,675	\$5,675	20	75	\$9,994
	Grundy	\$0	\$0	\$40,198	\$40,198	33	\$0	\$0	\$4,328	\$4,328	10	90	\$6,349
	LaSalle	\$0	\$0	\$136,307	\$136,307	147	\$0	\$0	\$3,720	\$3,720	43	32	\$9,367
13th	Circuit Total	\$0	\$0	\$222,700	\$954,212	223	\$0	\$0	\$13,723	\$13,723	73	197	\$25,710
14th	Henry	\$9,270	\$0	\$62,032	\$71,302	71	\$5,248	\$0	\$0	\$5,248	33	154	\$23,655
	Mercer	\$1,243	\$0	\$31,979	\$33,222	22	\$0	\$0	\$1,098	\$1,098	3	28	\$6,339
	Rock Island	\$0	\$124,517	\$0	\$124,517	523	\$0	\$6,267	\$0	\$6,267	33	531	\$36,476
	Whiteside	\$68,925	\$0	\$4,740	\$73,665	331	\$3,451	\$0	\$0	\$3,451	99	300	\$36,482
14th	Circuit Total	\$79,438	\$124,517	\$4,740	\$198,183	854	\$3,451	\$6,267	\$154,867	\$9,718	132	831	\$72,957
15th	Carroll	\$9,462	\$0	\$0	\$9,462	44	\$2,113	\$0	\$0	\$2,113	4	27	\$4,991
	Jo Daviess	\$19,422	\$0	\$0	\$19,422	42	\$1,845	\$0	\$0	\$1,845	5	5	\$2,145
	Lee	\$49,118	N/A	N/A	\$49,118	N/A	\$6,780	N/A	N/A	\$6,780	N/A	N/A	\$17,124
	Ogle	\$0	\$50,164	\$55,692	\$105,857	144	\$0	\$3,341	\$0	\$3,341	10	177	\$10,505
	Stephenson	\$33,784	\$3,999	\$0	\$37,783	214	\$4,225	\$0	\$0	\$4,225	32	0	\$0
15th	Circuit Total	\$111,786	\$54,164	\$55,692	\$221,642	444	\$14,964	\$3,341	\$0	\$18,305	51	209	\$34,765
16th	DeKalb	\$141,000	\$0	\$0	\$141,000	175	\$9,933	\$0	\$0	\$9,933	38	50	\$5,329
	Kane	\$240,777	\$94,585	\$0	\$335,363	299	\$26,058	N/A	N/A	\$26,058	114	724	\$74,113
	Kendall	N/A	\$55,616	N/A	\$55,616	45	\$684	\$1,594	N/A	\$2,277	18	165	\$8,795
16th	Circuit Total	\$381,777	\$150,202	\$0	\$531,979	519	\$36,675	\$1,594	\$0	\$38,269	170	939	\$88,237
17th	Boone	\$0	\$22,480	\$0	\$22,480	42	\$0	\$3,142	\$0	\$3,142	21	47	\$9,643
	Winnebago	\$193,253	\$0	\$0	\$193,253	0	\$16,124	\$0	\$0	\$16,124	72	432	\$0
17th	Circuit Total	\$193,253	\$22,480	\$0	\$215,734	42	\$16,124	\$3,142	\$0	\$19,266	93	479	\$9,643
18th	DuPage	\$641,950	N/A	N/A	\$641,950	0	\$47,557	N/A	N/A	\$47,557	0	0	\$375,760
18th	Circuit Total	\$641,950	N/A	N/A	\$641,950	0	\$47,557	N/A	N/A	\$47,557	0	0	\$375,760
19th	Lake	\$0	\$619,325	\$0	\$619,325	946	\$0	\$63,611	\$0	\$63,611	222	1,060	\$248,235
	McHenry	\$0	\$180,042	\$0	\$180,042	180	\$23,381	\$0	\$0	\$23,381	152	274	\$65,573
19th	Circuit Total	\$0	\$799,367	\$0	\$799,367	1,126	\$23,381	\$63,611	\$0	\$86,992	374	1,334	\$313,808
20th	Monroe	\$0	\$10,885	\$0	\$10,885	9	\$0	\$1,509	\$0	\$1,509	6	13	\$1,695
	Perry	\$0	\$8,083	\$0	\$8,083	60	\$0	\$554	\$0	\$554	7	26	\$2,675
	Randolph	\$0	\$31,364	\$0	\$31,364	28	\$0	\$5,319	\$0	\$5,319	12	10	\$570
	St. Clair	\$44,574	\$8,222	\$0	\$52,796	240	\$7,502	\$0	\$0	\$7,502	60	527	\$1,060
	Washington	\$0	\$23,092	\$0	\$23,092	14	\$0	\$0	\$0	\$0	0	14	\$1,342
20th	Circuit Total	\$44,574	\$81,646	\$0	\$126,220	351	\$7,502	\$7,383	\$0	\$14,885	85	590	\$7,342
21st	Iroquois	\$0	\$31,218	\$18,657	\$49,874	54	\$0	\$2,323	\$0	\$2,323	20	40	\$14,272
	Kankakee	\$0	\$88,580	\$0	\$88,580	43	\$0	\$1,120	\$0	\$1,120	9	55	\$19,497
21st	Circuit Total	\$0	\$119,798	\$18,657	\$138,455	97	\$0	\$3,443	\$0	\$3,443	29	95	\$33,769
Downstate	Total	\$1,913,954	\$3,461,505	\$595,369	\$6,314,171	9,052	\$261,263	\$197,346	\$92,606	\$473,961	2,331	11,682	\$1,900,831
Cook	Adult	\$2,062,683	\$0	\$0	\$2,062,683	2,160	\$0	\$0	\$0	\$0	0	1,546	\$166,353
Cook	Social Service	\$478,539	\$0	\$0	\$478,539	2,075	\$0	\$0	\$0	\$0	0	0	\$0
Cook	Juvenile	\$0	\$0	\$0	\$0	0	\$0	\$134,362	\$0	\$134,362	524	0	\$0
Cook	County Total	\$2,541,222	\$0	\$0	\$2,541,222	4,235	\$0	\$134,362	\$0	\$134,362	524	1,546	\$166,353
State	Total	\$4,455,177	\$3,461,505	\$595,369	\$8,855,393	13,287	\$261,263	\$331,708	\$92,606	\$608,323	2,855	13,228	\$2,067,184

*These counties report as a District.

1991 Annual Adult and Juvenile Public/Community Service Report

		Number Ordered to Perform Public/Community Service						Number of Hours to Public/Community Service Ordered During the Year						
		Adult Felony	Adult Misd.	DUI	Other Traffic	Juvenile	Total	Adult Felony	Adult Misd.	DUI	Other Traffic	Juvenile	Total	
Circuit	County													
1st	Alexander	47	8	1	1	15	72	4,320	525	320	50	1,200	6,415	
	Jackson	255	120	163	98	40	676	6,400	3,220	7,525	8,850	2,086	28,081	
	Johnson	2	10	1	5	5	23	300	372	240	397	70	1,379	
	Massac	18	17	6	18	11	70	2,515	2,025	578	1,435	1,510	8,063	
	Pope	1	1	0	0	0	2	200	10	0	0	0	210	
	Pulaski	4	0	0	0	0	4	125	0	0	0	0	125	
	Saline	114	22	59	71	3	269	11,211	1,338	5,936	3,996	156	22,637	
	Union	20	44	15	12	5	96	435	620	200	556	40	1,851	
1st Circuit Total	Williamson	32	54	52	51	0	189	4,260	2,377	7,344	5,996	0	19,977	
		493	276	297	256	79	1,401	29,766	10,487	22,143	21,280	5,062	88,738	
	2nd	Crawford	1	3	1	0	1	6	240	596	240	0	200	1,276
		Edwards	6	12	1	3	10	32	710	417	240	96	569	2,032
		Franklin	19	21	59	77	7	183	2,360	603	9,081	7,396	320	1,976
		Gallatin	1	4	1	0	4	10	250	554	80	0	272	1,156
		Hamilton	2	1	0	2	4	9	700	100	0	280	320	1,400
		Hardin	3	5	0	0	0	8	420	380	0	0	0	800
Jefferson		10	14	11	22	2	59	2,000	861	1,270	3,079	140	7,350	
Lawrence		3	0	0	0	2	5	440	0	0	0	240	680	
Richland		6	17	5	15	11	54	700	879	560	1,583	604	4,326	
Wabash		4	14	3	0	8	29	370	710	350	0	260	1,690	
Wayne		17	21	3	8	5	54	1,719	1,454	450	1,118	466	5,207	
White		1	3	2	4	0	10	500	160	120	960	0	1,740	
2nd Circuit Total	73	115	86	131	54	459	10,409	6,714	12,391	14,512	3,391	29,633		
3rd	Bond	0	0	1	1	0	2	0	0	40	240	0	280	
	Madison	164	277	92	300	21	854	23,599	12,378	6,778	19,202	1,055	63,012	
3rd Circuit Total		164	277	93	301	21	856	23,599	12,378	6,818	19,442	1,055	63,292	
4th	Christian	12	12	3	11	5	43	2,262	1,469	445	2,070	210	6,456	
	Clay	4	2	6	4	8	25	760	180	1,064	605	522	3,131	
	Clinton	9	28	4	10	52	103	612	540	200	1,878	1,265	4,495	
	Effingham	23	33	19	18	56	149	2,860	1,970	2,268	2,844	2,614	12,556	
	Fayette	4	5	1	0	6	16	520	540	240	0	300	1,600	
	Jasper	7	12	3	1	18	41	1,390	1,061	524	200	1,676	4,851	
	Marion	42	61	79	56	59	297	7,960	4,797	8,215	6,275	3,456	30,703	
	Montgomery	18	48	6	20	12	104	4,253	3,159	625	2,451	1,884	12,372	
	Shelby	14	36	5	6	20	81	2,900	1,503	320	250	665	5,638	
4th Circuit Total		133	237	126	126	236	859	23,517	15,219	13,901	16,573	12,592	81,802	
5th	Clark	6	15	1	5	17	44	381	540	144	146	483	1,694	
	*Coles/ *Cumberland	151	139	93	78	67	528	19,216	8,109	6,807	6,167	2,108	42,407	
	Edgar	13	17	10	0	17	57	1,035	982	755	0	350	3,122	
	Vermilion	91	100	101	582	100	974	14,734	6,771	22,466	65,795	5,029	114,795	
	5th Circuit Total	261	271	205	665	201	1,603	35,366	16,402	30,172	72,108	7,970	162,018	
6th	Champaign	161	566	411	302	205	1,645	18,180	37,715	69,202	23,406	5,956	154,459	
	DeWitt	0	0	0	1	0	1	0	0	0	240	0	240	
	Douglas	10	27	13	0	16	66	1,178	1,204	603	0	685	4,270	
	Macon	12	6	7	6	136	167	1,830	400	600	825	10,219	13,874	
	Moultrie	7	7	16	5	21	56	590	215	686	161	448	2,100	
	Piatt	4	13	1	0	6	24	0	0	0	0	0	0	
6th Circuit Total		194	619	448	314	384	1,959	21,778	39,534	71,091	24,632	17,308	174,943	
7th	Greene	3	10	9	20	0	42	120	240	108	1,336	0	1,804	
	Jersey	12	38	14	49	13	126	783	1,962	478	1,186	146	4,555	
	Macoupin	4	8	11	5	15	43	380	276	1,110	300	621	2,687	
	Morgan	2	12	7	3	18	43	120	720	832	760	2,810	5,242	
	Sangamon	77	79	66	43	N/A	265	9,620	8,422	7,050	3,846	N/A	28,938	
	Scott	0	1	0	0	0	1	0	100	0	0	0	100	
7th Circuit Total		98	148	107	120	46	520	11,023	11,720	9,578	7,428	3,577	43,326	
8th	Adams	35	36	8	7	9	95	2,060	1,504	1,047	1,101	330	6,042	
	Brown	0	1	0	1	3	5	0	40	0	240	80	360	
	Calhoun	3	6	1	0	5	15	240	580	100	0	105	1,025	
	Cass	4	25	2	2	19	52	190	1,621	194	75	459	2,539	
	Mason	13	9	0	5	9	36	1,300	345	0	596	595	2,836	
	Menard	7	7	0	1	9	24	330	215	0	40	200	785	
	Pike	4	5	0	1	6	16	310	125	0	10	135	580	
	Schuyler	0	18	0	4	10	32	0	860	0	225	410	1,495	
8th Circuit Total		66	107	11	21	70	275	4,430	5,290	1,341	2,287	2,314	15,662	

1991 Annual Adult and Juvenile Public/Community Service Report

Number of Hours of Public/Community Service Completed						Total Number of Hours Converted, Dismissed or Dropped						County	Circuit
Adult Felony	Adult Misd.	DUI	Other Traffic	Juvenile	Total	Adult Felony	Adult Misd.	DUI	Other Traffic	Juvenile	Total		
3,357	502	368	1,169	504	5,900	987	0	0	0	0	987 Alexander.....	1st
5,929	2,900	7,287	8,007	1,027	25,150	471	320	238	843	175	2,047 Jackson	
250	351	0	164	90	855	0	56	0	359	0	415 Johnson	
1,032	904	261	702	678	3,577	240	240	0	0	0	480 Massac	
300	6	0	0	0	306	0	0	0	0	0	0 Pope	
125	0	0	0	0	125	0	0	0	0	0	0 Pulaski	
6,951	927	4,562	2,667	100	15,207	4,260	410	1,374	1,329	56	7,429 Saline	
0	170	80	220	0	470	435	450	120	336	40	1,381 Union	
4,740	895	4,409	3,269	0	13,313	0	240	0	290	0	530 Williamson	
22,684	6,655	16,967	16,198	2,399	64,903	6,393	1,716	1,732	3,157	271	13,269	... Circuit Total.....	1st
0	286	20	0	200	506	0	0	0	0	0	0 Crawford.....	2nd
497	224	240	50	820	1,831	280	87	0	0	0	367 Edwards	
475	370	7,231	4,620	205	12,901	0	0	0	875	15	890 Franklin	
250	354	80	0	211	895	0	0	0	0	0	0 Gallatin	
400	0	0	280	0	680	300	0	0	0	0	300 Hamilton	
302	232	0	0	0	534	0	0	0	0	0	0 Hardin	
224	347	280	989	100	1,940	18	68	0	240	0	326 Jefferson	
352	0	0	0	94	446	0	0	0	0	0	0 Lawrence	
1,160	329	175	935	960	3,559	630	320	160	100	0	1,210 Richland	
126	363	180	0	292	961	0	13	0	0	0	13 Wabash	
1,233	896	202	849	625	3,805	160	184	0	78	0	422 Wayne	
0	60	104	240	0	404	0	100	0	0	0	100 White	
5,019	3,461	8,512	7,963	3,507	28,462	1,388	772	160	1,293	15	3,628	... Circuit Total.....	2nd
0	0	40	240	0	280	0	0	0	0	0	0 Bond.....	3rd
10,614	7,805	4,219	11,607	1,031	35,276	0	0	0	0	0	15,757 Madison	
10,614	7,805	4,259	11,847	1,031	35,556	0	0	0	0	0	15,757	... Circuit Total.....	3rd
1,246	940	180	980	100	3,446	0	128	0	790	0	918 Christian.....	4th
1,309	188	981	25	543	3,046	164	340	0	0	306	810 Clay	
715	165	100	542	620	2,142	0	140	0	0	285	425 Clinton	
2,924	1,676	969	987	3,235	9,791	1,501	724	451	1,437	648	4,761 Effingham	
54	115	0	0	206	375	200	0	0	0	40	240 Fayette	
1,589	855	314	0	1,350	4,108	0	168	45	0	75	288 Jasper	
3,967	2,494	8,614	4,590	1,582	21,247	3,094	1,511	2,879	3,940	949	12,373 Marion	
3,833	1,854	709	1,856	966	9,218	3,176	1,008	0	480	650	5,314	... Montgomery	
2,348	801	200	580	1,063	4,992	311	65	0	0	14	390 Shelby	
17,985	9,088	12,067	9,560	9,665	58,365	8,446	4,084	3,375	6,647	2,967	25,519	... Circuit Total.....	4th
742	387	196	289	198	18,212	0	0	0	0	0	0 Clark.....	5th
7,185	6,157	5,011	3,991	1,754	24,098	N/A	N/A	N/A	N/A	N/A	N/A *Coles/	
420	320	680	0	175	1,595	75	65	185	0	0	325	... *Cumberland	
12,344	5,404	19,891	58,186	4,810	100,635	2,390	1,367	2,575	7,609	219	14,160 Edgar	
20,691	12,268	25,778	62,466	6,937	144,540	2,465	1,432	2,760	7,609	219	14,485 Vermillion	
11,881	21,033	66,011	15,303	8,131	122,359	0	0	0	0	0	0	... Champaign.....	6th
0	0	0	32	0	32	0	0	0	0	0	0 DeWitt	
824	985	530	0	390	2,729	0	0	0	0	0	0 Douglas	
300	20	230	480	6,779	7,809	310	50	0	0	1,757	2,117 Macon	
980	725	1,105	390	417	3,617	0	0	0	0	0	0 Moultrie	
300	710	40	0	415	1,465	50	120	0	0	79	249 Piatt	
14,285	23,473	67,916	16,205	16,132	138,011	360	170	0	0	1,836	2,366	... Circuit Total.....	6th
87	216	93	966	0	1,362	0	0	0	0	0	0 Greene.....	7th
699	1,211	364	820	134	3,228	104	223	114	366	12	819 Jersey	
380	172	1,140	97	517	2,306	155	0	296	13	120	584 Macoupin	
407	472	343	621	1,507	3,350	0	0	0	0	0	0 Morgan	
2,495	6,573	4,849	1,100	N/A	15,017	1,587	4,603	1,408	214	N/A	7,812 Sangamon	
0	81	0	0	0	81	0	0	0	0	0	0 Scott	
4,068	8,725	6,789	3,604	2,158	25,344	1,846	4,826	1,818	593	132	9,215	... Circuit Total.....	7th
1,455	894	776	776	84	3,985	455	126	0	0	70	651 Adams.....	8th
0	15	0	240	59	314	0	0	0	0	0	0 Brown	
240	480	100	0	85	905	0	100	0	0	0	100 Calhoun	
190	939	94	66	318	1,607	0	582	100	9	141	832 Cass	
660	320	0	186	320	1,486	50	75	0	210	0	335 Mason	
190	155	0	140	221	706	0	70	0	0	25	95 Menard	
200	10	0	0	75	285	0	0	0	0	0	0 Pike	
0	425	0	45	160	630	0	0	0	0	0	0 Schuyler	
2,935	3,238	970	1,453	1,322	9,918	505	953	100	219	236	2,013	... Circuit Total.....	8th

1991 Annual Adult and Juvenile Public/Community Service Report

		Number Ordered to Perform Public/Community Service						Number of Hours to Public/Community Service Ordered During the Year					
		Adult Felony	Adult Misd.	DUI	Other Traffic	Juvenile	Total	Adult Felony	Adult Misd.	DUI	Other Traffic	Juvenile	Total
Circuit	County												
9th	Fulton	11	47	6	5	0	69	1,375	2,994	419	651	0	5,439
	Hancock	2	1	1	2	0	6	150	150	83	350	0	733
	Henderson	0	6	1	4	4	15	0	239	30	416	48	733
	Knox	5	109	22	35	0	171	632	3,330	2,433	2,318	0	8,713
	McDonough	4	5	6	6	0	21	400	464	635	680	0	2,179
	Warren	0	0	0	0	28	28	0	0	0	0	2,420	2,420
9th Circuit Total		22	168	36	52	32	310	2,557	7,177	3,600	4,415	2,468	20,217
10th	*Marshall/ *Putnam/ *Stark	0	42	11	0	44	97	0	1,600	2,810	0	2,960	7,370
	Peoria	239	877	21	248	14	1,399	26,795	69,576	1,554	12,684	845	111,454
	Tazewell	84	59	35	29	56	263	18,075	4,515	4,006	5,398	1,780	33,774
10th Circuit Total		323	978	67	277	114	1,759	44,870	75,691	8,370	18,082	5,585	152,598
11th	Ford	3	7	3	4	6	23	300	618	490	467	540	2,415
	Livingston	8	30	2	10	44	94	685	1,415	60	975	1,105	4,240
	Logan	4	24	13	4	36	81	365	2,755	1,617	596	2,569	7,902
	McLean	100	76	54	35	32	291	14,765	7,355	4,907	6,004	986	34,017
	Woodford	4	8	8	14	30	64	386	528	416	1,409	950	3,689
11th Circuit Total		119	145	80	67	148	553	16,501	12,671	7,490	9,451	6,150	52,263
12th	Will	62	0	0	0	358	420	20,043	0	0	0	10,296	30,339
12th Circuit Total		62	0	0	0	358	420	20,043	0	0	0	10,296	30,339
13th	Bureau	1	10	1	0	13	25	120	430	120	0	160	830
	Grundy	2	0	1	2	10	15	350	0	1,200	320	267	2,137
	LaSalle	6	18	11	10	9	54	434	944	428	720	245	2,771
13th Circuit Total		9	28	13	12	32	94	904	1,374	1,748	1,040	672	5,738
14th	Henry	10	9	8	0	40	67	2,290	855	640	0	2,536	6,321
	Mercer	6	7	12	18	10	53	648	489	1,422	1,865	343	4,767
	Rock Island	75	173	62	266	470	1,046	8,438	7,460	6,154	22,691	14,785	59,528
	Whiteside	44	143	64	83	56	390	8,938	8,695	7,350	6,756	5,782	37,521
14th Circuit Total		135	332	146	367	576	1,556	20,314	17,499	15,566	31,312	23,446	108,137
15th	Carroll	2	16	5	1	26	50	470	518	495	30	1,065	2,578
	Jo Daviess	4	1	0	0	31	36	500	10	0	0	601	1,111
	Lee	25	94	31	24	67	241	2,210	2,352	3,099	1,260	1,352	10,273
	Ogle	39	137	52	104	26	358	3,685	3,299	3,829	5,167	821	16,801
	Stephenson	48	151	34	127	56	416	3,886	5,882	3,353	3,842	1,931	18,894
15th Circuit Total		118	399	122	256	206	1,101	10,751	12,061	10,776	10,299	5,770	49,657
16th	DeKalb	14	225	164	55	58	516	1,822	7,069	5,205	3,073	3,273	20,442
	Kane	158	1,085	207	889	169	2,508	17,569	43,776	21,854	89,929	3,800	176,928
	Kendall	3	20	14	13	10	60	650	934	968	1,535	830	4,917
16th Circuit Total		175	1,330	385	957	237	3,084	20,041	51,779	28,027	94,537	7,903	202,287
17th	Boone	5	17	17	18	28	85	410	721	1,514	1,814	929	5,388
	Winnebago	217	460	128	409	372	1,586	25,488	28,464	8,817	35,893	14,419	113,081
17th Circuit Total		222	477	145	427	400	1,671	25,898	29,185	10,331	37,707	15,348	118,469
18th	DuPage	234	346	383	373	90	1,426	21,205	21,585	34,200	60,891	5,891	143,772
18th Circuit Total		234	346	383	373	90	1,426	21,205	21,585	34,200	60,891	5,891	143,772
19th	Lake	751	1,119	344	421	78	2,713	96,662	51,242	28,139	43,179	3,090	222,312
	McHenry	109	239	48	86	153	635	12,324	15,255	6,263	13,232	4,686	52,030
19th Circuit Total		860	1,358	392	507	231	3,348	108,986	66,497	34,402	56,411	7,776	274,342
20th	Monroe	0	0	0	1	0	1	0	0	0	240	0	240
	Perry	3	1	10	2	7	23	604	20	546	160	680	2,010
	Randolph	0	2	0	0	7	9	0	160	0	0	456	616
	St. Clair	163	15	24	59	41	302	34,535	1,532	4,070	9,890	2,259	52,286
	Washington	1	3	0	0	6	10	80	186	0	0	177	443
20th Circuit Total		167	21	34	62	61	345	35,219	1,898	4,616	10,290	3,572	55,595
21st	Iroquois	22	66	7	13	42	150	1,620	1,554	1,013	1,600	1,241	7,028
	Kankakee	37	29	11	36	15	128	4,017	1,045	1,253	3,854	384	10,553
21st Circuit Total		59	95	18	49	57	278	5,637	2,599	2,266	5,454	1,625	17,581
Downstate		3,987	7,727	3,194	5,340	3,633	23,877	492,814	417,760	328,827	518,151	149,771	1,890,409
Cook Adult		1,410	157	15	29	0	1,611	194,829	18,505	1,430	5,108	0	219,872
Cook Social Service		15	2,050	2,084	3,976	0	7,125	2,600	178,188	218,500	901,839	0	1,301,127
Cook Juvenile		0	0	0	0	360	360	0	0	0	0	16,951	16,951
Cook County Total		1,425	2,207	2,099	4,005	360	9,096	197,429	196,693	219,930	906,947	16,951	1,537,950
State Total		5,412	9,934	5,293	9,345	3,993	32,973	690,243	614,453	548,757	1,425,098	166,722	3,428,359

*These counties report as a District.

1991 Annual Adult and Juvenile Public/Community Service Report

Number of Hours of Public/Community Service Completed						Total Number of Hours Converted, Dismissed or Dropped						County	Circuit
Adult Felony	Adult Misd.	DUI	Other Traffic	Juvenile	Total	Adult Felony	Adult Misd.	DUI	Other Traffic	Juvenile	Total		
760	1,340	100	615	0	2,815	240	80	0	46	0	366 Fulton.....	9th
205	242	83	100	0	630	0	0	0	0	0	0 Hancock	
0	194	48	84	53	379	0	0	0	0	0	0 Henderson	
935	2,130	1,689	1,217	75	6,046	0	1,039	100	112	0	1,251 Knox	
1,070	824	100	657	0	2,651	0	0	0	0	0	0 McDonough	
0	0	0	0	1,355	1,355	0	0	0	0	100	100 Warren	
2,970	4,730	2,020	2,673	1,483	13,876	240	1,119	100	158	100	1,717	... Circuit Total.....	9th
0	1,427	2,627	0	2,900	6,954	0	173	173	0	60	406	*Marshall/.....	10th
12,944	26,378	951	8,207	848	49,328	N/A	N/A	N/A	N/A	N/A	N/A	*Putnam/.....	
6,039	276	1,695	1,770	1,496	11,276	757	188	350	480	197	1,972 Stark	
18,983	28,081	5,273	9,977	5,244	67,558	757	361	523	480	257	2,378 Peoria	
											 Tazewell	10th
50	95	250	167	58	620	0	0	240	0	0	240 Ford.....	11th
9	28	4	14	43	98	664	1,218	480	190	836	3,388 Livingston	
121	834	591	159	1,248	2,953	100	759	775	300	239	2,173 Logan	
7,459	1,690	2,873	1,953	1,024	14,999	0	0	234	0	0	234 McLean	
290	243	1,508	303	396	2,470	N/A	N/A	N/A	N/A	N/A	N/A Woodford	
7,929	2,890	5,226	2,596	2,769	21,140	764	1,977	1,729	490	1,075	6,035	... Circuit Total.....	11th
1,842	0	0	0	5,540	7,382	0	0	0	0	380	380 Will.....	12th
1,842	0	0	0	5,540	7,382	0	0	0	0	380	380	... Circuit Total.....	12th
20	307	0	50	85	462	0	40	0	0	0	40 Bureau.....	13th
191	0	0	180	209	580	0	0	0	0	10	10 Grundy	
494	506	325	159	20	1,504	0	246	24	197	0	467 LaSalle	
705	813	325	389	314	2,546	0	286	24	197	10	517	... Circuit Total.....	13th
460	585	280	0	1,471	2,796	0	0	0	0	36	36 Henry.....	14th
1,234	874	1,209	1,678	311	530	0	0	150	30	1	181 Mercer	
6,969	6,047	5,458	14,436	11,208	44,118	706	566	848	4,040	520	6,680 Rock Island	
3,120	6,981	5,908	4,847	2,948	23,804	861	1,640	1,368	1,030	536	5,435 Whiteside	
11,783	14,487	12,855	20,961	15,938	71,248	1,567	2,206	2,366	5,100	1,093	12,332	... Circuit Total.....	14th
40	356	242	67	495	1,200	0	16	40	0	24	80 Carroll.....	15th
200	10	0	0	461	671	0	0	0	0	0	0 Jo Daviess	
993	1,922	1,633	351	950	5,859	75	374	887	145	37	1,518 Lee	
3,108	3,028	3,812	5,178	620	15,746	1,218	532	394	968	204	3,316 Ogle	
2,105	4,940	2,462	3,794	992	14,293	200	1,018	280	459	192	2,149 Stephenson	
6,446	10,256	8,149	9,390	3,518	37,769	1,493	1,940	1,601	1,572	457	7,063	... Circuit Total.....	15th
496	3,816	4,021	1,377	1,199	10,909	0	327	130	114	204	775 DeKalb.....	16th
10,271	25,719	12,968	39,951	2,248	91,157	5,062	4,731	1,720	11,524	518	23,555 Kane	
590	866	544	461	107	2,568	0	8	0	707	63	778 Kendall	
11,357	30,401	17,533	41,789	3,554	104,634	5,062	5,066	1,850	12,345	785	25,108	... Circuit Total.....	16th
313	529	914	928	914	3,598	284	408	940	430	18	2,080 Boone.....	17th
8,592	18,140	5,251	15,753	11,956	59,692	5,558	11,115	2,243	9,452	1,929	30,297 Winnebago	
8,905	18,669	6,165	16,681	12,870	63,290	5,842	11,523	3,183	9,882	1,947	32,377	... Circuit Total.....	17th
18,180	14,761	21,818	36,025	2,393	93,177	N/A	N/A	N/A	N/A	943	943 DuPage.....	18th
18,180	14,761	21,818	36,025	2,393	93,177	N/A	N/A	N/A	N/A	943	943	... Circuit Total.....	18th
60,111	29,321	20,002	28,434	2,440	140,308	32,383	16,482	7,051	12,822	2,448	71,186 Lake.....	19th
8,071	9,276	3,984	9,295	3,487	34,113	2,134	875	1,826	822	369	6,026 McHenry	
68,182	38,597	23,986	37,729	5,927	174,421	34,517	17,357	8,877	13,644	2,817	77,212	... Circuit Total.....	19th
0	0	0	57	0	57	0	0	0	0	0	0 Monroe.....	20th
0	239	282	176	474	1,216	0	0	304	374	0	678 Perry	
0	200	0	0	376	576	0	0	0	0	0	0 Randolph	
15,840	1,240	2,045	3,799	1,159	24,083	6,227	365	1,158	1,182	1,428	10,360 St.Clair	
11	0	96	8	20	135	0	0	80	0	0	80 Washington	
15,851	1,679	2,423	4,040	2,029	26,067	6,227	365	1,542	1,556	1,428	11,118	... Circuit Total.....	20th
570	500	556	984	1,220	3,830	530	256	820	243	459	2,308 Iroquois.....	21st
1,234	496	465	777	321	3,293	450	298	288	265	0	1,301 Kankakee	
1,804	996	1,021	1,761	1,541	7,123	980	554	1,108	508	459	3,609	... Circuit Total.....	21st
273,218	241,073	250,052	313,307	106,271	1,195,330	78,852	56,707	32,848	65,450	17,427	267,041 Downstate	
N/A	N/A	N/A	N/A	0	158,863	N/A	N/A	N/A	N/A	N/A	N/A Cook Adult	
530	70,794	109,875	369,465	0	550,664	N/A	N/A	N/A	N/A	N/A	N/A Cook Social Service	
0	0	0	0	9,377	9,377	0	0	0	0	4,115	4,115 Cook Juvenile	
530	70,794	109,875	369,465	9,377	718,904	0	0	0	0	4,115	4,115 Cook County Total	
273,748	311,867	359,927	682,772	115,648	1,914,234	78,852	56,707	32,848	65,450	21,542	271,156 State Total	

*These counties report as a District.

1991 Annual Adult and Juvenile Electronic Monitoring Report

		I. Adult									II. Juvenile		
		a. Home Confinement			b. Supervised Pretrial Release			c. Total			Home Confinement		
Circuit	County	With Elect. Monit.	Without Elect. Monit.	Total	With Elect. Monit.	Without Elect. Monit.	Total	With Elect. Monit.	Without Elect. Monit.	Total	With Elect. Monit.	Without Elect. Monit.	Total
1st	Alexander	5	2	7	0	0	0	5	2	7	1	4	5
	Jackson	0	0	0	0	0	0	0	0	0	7	27	34
	Johnson	0	2	2	0	0	0	0	2	2	0	0	0
	Massac	0	2	2	0	2	2	0	4	4	0	1	1
	Pope	0	1	1	0	0	0	0	1	1	0	0	0
	Pulaski	0	0	0	0	0	0	0	0	0	0	0	0
	Saline	2	2	4	0	2	2	2	4	6	0	5	5
	Union	3	7	10	0	0	0	3	7	10	0	4	4
	Williamson	2	1	3	0	0	0	2	1	3	0	1	1
1st Circuit Total		12	17	29	0	4	4	12	21	33	8	42	50
2nd	Crawford	0	0	0	0	0	0	0	0	0	0	0	0
	Edwards	2	0	2	0	0	0	2	0	2	2	1	3
	Franklin	2	0	2	0	0	0	2	0	2	2	5	7
	Gallatin	0	1	1	0	3	3	0	4	4	0	0	0
	Hamilton	0	0	0	0	0	0	0	0	0	0	0	0
	Hardin	0	1	1	0	2	2	0	3	3	0	0	0
	Jefferson	2	1	3	0	1	1	2	2	4	1	15	16
	Lawrence	0	0	0	0	0	0	0	0	0	0	0	0
	Richland	1	2	3	0	0	0	1	2	3	2	0	2
	Wabash	0	1	1	0	0	0	0	1	1	0	0	0
	Wayne	15	0	15	0	0	0	15	0	15	0	0	0
	White	1	2	3	0	1	1	1	3	4	0	0	0
2nd Circuit Total		23	8	31	0	7	7	23	15	38	7	21	28
3rd	Bond	2	0	2	0	2	2	2	2	4	0	0	0
	Madison	0	0	0	0	0	0	0	0	0	0	47	47
3rd Circuit Total		2	0	2	0	2	2	2	2	4	0	47	47
4th	Christian	3	3	6	0	5	5	3	8	11	0	4	4
	Clay	3	0	3	0	0	0	3	0	3	2	1	3
	Clinton	3	1	4	0	0	0	3	1	4	0	3	3
	Effingham	6	0	6	0	1	1	6	1	7	4	2	6
	Fayette	2	4	6	0	0	0	2	4	6	0	2	2
	Jasper	1	2	3	0	0	0	1	2	3	0	1	1
	Marion	35	2	37	23	2	25	58	4	62	1	5	6
	Montgomery	1	3	4	0	0	0	1	3	4	0	2	2
	Shelby	0	4	4	0	0	0	0	4	4	0	1	1
4th Circuit Total		54	19	73	23	8	31	77	27	104	7	21	28
5th	Clark	0	3	3	0	0	0	0	3	3	0	14	14
	*Coles/												
	*Cumberland	3	0	3	1	0	1	4	0	4	15	0	15
	Edgar	0	0	0	0	0	0	0	0	0	1	0	1
	Vermilion	0	6	6	0	0	0	0	6	6	14	33	47
5th Circuit Total		3	9	12	1	0	1	4	9	13	30	47	77
6th	Champaign	0	0	0	0	0	0	0	0	0	0	7	7
	DeWitt	0	0	0	0	3	3	0	3	3	0	0	0
	Douglas	1	0	1	0	0	0	1	0	1	0	0	0
	Macon	0	0	0	0	0	0	0	0	0	0	33	33
	Moultrie	0	0	0	0	0	0	0	0	0	0	0	0
	Platt	0	0	0	0	0	0	0	0	0	0	0	0
6th Circuit Total		1	0	1	0	3	3	1	3	4	0	40	40
7th	Greene	0	0	0	0	0	0	0	0	0	0	0	0
	Jersey	0	0	0	0	0	0	0	0	0	0	7	7
	Macoupin	0	0	0	0	1	1	0	1	1	0	3	3
	Morgan	2	0	2	0	0	0	2	0	2	8	0	8
	Sangamon Ad.	6	N/A	N/A	N/A	N/A	N/A	6	0	6	0	0	0
	Sangamon Juv.	N/A	N/A	N/A	N/A	N/A	N/A	N/A	N/A	N/A	0	0	0
	Scott	0	0	0	0	0	0	0	0	0	0	0	0
7th Circuit Total		8	0	2	0	1	1	8	1	9	8	10	18
8th	Adams	12	21	33	1	1	2	13	22	35	0	14	14
	Brown	0	0	0	0	0	0	0	0	0	0	0	0
	Calhoun	1	1	2	0	0	0	1	1	2	0	0	0
	Cass	0	0	0	0	0	0	0	0	0	0	0	0
	Mason	0	0	0	0	0	0	0	0	0	0	0	0
	Menard	0	3	3	0	0	0	0	3	3	0	0	0
	Pike	0	1	1	0	3	3	0	4	4	0	3	3
	Schuyler	0	0	0	0	0	0	0	0	0	0	0	0
8th Circuit Total		13	26	39	1	4	5	14	30	44	0	17	17

1991 Annual Adult and Juvenile Electronic Monitoring Report

Circuit County		I. Adult									II. Juvenile		
		a. Home Confinement			b. Supervised Pretrial Release			c. Total			Home Confinement		
		With Elect. Monit.	Without Elect. Monit.	Total	With Elect. Monit.	Without Elect. Monit.	Total	With Elect. Monit.	Without Elect. Monit.	Total	With Elect. Monit.	Without Elect. Monit.	Total
9th	Fulton	0	0	0	0	16	16	0	16	16	0	0	0
	Hancock	0	0	0	0	0	0	0	0	0	0	0	0
	Henderson	0	0	0	0	5	5	0	5	5	0	0	0
	Knox	9	0	9	0	0	0	9	0	9	0	0	0
	McDonough	0	1	1	0	3	3	0	4	4	0	0	0
	Warren	N/A	0	0	0	0	0	0	0	0	N/A	5	5
9th Circuit Total		9	1	10	0	24	24	9	25	34	0	5	5
10th	*Marshall/ *Putnam/ *Stark	0	21	21	0	11	11	0	32	32	0	34	34
	Peoria	0	2	2	0	1	1	0	3	3	N/A	N/A	N/A
	Tazewell	9	0	9	1	0	1	10	0	10	1	22	23
10th Circuit Total		9	23	32	1	12	13	10	35	45	1	56	57
11th	Ford	1	0	1	0	0	0	1	0	1	1	0	1
	Livingston	3	9	12	0	0	0	3	9	12	6	15	21
	Logan	3	1	4	0	0	0	3	1	4	0	0	0
	McLean	0	0	0	1	0	1	1	0	1	7	25	32
	Woodford	34	0	34	5	0	5	39	0	39	12	0	12
11th Circuit Total		41	10	51	6	0	6	47	10	57	26	40	66
12th	Will	0	0	0	0	0	0	0	0	0	186	40	226
12th Circuit Total		0	0	0	0	0	0	0	0	0	186	40	226
13th	Bureau	0	2	2	0	0	0	0	2	2	0	0	0
	Grundy	1	1	2	0	0	0	1	1	2	0	0	0
	LaSalle	16	1	17	7	0	7	23	1	24	5	4	9
13th Circuit Total		17	4	21	7	0	7	24	4	28	5	4	9
14th	Henry	0	3	3	0	12	12	0	15	15	0	1	1
	Mercer	0	2	2	0	3	3	0	5	5	0	1	1
	Rock Island	0	82	82	0	18	18	0	100	100	0	29	29
	Whiteside	0	0	0	1	45	46	1	45	46	0	4	4
14th Circuit Total		0	87	87	1	78	79	1	165	166	0	35	35
15th	Carroll	0	2	2	0	0	0	0	2	2	0	3	3
	Jo Daviess	0	1	1	0	0	0	0	1	1	0	0	0
	Lee	1	2	3	0	0	0	1	2	3	0	8	8
	Ogle	0	11	11	0	17	17	0	28	28	0	6	6
	Stephenson	0	1	1	0	0	0	0	1	1	0	0	0
15th Circuit Total		1	17	18	0	17	17	1	34	35	0	17	17
16th	DeKalb	N/A	N/A	N/A	N/A	N/A	N/A	N/A	N/A	N/A	N/A	N/A	N/A
	Kane	N/A	N/A	N/A	N/A	N/A	N/A	N/A	N/A	N/A	0	108	108
	Kendall	N/A	N/A	N/A	N/A	N/A	N/A	N/A	N/A	N/A	N/A	N/A	N/A
16th Circuit Total		N/A	N/A	N/A	N/A	N/A	N/A	N/A	N/A	N/A	0	108	108
17th	Boone	0	0	0	0	0	0	0	0	0	0	15	15
	Winnebago	0	0	0	0	1,129	1,129	0	1,129	1,129	0	65	65
17th Circuit Total		0	0	0	0	1,129	1,129	0	1,129	1,129	0	80	80
18th	DuPage	0	0	0	0	3	3	0	3	3	0	67	67
18th Circuit Total		0	0	0	0	3	3	0	3	3	0	67	67
19th	Lake	11	0	11	153	404	557	164	404	568	0	36	36
	McHenry	25	1	26	10	24	34	35	25	60	11	4	15
19th Circuit Total		36	1	37	163	428	591	199	429	628	11	40	51
20th	Monroe	0	0	0	0	0	0	0	0	0	0	0	0
	Perry	0	0	0	0	1	1	0	1	1	0	1	1
	Randolph	0	0	0	0	1	1	0	1	1	0	4	4
	St. Clair	0	0	0	9	156	165	9	156	165	0	19	19
	Washington	0	0	0	0	0	0	0	0	0	0	0	0
20th Circuit Total		0	0	0	9	158	167	9	158	167	0	24	24
21st	Iroquois	0	0	0	0	0	0	0	0	0	0	13	13
	Kankakee	0	0	0	0	0	0	0	0	0	0	17	17
21st Circuit Total		0	0	0	0	0	0	0	0	0	0	30	30
Downstate		229	222	451	212	1,878	2,090	441	2,100	2,541	289	791	1,080
Cook Adult		3	795	798	0	0	0	3	795	798	0	0	0
Cook Social Service		40	199	239	0	0	0	40	199	239	0	0	0
Cook Juvenile		0	0	0	0	0	0	0	0	0	0	0	0
Cook County Total		43	994	1,037	0	0	0	43	994	1,037	0	0	0
State Total		272	1,216	1,488	212	1,878	2,090	484	3,094	3,578	289	791	1,080

*These counties report as a District.

1991 Annual Adult and Juvenile Drug Abuse and Treatment Report

		I. Offenders Convicted of Drug Related Offenses and Identified as Drug Abusers at Intake											
		A. Felony				B. Misdemeanor				C. Juvenile			
Circuit	County	Treatment Under 111-1/2	Other Drug Treatment	No Drug Treatment Ordered	Sub-Total	Treatment Under 111-1/2	Other Drug Treatment	No Drug Treatment Ordered	Sub-Total	Treatment Ordered Thru TASC	Other Treatment Ordered	No Drug Treatment Ordered	Sub-Total
1st	Alexander	0	0	19	19	0	0	2	2	0	0	0	0
	Jackson	0	6	4	10	0	6	0	6	0	0	0	0
	Johnson	0	1	15	16	1	0	0	1	0	0	0	0
	Massac	1	3	10	14	0	0	6	6	0	0	0	0
	Pope	0	0	2	2	0	0	0	0	0	0	0	0
	Pulaski	0	0	0	0	0	1	0	1	0	0	0	0
	Saline	6	9	7	22	0	2	3	5	4	4	3	11
	Union	N/A	N/A	N/A	N/A	N/A	N/A	N/A	N/A	N/A	N/A	N/A	N/A
	Williamson	1	7	19	27	0	1	3	4	2	3	2	7
1st Circuit Total		8	26	76	110	1	10	14	25	6	7	5	18
2nd	Crawford	0	4	0	4	0	3	5	8	0	2	0	2
	Edwards	3	1	2	6	1	0	0	1	0	0	0	0
	Franklin	2	9	3	14	0	0	1	1	0	0	0	0
	Gallatin	0	1	3	4	0	0	0	0	0	0	0	0
	Hamilton	2	0	0	2	0	0	2	2	0	0	0	0
	Hardin	0	1	3	4	0	0	0	0	0	0	0	0
	Jefferson	4	5	18	27	0	2	1	3	0	0	0	0
	Lawrence	0	3	2	5	0	0	0	0	0	0	0	0
	Richland	2	2	1	5	0	1	0	1	0	0	0	0
	Wabash	0	0	2	2	0	0	3	3	0	0	0	0
	Wayne	0	1	2	3	0	1	3	4	0	0	0	0
	White	0	1	0	1	0	0	2	2	0	0	0	0
2nd Circuit Total		13	28	36	77	1	7	17	25	0	2	0	2
3rd	Bond	1	0	3	4	0	0	0	0	0	0	0	0
	Madison	1	44	31	76	0	27	2	29	5	2	1	8
3rd Circuit Total		2	44	34	80	0	27	2	29	5	2	1	8
4th	Christian	0	10	3	13	0	3	4	7	0	0	0	0
	Clay	1	1	2	4	0	1	1	2	0	0	0	0
	Clinton	0	4	9	13	0	0	4	4	0	0	0	0
	Effingham	0	7	22	29	0	3	7	10	0	0	1	1
	Fayette	0	26	19	45	0	0	2	2	0	2	2	4
	Jasper	0	3	0	3	0	0	1	1	0	0	1	1
	Marion	1	17	14	32	0	7	16	23	0	0	0	0
	Montgomery	0	4	3	7	0	0	0	0	0	1	0	1
	Shelby	0	5	0	5	0	1	4	5	0	0	2	2
4th Circuit Total		2	77	72	151	0	15	39	54	0	3	6	9
5th	Clark	0	2	2	4	0	0	0	0	0	3	0	3
	*Coles/												
	*Cumberland	0	24	5	29	0	1	3	4	0	0	1	1
	Edgar	0	8	2	10	0	2	1	3	0	2	0	2
	Vermillion	1	14	31	46	0	0	22	22	0	2	1	3
5th Circuit Total		1	48	40	89	0	3	26	29	0	7	2	9

1991 Annual Adult and Juvenile Drug Abuse and Treatment Report

		I. Offenders Convicted of Drug Related Offenses and Identified as Drug Abusers at Intake											
		A. Felony				B. Misdemeanor				C. Juvenile			
Circuit	County	Treatment Under 111-1/2	Other Drug Treatment	No Drug Treatment Ordered	Sub-Total	Treatment Under 111-1/2	Other Drug Treatment	No Drug Treatment Ordered	Sub-Total	Treatment Ordered Thru TASC	Other Treatment Ordered	No Drug Treatment Ordered	Sub-Total
6th	Champaign	0	38	4	42	0	3	1	4	0	13	0	13
	DeWitt	0	1	1	2	0	0	1	1	0	0	0	0
	Douglas	0	7	9	16	0	0	0	0	0	5	4	9
	Macon	2	8	24	34	0	0	0	0	0	5	3	8
	Moultrie	1	5	0	6	0	4	0	4	0	1	0	1
	Piatt	0	18	0	18	0	1	0	1	0	2	0	2
6th Circuit Total		3	77	38	118	0	8	2	10	0	26	7	33
7th	Greene	0	0	0	0	0	0	0	0	0	0	0	0
	Jersey	0	2	0	2	0	6	0	6	0	1	0	1
	Macoupin	0	4	0	4	0	5	0	5	0	4	3	7
	Morgan	1	0	4	5	0	1	6	7	0	1	1	2
	Sangamon Ad.	14	23	11	48	1	0	0	1	0	0	0	0
	Sangamon Juv.	0	0	0	0	0	0	0	0	0	18	3	21
	Scott	0	0	0	0	0	0	0	0	0	0	0	0
7th Circuit Total		15	29	15	59	1	12	6	19	0	24	7	31
8th	Adams	2	20	2	24	0	1	0	1	0	1	0	1
	Brown	0	1	2	3	0	0	1	1	0	0	0	0
	Calhoun	0	0	0	0	0	0	1	1	0	0	0	0
	Cass	0	6	0	6	0	0	0	0	0	0	0	0
	Mason	0	4	14	18	0	1	2	3	0	0	0	0
	Menard	0	0	0	0	0	0	0	0	0	0	0	0
	Pike	2	5	0	7	0	2	3	5	0	0	0	0
	Schuyler	0	0	0	0	0	1	0	1	0	0	0	0
8th Circuit Total		4	36	18	58	0	5	7	12	0	1	0	1
9th	Fulton	1	16	5	22	0	47	15	62	0	0	0	0
	Hancock	0	2	0	2	0	0	1	1	0	0	0	0
	Henderson	0	0	0	0	0	0	0	0	0	0	0	0
	Knox	1	6	2	9	0	3	3	6	0	0	0	0
	McDonough	0	1	3	4	0	2	1	3	0	0	0	0
	Warren	0	0	0	0	0	0	0	0	0	0	0	0
9th Circuit Total		2	25	10	37	0	52	20	72	0	0	0	0
10th	*Marshall/												
	*Putnam/												
	*Stark	7	22	0	29	0	39	0	39	2	14	0	16
	Peoria	22	70	45	137	5	8	33	46	1	0	0	1
	Tazewell	5	29	5	39	0	18	27	45	1	1	7	9
10th Circuit Total		34	121	50	205	5	65	60	130	4	15	7	26
11th	Ford	0	1	0	1	0	3	0	3	0	0	0	0
	Livingston	1	3	1	5	0	0	2	2	0	0	0	0
	Logan	0	5	5	10	0	1	9	10	0	0	0	0
	McLean	12	16	15	43	0	2	2	4	0	3	0	3
	Woodford	3	4	5	12	2	2	0	4	0	4	0	4
11th Circuit Total		16	29	26	71	2	8	13	23	0	7	0	7

1991 Annual Adult and Juvenile Drug Abuse and Treatment Report

		I. Offenders Convicted of Drug Related Offenses and Identified as Drug Abusers at Intake											
		A. Felony				B. Misdemeanor				C. Juvenile			
Circuit	County	Treatment Under 111-1/2	Other Drug Treatment	No Drug Treatment Ordered	Sub-Total	Treatment Under 111-1/2	Other Drug Treatment	No Drug Treatment Ordered	Sub-Total	Treatment Ordered Thru TASC	Other Treatment Ordered	No Drug Treatment Ordered	Sub-Total
12th	Will	22	67	34	123	0	0	0	0	1	7	5	13
12th	Circuit Total	22	67	34	123	0	0	0	0	1	7	5	13
13th	Bureau	0	0	3	3	0	0	2	2	0	7	0	7
	Grundy	0	0	2	2	0	0	2	2	0	0	0	0
	LaSalle	0	7	27	34	0	3	3	6	0	0	0	0
13th	Circuit Total	0	7	32	39	0	3	7	10	0	7	0	7
14th	Henry	0	21	3	24	0	12	2	14	0	8	0	8
	Mercer	0	1	3	4	0	5	0	5	0	0	0	0
	Rock Island	1	57	13	71	0	1	4	5	0	1	0	1
	Whiteside	2	19	1	22	0	0	2	2	0	2	2	4
14th	Circuit Total	3	98	20	121	0	18	8	26	0	11	2	13
15th	Carroll	0	1	1	2	0	1	3	4	0	0	0	0
	Jo Daviess	0	4	1	5	0	0	0	0	0	0	0	0
	Lee	0	10	4	14	0	1	11	12	7	0	0	7
	Ogle	0	20	5	25	0	7	0	7	0	0	0	0
	Stephenson	0	14	2	16	0	37	3	40	1	0	3	4
15th	Circuit Total	0	49	13	62	0	46	17	63	8	0	3	11
16th	DeKalb	3	9	7	19	0	0	4	4	0	3	0	3
	Kane	11	17	64	92	1	2	3	6	N/A	N/A	N/A	N/A
	Kendall	0	19	7	26	0	8	1	9	0	0	0	0
16th	Circuit Total	14	45	78	137	1	10	8	19	0	3	0	3
17th	Boone	0	16	0	16	0	8	0	8	5	0	0	5
	Winnebago	13	86	49	148	0	38	5	43	8	26	0	34
17th	Circuit Total	13	102	49	164	0	46	5	51	13	26	0	39
18th	DuPage	0	0	0	0	0	0	0	0	0	2	5	7
18th	Circuit Total	0	0	0	0	0	0	0	0	0	2	5	7
19th	Lake	9	16	126	151	0	4	11	15	0	2	10	12
	McHenry	9	61	19	89	0	13	4	17	0	3	0	3
19th	Circuit Total	18	77	145	240	0	17	15	32	0	5	10	15
20th	Monroe	0	9	2	11	0	1	0	1	0	1	0	1
	Perry	0	4	3	7	0	1	0	1	0	0	0	0
	Randolph	3	1	6	10	0	0	2	2	0	0	0	0
	St. Clair	25	30	163	218	1	2	4	7	3	3	0	6
	Washington	0	0	1	1	0	0	0	0	0	0	0	0
20th	Circuit Total	28	44	175	247	1	4	6	11	3	4	0	7
21st	Iroquois	0	3	13	16	0	0	9	9	0	3	3	6
	Kankakee	1	5	34	40	3	0	1	4	4	0	0	4
21st	Circuit Total	1	8	47	56	3	0	10	13	4	3	3	10
Downstate		199	1,037	1,008	2,244	15	356	282	653	44	162	63	269
Cook Adult		399	304	17,471	18,174	0	6	48	54	N/A	N/A	N/A	N/A
Cook Social Service		N/A	N/A	N/A	N/A	N/A	N/A	N/A	N/A	N/A	N/A	N/A	N/A
Cook Juvenile		0	0	0	0	0	0	0	0	466	0	0	466
Cook County Total		399	304	17,471	18,174	0	6	48	54	466	0	0	466
State Total		598	1,341	18,479	20,418	15	362	330	707	510	162	63	735

*These counties report as a District.

1991 Annual Adult and Juvenile Drug Abuse and Treatment Report

		II. Offenders Convicted of Non-Drug Related Offenses and Identified as Drug Abusers at Intake											
		A. Felony				B. Misdemeanor				C. Juvenile			
Circuit	County	Treatment Under 111-1/2	Other Drug Treatment	No Drug Treatment Ordered	Sub-Total	Treatment Under 111-1/2	Other Drug Treatment	No Drug Treatment Ordered	Sub-Total	Treatment Ordered Thru TASC	Other Treatment Ordered	No Drug Treatment Ordered	Sub-Total
1st	Alexander	0	2	0	2	0	0	0	0	0	0	0	0
	Jackson	0	10	7	17	0	9	4	13	2	2	1	5
	Johnson	0	0	7	7	0	2	2	3	0	0	1	1
	Massac	2	2	2	6	0	2	4	6	0	0	8	8
	Pope	0	0	3	3	1	0	0	1	0	0	0	0
	Pulaski	0	0	0	0	0	0	0	0	0	0	0	0
	Saline	0	17	7	24	1	65	12	78	2	2	2	6
	Union	N/A	N/A	N/A	N/A	N/A	N/A	N/A	N/A	N/A	N/A	N/A	N/A
	Williamson	0	0	6	6	0	0	8	8	3	2	2	7
1st Circuit Total		2	31	32	65	2	77	29	108	7	6	14	27
2nd	Crawford	0	2	0	2	0	1	1	2	0	0	4	4
	Edwards	0	0	3	3	0	0	8	8	0	0	2	2
	Franklin	1	2	0	3	0	0	1	1	0	0	0	0
	Gallatin	0	4	3	7	0	1	4	5	0	0	1	1
	Hamilton	0	1	0	1	0	1	0	1	0	0	0	0
	Hardin	0	2	0	2	0	0	4	4	0	0	0	0
	Jefferson	1	3	19	23	1	7	21	29	0	1	20	21
	Lawrence	1	1	2	0	0	1	1	2	0	0	1	1
	Richland	2	2	5	9	0	2	5	7	0	3	0	3
	Wabash	0	3	1	4	0	1	3	4	0	0	0	0
	Wayne	0	1	6	7	0	2	8	10	0	0	0	0
	White	0	1	3	4	0	0	1	1	0	0	0	0
2nd Circuit Total		5	22	42	65	1	16	57	74	0	4	28	32
3rd	Bond	0	0	2	2	0	0	3	3	0	0	0	0
	Madison	0	34	15	49	0	25	33	58	32	12	52	96
3rd Circuit Total		0	34	17	51	0	25	36	61	32	12	52	96
4th	Christian	0	5	9	14	0	3	3	6	0	0	0	0
	Clay	0	2	1	3	0	3	3	6	0	2	1	3
	Clinton	0	1	2	3	0	0	1	1	0	1	0	1
	Effingham	1	11	11	23	0	16	23	39	0	12	7	19
	Fayette	0	2	1	3	0	2	1	3	0	3	0	3
	Jasper	0	0	0	0	0	0	0	0	0	0	0	0
	Marion	3	12	5	20	0	17	8	25	1	4	1	6
	Montgomery	1	1	12	14	0	0	4	4	0	1	4	5
	Shelby	0	1	0	1	0	2	0	2	0	0	0	0
4th Circuit Total		5	35	41	81	0	43	43	86	1	23	13	37
5th	Clark	0	3	0	3	0	1	0	1	0	5	0	5
	*Coles/												
	*Cumberland	0	12	0	12	0	9	0	9	1	1	5	7
	Edgar	0	1	1	2	1	1	0	2	0	1	1	2
	Vermilion	3	14	8	25	0	1	1	2	0	1	0	1
5th Circuit Total		3	30	9	42	1	12	1	14	1	8	6	15

1991 Annual Adult and Juvenile Drug Abuse and Treatment Report

		I. Offenders Convicted of Drug Related Offenses and Identified as Drug Abusers at Intake											
Circuit	County	A. Felony				B. Misdemeanor				C. Juvenile			
		Treatment Under 111-1/2	Other Drug Treatment	No Drug Treatment Ordered	Sub-Total	Treatment Under 111-1/2	Other Drug Treatment	No Drug Treatment Ordered	Sub-Total	Treatment Ordered Thru TASC	Other Treatment Ordered	No Drug Treatment Ordered	Sub-Total
6th	Champaign	6	38	9	53	1	4	3	8	0	16	0	16
	DeWitt	0	0	1	1	0	0	1	1	0	0	0	0
	Douglas	0	2	0	2	0	0	2	2	0	1	0	1
	Macon	5	0	11	16	1	2	1	4	0	13	11	24
	Moultrie	0	0	5	5	0	0	7	7	0	0	1	1
	Piatt	0	0	0	0	0	0	0	0	0	0	0	0
6th Circuit Total		11	40	26	77	2	6	14	22	0	30	12	42
7th	Greene	0	0	0	0	0	0	0	0	0	0	0	0
	Jersey	0	0	5	5	0	3	3	6	0	0	0	0
	Macoupin	0	2	0	2	0	0	0	0	0	1	0	1
	Morgan	2	6	10	18	0	0	0	0	0	2	0	2
	Sangamon Ad.	0	36	15	51	1	10	8	19	0	0	0	0
	Sangamon Juv.	N/A	0	0	0	0	0	0	0	0	15	2	17
	Scott	0	0	0	0	0	0	0	0	0	0	0	0
7th Circuit Total		2	44	30	76	1	13	11	25	0	18	2	20
8th	Adams	7	18	12	37	3	10	3	16	0	13	2	15
	Brown	0	1	2	3	0	0	1	1	0	0	0	0
	Calhoun	0	0	7	7	0	0	12	12	0	0	0	0
	Cass	1	0	0	1	0	0	0	0	0	1	0	1
	Mason	0	2	13	15	0	3	6	9	0	3	3	6
	Menard	0	0	1	1	0	1	1	2	0	0	0	0
	Pike	0	0	0	0	0	0	0	0	0	0	0	0
	Schuyler	0	1	2	3	0	0	0	0	0	0	0	0
8th Circuit Total		8	22	37	67	3	14	23	40	0	17	5	22
9th	Fulton	0	7	3	10	0	9	1	10	0	0	0	0
	Hancock	0	3	2	5	0	0	0	0	0	0	0	0
	Henderson	0	0	0	0	0	0	0	0	0	3	1	4
	Knox	1	3	1	5	0	1	0	1	0	0	0	0
	McDonough	1	2	5	8	0	1	7	8	0	0	0	0
	Warren	0	0	0	0	0	0	0	0	0	0	0	0
9th Circuit Total		2	15	11	28	0	11	8	19	0	3	1	4
10th	*Marshall/ *Putnam/ *Stark	0	0	0	0	0	0	0	0	0	16	0	16
	Peoria	9	31	42	82	7	13	31	51	0	0	0	0
	Tazewell	3	32	16	51	0	16	26	42	7	11	8	26
10th Circuit Total		12	63	58	133	7	29	57	93	7	27	8	42
11th	Ford	0	0	0	0	0	0	0	0	0	0	0	0
	Livingston	1	4	3	8	0	2	1	3	0	2	1	3
	Logan	2	1	0	3	0	2	6	8	0	2	2	4
	MCLean	3	16	5	54	0	3	3	3	0	21	0	21
	Woodford	0	0	0	0	0	0	0	0	0	3	0	3
11th Circuit Total		6	21	8	65	0	7	10	14	0	28	3	31

1991 Annual Adult and Juvenile Drug Abuse and Treatment Report

		I. Offenders Convicted of Drug Related Offenses and Identified as Drug Abusers at Intake											
Circuit	County	A. Felony				B. Misdemeanor				C. Juvenile			
		Treatment Under 111-1/2	Other Drug Treatment	No Drug Treatment Ordered	Sub-Total	Treatment Under 111-1/2	Other Drug Treatment	No Drug Treatment Ordered	Sub-Total	Treatment Ordered Thru TASC	Other Treatment Ordered	No Drug Treatment Ordered	Sub-Total
12th	Will	9	17	37	63	0	0	6	6	0	5	3	8
12th	Circuit Total	9	17	37	63	0	0	6	6	0	5	3	8
13th	Bureau	0	0	0	0	0	1	5	6	0	3	1	4
	Grundy	0	1	1	2	0	0	0	0	0	2	0	2
	LaSalle	0	0	17	17	0	5	11	16	0	4	0	4
13th	Circuit Total	2	29	64	19	0	6	16	22	0	9	1	10
14th	Henry	0	2	1	3	0	0	2	2	0	2	1	3
	Mercer	0	1	0	1	0	2	0	2	0	1	1	2
	Rock Island	3	17	11	31	0	0	2	2	0	7	0	7
	Whiteside	0	11	6	17	1	7	9	17	0	5	7	12
14th	Circuit Total	3	31	18	52	1	9	13	23	0	15	9	24
15th	Carroll	0	4	4	8	0	4	0	4	0	3	1	4
	Jo Daviess	0	0	0	0	0	0	0	0	0	0	0	0
	Lee	0	0	0	0	0	0	0	0	39	0	0	39
	Ogle	0	49	2	51	0	26	3	29	0	10	0	10
	Stephenson	0	0	0	0	0	0	0	0	2	2	1	5
15th	Circuit Total	0	53	6	59	0	30	3	33	41	15	2	58
16th	DeKalb	0	1	6	7	0	1	0	1	0	2	0	2
	Kane	5	26	47	78	0	5	2	7	N/A	N/A	N/A	N/A
	Kendall	2	7	3	12	0	3	7	10	1	1	17	19
16th	Circuit Total	7	24	56	97	0	9	9	18	1	3	17	21
17th	Boone	0	6	0	6	0	7	0	7	1	3	0	4
	Winnebago	19	63	50	132	5	99	71	175	4	63	0	67
17th	Circuit Total	19	69	50	138	5	106	71	182	5	66	0	71
18th	DuPage	0	0	0	0	0	0	0	0	0	17	0	17
18th	Circuit Total	0	0	0	0	0	0	0	0	0	17	0	17
19th	Lake	4	29	45	78	0	4	11	15	0	33	32	65
	McHenry	1	6	14	21	0	11	15	26	0	18	0	18
19th	Circuit Total	5	35	59	99	0	15	26	41	0	51	32	83
20th	Monroe	0	0	0	0	0	0	0	0	0	1	0	1
	Perry	1	1	3	5	0	0	0	0	0	0	0	0
	Randolph	0	1	2	3	0	0	0	0	0	3	0	3
	St. Clair	21	13	69	103	1	3	6	10	3	4	7	14
	Washington	0	1	2	3	0	0	0	0	0	0	0	0
20th	Circuit Total	22	16	76	114	1	3	6	10	3	8	7	18
21st	Iroquois	0	0	4	4	0	0	3	3	0	3	44	47
	Kankakee	3	4	9	16	0	0	0	0	0	0	0	0
21st	Circuit Total	3	4	13	20	0	0	3	3	0	3	44	47
Downstate		126	645	690	1,411	24	431	442	894	98	359	259	716
Cook Adult		811	244	13,297	14,352	14	82	2,609	2,705	N/A	N/A	N/A	N/A
Cook Social Services		N/A	N/A	N/A	N/A	N/A	N/A	N/A	N/A	N/A	N/A	N/A	N/A
Cook Juvenile		0	0	0	0	0	0	0	0	0	0	0	0
Cook County Total		811	244	13,297	14,352	14	82	2,609	2,705	0	0	0	0
State Total		937	889	13,987	15,763	38	513	3,051	3,599	98	359	259	716

These counties report as a District.

IX

APPENDICES

APPENDIX A

CONSTITUTION OF 1970

ARTICLE VI — THE JUDICIARY

Section 1. Courts

The judicial power is vested in a Supreme Court, an Appellate Court and Circuit Courts.

Section 2. Judicial Districts

The State is divided into five Judicial Districts for the selection of Supreme and Appellate Court Judges. The First Judicial District consists of Cook County. The remainder of the State shall be divided by law into four Judicial Districts of substantially equal population, each of which shall be compact and composed of contiguous counties.

Section 3. Supreme Court — Organization

The Supreme Court shall consist of seven Judges. Three shall be selected from the First Judicial District and one from each of the other Judicial Districts. Four Judges constitute a quorum and the concurrence of four is necessary for a decision. Supreme Court Judges shall select a Chief Justice from their number to serve for a term of three years.

Section 4. Supreme Court — Jurisdiction

(a) The Supreme Court may exercise original jurisdiction in cases relating to revenue, mandamus, prohibition or habeas corpus and as may be necessary to the complete determination of any case on review.

(b) Appeals from judgments of Circuit Courts imposing a sentence of death shall be directed to the Supreme Court as a matter of right. The Supreme Court shall provide by rule for direct appeal in other cases.

(c) Appeals from the Appellate Court to the Supreme Court are a matter of right if a question under the Constitution of the United States or of this State arises for the first time in and as a result of the action of the Appellate Court, or if a division of the Appellate Court certifies that a case decided by it involves a question of such importance that the case should be decided by the Supreme Court. The Supreme Court may provide by rule for appeals from the Appellate Court in other cases.

Section 5. Appellate Court Organization

The number of Appellate Judges to be selected from each Judicial District shall be provided by law. The Supreme Court shall prescribe by rule the number of Appellate divisions in each Judicial District. Each Appellate division shall have at least three judges. Assignments

to divisions shall be made by the Supreme Court. A majority of a division constitutes a quorum and the concurrence of a majority of the division is necessary for a decision. There shall be at least one division in each Judicial District and each division shall sit at times and places prescribed by rules of the Supreme Court.

Section 6. Appellate Court Jurisdiction

Appeals from final judgments of a Circuit Court are a matter of right to the Appellate Court in the Judicial District in which the Circuit Court is located except in cases appealable directly to the Supreme Court and except that after a trial on the merits in a criminal case, there shall be no appeal from a judgment of acquittal. The Supreme Court may provide by rule for appeals to the Appellate Court from other than final judgments of Circuit Courts. The Appellate Court may exercise original jurisdiction when necessary to the complete determination of any case on review. The Appellate Court shall have such powers of direct review of administrative action as provided by law.

Section 7. Judicial Circuits

(a) The State shall be divided into Judicial Circuits consisting of one or more counties. The First Judicial District shall constitute a Judicial Circuit. The Judicial Circuits within the other Judicial Districts shall be as provided by law. Circuits composed of more than one county shall be compact and of contiguous counties. The General Assembly by law may provide for the division of a circuit for the purpose of selection of Circuit Judges and for the selection of Circuit Judges from the circuit at large.

(b) Each Judicial Circuit shall have one Circuit Court with such number of Circuit Judges as provided by law. Unless otherwise provided by law, there shall be at least one Circuit Judge from each county. In the First Judicial District, unless otherwise provided by law, Cook County, Chicago, and the area outside of Chicago shall be separate units for the selection of Circuit Judges, with at least twelve chosen at large from the area outside Chicago and at least thirty-six chosen at large from Chicago.

(c) Circuit Judges in each circuit shall select by secret ballot a Chief Judge from their number to serve at their pleasure. Subject to the authority of the Supreme Court, the Chief Judge shall have general administrative authority over his court, including authority to provide for divisions, general or specialized, and for appropriate times and places of holding court.

Section 8. Associate Judges

Each Circuit Court shall have such number of Associate Judges as provided by law. Associate Judges shall be appointed by the Circuit Judges in each circuit as the Supreme Court shall provide by rule. In the First Judicial District, unless otherwise provided by law, at least one-fourth of the Associate Judges shall be appointed from, and reside, outside Chicago. The Supreme Court shall provide by rule for matters to be assigned to Associate Judges.

Section 9. Circuit Courts — Jurisdiction

Circuit Courts shall have original jurisdiction of all justiciable matters except when the Supreme Court has original and exclusive jurisdiction relating to redistricting of the General Assembly and to the ability of the Governor to serve or resume office. Circuit Courts shall have such power to review administrative action as provided by law.

Section 10. Terms of Office

The terms of office of Supreme and Appellate Court Judges shall be ten years; of Circuit Judges, six years; and of Associate Judges, four years.

Section 11. Eligibility for Office

No person shall be eligible to be a Judge or Associate Judge unless he is a United States citizen, a licensed attorney-at-law of this State, and a resident of the unit which selects him. No change in the boundaries of a unit shall affect the tenure in office of a Judge or Associate Judge incumbent at the time of such change.

Section 12. Election and Retention

(a) Supreme, Appellate and Circuit Judges shall be nominated at primary elections or by petition. Judges shall be elected at general or judicial elections as the General Assembly shall provide by law. A person eligible for the office of Judge may cause his name to appear on the ballot as a candidate for Judge at the primary and at the general or judicial elections by submitting petitions. The General Assembly shall prescribe by law the requirements for petitions.

(b) The office of a Judge shall be vacant upon his death, resignation, retirement, removal, or upon the conclusion of his term without retention in office. Whenever an additional Appellate or Circuit Judge is authorized by law, the office shall be filled in the manner provided for filling a vacancy in that office.

(c) A vacancy occurring in the office of Supreme, Appellate or Circuit Judge shall be filled as the General Assembly may provide by law. In the absence of a law, vacancies may be filled by appointment by the Supreme Court. A person appointed to fill a vacancy 60 or more

days prior to the next primary election to nominate Judges shall serve until the vacancy is filled for a term at the next general or judicial election. A person appointed to fill a vacancy less than 60 days prior to the next primary election to nominate Judges shall serve until the vacancy is filled at the second general or judicial election following such appointment.

(d) Not less than six months before the general election preceding the expiration of his term of office, a Supreme, Appellate or Circuit Judge who has been elected to that office may file in the office of the Secretary of State a declaration of candidacy to succeed himself. The Secretary of State, not less than 63 days before the election, shall certify the Judges candidacy to the proper election officials. The names of Judges seeking retention shall be submitted to the electors, separately and without party designation, on the sole question whether each Judge shall be retained in office for another term. The retention elections shall be conducted at general elections in the appropriate Judicial District, for Supreme and Appellate Judges, and in the circuit for Circuit Judges. The affirmative vote of three-fifths of the electors voting on the question shall elect the Judge to the office for a term commencing on the first Monday in December following his election.

(e) A law reducing the number of Appellate or Circuit Judges shall be without prejudice to the right of the Judges affected to seek retention in office. A reduction shall become effective when a vacancy occurs in the affected unit.

Section 13. Prohibited Activities

(a) The Supreme Court shall adopt rules of conduct for Judges and Associate Judges.

(b) Judges and Associate Judges shall devote full time to judicial duties. They shall not practice law, hold a position of profit, hold office under the United States or this State or unit of local government or school district or in a political party. Service in the State militia or armed forces of the United States for periods of time permitted by rule of the Supreme Court shall not disqualify a person from serving as a Judge or Associate Judge.

Section 14. Judicial Salaries And Expenses — Fee Officers Eliminated

Judges shall receive salaries provided by law which shall not be diminished to take effect during their terms of office. All salaries and such expenses as may be provided by law shall be paid by the State, except that Appellate, Circuit and Associate Judges shall receive such additional compensation from counties within their district or circuit as may be provided by law. There shall be no fee officers in the judicial system.

Section 15. Retirement — Discipline

(a) The General Assembly may provide by law for the retirement of Judges and Associate Judges at a prescribed age. Any retired Judge or Associate Judge, with his consent, may be assigned by the Supreme Court to judicial service for which he shall receive the applicable compensation in lieu of retirement benefits. A retired Associate Judge may be assigned only as an Associate Judge.

(b) A Judicial Inquiry Board is created. The Supreme Court shall select two Circuit Judges as members and the Governor shall appoint four persons who are not lawyers and three lawyers as members of the Board. No more than two of the lawyers and two of the non-lawyers appointed by the Governor shall be members of the same political party. The terms of Board members shall be four years. A vacancy on the Board shall be filled for a full term in the manner the original appointment was made. No member may serve on the Board more than eight years.

(c) The Board shall be convened permanently, with authority to conduct investigations, receive or initiate complaints concerning a Judge or Associate Judge and file complaints with the Courts Commission. The Board shall not file a complaint unless five members believe that a reasonable basis exists (1) to charge the Judge or Associate Judge with willful misconduct in office, persistent failure to perform his duties, or other conduct that is prejudicial to the administration of justice or that brings the judicial office into disrepute, or (2) to charge that the Judge or Associate Judge is physically or mentally unable to perform his duties. All proceedings of the Board shall be confidential except the filing of a complaint with the Courts Commission. The Board shall prosecute the complaint.

(d) The Board shall adopt rules governing its procedures. It shall have subpoena power and authority to appoint and direct its staff. Members of the Board who are not Judges shall receive per diem compensation and necessary expenses; members who are Judges shall receive necessary expenses only. The General Assembly by law shall appropriate funds for the operation of the Board.

(e) A Courts Commission is created consisting of one Supreme Court Judge selected by that Court, who shall be its chairman, two Appellate Court Judges selected by that Court, and two Circuit Judges selected by the Supreme Court. The Commission shall be convened permanently to hear complaints filed by the Judicial Inquiry Board. The Commission shall have authority after notice and public hearing, (1) to remove from office, suspend without pay, censure or reprimand a Judge or Associate Judge for willful misconduct in office, persistent failure to perform his duties, or other conduct that is prejudicial to the administration of justice or that brings the judicial

office into disrepute, or (2) to suspend, with or without pay, or retire a Judge or Associate Judge who is physically or mentally unable to perform his duties.

(f) The concurrence of three members of the Commission shall be necessary for a decision. The decision of the Commission shall be final.

(g) The Commission shall adopt rules governing its procedures and shall have power to issue subpoenas. The General Assembly shall provide by law for the expenses of the Commission.

Section 16. Administration

General administrative and supervisory authority over all courts is vested in the Supreme Court and shall be exercised by the Chief Justice in accordance with its rules. The Supreme Court shall appoint an administrative director and staff, who shall serve at its pleasure, to assist the Chief Justice in his duties. The Supreme Court may assign a Judge temporarily to any court and an Associate Judge to serve as an Associate Judge on any Circuit Court. The Supreme Court shall provide by rule for expeditious and inexpensive appeals.

Section 17. Judicial Conference

The Supreme Court shall provide by rule for an annual judicial conference to consider the work of the courts and to suggest improvements in the administration of justice and shall report thereon annually in writing to the General Assembly not later than January 31.

Section 18. Clerks of Courts

(a) The Supreme Court and the Appellate Court Judges of each Judicial District, respectively, shall appoint a clerk and other nonjudicial officers for their Court or District.

(b) The General Assembly shall provide by law for the election, or for the appointment by Circuit Judges, of clerks and other nonjudicial officers of the Circuit Courts and for their terms of office and removal for cause.

(c) The salaries of clerks and other nonjudicial officers shall be as provided by law.

Section 19. State's Attorneys — Selection, Salary

A State's Attorney shall be elected in each county in 1972 and every fourth year thereafter for a four year term. One State's Attorney may be elected to serve two or more counties if the governing boards of such counties so provide and a majority of the electors of each county voting on the issue approve. A person shall not be eligible for the office of State's Attorney unless he is a United States citizen and a licensed attorney-at-law of this State. His salary shall be provided by law.

APPENDIX B

JUDICIAL SALARY STRUCTURE

Supreme Court Justices — \$97,370

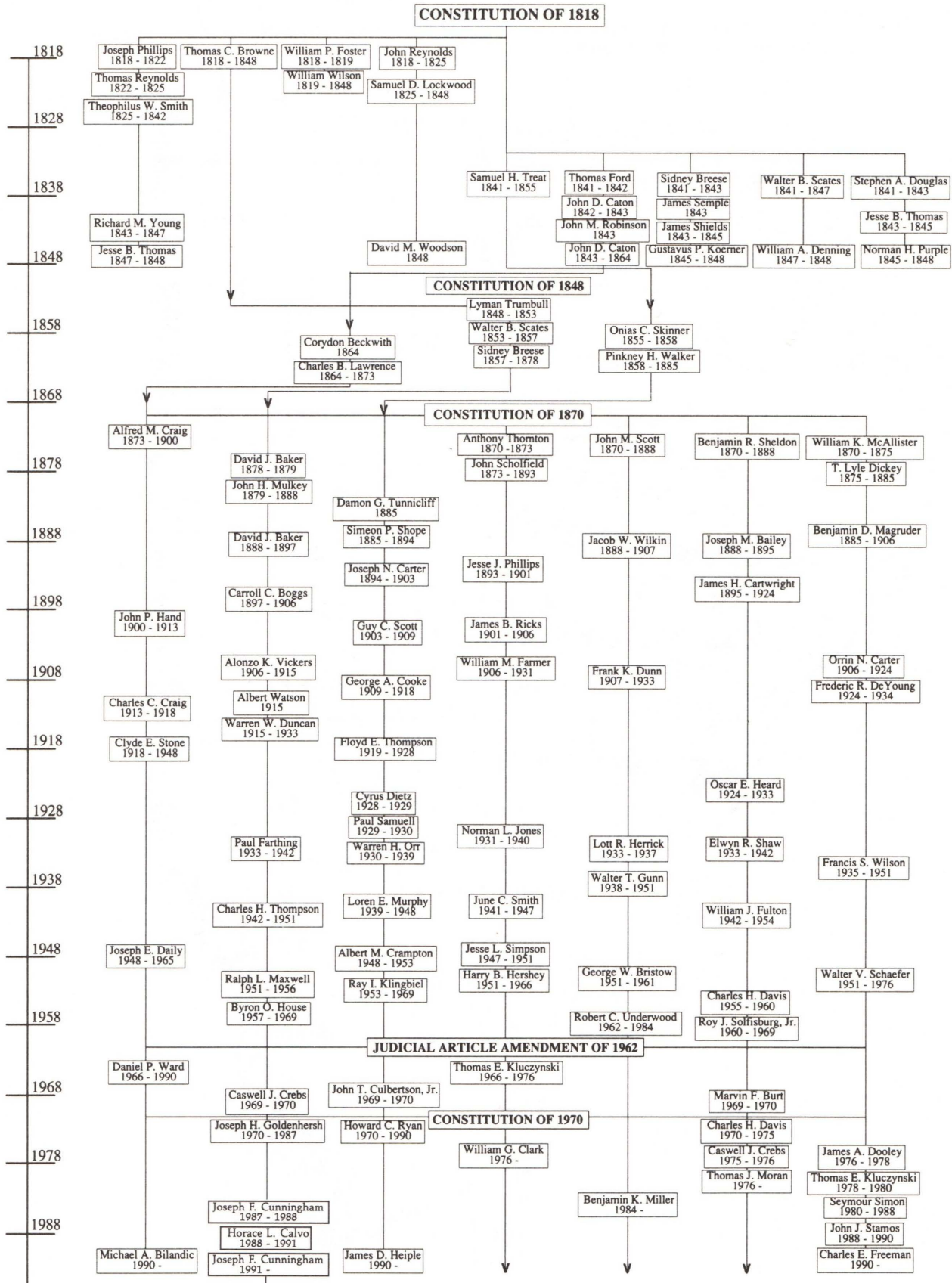
Appellate Court Judges — \$91,642

Circuit Court Judges — \$84,123

Associate Judges — \$78,396

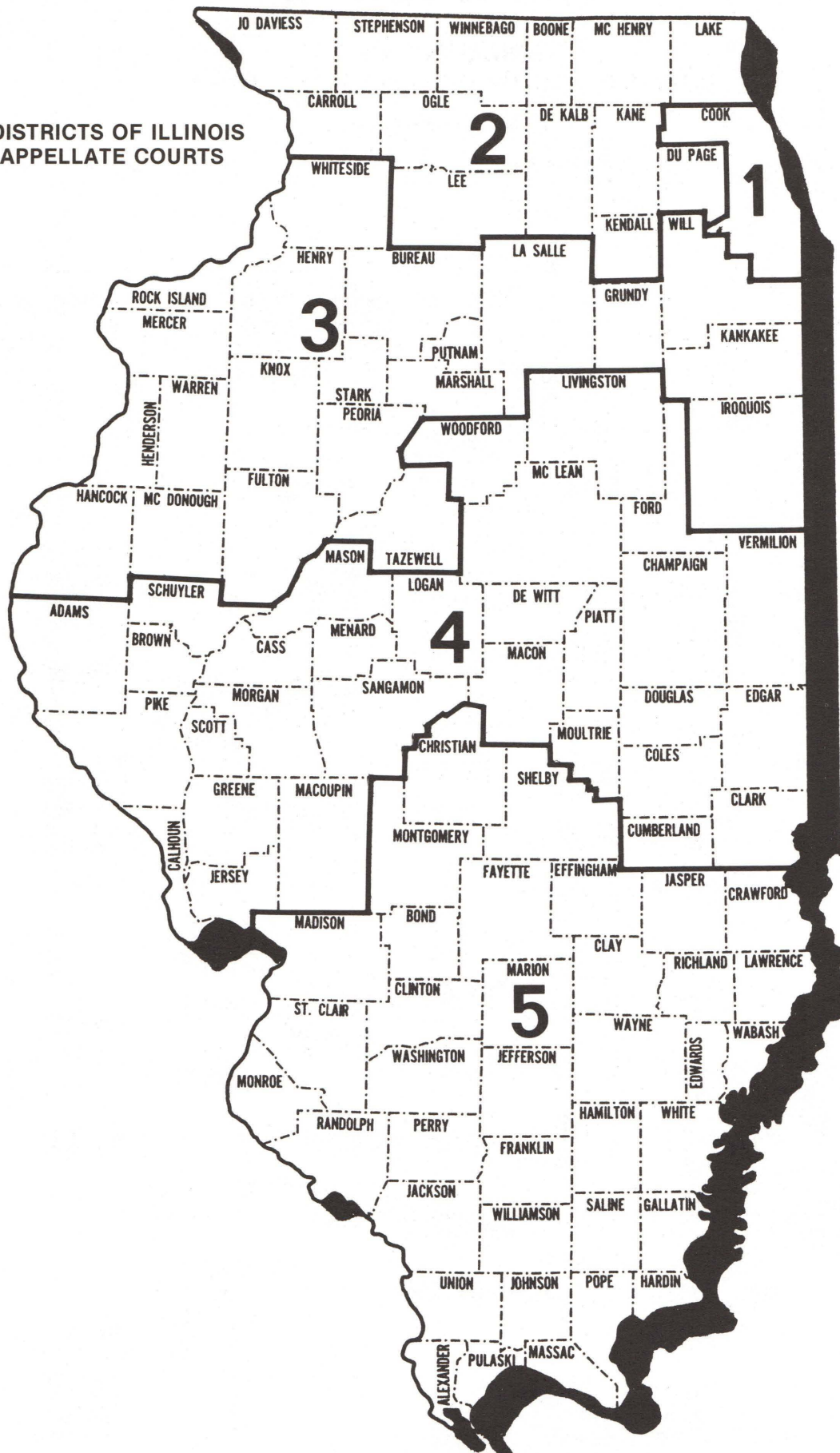
APPENDIX C

GENEALOGY OF JUDGES OF THE ILLINOIS SUPREME COURT

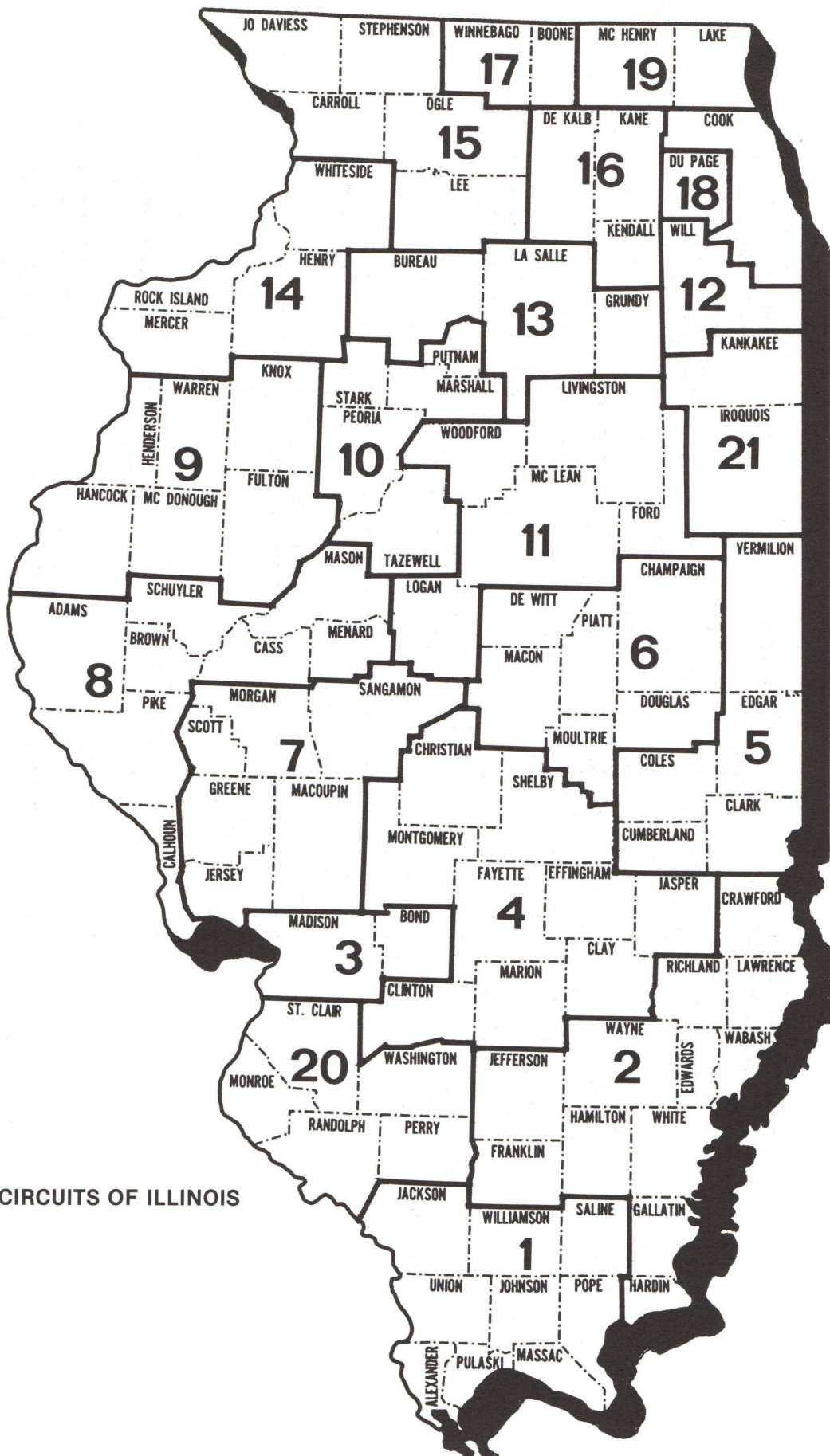


APPENDIX D

THE JUDICIAL DISTRICTS OF ILLINOIS SUPREME AND APPELLATE COURTS



APPENDIX E



JUDICIAL CIRCUITS OF ILLINOIS

