

ADMINISTRATIVE OFFICE

OF THE

ILLINOIS COURTS



SYNOPSIS
of the
1968
ANNUAL REPORT
to the
SUPREME COURT
OF ILLINOIS

ADMINISTRATIVE OFFICE

OF THE

ILLINOIS COURTS



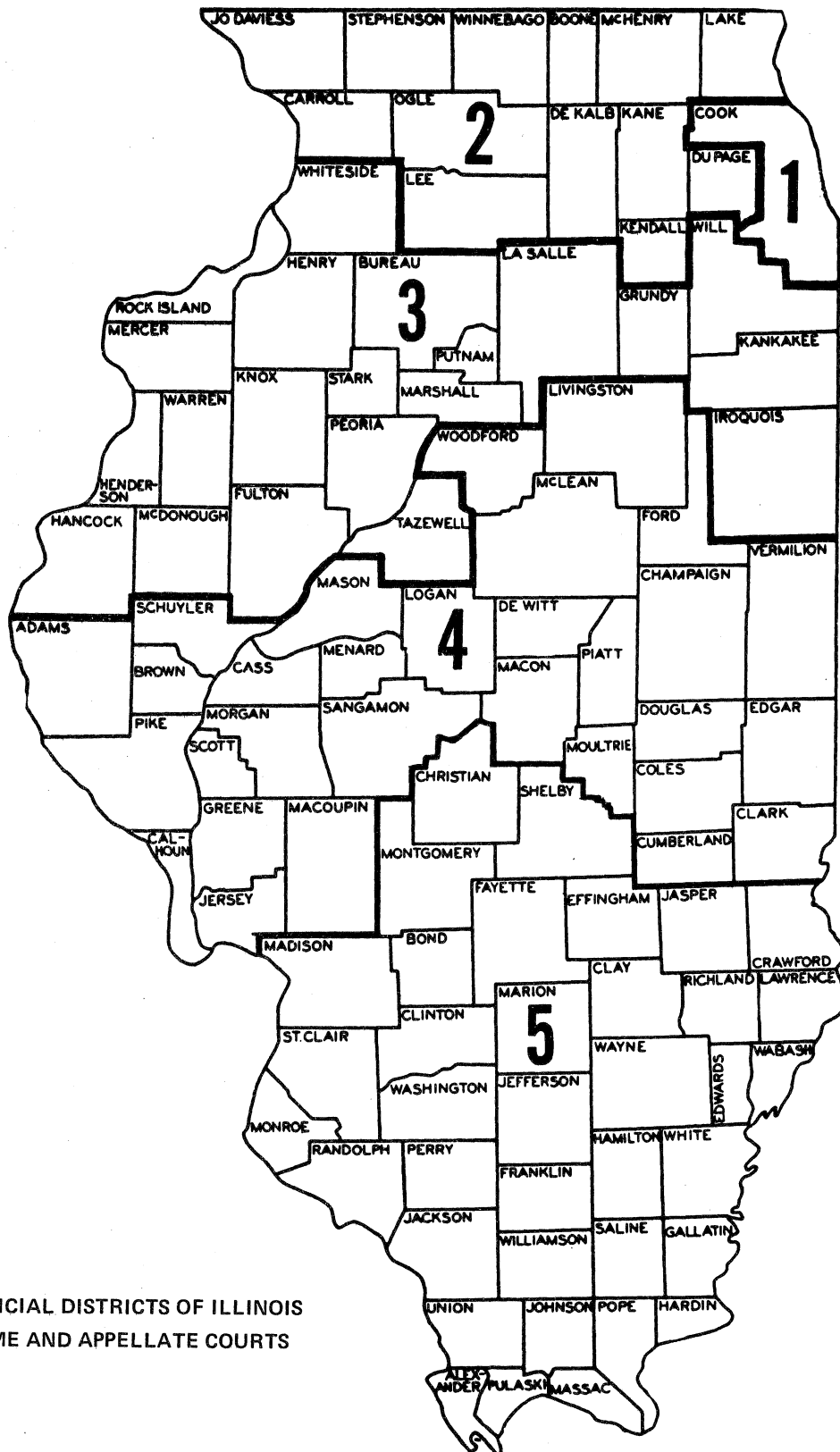
SYNOPSIS
of the
1968
ANNUAL REPORT
to the
SUPREME COURT
OF ILLINOIS

CASE LOADS

AND

STATISTICAL RECORDS

1968



THE JUDICIAL DISTRICTS OF ILLINOIS
SUPREME AND APPELLATE COURTS

SUPREME COURT OF ILLINOIS

FIRST DISTRICT

Walter V. Schaefer
Chicago, Illinois

Thomas E. Kluczynski
Chicago, Illinois

Daniel P. Ward
Chicago, Illinois

SECOND DISTRICT

Roy J. Solfisburg, Jr.
Aurora, Illinois

THIRD DISTRICT

Ray I. Klingbiel
East Moline, Illinois

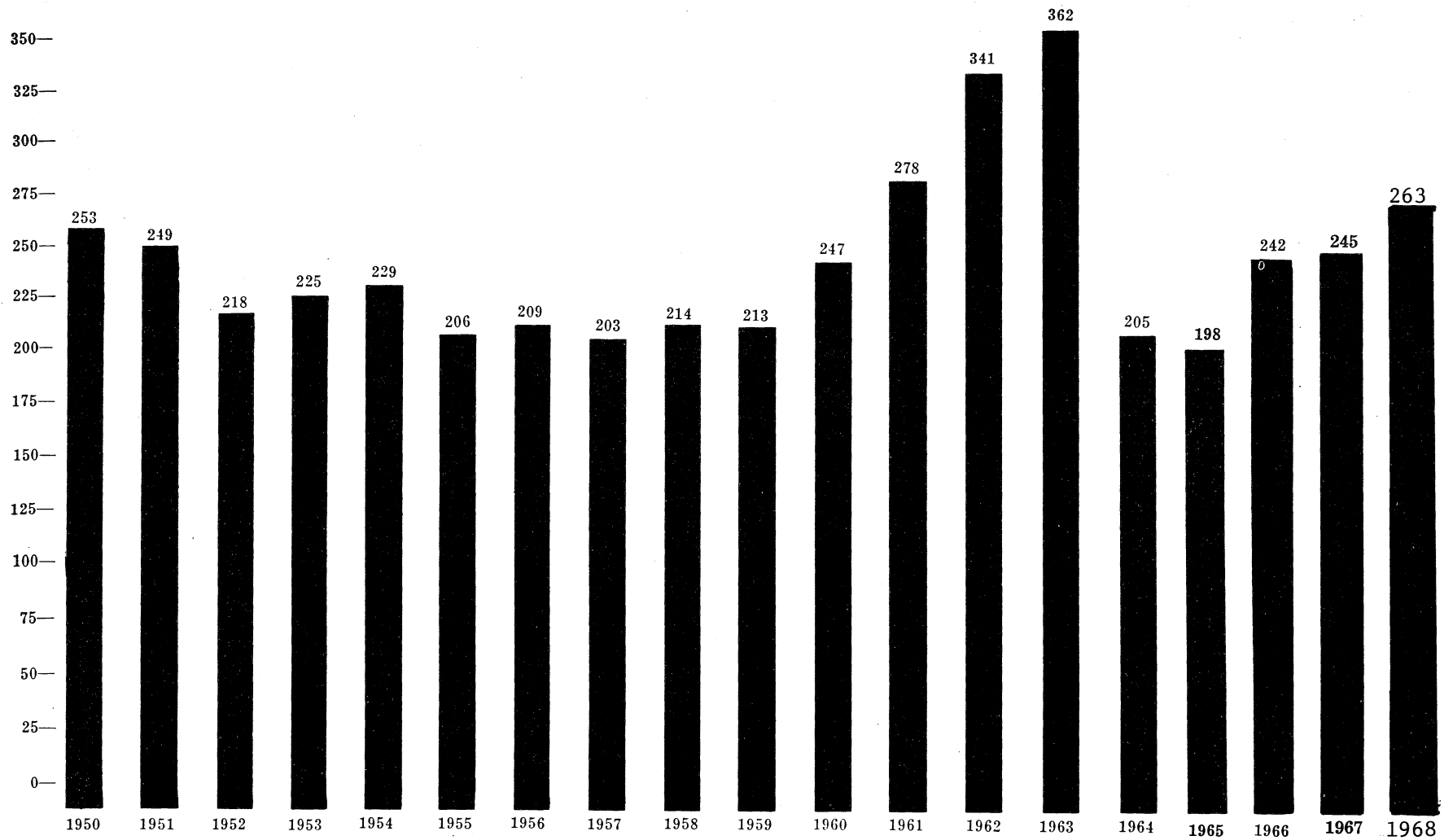
FOURTH DISTRICT

Robert C. Underwood
Bloomington, Illinois

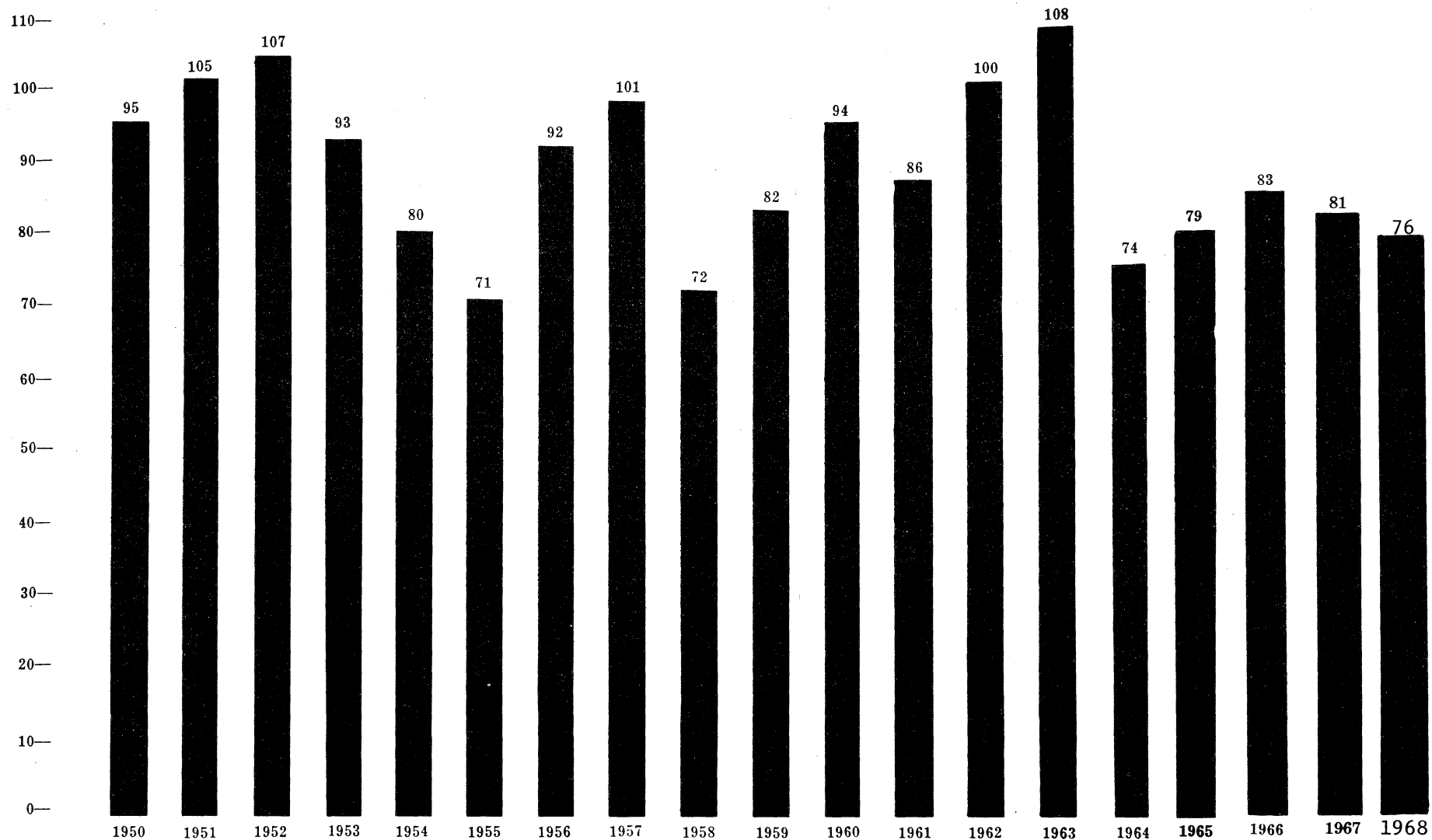
FIFTH DISTRICT

Bryon O. House
Nashville, Illinois

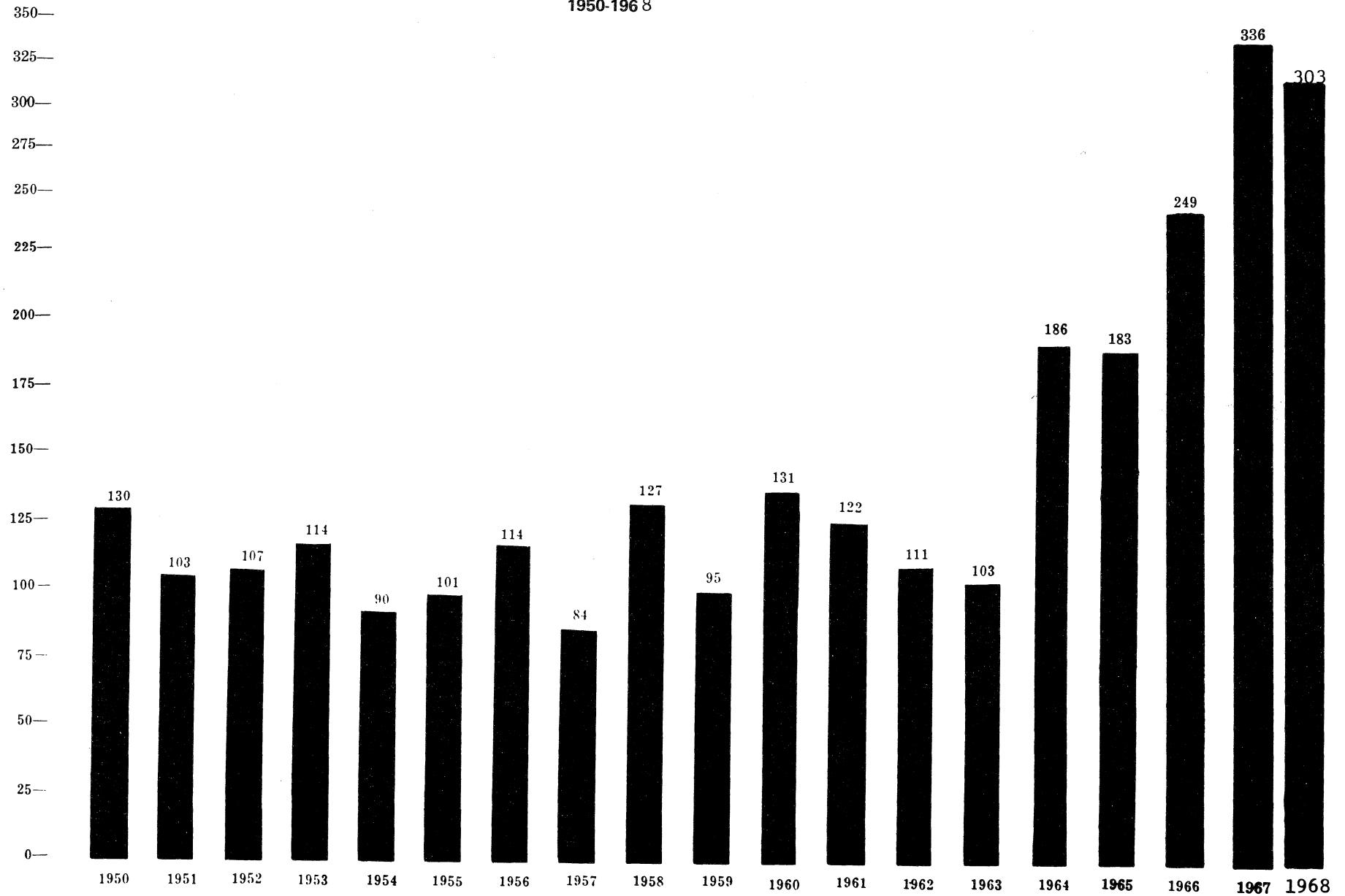
**SUPREME COURT OF ILLINOIS
NUMBER OF CASES DECIDED WITH FULL OPINIONS
1950-1968**



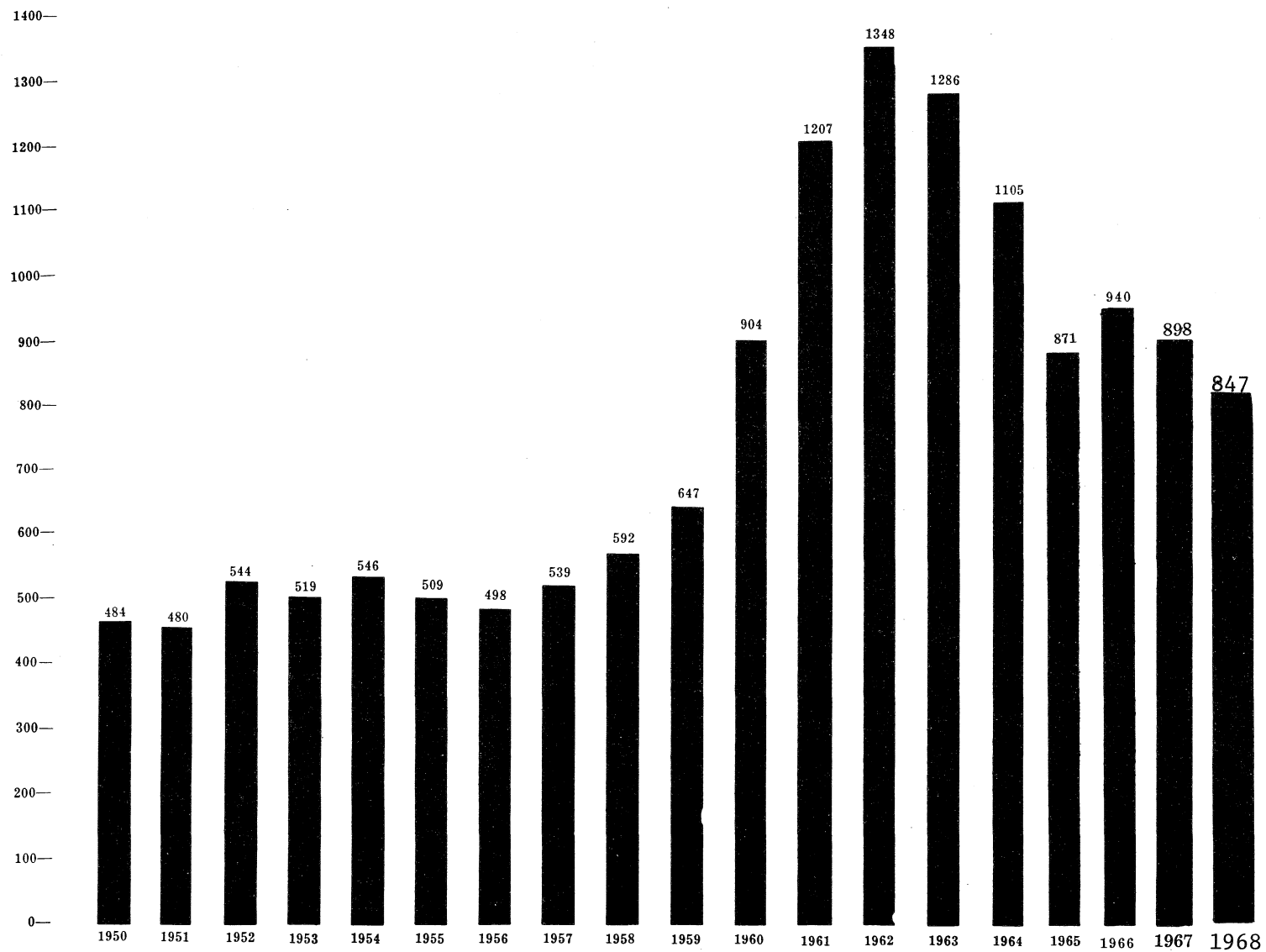
**SUPREME COURT OF ILLINOIS
NUMBER OF PETITIONS FOR REHEARING
1950-1968**



**SUPREME COURT OF ILLINOIS
NUMBER OF PETITIONS FOR LEAVE TO APPEAL
1950-1968**



SUPREME COURT OF ILLINOIS
NUMBER OF MOTIONS DISPOSED OF
1950-1968



APPELLATE COURT OF ILLINOIS

FIRST DISTRICT

First Division

Thaddeus V. Adesko, Presiding Justice
Henry L. Burman
Arthur J. Murphy

Second Division

John J. Lyons, Presiding Justice
Joseph Burke
John J. Stamos (Elected November 5, 1968)

Third Division

Arthur A. Sullivan, Presiding Justice
John T. Dempsey
Ulysses S. Schwartz

Fourth Division

Joseph J. Drucker, Presiding Justice
Robert E. English
John V. McCormick

SECOND DISTRICT

Thomas J. Moran, Presiding Justice
Mel Abrahamson
Charles H. Davis

THIRD DISTRICT

Jay J. Alloy, Presiding Justice
Howard C. Ryan (Elected November 5, 1968)
Allan L. Stouder

FOURTH DISTRICT

Harold F. Trapp, Presiding Justice
James C. Craven
Samuel O. Smith

FIFTH DISTRICT

Joseph H. Goldenhersh, Presiding Justice
Edward C. Eberspacher
George J. Moran

THE TREND OF CIVIL CASES
IN THE APPELLATE COURT DURING 1968

APPELLATE DISTRICT		No. of Cases Pending 1-1-68	No. of Cases Filed During 1968	No. of Cases Disposed of During 1968	No. of Cases Pending 12-31-68	Gain or Loss in Currency	
						Gain	Loss
FIRST	Civil	657	520	483	696 ^{1/}		19
	Criminal	465	383	319	535 ^{2/}		70
SECOND	Civil	61	141	123	79		18
	Criminal	23	59	42	40		17
THIRD	Civil	60	84	91	53	7	
	Criminal	36 ^{3/}	27	40	23	13	
FOURTH	Civil	56	96	75	77		21
	Criminal	26	49	25	50		24
FIFTH	Civil	57	113 ^{4/}	86	84 ^{5/}		27
	Criminal	22	32 ^{6/}	29	25 ^{5/}		3
TOTAL	Civil	891	954	858	989		98
	Criminal	572	550	455	673		101

- ^{1/} One case previously dismissed was reinstated and one case remanded by Supreme Court for further proceedings.
- ^{2/} Five cases previously dismissed were reinstated and one case remanded by Supreme Court for further proceedings.
- ^{3/} Figure appears to disagree with 1967 report of 35 pending; however, one opinion was filed in 1967, the case counted on the report, then a re-hearing in 1968 set aside the decision and a new opinion entered in 1968.
- ^{4/} Includes four cases reinstated or remanded by Supreme Court.
- ^{5/} Of these figures only seven civil and one criminal case were ready prior to August 1, 1968.
- ^{6/} Includes two cases reinstated or remanded.

CASES DISPOSED OF IN THE APPELLATE COURT
IN 1968

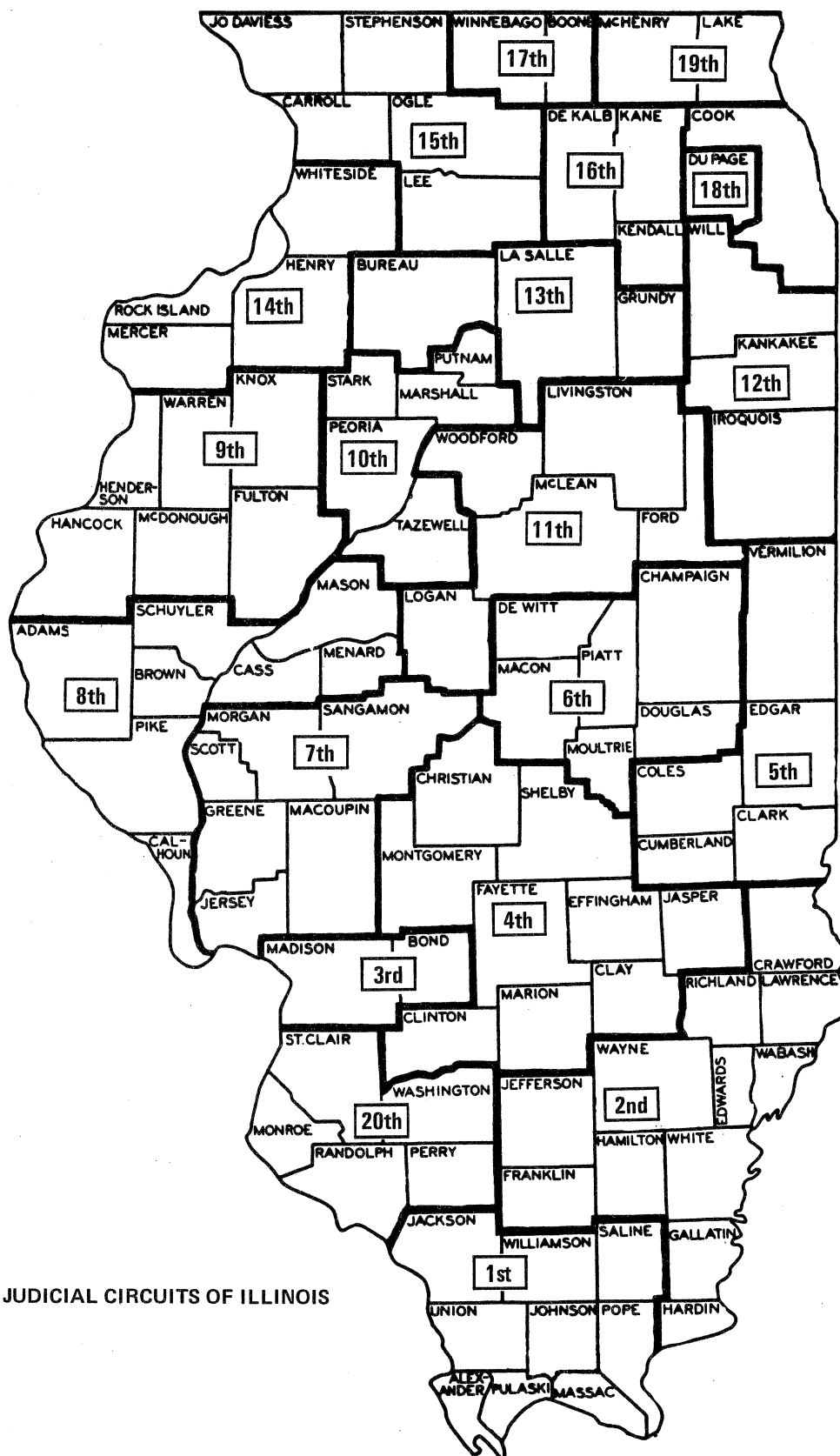
APPELLATE DISTRICT		AFFIRMED	REVERSED	AFFIRMED IN PART	DISMISSED	OTHER DISPOSITIONS
FIRST	Civil	177	140	21	129	16
	Criminal	178	71	17	36	17
SECOND	Civil	56	35	4	2	26
	Criminal	19	7	1	0	15
THIRD	Civil	51	19	4	15	2
	Criminal	20	7	0	9	4
FOURTH	Civil	31	15	4	20	5
	Criminal	15	4	1	5	0
FIFTH	Civil	24	21	6	28	7
	Criminal	9	8	1	2	9
TOTAL	Civil	339	230	39	194	56
	Criminal	241	97	20	52	45

TIME LAPSE BETWEEN DATE OF FILING AND
DATE OF DISPOSITION OF CASES DECIDED
IN THE APPELLATE COURT DURING 1968

APPELLATE DISTRICT		Time Elapsed					
		Under 6 Mos.	6-12 Mos.	1-1 1/2 Years	1-1/2-2 Years	2-3 Years	Over 3 Years
FIRST 483	Civil	61	101	156	108	75	19
	Criminal	34	69	82	94	77	27
SECOND 112	Civil	52	69	2			
	Criminal	19	23				
THIRD 91	Civil	22	49	17	3		
	Criminal	11	15	9	3	2	
FOURTH 42	Civil	28	32	15			
	Criminal	4	9	12			
FIFTH 86	Civil	28	39	13	4		2
	Criminal	11	12	4	2		
TOTAL 868	Civil	191	290	203	115	75	21
	Criminal	79	128	107	99	79	27

TIME ELAPSED BETWEEN DATE BRIEFS WERE
FILED AND DISPOSITION OF CASES DECIDED
IN THE APPELLATE COURT DURING 1968

APPELLATE DISTRICT		Time Elapsed						
		Under 6 Mos.	6-12 Mos.	1-1 1/2 Years	1 1/2-2 Years	2-3 Years	Over 3 Years	
FIRST	Civil	224	192	57	31	14	2	520
	Criminal	172	153	51	6	1		383
SECOND	Civil	91	13	1				105
	Criminal	29	2					31
THIRD	Civil	61	17	4				81
	Criminal	21	3	2				26
FOURTH	Civil	39	35	1				75
	Criminal	6	18	1				25
FIFTH	Civil	47	31	5	1		2	86
	Criminal	23	5		1			29
TOTAL	Civil	462	288	68	32	14	4	862
	Criminal	251	181	54	7	1	0	494



THE JUDICIAL CIRCUITS OF ILLINOIS

RATIO OF CASELOAD PER JUDGE OR MAGISTRATE
IN THE CIRCUIT COURTS OF ILLINOIS DURING 1968

CIRCUIT	NO. OF COUNTIES	POPULA- TION (1960 FEDERAL CENSUS	AREA (Sq. Mi.)	TOTAL NO.OF CASES BEGUN OR REINSTA- TED DURING 1968	NO. OF JUDGES, ASSOCIATE JUDGES AND MAGISTRATES	AVERAGE NO. OF CASES PER JUDGE OR MAGISTRATE
Cook	1	5,129,725	954		247	
1st	9	184,021	3,242	25,847	20	1292.7
2nd	12	211,081	4,796	22,743	18	1263.9
3rd	2	238,749	1,114	33,675	15	2245.0
4th	9	227,447	5,425	25,206	14	1800.6
5th	5	188,068	2,885	24,083	15	1605.8
6th	6	315,784	3,178	47,599	20	2379.1
7th	6	267,494	3,485	33,794	17	1987.1
8th	8	148,888	3,918	18,888	14	1349.2
9th	6	186,560	3,904	22,265	16	1391.9
10th	5	314,889	2,129	47,614	19	2506.0
11th	5	199,059	3,853	37,120	14	2651.6
12th	3	317,242	2,647	52,819	20	2640.1
13th	3	170,744	2,453	23,480	12	1956.8
14th	4	277,344	2,492	51,692	19	2720.1
15th	5	164,390	3,136	30,422	13	2340.2
16th	3	277,500	1,472	60,221	16	3763.1
17th	2	230,091	803	57,298	13	4407.7
18th	1	313,459	331	56,543	16	3533.1
19th	2	377,866	1,068	77,437	19	4075.1
20th	5	340,757	2,652	36,030	21	1715.1
DOWNSTATE TOTAL	101	4,951,433	54,983	784,776	331	2370.3
STATE TOTAL	102	10,081,158	55,937			

THE TREND OF ALL CASES, THE NUMBER OF CIVIL VERDICTS AND
THE AVERAGE DELAY* IN REACHING VERDICT DURING 1968

CIR- CUIT	TOTAL CASES BEGUN OR REINSTATED	TOTAL CASES TERMINATED	CURRENCY		TOTAL NO. OF CIVIL CASES TERMINATED BY VERDICT	AVERAGE TIME ELAPSED*
			GAIN	LOSS		
COOK						
1st	25,847	25,690		157	42	18.5
2nd	22,743	21,654		1,089	19	18.4
3rd	33,675	31,416		2,259	88	23.1
4th	25,206	23,413		1,793	30	22.6
5th	24,083	23,101		982	28	19.4
6th	47,599	43,378		4,221	67	14.0
7th	33,794	33,974	180		170	24.6
8th	18,888	18,202		686	20	18.0
9th	22,265	21,533		741	17	22.1
10th	47,614	46,969		645	56	21.1
11th	37,120	36,369		751	47	16.4
12th	52,819	51,237		1,582	81	31.8
13th	23,480	22,825		655	27	18.4
14th	51,692	51,156		536	43	18.5
15th	30,422	29,835		587	22	12.6
16th	60,221	59,467		754	91	22.5
17th	57,298	56,163		1,135	75	17.5
18th	56,543	63,706	7,163		87	19.8
19th	77,437	75,371		2,066	106	25.8
20th	36,030	36,709	679		95	21.8
TOTAL						

* Average time elapsed (in months) between date of filing and date of verdict.



ADMINISTRATIVE OFFICE OF THE ILLINOIS COURTS

ROY O. GULLEY
DIRECTOR
SUPREME COURT BUILDING
SPRINGFIELD 62706

30 NORTH MICHIGAN AVENUE
CHICAGO 60602

Chicago
May 6, 1969

To the Judges of the Circuit Court of Cook County:

Attached is the Statistical Bulletin for calendar year 1968.

In 1968, the total inventory of pending law cases decreased in both the Law Division and in the Municipal Department. In all other types of cases the inventory of pending cases increased. Specifically, the results were as follows:

Type of Case	Pending 1-1-68	Pending 12-31-68	Inventory	
			Decrease	Increase
Law Jury over \$10,000	45796	42761	3035	
Law Non-Jury over \$10,000	10922	10854	68	
Law Jury \$10,000 and under	17822	16883	939	
Law Non-Jury \$10,000 and under	28714	28695	19	
Chancery	3804	4381		577
Divorce	9619	11843		2224
Felony	2507	2732		225

LAW JURY CASES OVER \$10,000

In 1968, the inventory of pending law jury cases decreased. The inventory reduction occurred this year despite the fact there were fewer terminations than last year, fewer trial judges than last year and fewer verdicts than during any of the past four years. Factors which contributed to the inventory reduction include the terminations achieved during the summer trial and pre-trial programs as well as the decrease in new cases filed. While it should be noted that the reduction in the number of cases begun in recent years has reduced the total inventory of pending cases, that reduction has no effect on the number of older cases waiting to be heard. All of these factors must be considered in analyzing the decreased inventory:

1. The number of new cases begun in the County Department, Law Division has decreased. The following chart shows the number of cases begun (new filings plus cases transferred) for each calendar year since 1964:

Year	1964	1965	1966	1967	1968
Cases Begun	15941	15022	13822	14356	13224

2. The summer trial and pre-trial programs resulted in a substantial number of terminations. The following chart shows the law jury cases terminated during the months of July and August from 1963 through 1968. The effect of the recent summer programs is apparent:

Year	1963	1964	1965	1966	1967	1968
Terminations in July and August	1125	1969	2449	2793	4974	4630

3. The number of law jury cases terminated in the Law Division in 1968, though higher than calendar years 1964, 1965 and 1966, is lower than 1967:

Year	1964	1965	1966	1967	1968
Number of law jury cases terminated	16138	16594	15814	18644	17010

4. The number of substantially full-time law jury trial judges steadily increased from 1963 through 1967 but decreased in 1968:

Year	1963*	1964	1965	1966	1967	1968
Number of substantially full-time law jury trial judges	11	28	28	34	35	31
Number of part-time law jury trial judges (excluding summer trial program)	34	15	14	10	11	12

5. The number of contested verdicts reached in 1968 is lower than the previous four years. The ratio of contested verdicts to total annual terminations has declined to 3.5%:

*Court year September 1962 through June 1963.

Year	1963*	1964	1965	1966	1967	1968
Number of Contested Verdicts in County Department, Law Division	549	713	681	783	778	602
Ration of Contested Verdicts to Terminations	3.9%	4.4%	4.1%	5.0%	4.2%	3.5%

*Court year September 1962 through June 1963

In terms of "acceptable inventory" and "backlog" as of the end of 1968, 21704 or 50.8% of the pending law jury cases are acceptable inventory (not over two years old) and 21057 or 49.2% are backlog inventory (over two years old).

The following chart compares total inventory, acceptable inventory, and backlog inventory over the past five years:

At the end of Calendar Year	Total Inventory	Acceptable Inventory (not over 2 years old)	Backlog Inventory (over 2 years old)
1963	48454 (100%)	24944 (51.5%)	23510 (48.5%)
1964	49292 (100%)	26916 (54.6%)	22376 (45.4%)
1965	48707 (100%)	26747 (54.9%)	21960 (45.1%)
1966	49259 (100%)	23675 (48.1%)	25584 (51.9%)
1967	45796 (100%)	22308 (48.8%)	23488 (51.2%)
1968	42761 (100%)	21704 (50.8%)	21057 (49.2%)

A total of 17010 law jury cases over \$10,000 were terminated in 1968. The following chart shows the year of filing of those cases, the total pending at the start of 1968, the number terminated during 1968, and the total pending at the end of 1968:

Year of Filing	Total Pending at Start of 1968	Total Terminated During 1968	Total Pending at End of 1968
1968	-	3497	10478
1967	11312	86	11226
1966	10996	2687	8309
1965	9137	2262	6875
1964	7676	2524	5152
1963	6467	5788	679
1962	120	114	6
1961	10	7	3
1958-60	78	45	33
TOTAL	45796	17010	42761

Using the time lapse between the date of filing and the date of verdict as the measure of delay, the average delay in the Law Division decreased in 1968:

Year	1963*	1964	1965	1966	1967	1968
Average Delay	62.2 mo.	60.2 mo.	69.5 mo.	64.2 mo.	60.2 mo.	59.6 mo.

* Court year September 1962 through June 1963

LAW JURY CASES \$10,000 AND UNDER
MUNICIPAL DEPARTMENT

The delay in the trial of law jury cases in the suburban districts of the Municipal Department continues to be very low. Though the delay in District 1 (City of Chicago) is quite high (56.4 months) the percentage of backlog inventory is relatively low:

Total cases pending in Municipal District 1 at the end of 1968	14739	(100%)
Acceptable inventory (2 years old or less)	9114	(61.8%)
Backlog inventory (more than 2 years old)	5625	(38.2%)

The trend of decreasing inventory of law jury cases in the Municipal Department continues in 1968. The total cases added, terminated, and pending for the years 1964 through 1968 is as follows:

Years	Total Cases Added	Cases Terminated	Pending at End of Year	Inventory	
				Decrease	Increase
1964	10194	10922	27068	728	
1965	10116	10970	26214	854	
1966	12052	12615	25651	563	
1967	11106	13629	17822*	7829*	
1968	11747	12686	16883	939	

*Adjusted By - 5447 Cases as a Result of a Physical Count

CHANCERY CASES

The inventory of chancery cases increased in 1967 and 1968. Though terminations in 1968 were substantially higher than the terminations of 1967, a sharp increase in the number of cases added resulted in an inventory increase. The cases added and terminated since 1964 are as follows:

Year	Total Cases Added	Total Cases Terminated	Inventory	
			Decrease	Increase
1964	8090	8604	514	
1965	7891	9734	1843	
1966	7793	8642	849	
1967	8245	7681		564
1968	10014	9437		577

DIVORCE CASES

A sharp rise in the number of cases added in 1968 resulted in a sharp increase in the inventory of divorce cases. Specifically:

Year	Total Cases Added	Total Cases Terminated	Inventory	
			Decrease	Increase
1964	19718	20645	927	
1965	20947	20314		633
1966	22623	21717		906
1967	22009	21430		579
1968	24165	21941		2224

FELONY CASES

The number of felony indictments has increased in 1966, 1967 and 1968. Though the number of terminations in 1968 has substantially increased over the terminations of 1967, it was not sufficient to produce a net decrease in the inventory of cases. Specifically:

Year	Total Cases Added	Total Cases Terminated	Inventory	
			Decrease	Increase
1964	4231	4225		6
1965	4163	4079		84
1966	4818	4560		258
1967	5323	4508		815
1968	5809	5584		225

Respectfully submitted,

Carl H. Rolewick

Carl H. Rolewick
Assistant Director

CHR:ms

TREND OF ALL CASES DURING THE CALENDAR YEAR 1968

		PENDING AT START	BEGUN AND REINSTATED	TRANS- FERRED	TOTAL ADDED	TERMINATED	PENDING AT END	INVENTORY	
								DECREASE	INCREASE
LAW OVER \$10,000	JURY	45796 ¹⁾	3268	+ 10707	13975	17010	42761	3035	
	NON JURY	10922 ²⁾	15256	- 10707	4549	4617	10854	68	
LAW \$10,000 AND UNDER	JURY	17822	9098	+ 2649	11747	12686	16883	939	
	NON JURY	28714	89219	- 2648	86571	86590	28695	19	
SMALL CLAIMS		5593	90647	0	90647	89794	6446		853
TAX		11730	76951	0	76951	76449	12232		502
CONDEMNATION		558	198	0	198	65	691		133
MENTAL HEALTH		34	4101	0	4101	3937	198		164
MUNICIPAL CORP.		39	61	0	61	21	79		40
MISC. REMEDIES		905	1032	- 1	1031	882	1054		149
CHANCERY		3804	10014	0	10014	9437	4381		577
DIVORCE		9619	24165	0	24165	21941	11843		2224
FELONY		2507	5809	0	5809	5584	2732		225
TREND TOTAL		138043	329819		329819	329013	138849		806
JUVENILE			73342	0	73342	83734			
PROBATE			11865	0	11865	10821			
MISDEMEANORS AND ORDINANCE VIOLATIONS			222107	0	222107	205599			
TRAFFIC			1130732	0	1130732	1111013			
GRAND TOTAL			1767865		1767865	1740180			

NOTE: ILLINOIS HAS A UNIFIED COURT SYSTEM. THERE IS ONLY ONE STATE TRIAL COURT IN COOK COUNTY -- THE CIRCUIT COURT, A COURT OF GENERAL JURISDICTION. ALL JUSTICIABLE MATTERS, REGARDLESS OF AMOUNT, ARE FILED IN THE CIRCUIT COURT.

STATE OF ILLINOIS
IN THE CIRCUIT COURT OF COOK COUNTY
TREND OF CASES IN THE COUNTY DEPARTMENT DURING THE CALENDAR YEAR 1968

		PENDING AT START	BEGUN AND REINSTATED	TRANS- FERRED	TOTAL ADDED	TERMINATED	PENDING AT END	INVENTORY	
								DECREASE	INCREASE
LAW OVER \$10,000	JURY	45796 ¹⁾	3268	+ 10707	13975	17010	42761	3035	
	NON JURY	10922 ²⁾	15256	- 10707	4549	4617	10854	68	
LAW \$10,000 AND UNDER	JURY								
	NON JURY								
TAX		9807	26487	0	26487	27250	9044	763	
CONDEMNATION		558	198	0	198	65	691		133
MENTAL HEALTH		34	4101	0	4101	3937	198		164
MUNICIPAL CORP.		39	61	0	61	21	79		40
MISC. REMEDIES		899	752	0	752	602	1049		150
CHANCERY		3804	10014	0	10014	9437	4381		577
JUVENILE			21829	0	21829	25470			
DIVORCE		9619	24165	0	24165	21941	11843		2224
PROBATE			11865	0	11865	10821			
FELONY		2507	5809	0	5809	5584	2732		225
MISDEMEANORS		2063	1736	0	1736	1439	2360		297
TOTALS		86048	125541		125541	128194	85992	56	

1) ADJUSTED BY +204 CASES BECAUSE OF PHYSICAL COUNT OF CASES

2) ADJUSTED BY +93 CASES BECAUSE OF PHYSICAL COUNT OF CASES

STATE OF ILLINOIS

IN THE CIRCUIT COURT OF COOK COUNTY

TREND OF CASES IN THE MUNICIPAL DEPARTMENT DURING THE CALENDAR YEAR 1968

		PENDING AT START	BEGUN AND REINSTATED	TRANS- FERRED	TOTAL ADDED	TERMINATED	PENDING AT END	INVENTORY	
								DECREASE	INCREASE
LAW \$10,000 AND UNDER	JURY	17822	9098	+ 2649	11747	12686	16883	939	
	NON JURY	28714	89219	- 2648	86571	86590	28695	19	
SMALL CLAIMS		5593	90647	0	90647	89794	6446		853
TAX		1923	50464	0	50464	49199	3188		1265
MISC. REMEDIES		6	280	- 1	279	280	5	1	
JUVENILE			51513	0	51513	58264			
ORDINANCE VIOLATIONS AND MISDEMEANORS			220371	0	220371	204160			
TRAFFIC			1130732	0	1130732	1111013			
TOTALS		54058	1642324		1642324	1611986	55217		1159

STATE OF ILLINOIS
IN THE CIRCUIT COURT OF COOK COUNTY
ANALYSIS OF ALL VERDICTS REACHED DURING THE CALENDAR YEAR 1968

TOTAL VERDICTS	COUNTY DEPARTMENT				MUNICIPAL DEPARTMENT					
	LAW	CONDEMNATIONS	CHANCERY	COUNTY	DIST. 1	DIST. 2	DIST. 3	DIST. 4	DIST. 5	DIST. 6
1367	758	11	0	0	436	37	13	47	31	34

AN ANALYSIS OF LAW JURY CASES IN THE COUNTY DEPARTMENT, LAW DIVISION, DURING THE CALENDAR YEAR 1968

	LAW JURY CASES ADDED	LAW JURY CASES TERMINATED	TOTAL NUMBER OF LAW VERDICTS REACHED	NUMBER OF CON- TESTED LAW VERDICTS	RATIO OF CON- TESTED VER- DICTS TO TERMINATIONS	NUMBER OF LAW JURY JUDGES	
						SUBSTANTIALLY FULL-TIME	SUBSTANTIALLY PART-TIME
AVERAGE PER MONTH FOR 1965	1334	1382	77	68	4.9%	28	14
AVERAGE PER MONTH FOR 1966	1364	1317	98	78	5.9%	34	10
AVERAGE PER MONTH FOR 1967	1247	1551	79	65	4.2%	35	11
AVERAGE PER MONTH FOR 1968	1164	1417	63	50	3.5%	31	12

With the Clerk's help, we have reviewed all filings, transfers and reinstatements in the Law Division, County Department for the years 1962 through 1968. The Chart on the next page (page 5) showing Age of Pending Law Cases has been revised so that the figure titled "Total Filed" for Law Jury Cases over \$10,000 now reflects only cases newly filed or transferred during each such year. In previous reports "Total Filed" figure included cases reinstated during each year, as well as those newly filed or transferred during each year. The old reporting system made it appear that more cases were filed each year than actually were. A reinstated case was being counted more than once (viz., once when it was filed and once each time it was reinstated).

CIRCUIT COURT OF COOK COUNTY
ANALYSIS OF TIME DELAY OF LAW JURY VERDICTS REACHED DURING CALENDAR YEAR 1968

		County Department	Municipal Department					
		Law Division	District 1	District 2	District 3	District 4	District 5	District 6
TOTAL NUMBER OF VERDICTS REACHED DURING		758	436	37	13	47	31	34
Months elapsed between date of filing and date of verdict	Average	59.6	56.4	19.4	18.4	13.3	16.9	14.7
	Maximum ..	185.9	97.1	31.8	25.4	23.5	34.1	43.0
	Minimum ...	6.3	5.2	9.0	9.9	6.5	6.8	0.7

AGE OF PENDING LAW CASES AS OF DECEMBER 31, 1968

			1958 1960	During 1961	During 1962	During 1963	During 1964	During 1965	During 1966	During 1967	During 1968.	During 1969	TOTALS
Law	JURY	Total Filed		12618	13886	15494	15941	15022	13822	14356	13224		
		Pending	33	3	6	679	5152	6875	8309	11226	10478		42761
		% Terminated ...		99.9	99.9	95.6	67.7	54.2	39.9	21.8	20.8		
Over \$10,000*	Non-Jury	Total Filed		6641	7208	7704	4628	7301	6111	4535	4549		
		Pending	14	0	10	112	461	717	3810	2621	3109		10854
		% Terminated ...		100.0	99.8	98.6	90.0	90.1	37.6	42.2	31.6		

Law \$10 000 and Under**	JURY	Total Filed					11492	10104	12086	11106	11747		
		Pending		0	0	0	147	2207	3392	5227	5910		16883
		% Terminated ...					98.7	78.1	71.9	52.9	49.7		
	Non-Jury	Total Filed					65799	71979	75513	69938	86571		
		Pending		0	0	0	87	370	2570	6828	18840		28695
		% Terminated ...					99.9	99.4	96.5	90.2	78.2		

* Law Division, County Department. The figures shown as law jury and non-jury over \$10,000 for the years 1963 and prior are the combined law jury and non-jury figures of the former Circuit and Superior Courts of Cook County.

** Municipal Department, Districts 1-6.

STATE OF ILLINOIS
IN THE CIRCUIT COURT OF COOK COUNTY

NATURE OF TERMINATION OF CRIMINAL CASES IN THE COUNTY DEPARTMENT, CRIMINAL DIVISION DURING CALENDAR YEAR 1968

ACTUAL NUMBER OF DEFENDANTS IN CASES DISPOSED OF = 5872

NOT CONVICTED	2680	CONVICTED AND SENTENCED	3192	TYPE OF SENTENCE	
DISMISSED	2227*	PLEAS OF GUILTY	2654	IMPRISONMENT	1934
ACQUITTED BY COURT	356	CONVICTED BY COURT	302	PROBATION	1038
ACQUITTED BY JURY	97	CONVICTED BY JURY	236	FINE ONLY	220

* INCLUDES: STRICKEN OFF WITH LEAVE TO REINSTATE 1707
NOLLE PROSSED 441
OTHERS 79

REPORT ON PROBATE PROCEEDINGS IN THE COUNTY DEPARTMENT, PROBATE DIVISION DURING CALENDAR YEAR 1968

	DECEDENT	ESTATES	GUARDIANSHIPS	CONSERVATORSHIPS	TOTAL
NUMBER OF CASES BEGUN DURING MONTH	8287	2112	1466		11865
NUMBER OF CASES TERMINATED DURING MONTH	7089	2852	850		10791

STATE OF ILLINOIS
IN THE CIRCUIT COURT OF COOK COUNTY
CHILDREN REFERRED TO THE COUNTY DEPARTMENT, JUVENILE DIVISION, DURING THE CALENDAR YEAR 1968

DELINQUENTS	DEPENDENTS	TRUANTS	VICTIM OF DELIN- QUENT OR CRIMINAL OFFENSE	VICTIM OF NEGLECT	OTHER	REACTIVATED CASES	TOTAL
10859	2046	4888	4	2131	847	0	20775

INITIAL ACTION TAKEN ON CASES REFERRED TO THE COUNTY DEPARTMENT, JUVENILE DIVISION DURING THE CALENDAR YEAR 1968

ADJUSTED	SOCIAL INVESTIGATION ORDERED	PETITION RECOMMENDED	TOTAL
2567	776	17722	21065

CASES ADJUSTED IN THE COUNTY DEPARTMENT, JUVENILE DIVISION DURING THE CALENDAR YEAR 1968

	DEPENDENTS	DELINQUENTS	MINORS IN NEED OF SUPERVISION	MENTAL DEFICIENTS	OTHERS	TOTAL
BY THE PROBATION STAFF	285	38	0	0	131	454
BY THE COMPLAINT UNIT STAFF	965	406	740	0	456	2567
TOTAL	1250	444	740	0	587	3021

NATURE OF PETITIONS DISPOSED OF IN THE COUNTY DEPARTMENT, JUVENILE DIVISION DURING THE CALENDAR YEAR 1968

PETITIONS	CONTINUED GENERALLY	CASES CLOSED	GUARDIAN APPOINTED WITH RIGHT TO CON- SENT TO ADOPTION	GUARDIAN APPOINT- ED WITH RIGHT TO PLACE	PROBATION	INSTITUTIONAL COMMITMENTS	TOTAL
10652	5788	6582	228	2557	4063	2411	32281

STATE OF ILLINOIS

IN THE CIRCUIT COURT OF COOK COUNTY

TREND OF CASES IN THE COUNTY DEPARTMENT, COUNTY DIVISION DURING THE CALENDAR YEAR 1968

	PENDING AT BEGINNING OF MONTH	CASES FILED OR REINSTATED	TRANS- FERRED DURING	CASES TERMINATED DURING MONTH	TOTAL CASES PENDING AT END OF MONTH
TAX CASES					
SPECIAL ASSESSMENTS - CHICAGO	61	219	0	242	38
SPECIAL ASSESSMENTS - SUBURBAN	72	135	0	118	89
TAX DEEDS	5775	1767	0	3884	3658
SCAVENGER TAX DEEDS	1430	3794	0	2881	2343
INHERITANCE TAX RETURNS		6631	0	6631	
INHERITANCE TAX ASSESSMENTS	35	50	0	0	85
PETITIONS FOR TAX REFUNDS	8	36	0	0	44
TAX OBJECTIONS	225	0	0	0	225
CONDEMNATIONS	11	8	0	8	11
OTHER TAX CASES		446	0	446	
ADOPTION CASES					
RELATED	118	1111	0	1228	1
AGENCY	3	1271	0	1270	4
PRIVATE PLACEMENT	65	1725	0	1567	223
MENTAL HEALTH PROCEDURES					
PETITIONS FOR COMMITMENT					
ADULTS	19	3868	0	3704	183
MINORS	0	0	0	0	0
PETITIONS FOR RESTORATION					
ADULTS		233	0	233	
MINORS		0	0	0	
PETITIONS FOR DISCHARGE	0	0	0	0	0
SUPPORT	15	0	0	0	15
MUNICIPAL CORPORATIONS					
PETITION TO ORGANIZE	7	7	0	0	14
ANNEXN'S, DISCN'S, DISSOL'S	23	20	0	5	38
LOCAL OPTIONS & PROPOSITIONS	4	0	0	0	4
ELECTION CONTESTS	5	18	0	0	23
FRAUD		26	0	26	
RECIPROCAL NON SUPPORT					
ORIGINATING IN COOK COUNTY	0	458	0	18	440
ORIGINATING OUTSIDE COOK CO.	2042	1250	0	1385	1907
SERVED IN COOK COUNTY	21	16		24	13

IN THE CIRCUIT COURT OF COOK COUNTY
MUNICIPAL DEPARTMENT, DISTRICTS 1-6

NATURE OF TERMINATION OF CRIMINAL, ORDINANCE AND TRAFFIC CASES DURING THE CALENDAR YEAR 1968

METHOD OF TERMINATION OR DISPOSITION	PRELIMINARY HEARINGS		MISDEMEANORS & ORD. VIOL'NS		TRAFFIC	
	DISTRICT 1	DISTRICTS 2-6	DISTRICT 1	DISTRICTS 2-6	DISTRICT 1	DISTRICTS 2-6
1. FINE			24698	3766	459036	242998
2. FINE & JAIL SENTENCE OR PROBATION					6817	3993
3. HOUSE OF CORRECTION			8874	239		
4. COUNTY JAIL			663	269		
5. PROBATION			5757	835		
6. STATE INSTITUTIONS			936	164		
7. TRANSFERRED TO CRIMINAL DIVISION	3435	399	0	13		
8. ORDERED TO PAY			4033	34		
9. DISMISSED ON PAY'T OF COURT COSTS					0	0
10. EX PARTE, SATISFIED					0	0
11. EX PARTE, EXECUTION TO ISSUE					0	0
12. FINE AND COSTS SUSPENDED					1524	353
13. DISCHARGED	3112	119	27390	5187	134892	51777
14. D.W.P.	1237	152	29614	2754	125543	14195
15. LEAVE TO FILE DENIED	2172	13	89098	100	693	277
16. LEAVE TO FILE DENIED -NO NUMBER	0	0	0	0		
17. NON-SUIT	169	0	13308	220	16732	9185
18. NOLLE PROSEQUI	2194	480	11778	918	16007	10414
19. STRICKEN OFF -LEAVE TO REINSTATE	2041	491	12785	2148	4276	12301
20. OTHER	36	0	697	96	0	0
TOTAL	14396	1654	229631	16743	765520	345493



ADMINISTRATIVE OFFICE OF THE ILLINOIS COURTS

Chicago - June 9, 1969

ROY O. GULLEY
DIRECTOR

SUPREME COURT BUILDING
SPRINGFIELD 62706

30 NORTH MICHIGAN AVENUE
CHICAGO 60602

To the Judges of the Circuit Court of Cook County:

Attached is the 1968 Special Bulletin containing comparative monthly statistics of the Circuit Court of Cook County and an analysis of the processing of law jury cases in the County Department of the Circuit Court during calendar year 1968. Similar reports covering earlier periods appear in Bulletins dated April 5, 1965, July 1, 1966, May 22, 1967 and May 28, 1968.

These Special Bulletins focus attention on the processing of law jury cases in the County Department.

Your attention is directed to three aspects of these analyses - - the average number of verdicts, the average number of cases processed and the average number of jury half days for the substantially full-time law jury trial judges:

	Average No. of Contested Verdicts per Judge	Average No. of Cases Processed per Judge	Average No. of Jury Days per Judge
Calendar Year 1964	22.6	131.6	116.2
Calendar Year 1965	21.1	118.8	110.6
Calendar Year 1966	19.4	113.3	109.2
Calendar Year 1967	17.7	118.2	103.6
Calendar Year 1968	16.3	119.1	90.0

Though the average number of cases processed per substantially full-time law jury judge increased slightly in 1968, the average number of contested verdicts and jury days continue their disappointing downward trend.

Very truly yours,

Carl H. Rolewick
Assistant Director

TREND OF ALL CASES DURING THE CALENDAR YEAR 1968

		PENDING AT START	BEGUN AND REINSTATED	TRANS- FERRED	TOTAL ADDED	TERMINATED	PENDING AT END	INVENTORY	
								DECREASE	INCREASE
LAW OVER \$10,000	JURY	45796	3268	+ 10707	13975	17010	42761	3035	
	NON JURY	10922	15256	- 10707	4549	4617	10854	68	
LAW \$10,000 AND UNDER	JURY	17822	9098	+ 2649	11747	12686	16883	939	
	NON JURY	28714	89219	- 2648	86571	86590	28695	19	
SMALL CLAIMS		5593	90647	0	90647	89794	6446		853
TAX		11730	76951	0	76951	76449	12232		502
CONDEMNATION		558	198	0	198	65	691		133
MENTAL HEALTH		34	4101	0	4101	3937	198		164
MUNICIPAL CORP.		39	61	0	61	21	79		40
MISC. REMEDIES		905	1032	- 1	1031	882	1054		149
CHANCERY		3804	10014	0	10014	9437	4381		577
DIVORCE		9619	24165	0	24165	21941	11843		2224
FELONY		2507	5809	0	5809	5584	2732		225
TREND TOTAL		138043	329819		329819	329013	138849		806
JUVENILE			73342	0	73342	83734			
PROBATE			11865	0	11865	10821			
MISDEMEANORS AND ORDINANCE VIOLATIONS			222107	0	222107	205599			
TRAFFIC			1130732	0	1130732	1111013			
GRAND TOTAL			1767865		1767865	1740180			

NOTE: ILLINOIS HAS A UNIFIED COURT SYSTEM. THERE IS ONLY ONE STATE TRIAL COURT IN COOK COUNTY -- THE CIRCUIT COURT, A COURT OF GENERAL JURISDICTION. ALL JUSTICIABLE MATTERS, REGARDLESS OF AMOUNT, ARE FILED IN THE CIRCUIT COURT.

CIRCUIT COURT OF COOK COUNTY

LISTING OF CASES ADDED AND TERMINATED EACH MONTH DURING CALENDAR YEAR 1968

		PENDING AT END OF 1967	JANUARY		FEBRUARY		MARCH		APRIL		MAY		JUNE	
			TOTAL ADDED	TOTAL TERMINATED	TOTAL ADDED	TOTAL TERMINATED	TOTAL ADDED	TOTAL TERMINATED	TOTAL ADDED	TOTAL TERMINATED	TOTAL ADDED	TOTAL TERMINATED	TOTAL ADDED	TOTAL TERMINATED
LAW OVER \$10,000	JURY	45796	1141	1480	1305	1411	1248	1435	1194	1408	1254	1302	1085	1130
	NON-JURY	10922	515	451	256	493	335	338	374	388	334	440	294	399
LAW \$10,000 & UNDER	JURY	17822	740	651	902	848	833	1648	789	770	836	1212	1408	879
	NON-JURY	28714	5344	5489	7027	8133	6972	5989	8633	8997	8824	9890	5872	7171
SMALL CLAIMS		5593	8278	8286	6620	6665	6124	6381	6086	6025	7672	7562	7276	7474
TAX		11730	7923	7119	8701	4624	10700	6917	9278	7214	8039	8646	6765	7415
CONDEMNATION		558	11	0	9	6	12	6	13	4	19	8	25	12
MENTAL HEALTH		34	370	369	336	295	424	387	327	318	352	344	353	346
MUNICIPAL CORPS.		39	1	1	7	4	15	8	10	2	0	0	2	1
MISC. REMEDIES		905	77	85	91	83	85	78	76	72	87	71	84	79
CHANCERY		3804	891	781	871	603	824	761	799	765	909	1020	794	681
DIVORCE		9619	1846	1931	2102	1573	1989	1522	1905	1831	2234	2238	1981	2004
FELONY		2507	584	468	428	457	476	532	497	579	603	422	489	489
JUVENILE		x	5585	6694	5075	5869	5483	6959	6173	7211	6954	8555	6537	7115
PROBATE		x	1298	864	1024	930	1015	1122	956	829	960	830	965	716
MISDEMEANORS & ORDINANCE VIOL'S.		x	17611	16428	17029	14704	17790	17942	16573	16940	19250	18833	19723	16748
TRAFFIC		x	86477	93870	95097	79441	91087	100695	87241	92692	91427	92902	87735	86724
TOTALS		138043	138692	144967	146880	126139	145412	152720	140924	146045	149754	154275	141388	139383

NOTE: ILLINOIS HAS A UNIFIED TRIAL COURT SYSTEM. THERE IS ONLY ONE STATE TRIAL COURT IN COOK COUNTY - THE CIRCUIT COURT, A COURT OF GENERAL JURISDICTION. ALL JUSTICIABLE MATTERS, REGARDLESS OF TYPE OR AMOUNT, ARE FILED IN THE CIRCUIT COURT.

CIRCUIT COURT OF COOK COUNTY

LISTING OF CASES ADDED AND TERMINATED EACH MONTH DURING CALENDAR YEAR 1968

		JULY		AUGUST		SEPTEMBER		OCTOBER		NOVEMBER		DECEMBER		PENDING AT END OF 1968
		TOTAL ADDED	TOTAL TERMINATED	TOTAL ADDED	TOTAL TERMINATED	TOTAL ADDED	TOTAL TERMINATED	TOTAL ADDED	TOTAL TERMINATED	TOTAL ADDED	TOTAL TERMINATED	TOTAL ADDED	TOTAL TERMINATED	
LAW OVER \$10,000	JURY	1170	2262	1123	2368	1030	1083	1133	1314	1048	871	1244	946	42761
	NON-JURY	429	272	343	314	416	266	437	465	420	401	396	390	10854
LAW \$10,000 & UNDER	JURY	876	1354	863	946	1919	682	932	1828	922	1005	727	863	16883
	NON-JURY	7788	8018	6424	6454	7503	6940	7893	5777	7438	7402	6853	6330	28695
SMALL CLAIMS		7851	8019	8127	8238	7887	7857	9166	7631	7918	7867	7642	7789	6446
TAX		7812	7746	7578	7859	4436	5118	1375	6617	1652	3935	2692	3239	12232
CONDEMNATION		20	5	27	2	20	7	18	7	11	5	13	3	691
MENTAL HEALTH		365	358	301	286	317	311	348	335	285	279	323	309	198
MUNICIPAL CORPS.		6	1	1	0	4	0	2	0	3	1	10	3	79
MISC. REMEDIES		99	67	82	78	79	45	100	96	87	61	84	67	1054
CHANCERY		1149	782	879	585	716	599	700	714	703	1118	779	1028	4381
DIVORCE		2262	2039	2142	2074	1983	1591	2344	2071	1907	1570	1470	1497	11843
FELONY		558	453	366	426	461	416	434	466	426	408	487	468	2732
JUVENILE		7854	7906	6657	6896	6229	7605	6437	6160	5093	6796	5265	5968	
PROBATE		1020	911	972	906	917	939	1028	973	859	952	851	849	
MISDEMEANORS & ORDINANCE VIOL'S.		22140	19450	21247	16845	19120	20997	18697	14499	16883	16900	16044	15313	
TRAFFIC		104402	96634	94575	75496	84591	100802	103344	98302	86393	93117	118363	100338	
TOTALS		165801	156277	151707	129773	137628	155258	154388	147255	132048	142688	163243	145400	138849

NOTE: ILLINOIS HAS A UNIFIED TRIAL COURT SYSTEM. THERE IS ONLY ONE STATE TRIAL COURT IN COOK COUNTY - THE CIRCUIT COURT, A COURT OF GENERAL JURISDICTION. ALL JUSTICIABLE MATTERS, REGARDLESS OF TYPE OR AMOUNT, ARE FILED IN THE CIRCUIT COURT.

STATEMENT OF TOTAL LAW JURY CASES TERMINATED AS REPORTED BY THE CLERK OF THE
CIRCUIT COURT OF COOK COUNTY, COUNTY DEPARTMENT, LAW DIVISION
DURING CALENDAR YEAR 1968

DURING CALENDAR YEAR 1968, THE LAW DIVISION OF THE COUNTY DEPARTMENT OF THE CIRCUIT COURT OF COOK COUNTY TERMINATED 17010 LAW JURY CASES WHICH WERE CREDITED BY THE CLERK AS FOLLOWS:

- I. TO THE ASSIGNMENT JUDGE (JUDGE WARD) - - - - - 6626

- II. TO THE MOTION JUDGES (JUDGES BRUSSELL, BUA, HALLETT AND SCHWARTZ) - - - - - 592

- III. TO THE PRE-TRIAL JUDGES (JUDGE BICEK, COURTNEY, Cwiklinski, FELT, HALL, MELANIPHY, R.B. PORTER AND E.G. SCHULTZ - - - - 1798

- IV. TO THE JUDGES WHO PARTICIPATED IN THE SUMMER PRE-TRIAL PROGRAM AS FOLLOWS:
 - A) TO THE 34 JUDGES OF COOK COUNTY (JUDGES BARRETT, BARRY, BARTH, BRAUDE, CANEL, CAREY, CROWLEY, DALY, DIERINGER, FIEDLER, FINNEGAN, J. C. FITZGERALD, T. H. FITZGERALD, GEROULIS, HAREWOOD, HERSHENSON, HOLMGREN, KOWALSKI, LANDESMAN, LEFKOVITZ, MATKOVIC, McAULIFFE, MCKINLAY, MORAN, NASH, NELSON, PASCHEN, PORTER, QUILICI, ROBERTS, SORRENTINO, STEFANOWICZ, TUCKER AND W. S. WHITE) - - - - 3282

 - B) TO THE 8 JUDGES ON ASSIGNMENT FROM CIRCUITS OUTSIDE OF COOK COUNTY (JUDGES BERKOWITZ, CLARK, GREEN, LEWIS, MARTIN, MICHAELREE, MORGAN AND H. L. WHITE) - - - - - 202

- V. TO THE LAW JURY TRIAL JUDGES AS FOLLOWS:
 - A) TO THE 30 JUDGES (JUDGES BARRETT, BARRY, BARTH, BRAUDE, BUTLER, CANEL, CAREY, CORWLEY, DALY, DIERINGER, FIEDLER, FINNEGAN, J. C. FITZGERALD, T. H. FITZGERALD, GEROULIS, HERSHENSON, HOLMGREN, KOWALSKI, LEFKOVITZ, McAULIFFE, MORAN, NELSON, PASCHEN, PORTER, QUILICI, ROBERTS, SORRENTINO, STEFANOWICZ AND TUCKER) WHOSE SERVICE IN THE LAW JURY DIVISION WAS NOT SUBSTANTIALLY INTERRUPTED BY OTHER JUDICIAL DUTIES OR ILLNESS DURING THE ENTIRE PERIOD - - - - - 3407

 - B) TO THE 11 JUDGES (JUDGES COURTNEY, DOUGHERTY, DOWNING, GOLDBERG, GOLDSTEIN, LANDESMAN, MCKINLAY, McMILLEN, MORRISSEY, NASH, AND W. S. WHITE) WHOSE SERVICE IN THE LAW JURY DIVISION WAS LIMITED BY OTHER JUDICIAL DUTIES, ASSIGNMENTS AND ILLNESS DURING THE ENTIRE PERIOD - - - - 410

 - C) TO THE 52 JUDGES ON ASSIGNMENT FROM CIRCUITS OUTSIDE OF COOK COUNTY (JUDGES CHAMBERLAIN, CREBS, DAILY, DENNIS, EDIE, FOSTER, FRAILEY, GORBY, GUILD, GUNNING, HANAGAN, HARROD, HAUGENS, HEBEL, HENKEN, HOFFMAN, JOHNSON, A.H. JONES, KASSERMAN, LEWIS, LIPE, LITTLE, LOCKE, McCULLOUGH, McNEAL, McWARD, MEHRHOFF, MICHAELREE, MILLS, MORRIS, OROS, R. B. PORTER, QUINDRY, REARDON, REITHER, SLATER, THOMAS, TOWNLEY, TRAMPE, TURNBAUGH, UTTER, VERTICCHIO, WATSON, WEBBER, WILLIAMS, C.M. WILSON, WIMBISCUS, WINTER, J.B. WRIGHT, P.WRIGHT, YODER AND ZIEGLER - - - - - 693

TOTAL TERMINATIONS - - - - - 17010

SUMMARY OF THE JUDICIAL PROCEEDING OF THE 4727 LAW JURY CASES REPORTED THROUGH
THE MONTHLY REPORTS OF THE LAW JURY TRIAL JUDGES (COUNTY DEPARTMENT, CIRCUIT
COURT OF COOK COUNTY) DURING CALENDAR YEAR 1968

<u>METHOD OF DISPOSITION</u>	<u>NO. OF CASES</u>	<u>NO. OF JURY ½ DAYS</u>	<u>NO. OF JUDGE ½ DAYS IN EXCESS OF JURY ½ DAYS</u>
1. WITH USE OF JURY:			
A. DISMISSED BY AGREEMENT DURING SELECTION OF JURY	228	419	163
B. DISMISSED BY AGREEMENT AFTER SELECTION OF JURY	317	1405	367
C. CONTESTED VERDICTS FOR PLAINTIFF	311	2425	414
D. CONTESTED VERDICTS FOR DEFENDANT	291	1637	361
E. UNCONTESTED VERDICTS FOR PLAINTIFF	112	80	46
F. UNCONTESTED VERDICTS FOR DEFENDANT	44	65	29
G. OTHER TERMINATIONS	28	79	12
2. MISTRIALS FOR ERROR	13	152	23
3. MISTRIALS FOR DISAGREEMENT	28	305	41
4. WITHOUT USE OF JURY			
A. COURT FINDING FOR PLAINTIFF	584	x	886
B. COURT FINDING FOR DEFENDANT	45	x	59
C. UNCONTESTED PROVE-UPS	321	x	443
D. DISMISSED OR TERMINATED BY AGREEMENT	2067	x	2663
E. DISMISSED FOR WANT OF PROSECUTION	124	x	122
F. OTHER TERMINATIONS	38	x	64
5. RETURNED TO ASSIGNMENT JUDGE	176	59	135
TOTALS	4727*	6626	5828

* INCLUDES LAW JURY CASES PROCESSED BY THE
52 JUDGES ON ASSIGNMENT FROM CIRCUITS
OUTSIDE OF COOK COUNTY DURING CALENDAR YEAR 1968

AN ANALYSIS OF THE LAW JURY PRODUCT OF THE LAW JURY TRIAL JUDGES OF THE CIRCUIT COURT OF COOK COUNTY,
COUNTY DEPARTMENT, FOR THE CALENDAR YEAR 1968 - AS REPORTED THROUGH THE MONTHLY REPORTS OF LAW JURY TRIAL JUDGES

THE MONTHLY REPORTS OF THE LAW JURY TRIAL JUDGES OF THE COUNTY DEPARTMENT OF THE CIRCUIT COURT OF COOK COUNTY, INDICATE A TOTAL OF 4727 CASES PROCESSED AND 4510 CASES TERMINATED. SUBSECTIONS A, B & C BELOW DESCRIBE THE PROCESSING OF THESE CASES, CLASSIFIED ACCORDING TO THE AMOUNT OF TIME A JUDGE WAS ASSIGNED TO THE COUNTY DEPARTMENT, LAW DIVISION, JURY SECTION.

SETTLED WITHOUT USE OF JURY	SETTLED DURING SELECTION OF JURY	SETTLED AFTER SELECTION OF JURY	VERDICTS		RETURNED TO ASSIGN- MENT JUDGE	MISTRIALS	TOTAL LAW JURY CASES TERMINATED	TOTAL LAW JURY CASES PROCESSED	TOTAL JURY ½ DAYS	TOTAL JUDGE ½ DAYS IN EXCESS OF JURY ½ DAYS	CALENDAR ½ DAYS AVAIL- ABLE FOR ASSIGNMENT
			CONTESTED	UNCONTESTED							

A. THE LAW JURY RECORD OF THE 30 LAW JURY JUDGES WHOSE SERVICE IN THE LAW JURY TRIAL DIVISION WAS NOT SUBSTANTIALLY INTERRUPTED BY OTHER JUDICIAL DUTIES, ASSIGNMENT OR ILLNESS DURING CALENDAR YEAR 1968:

TOTALS	2363	189	267	490	98	134	32	3407	3573	5401	4481	10263
MAXIMUM	238	42	26	31	10	20	3	301	305	316	301	390
MINIMUM	18	0	2	3	0	0	0	63	64	85	30	294
AVERAGE	78.8	6.3	8.9	16.3	3.3	4.5	1.1	113.6	119.1	180.0	149.4	342.1

B. THE LAW JURY RECORD OF THE 11 LAW JURY JUDGES WHOSE SERVICE IN THE LAW JURY TRIAL DIVISION WAS SUBSTANTIALLY LIMITED BY OTHER JUDICIAL DUTIES, ASSIGNMENTS OR ILLNESS DURING CALENDAR YEAR 1968:

TOTALS	305	10	21	45	29	11	4	410	425	594	724	1384
MAXIMUM	57	5	8	11	8	5	3	79	82	122	125	242
MINIMUM	2	0	0	0	0	0	0	3	4	2	5	10
AVERAGE	27.7	0.9	1.9	4.1	2.6	1.0	0.4	37.2	38.6	54.0	65.8	125.8

C. THE LAW JURY RECORD OF THE 52 JUDGES ON ASSIGNMENT TO THE CIRCUIT COURT OF COOK COUNTY, LAW JURY DIVISION FROM CIRCUITS OUTSIDE OF COOK COUNTY DURING CALENDAR YEAR 1968:

TOTALS	511	29	57	67	29	31	5	693	729	631	623	1286
MAXIMUM	18	3	3	4	6	4	1	34	35	53	33	66
MINIMUM	0	0	0	0	0	0	0	2	2	0	0	10
AVERAGE	9.8	0.6	1.1	1.3	0.6	0.6	0.1	13.3	14.0	12.1	12.0	24.7

