1988 ANNUAL REPORT

to the
SUPREME COURT OF ILLINOIS

ADMINISTRATIVE OFFICE
OF THE
ILLINOIS COURTS

1988 ANNUAL REPORT

to the
SUPREME COURT OF ILLINOIS

ADMINISTRATIVE OFFICE
OF THE
ILLINOIS COURTS

REPORT OF THE
ADMINISTRATIVE DIRECTOR
SAMUEL D. CONTI

THE ADMINISTRATIVE OFFICE OF THE ILLINOIS COURTS

SAMUEL D. CONTI, DIRECTOR
SUPREME COURT BUILDING
SPRINGFIELD, ILLINOIS 62701-1791
217 / 782-7770

EXECUTIVE OFFICE
118 WEST EDWARDS STREET
SPRINGFIELD, ILLINOIS 62704
217 / 782-7770

SUITE 2010
30 NORTH MICHIGAN AVENUE
CHICAGO, ILLINOIS 60602-3658
312 / 793-3250

TO: The Honorable Chief Justice and Justices of the Supreme Court

I tender herewith the annual report of the Administrative Office for calendar year 1988. This year's report presents information and statistics on new developments in all three levels of the Illinois court system. It also presents a detailed analysis of the 1988 reorganization of the Administrative Office into seven fully functional operating divisions as required by the 1987 annual report.

1988 brought the retirement of Justice Seymour Simon and Justice Joseph Cunningham and this year's report features biographical tributes to the careers of these two distinguished jurists.

In 1988, the Supreme Court handed down 181 full opinions and seven supervisory orders and ruled on 1,361 petitions for leave to appeal. The Court received 2,440 new filings in 1988 on the general docket, miscellaneous docket and miscellaneous record, and admitted 2,552 new lawyers to the practice of law.

There were 7,720 new filings (a 1% decrease) in the Appellate Court in 1988 and 7,648 dispositions (an increase of 1%). 1,937 cases were disposed of with opinions by the Appellate Court in 1988 (a decrease of 6%). During 1988, Appellate Court judges disposed of 2,641 cases by Rule 23 order (a decrease of 4% from 1987).

The number of cases filed in the circuit courts of Illinois during 1988 was 4,038,525 (an increase of less than 1% from 1987). The number of cases disposed of in the circuit courts during 1988 was 4,204,942 (a decrease of less than 1%).

This office continues to discharge its constitutional responsibility to assist the Court in exercising "general administrative and supervisory authority over all courts". I think that the reorganization of the Administrative Office accomplished during 1988 will greatly facilitate our ability to carry out these responsibilities and to be responsive to the Court.

Respectfully Submitted,

Samuel D. Conti

Samuel D. Conti
Director



ILLINOIS SUPREME COURT BUILDING
Springfield, Illinois

Drawing by William H. Crook

TABLE OF CONTENTS

IN MEMORIAM

Supreme Court Judges

Caswell J. Crebs (Retired)	March 5, 1988
Robert C. Underwood (Retired)	March 30, 1988

Appellate Court Judges

Robert E. English (Retired)	October 22, 1988

Circuit Judges

Norman C. Barry (Retired), Cook County	October 13, 1988
Caslon K. Bennett (Retired), 5th Circuit	December 12, 1988
Francis J. Bergen (Retired), 7th Circuit	December 11, 1988
James H. Cooney (Retired), 19th Circuit	April 16, 1988
John Dixon (Retired), 15th Circuit	November 10, 1988
William G. Eovaldi (Retired), 2nd Circuit	April 2, 1988
Lawrence P. Hickey, Cook County	March 26, 1988
Louis G. Horman (Retired), 1st Circuit	July 26, 1988
Richard A. Hudlin, IV, 20th Circuit	January 28, 1988
Irving Landesman (Retired), Cook County	July 5, 1988
James E. McMackin, Jr. (Retired) 4th Circuit	April 4, 1988
Richard A. Napolitano (Retired), Cook County	January 30, 1988
Albert S. O'Sullivan (Retired), 17th Circuit	December 11, 1988
Gordon Seator, 7th Circuit	January 12, 1988
Sigmund J. Stefanowicz (Retired), Cook County	April 7, 1988
James E. Strunk (Retired), Cook County	May 5, 1988
Guy R. Williams (Retired), 8th Circuit	January 26, 1988

Associate Judges

Chauncey Eskridge (Retired), Cook County	January 18, 1988
John T. Fiedler (Retired), 20th Circuit	June 11, 1988
Ben Gorenstein (Retired), Cook County	December 3, 1988
George W. Hunt (Retired), 11th Circuit	October 22, 1988
Earl Knox (Retired), Cook County	June 12, 1988
R. A. Salzman, Cook County	July 12, 1988
John D. Sullivan (Retired), 10th Circuit	November 28, 1988
Ray E. Wesner (Retired), 4th Circuit	February 7, 1988

County Judge

L. Alan Watt (Retired), Scott County	April 12, 1988

U. S. District Judge

William G. Juergens, Senior Judge	December 7, 1988

Judge Juergens of Chester became a judge in Randolph County in 1938, serving three terms. In 1951, he became Circuit Judge for the Third Judicial Circuit, comprised at that time of the seven counties which are now the 3rd and 20th Circuits. Five years later he was nominated to the federal bench to preside over the U. S. District Court in East St. Louis. He was promoted to chief judge in 1965 and had served as senior judge since 1972.

JUDICIAL RETIREMENTS

The following judges left the Illinois judicial system during 1988 either by retirement, resignation, conclusion of term, or appointment to the federal bench. Those both elected and appointed to judicial office are included.

Supreme Court Judges

Joseph F. Cunningham, Fifth District
December 5, 1988

Seymour Simon, First District
February 15, 1988

Appellate Court Judges

William V. Hopf, Second District
July 10, 1988

John M. Karns, Jr., Fifth District
September 1, 1988

John J. Sullivan, First District
October 1, 1988

Circuit Judges

Robert A. Barnes, Jr., Tenth Circuit
December 5, 1988

Robert Bastien, Twentieth Circuit
November 30, 1988

Caslon K. Bennett, Fifth Circuit
December 5, 1988

Wilson D. Burnell, Sixteenth Circuit
December 5, 1988

Arthur J. Cieslik, Cook County
December 5, 1988

Jerry Allen Davis, Fifth Circuit
December 5, 1988

David DeDoncker, Fourteenth Circuit
December 5, 1988

Edward B. Dittmeyer, Eighth Circuit
December 27, 1988

Ronald C. Dozier, Eleventh Circuit
December 5, 1988

Robert J. Egan, Cook County
December 5, 1988

Lawrence I. Genesen, Cook County
December 1, 1988

Bill F. Green, First Circuit
December 5, 1988

Jacques F. Heilingoetter, Cook County
July 31, 1988

Louis G. Horman, First Circuit
March 1, 1988

John A. Leifheit, Sixteenth Circuit
January 18, 1988

Henry Lewis, Second Circuit
December 1, 1988

Joseph K. Luby, Cook County
September 1, 1988

Richard E. Mann, Seventh Circuit
December 26, 1988

George M. Marovich, Cook County
May 4, 1988

Robert W. Matoush, Fourth Circuit
December 5, 1988

Joseph M. McCarthy, Sixteenth Circuit
December 4, 1988

John A. McElligott, Cook County
December 5, 1988

William R. Nash, Seventeenth Circuit
December 5, 1988

Robert A. Nolan, Eighteenth Circuit
July 31, 1988

John J. O'Toole, Cook County
December 5, 1988

William E. Peterson, Cook County
December 5, 1988

Frank R. Petrone, Cook County
December 23, 1988

Richard L. Samuels, Cook County
December 5, 1988

Albert Scott, Ninth Circuit
December 5, 1988

Adam N. Stillo, Cook County
August 1, 1988

Max B. Stewart, Ninth Circuit
December 5, 1988

Calvin R. Stone, Tenth Circuit
December 5, 1988

Fred Sudak, Cook County
December 5, 1988

William J. Voelker, Jr., Tenth Circuit
December 5, 1988

Fred P. Wagner, Thirteenth Circuit
December 5, 1988

Robert W. Whitmer, Second Circuit
December 4, 1988

Associate Judges

James J. Chrastka, Cook County
July 7, 1988

Daniel P. Glecier, Cook County
November 30, 1988

Bradner C. Riggs, Seventeenth Circuit
December 29, 1988

Joseph R. Schwaba, Cook County
February 1, 1987

Robert J. Saunders, Twentieth Circuit
December 23, 1988

I
THE SUPREME COURT

THE SUPREME COURT

JURISDICTION AND ORGANIZATION

The Illinois Supreme Court is the highest court in the Illinois judicial system. Its jurisdiction is primarily appellate, but it has original jurisdiction in several categories of cases listed in the 1970 Constitution. It hears appeals from decisions both of the Appellate Court and of the Circuit Courts, and its appellate caseload consists of discretionary appeals and appeals as of right. For a more detailed description of the Court's jurisdiction, see sections 4 and 9 of article VI of the Constitution of 1970, in Appendix A.

Three of the seven justices of the Court are elected from the First Judicial District (Cook County) and one from each of the other four judicial districts. Justices are elected for 10 year terms. Four justices constitute a quorum and the concurrence of four is necessary for a decision. (Ill. Const. 1970, art. VI, secs. 2, 3 and 10).

The Court is in session in Springfield for five terms each year during the months of January, March, May, September, and November. At each term, the Court issues opinions, holds conferences, hears oral arguments, rules on motions, considers modifications to Supreme Court rules, and meets with the Administrative Director to consider administrative and budgetary matters.

ADMINISTRATIVE AND SUPERVISORY AUTHORITY

General administrative and supervisory authority over the unified Illinois judicial system is vested by the Constitution in the Supreme Court. Acting in accordance with the Court's rules, the Chief Justice, who is selected for a three year term, exercises this authority. The Court appoints an Administrative Director and staff to assist the Chief Justice in his duties. (Ill. Const. 1970, art. VI, sec. 16) In addition to the general grant of administrative authority contained in section 16 of article VI, the Constitution also identifies specific administrative powers which the Court shall or may exercise. These powers include:

(1) Prescribing the number of appellate divisions in each judicial district;

(2) Assignment of judges to appellate divisions;

(3) Prescribing the time and place for appellate divisions to sit;

(4) Providing for the manner of appointing associate judges;

(5) Providing for matters assignable to associate judges;

(6) In the absence of a law, filling judicial vacancies by appointment;

(7) Prescribing rules of conduct for judges;

(8) Assignment of retired judges to judicial service;

(9) Appointment of an Administrative Director and staff;

(10) Temporary assignment of judges;

(11) Providing for an annual Judicial Conference and reporting thereon annually in writing to the General Assembly;

(12) Appointment of the Supreme Court Clerk and other non-judicial officers of the Court.

To complement these enumerated duties, the Court exercises other administrative functions pursuant to statute or through power inherent in the operation of the Court. The annual judicial budget prepared by the Administrative Director is approved by the Court. The Court employs three law clerks for each Justice as well as staff attorneys and other research department personnel. It selects a Marshal and Supreme Court Librarian. The Court also appoints the State Appellate Defender and two persons to the State Appellate Defender Commission; and three judges to the Board of Trustees of the Judges Retirement System. From time to time, the Court appoints committees, as the need arises, to study and suggest amendments in substantive and procedural law, Supreme Court rules, and other matters affecting the administration of justice.

1988 SUPREME COURT CASELOAD SUMMARY

During the 1988 terms, the seven justices handed down 181 full opinions and 7 supervisory orders; ruled on 57 petitions for rehearing, and ruled on 1,361 petitions for leave to appeal. Of the petitions for leave to appeal, 134 or 9.4% were allowed. The Court received 2,440 new filings in 1988 on the general docket, miscellaneous docket, and miscellaneous record and admitted 2,552 new lawyers to the practice of law.

THE CLERK OF THE SUPREME COURT

Since her appointment in July 1982, Juleann Hornyak has served as the Clerk of the Illinois Supreme Court. In general, the duties of the Clerk include the receipt and processing of filings and the maintenance of dockets, records, files and statistics on the activities of the Court.

The Clerk maintains two offices: the main office (with 11 deputy clerks and two part-time employees) in the Supreme Court Building in Springfield and a satellite office (with two deputy clerks) in the Richard J. Daley Center in Chicago, which was opened in 1986, primarily to accommodate the filing and processing of motions and corresponding orders from the populous First District.

The foremost responsibility of the Clerk's office is assisting the Court in the management of its case load. This consists of ensuring that tendered cases are within the Court's jurisdiction, that documents are in proper form, and that parties otherwise conform to the applicable Supreme Court rules, that filing dates are met so that cases can proceed according to schedule, and that matters are presented to the Court for disposition at the appropriate time. The Clerk's office monitors the flow of cases from initiation in the Court to the issuance of mandates and final orders.

In addition, the Clerk's office is responsible for the following:

1. Maintaining the roll of attorneys licensed to practice in Illinois,
2. Processing the licensing of attorneys and coordinating the semi-annual admission ceremonies,
3. Registering and renewing professional service corporations and associations engaged in the practice of law,
4. Filing judicial financial disclosure statements, and
5. Serving as a public information office of the Court.

THE SUPREME COURT MARSHAL

Mr. Louie F. Dean has been the Supreme Court Marshal for 13 years, having accepted the position in February, 1976.

The Marshal's office is currently staffed with approximately 20 employees. The Marshal is charged with the responsibility for the security of the Supreme Court Building and the security of the Supreme Court Justices when the Court is in session. He is also responsible for the maintenance of the building and grounds. The Marshal's Administrative Assistant, Carolyn Taitt, works diligently with the Illinois Historical Society and other organizations to arrange educational tours of the Supreme Court Building.

The Marshal also attends each session of the Court and performs such other duties, at the direction of the Court, which are usually performed by the county sheriff in the Circuit Courts.

REPORTER OF DECISIONS

The Reporter of Decisions for the Illinois Supreme and Appellate Courts has edited and published the Illinois Reports since 1833. Prior to 1970, the Reporter, while authorized by the Court to publish the opinions of the Supreme Court in its name, was not an officer of the Court. By an act of the General Assembly, however, the Office of the Reporter of Decisions was created, serving directly under the Court. By the same act, the Reporter was given statutory authority to publish the decisions of the Appellate Court, and has done so in the Illinois Appellate Court Reports, Third Series, since 1970. In addition to five volumes of the Illinois Reports, 14 volumes of the Illinois Appellate Court Reports and bound volume indexes to the opinions of the Court published by the Reporter's office each year, the office also publishes 25 biweekly paperback advance sheets, containing recent opinions of the Supreme and Appellate Courts, new and amended rules of the Sureme Court, and dispositions of petitions for leave to appeal and various other matters pending before the Supreme Court.

Brian C. Ervin, formerly an Illinois Assistant Attorney General and Assistant Reporter of Decisions, has served as Reporter of Decisions since 1987, and supervises a staff of 14 full-time employees in Bloomington.

THE SUPREME COURT RESEARCH DEPARTMENT

The Supreme Court Research Department was established in October, 1979 as the "Supreme Court Research Project". The project authorized a director, two staff attorneys, and a secretary. In December, 1980, the first Research Department director, Norman Walker, retired and the present director, Robert Gillespy, was appointed.

The Research Department is responsible for performing a variety of tasks which aid the Court in the disposition of appeals. Specifically, research attorneys provide a variety of legal research and writing assignments which include preparation of memoranda on: pending petitions for leave to appeal; cases briefed and ready for oral argument; and full-court motions. Research attorneys also assist in drafting supervisory orders and participate in special research projects for the Court.

At the present time, the Research Department staff consists of the director, a senior research attorney, five research attorneys, an administrative secretary, and two secretaries.

JUSTICE SIMON RETIRES

Illinois Supreme Court Justice Seymour Simon resigned, effective February 15, 1988, after serving more than seven years as a Supreme Court Justice. Justice Simon, who had been a judge since 1974, was elected to the Supreme Court in 1980 to fill the vacancy created by the death of Justice James A. Dooley.

Justice Simon began his judicial career in 1974 when he was elected to the Appellate Court for the First Judicial District. Prior thereto he was a special attorney in the Antitrust Division of the U.S. Department of Justice (1938-42); thereafter he engaged in the private practice of law (1946-74), with emphasis on antitrust and corporate matters, and also held elective public office as a Chicago alderman (1955-61, 1967-74) and as president and member of the Cook County Board of Commissioners (1961-66).

Justice Simon was admitted to the Illinois Bar in 1938 after receiving his law degree from Northwestern University

School of Law. From that university he received also his undergraduate degree in 1935. In 1987, Northwestern University conferred on him the honorary degree of Doctor of Laws.

Justice Simon often referred to his "complete independence", which is perhaps best exemplified in his Supreme Court opinions. By his own count, he wrote 175 dissents and 80 concurring opinions, while writing 198 majority opinions for the Court. During his Supreme Court service, Justice Simon served as the Court's liaison to the New Judge Seminar and the Illinois Pattern Jury Instruction Committees, both civil and criminal.

JUSTICE CUNNINGHAM RETIRES

Supreme Court Justice Joseph F. Cunningham retired from the bench, effective December 4, 1988. Justice Cunningham, who had been a judicial officer since 1965, was appointed by the Illinois Supreme Court on September 16, 1987, following the retirement of Justice Goldenhersh.

Justice Cunningham was born in East St. Louis, Illinois, on February 25, 1924. He received his B.A. degree from the University of Dayton in Dayton, Ohio, and his J.D. degree from Washington University Law School, St. Louis, Missouri. He was admitted to the Missouri bar in February 1952 and the Illinois bar in November 1952. He served as a magistrate for the 20th Judicial Circuit from 1965 to 1971 and as associate judge from 1971 to 1972, when he was appointed circuit judge for the 20th Judicial Circuit. He was elected to that position in 1974 and retained in 1980 and 1986. He served as Chief Judge of the 20th Judicial Circuit from 1975 to 1984 and served again in that position from January 1987 until his appointment to the Supreme Court in September 1987. He served as chairman of the Conference of Chief Circuit Judges from 1979 through 1981 and had been a member of the Executive Committee of the Illinois Judicial Conference from 1982 to 1987. During his Supreme Court service, Justice Cunningham served as the Court's liaison to its Rules Committee.

JOHN J. STAMOS APPOINTED TO THE SUPREME COURT

On May 2, 1988, John J. Stamos was appointed by the Illinois Supreme Court following the resignation of Justice Simon.

Justice Stamos was born in Chicago, Illinois, on January 30, 1924. He attended DePaul University College of Law, received an LL.B. degree in June 1948 and was admitted to the Illinois Bar in January 1949. He was assistant corporation counsel for the City of Chicago and assistant state's attorney of Cook County. He served as Chief of Criminal Division, Cook County state's attorney's office, and was appointed state's attorney of Cook County in 1966. He was elected Appellate Court Justice, First District, in 1968, and served in that capacity until his appointment to the Illinois Supreme Court. He is a recipient of "Distinguished Service Award", National District Attorneys; "Professional Achievement Award", Illinois State's Attorneys; and "Liberty Bell Award", Federal Bar Association.

HORACE L. CALVO ELECTED TO THE SUPREME COURT

On December 5, 1988, Horace L. Calvo was sworn in as a member of the Illinois Supreme Court. Having been elected to a ten year term on the high court in November, he took the seat of retired Justice Goldenhersh.

Justice Calvo was born in Chicago, Illinois, on January 4, 1927. He was educated at Springfield Junior College, the University of Illinois, and St. Louis University Law School. He engaged in the private practice of law in Granite City, Illinois, from 1956 to 1975. He joined the attorney general's office in 1961 and served as an assistant attorney general until his election to the Illinois House of Representatives in 1968. He served there until he was appointed to the Circuit Court, Third Circuit, in 1975. After serving as a circuit judge for 12 years, he was assigned by the Supreme Court to the Fifth District Appellate Court effective October 1, 1987.

SUPREME COURT LIBRARIANS RETIRE

On October 31, 1988, Supreme Court Librarian Catherine Bradley retired. She was appointed as librarian on August 16, 1970. Prior to her appointment she was engaged in the private practice of law for 11 years in Cleveland, Ohio. She received her law degree from Case Western Reserve University and her Master of Library Science degree from the University of Wisconsin.

On November 30, 1988, Eleanor Egizii, Ms. Bradley's full time assistant for 18 years and Supreme Court Library employee since September 1, 1968, also retired. The Supreme Court and the library's patrons will long and gratefully remember the dedicated service Ms. Bradley and Ms. Egizii provided.

SUPREME COURT RULES COMMITTEE

The Supreme Court has a standing committee on rules. This Committee was first organized in 1963 in anticipation of the increased responsibility of the Supreme Court in the area of rule making under the 1964 constitutional amendment. During the calendar year 1988 the Committee was composed of the following persons:

Professor Jo Desha Lucas, Chairman (Reappointed Chairman May 9, 1988, term ending May 31, 1990)
Murray R. Conzelman, Esq.
John Powers Crowley, Esq.
Hon. Harold L. Jensen
Watts C. Johnson, Esq.
William J. Jovan, Esq. (Term ended May 9, 1988)

Sidney Z. Karasik, Esq.
Fred Lambruschi, Esq.
Carl W. Lee, Esq. (Reappointed May 9, 1988, term ending May 31, 1991)
Delmer R. Mitchell, Esq.
Hon. William R. Quinlan (Reappointed May 9, 1988, term ending May 31, 1991)
Hon. Dom J. Rizzi
Lee J. Schwartz, Esq. (Appointed May 9, 1988, term ending May 31, 1991)
Jack M. Siegel, Esq. (Appointed May 9, 1988, term ending May 31, 1991)
Peter M. Sfikas, Esq.
Robert L. Stern, Esq. (Designated *Member Emeritus*, May 9, 1988)
Hon. John E. Sype (Reappointed May 9, 1988, term ending May 31, 1991)

Justice Joseph F. Cunningham of the Supreme Court of Illinois was the Supreme Court's Liaison to the Rules Committee during calendar year 1988. William M. Madden of the Administrative Office of the Illinois Courts served as secretary to the committee.

Except when extraordinary matters must be considered, the Supreme Court Rules committee meets in Chicago on the last Friday of February, April, June, October, and December. The staggered meeting dates are intended to facilitate attendance by the Supreme Court's liaison justice.

During 1988, the Committee considered many proposals for changes in the Supreme Court Rules. These matters were a small portion of the recommendations for change discussed at the Committee's meetings. Recommendations come from various sources. In some instances, the Supreme Court agrees upon a rule in principle and refers the proposal to the Committee to be put into proper form. In other instances, proposals are prompted by court decisions, actions by Congress or the State General Assembly, or communication from the organized bar, law professors, individual attorneys, or the public at large.

NEW OR AMENDED RULES ADOPTED BY THE ILLINOIS SUPREME COURT

During Calendar Year 1988, the Supreme Court adopted a new Rule 3 (effective December 1, 1988) and a new rule 58 (effective October 1st), and amended Rules 751 and 752 (effective April 1st). Rule 23 was amended (effective August 1st). Rules 341(e)(4), 342(a) and 7-110 were also amended (effective August 1st) and the Court repealed Rule 705 (effective July 15th). The committee comments to Rule 335 were also amended (effective August 1st).

New Rule 3, Rulemaking for Practice and Procedure Rules. New Rule 3 establishes a Rules Committee and provides procedures governing the Rules Committee consideration, review and recommendation of new or amended rules to the Supreme Court. The new Rule insures that the bench, the bar, and the public will be made aware of proposed changes in the Supreme Court Rules and be given an opportunity to comment on those proposed changes.

New Rule 58, Judicial Performance Evaluation, establishes, under the guidance of an Oversight Committee appointed by the Supreme Court, a program by which judges' performance will become subject to peer evaluation, based in part on information obtained from questionnaires completed by persons who, during the evaluation period, have been in the best position to observe the judges' day to day performance — lawyers, jurors, courtroom personnel, etc. The information obtained concerning any judge's conduct is confidential, except that evidence of criminal misconduct may, at the direction of the Supreme Court, be divulged to law enforcement agencies. The lawyers and judges on the Oversight Committee who, by reason of their participation in the program, become privy to information which might otherwise have to be reported by them to the proper disciplinary authorities, under the Code of Judicial Conduct or the Code of Professional Responsibility, are exempted from the reporting requirement.

Amended Rule 751, Attorney Registration and Disciplinary Commission & **Rule 752,** Administrator. These rules were amended to relieve the Supreme Court of the responsibility of appointing an Administrator for the ARDC, giving that power and responsibility to the commission.

Amended Rule 23, Disposition of Cases in the Appellate Court. Rule 23 was amended (effective August 1st) by adding a section setting out the format for Orders entered thereunder. Among other things, the form uniformly calls for the title of the case to include only the first named appellants and appellees, rather than the full title of the case, and requires that the names of the judges sitting on the panel be included in the Order, with the name of the author listed first.

Amended Committee Comments to Rule 335, Direct Review of Administrative Orders by the Appellate Court. The Committee Comments to Rule 335 were amended to update the list of orders from administrative agencies that are now appealable directly to the Appellate Court.

Amended Rule 341, Briefs. Rule 341 was amended to require that in briefs directed to the Appellate Court, there must be a statement or explanation under the heading "Jurisdiction" of the basis for the appeal, e.g., whether as a final judgment under rule 301 or rule 304(a) or (b); or as an interlocutory appeal pursuant to Rule 306, Rule 307, or Rule 308.

Amended Rule 342, Appendix to the Brief; Abstract. Rule 342 was amended to require that any pleadings which are the basis of the appeal or pertinent to it be attached to the brief as part of the appendix thereto.

Amended Rule 7-110, Relationship with Officials. Rule 7-110 of the Code of Professional Responsibility was amended to allow a lawyer to give or lend a judge or a member of a judge's immediate family certain modest gifts or loans, so long as the judge or a member of his family would

be authorized to accept the gift or loan under rule 65C(4) of the Code of Judicial Conduct.

Repeal of Rule 705, Qualification on Foreign License. Effective July 15, 1988 the Supreme Court repealed Rule 705, Qualification on a Foreign License, by which, under strictly controlled circumstances, attorneys licensed in other states could apply for and receive a license to practice law in Illinois.

COURT-ANNEXED ARBITRATION

Effective June 1, 1987, the Illinois Supreme court adopted new Rules 86-95 authorizing the creation of mandatory court-annexed arbitration programs in the circuit courts and providing procedures for cases subject to such arbitration. Cases subject to mandatory arbitration are civil actions in which each claim is for money not exceeding $15,000, exclusive of interest and costs. The programs are jointly produced through the efforts and resources of the Supreme Court and the circuit court. The programs are totally funded through the Supreme Court budget.

During 1988, Winnebago County had the only operational mandatory arbitration program. On January 1, 1988, the program had 195 pending arbitration-eligible cases. During the year, 839 new filings were added to the caseload for a total of 1,034 arbitration-eligible cases processed during 1988. There were 568 arbitration cases terminated during the year, leaving a pending caseload of 466 cases on December 31, 1988. Sixty-five, or 11.4 percent, of the total cases terminated were cases that went to an arbitration hearing.

In December, 1988, the Supreme Court approved mandatory arbitration programs for Lake County and DuPage County. These new programs are to be implemented in 1989.

JUDICIAL APPOINTMENTS BY THE SUPREME COURT

Pursuant to Article VI, section 12 of the Illinois Constitution of 1970, a vacancy occurring in the office of Supreme, Appellate, or Circuit Judge shall be filled as the General Assembly may provide by law. In the absence of a law, vacancies may be filled by appointment by the Supreme Court. During 1988, the Supreme Court made the following appointments to fill vacancies in judicial offices:

Supreme Court Judges

John J. Stamos
First Judicial District
Effective May 2
(To fill the vacancy of Seymour Simon)

Appellate Court Judges

Michel A. Coccia
First Judicial District
Effective December 1
(To fill the vacancy of John J. Sullivan)

Edward J. Egan
First Judicial District
Effective May 5
(To fill the vacancy of John J. Stamos)

Marvin D. Dunn
Second Judicial District
Effective July 11
(To fill the vacancy of William V. Hopf)

Judges of the Circuit Court

Bernard Carey
Cook County
Outside the City of Chicago
Effective May 5
(To fill the vacancy of George M. Marovich)

Richard J. Elrod
Cook County
Effective August 1
(To fill the vacancy of Jacques F. Heilingoetter)

Michael J. Gallagher
Cook County
Effective November 1
(To fill the vacancy of Adam N. Stillo)

John Phil Gilbert
First Judicial Circuit
Effective January 4
(To fill the vacancy of William H. South)

J. David Bone
Seventh Judicial Circuit-Morgan County
Effective April 15
(To fill the vacancy of Gordon D. Seator)

William J. Voelker, Jr.
Tenth Judicial Circuit
Effective January 1
(To fill the vacancy of Stephen J. Covey)

Michael J. Colwell
Sixteenth Judicial Circuit
Effective September 21
(To fill the vacancy of Marvin D. Dunn)

Gene L. Nottolini
Sixteenth Judicial Circuit
Effective December 5
(To fill the vacancy of Joseph M. McCarthy)

Michael R. Galasso
Eighteenth Judicial Circuit
Effective January 12 (Resigned 7/31)
(To fill the vacancy of Helen C. Kinney)
Effective August 1
(To fill the vacancy of Robert A. Nolan)

John J. Nelligan
Eighteenth Judicial Circuit
Effective December 5
(To fill the vacancy of Robert D. McLaren)

Jerry D. Flynn
Twentieth Judicial Circuit
Effective September 1
(To fill the vacancy of Richard A. Hudlin, IV)

ASSIGNMENT OF RETIRED JUDGES TO JUDICIAL SERVICE

Article VI, section 15(a) of the Illinois Constitution of 1970 provides that any retired judge or associate judge, with his consent, may be assigned by the Supreme Court to judicial service. Those judges recalled and assigned by the Supreme Court to judicial service during 1988 are as follows:

Appellate Court

First Judicial District
John M. O'Connor, Jr.
Appellate Judge

Judge O'Connor has served as a retired appellate judge, recalled, since December 1, 1980. Previous to that time, Judge O'Connor was appointed an appellate judge, First district, from February 9, 1976, to December 5, 1976, and from December 4, 1978, until November 30, 1980, each time to fill a vacancy. From December 6, 1976, until December 3, 1978, while serving as a circuit judge appointed to fill a vacancy, Judge O'Connor was assigned to the First District Appellate Court. Thus, Judge O'Connor has served continuously on the Appellate Court from February 9, 1976 to the present time, first as an appointed appellate judge, next as an appointed circuit judge assigned to the Appellate Court, then as an appointed appellate judge, and finally as a retired appellate judge recalled and assigned.

Second Judicial District
William R. Nash
Circuit Judge, 17th Judicial Circuit

Judge Nash was first assigned to the Appellate Court for the period April 1, 1977, to December 4, 1978. Subsequent assignments resulted in his serving on that court continously from that period to the time of his retirement. Upon his retirement as circuit judge effective December 4, 1988, Judge Nash was recalled and assigned to the Appellate Court, Second District, for the period December 5, 1988, to December 3, 1989.

Alfred E. Woodward
Circuit Judge, 18th Judicial Circuit

Prior to retiring on December 28, 1980, Judge Woodward served by assignment in the Appellate Court, Second District, from April 1, 1977, to December 1, 1980. Effective July 1, 1986, Judge Woodward was recalled and assigned to the Appellate Court until further order of the Court.

Third Judicial District
Albert Scott
Circuit Judge, 9th Judicial Circuit

Judge Scott had been intermittently assigned to the Appellate Court, Third District, beginning with an order dated December 7, 1970. From October 1, 1976, he served continuously and was serving there at the time of his retirement. Upon his retirement as Circuit Judge effective December 4, 1988, Judge Scott was recalled and assigned to the Appellate Court commencing December 5, 1988, and until further order of the Court.

Fifth Judicial District
Henry Lewis
Circuit Judge, 2nd Judicial Circuit

Upon his retirement as Circuit Judge effective December 1, 1988, Judge Lewis was immediately recalled and assigned to the Appellate Court, Fifth District, for the period December 1, 1988, to November 30, 1989, or until further order of the Court. At the time of his retirement, Judge Lewis was serving by assignment in the Fifth District Appellate Court, having first been assigned for the period July 1, 1987, to December 5, 1988, which assignment on October 1, 1987, was extended until further notice. Judge Lewis has also served by assignment in the Fourth District Appellate Court from September 1, 1982, to December 1, 1982.

Circuit Court

Sixth Judicial Circuit
Joseph C. Munch

Having retired Janaury 31, 1980, Judge Munch was recalled and assigned for the period October 5, 1987, to December 5, 1988.

Tenth Judicial Circuit
William J. Voelker, Jr.

Appointed effective January 1, 1988, to fill a vacancy until December 5, 1988, when the vacancy was filled by election, Judge Voelker was recalled and assigned for the period December 5, 1988 until February 1, 1989.

Eighteenth Judical Cirucit
Robert A. Nolan

After resigning effective July 31, 1988, Judge Nolan was recalled and assigned for the period August 1, 1988 through December 4, 1988.

Cook County

Robert J. Collins

Having retired December 3, 1984, Judge Collins was first recalled and assigned for the year 1987. His recall and assignment was then extended for the year 1988.

Morton C. Elden

Appointed December 30, 1982, to fill a vacancy until December 3, 1984, when the vacancy was filled by election,

Judge Elden was first recalled and assigned for the period December 3, 1984, to June 30, 1985. His assignment has been continuous since that time.

Hyman Feldman

Judge Feldman, having retired December 5, 1976, was first recalled and assigned for the period July 16, 1984, to December 31, 1984. His assignment has been continuous since that time.

Philip A. Fleischman

Following his retiring on December 1, 1980, Judge Fleischman was recalled effective July 16, 1981. His periods of assignments extended until November 9, 1984. He was subsequently recalled and assigned for each of the years, 1987 and 1988.

Joseph Gordon

Judge Gordon, having resigned effective December 31, 1982, was recalled and assigned for the period July 7, 1988, to December 31, 1988.

John McGury

Judge McGury retired February 29, 1984. He was recalled and assigned effective December 3, 1984, and his assignments have been continuous from that time through 1988.

Benjamin J. Nelson

Following his retiring December 3, 1978, Judge Nelson was recalled and assigned for the periods May 1, 1980, to December 31, 1980, and April 1, 1981, to December 31, 1981. Subsequently, he has been recalled for each of the years through 1988.

Margaret G. O'Malley

Judge O'Malley retired October 31, 1979. She was recalled and assigned effective January 1, 1988, for the year.

Alfred B. Teton

Appointed March 18, 1983, to fill a vacancy until December 3, 1984, when the vacancy was filled by election, Judge Teton was recalled and assigned for the period December 3, 1984, to June 30, 1985. Successive assignments have covered each of the years through 1988.

Raymond E. Trafelet

Subsequent to his retiring on December 3, 1978, Judge Trafelet was recalled and assigned for the periods May 1, 1980, to December 31, 1980, and April 1, 1981, to December 31, 1981. Successive assignments have covered each of the years through 1988.

Eugene L. Wachowski

Following his retiring on December 5, 1976, Judge Wachowski was recalled and assigned for the periods May 1, 1980, to December 31, 1980, and April 1, 1981 to December 31, 1981. Successive assignments have covered each of the years through 1988.

Louis A. Wexler

After retiring December 3, 1984, Judge Wexler was recalled and assigned effective January 1, 1987, and his assignment subsequently extended through 1988.

CHAMBERS OF
THOMAS J. MORAN
CHIEF JUSTICE
SUPREME COURT OF ILLINOIS

POST OFFICE BOX 432
838 NORTH WESTERN AVENUE
LAKE FOREST, ILLINOIS 60045
312-295-3137

January 27, 1989

Honorable Philip J. Rock, President
Senate of the State of Illinois
Capitol Building
Springfield, Illinois 62706

Honorable Michael J. Madigan, Speaker
House of Representatives
State of Illinois
Capitol Building
Springfield, Illinois 62706

Gentlemen:

The following report is submitted in accordance with section 17 of article VI of the Illinois Constitution of 1970 which provides: "The Supreme Court shall provide by rule for an annual judicial conference to consider the work of the court and to suggest improvements in the administration of justice and shall report thereon annually in writing to the General Assembly not later than January 31."

In making the suggestions contained in this and in prior reports, the Supreme Court is fully cognizant of the respective roles of the General Assembly and the courts, and does not intend to intrude upon the prerogatives of the General Assembly in determining what legislation should be enacted. It is gratifying, however, to note that the General Assembly over the years has acted to implement many of the suggestions made by the Court. I respectfully submit that the attached suggestions merit the consideration of the General Assembly.

Respectfully,

Thomas J. Moran
Chief Justice

cc: Members of the House of Representatives
Members of the Senate

1988 ANNUAL REPORT OF THE SUPREME COURT TO THE GENERAL ASSEMBLY

The Judicial Article of the Illinois Constitution has provided the framework for the courts of Illinois to be a national leader in jurisdictional unification. The Supreme Court intends to provide similar leadership in integrating, unifying, and streamlining the administrative structure of the Judicial Branch. In the years since the judicial article was adopted, the merits of jurisdictional unification have been proven and indeed the structure serves as a national model. Similar success is envisioned in the administration of our courts.

The Court is seeking to improve administration through such measures as full state financing of the court system, the new rule on rules which opens up the process of court rule making to all interested parties, an alternative dispute resolution initiative with emphasis on mandatory arbitration in pilot sites and expansion of trial court administration in several circuits of the state. The capacity of our administrative office to provide service and support to our courts and court support offices is also being strengthened.

FULL STATE FUNDING OF THE JUDICIAL BRANCH

In Illinois, we have a constitutionally mandated unified court system recognized nationally as a model system. The full benefits of this system have yet to be realized as one significant obstacle stands in the way. The reviewing courts and their operations are state-funded while most of the support costs of the circuit courts, which contend with the bulk of our cases, are funded locally.

At present, state appropriations to the Supreme Court pay the salaries of trial judges, the chief judge's administrative assistant and offical court reporters, and give subsidies for probation and court services departments. The state also provides limited stipends to the circuit clerks, but does not pay circuit clerk salaries nor the salaries of most other support circuit clerk salaries nor the salaries of most other support staff. Counties, on the other hand, are responsible for funding all other cirucit court operations, including circuit court office expenses. These expenses include all personnel costs not funded by the state and all operating expenses ranging from the purchase of paper clips to the construction of new facilities.

It is clear that the intention of the authors of the 1964 judicial reforms and the intention of the 1970 Constitution is that Illinois should have a unified judiciary. The Supreme Court recommended to the General Assembly that a study be conducted to evaluate the net costs to the state if it assumed total funding of the Judicial Branch. This study, conducted by the National Center for State Courts, has been completed and disseminated to legislative leaders. The findings and recommendations of the study have been endorsed by a broad based Supreme Court committee, the Court Finance Advisory Committee.

The court financing study examines both operational costs of the circuit courts and the capacity to capture revenues collected by these courts. These data will be vital to policymakers. An intergovernmental committee, staffed by our Administrative Office should be formed to refine implementation plans for full state funding of the Judicial Branch of government.

RULE ON RULES

In Illinois, as in other states, rules of practice and procedure governing litigation of civil and criminal cases are the responsibility of the judiciary to promulgate. The Supreme Court is assisted in that important task by a rules committee made up of experienced judges and trial attorneys. Beginning this year, the rules process will be revamped to allow for greater public input and better notice of rule changes. Additionally, the Supreme Court has directed that a comprehensive study and reorganization of existing rules be undertaken so that the entire compilation of court rules is streamlined and modernized.

MANDATORY ARBITRATION

One of the more troublesome concerns in administering the state's court system is the inventory of cases awaiting timely adjudication in some counties or circuits. The demand for court services is rising; court processes and trials are time-consuming. As perplexing and frustrating as this may be, approaches have been developed to alleviate some of the pressures on the judiciary while meeting the needs of our citizens.

One option prominent on the national scene is a trend toward "alternative dispute resolution", an array of conflict resolution options which, under court supervision, would free the court dockets of some current caseload without compromising litigants' rights to a high quality of justice.

The state's first mandatory court-annexed arbitration program, an example of an alternative dispute resolution technique, is in operation in the 17th Judicial Circuit. The underlying tenet of mandatory arbitration involves the requirement that civil suits seeking damages of $15,000 or less be presented to a panel of attorney arbitrators for decision and award prior to proceeding to trial. The benefit of this program is that

cases resolved in this fashion will be disposed of in less than a year after filing, as opposed to the longer delays which may be encountered on trial dockets. These results are being achieved in the pilot program.

Given the success of this initial pilot, the Supreme Court has authorized the expansion of mandatory arbitration in Lake and DuPage Counties during the current fiscal year. Expansion to the Circuit Court of Cook County is an element of our fiscal year 1990 budget request. Ultimately, the Supreme Court's goal is to offer the people of Illinois a judicial system which allows a variety of court-supervised options for conflict resolution while retaining traditional case adjudication methods for those cases which require formal trials.

TRIAL COURT ADMINISTRATION PROGRAM

Our trial courts are experiencing increasingly complex managerial problems including fiscal and personnel administration, calendar control, court automation and court security. While chief judges have broad constitutional and statutory authority for court operations, many of the technical functions warrant the services of a professional trial court administrator and staff. In an effort to improve administrative relations with the circuits, the Illinois Supreme Court is establishing state funded trial court administration pilot programs in the First and Seventh Judicial Circuits. Benefits associated with this program are expected to include more timely case processing and inventory reduction resulting from improved caseflow management, cost reductions in volatile spending areas such as court reporting and jury operations as well as improved service to litigants and the general public through coordination with both state and local agencies. Funding for additional trial court administration sites will be requested in the Judicial Branch's fiscal year 1990 budget proposal.

TECHNICAL ASSISTANCE TO TRIAL AND APPELLATE COURTS

In recent years, changes in court caseloads have posed new challenges, especially in records storage and retrieval. The Administrative Office is providing records management technical assistance, both at the trial and appellate court levels. Studies have been conducted and recommendations submitted to the Third District Appellate Court and several circuit courts. Technical assistance was also provided to Winnebago and Rock Island Counties on jury management and jury automation.

To review the state's trial court statistical system, a multidisciplinary committee has been formed. The committee's charge is to recommend improvements in the quality and reliability of data used to monitor the performance of the trial courts and to plan for improvements in the statistical reporting system. We trust that the committee's report will improve the Supreme Court's ability to supervise trial court operations.

CASEFLOW MANAGEMENT PILOT PROGRAM

The Supreme Court has approved a project planning guide founded on recommendations of the Illinois Judicial Conference Study Committee on the Operation of the Judicial System. This guide provides for the consideration of time standards and introduction of case management personnel in the trial courts. Although statewide implementation of caseflow management will require considerable study, the Supreme Court anticipates seeking funding and establishing a caseflow management program on a pilot basis in fiscal year 1990. Work in this area will be coordinated with the efforts of the Illinois Judicial Conference Study Committee on Protracted Litigation.

OFFICIAL COURT REPORTER MANAGEMENT ANALYSIS

The recordation of court proceedings is an important part of appellate and trail court operations. Good management requires not only that the making of the record be handled efficiently, but that recordation methods preserve the totality of the judicial proceeding without undue cost. Traditionally, Illinois has relied upon official court reporters for the recordation of proceedings. It is envisioned that such reliance will continue, but the emergence of new technologies and the costs associated with the traditional method require that new alternatives be explored. We will also be working to manage existing court reporting resources to improve the service to the courts and the public.

CHILD SUPPORT ENFORCEMENT INITIATIVE

The 85th General Assembly expressed deep concern with the issue of child support. The Supreme Court shares that concern and has directed, in response to House Resolution 1513, that our Administrative Office work with the Illinois Department of Public Aid in assessing processes now in place and recommending new models. A judicial child support hearing officer model is being designed for consideration by the Supreme Court.

Concurrently, the Supreme Court has authorized a new rule under which the trial courts can improve procedures for setting and enforcing child support orders. Supreme Court Rule 296 specifies that clerks of the circuit court may monitor compliance with child support orders and seek court action where payment is in default.

TRAFFIC CASE PROCESSING

The most frequent contact that the general public has with the circuit courts involves traffic cases. Given the high volume of these cases and public interest in them, the judiciary must continually review and update procedures to assure expeditious resolution of this caseload.

Under the direction of the Supreme Court, the Administrative Office will undertake a comprehensive study of traffic case processing. The study will address the rules and statutes underlying the current methods of traffic case processing in order to establish uniformity in traffic ordinance numbering systems and dispositional reporting. Attention will also be directed at the forms and procedures used by the clerks of the circuit court in their contact with other governmental agencies. The relationship of the courts to law enforcement agencies, the Secretary of State and other participants in the processing of traffic cases will be examined. A review of current practices will allow the courts to develop more responsive procedures to improve caseflow, offender accountability, availability of information to trial courts and more effectively apply new technologies.

JURY MANAGEMENT

The public also interacts with the Judicial Branch when citizens serve on juries. Jury duty should be a positive experience, not an onerous burden. To promote efficient and standardized jury management practices in Illinois, the Supreme Court has appointed a Committee on Implementation of Jury Standards composed of judges, circuit clerks, court administrators and attorneys from Illinois jurisdictions of varying population and caseload. The committee has drafted, for the review and consideration by the Supreme Court, a set of standards based on the American Bar Association *Standards Relating to Juror Use and Management*. These national standards are being modified to meet the needs of our trial courts. These efforts will be coordinated with the work of the Illinois Judicial Conference Study Committee on Voir Dire.

If jury management standards for Illinois are formally adopted, the Supreme Court will invite the General Assembly to join the Court in a full examination and revision of the jurors statutes to make jury duty equitable, educational and convenient for citizens. Through the cooperative effort of the legislature and the judiciary, jury management procedures and practices will become more lucid, uniform and efficient.

BASIC PROBATION SERVICES

The Unified Code of Corrections provides that the sentencing court shall impose probation, or conditional discharge, upon an offender unless certain factors are present. In fact, a high percentage of convicted offenders are sentenced to probation. Probation is a cost-effective alternative to imprisonment that serves the ends of justice, provides for the safety of society and has the capacity to restore offenders to useful and productive lives.

In spite of growing caseloads, state financial support for probation during fiscal years 1988 and 1989 has remained essentially static. If probation is to retain credibility as a meaningful sanction for many offenders, it must receive the resources to do so. A cooperative effort is needed between the legislature and the judiciary to provide the necessary resources to maintain the integrity of the current system and the underlying intent of the probation reforms delineated in Public Acts 83-982 and 84-823.

LEGISLATIVE MANDATES NOT FUNDED BY GENERAL ASSEMBLY

The Supreme Court urges consideration by the General Assembly of two priority programs which have failed to receive proper funding in the past.

Bail reform has been an important item on the legislative agenda in recent years. If judges are to make informed release decision, they must be able to act on the basis of the most accurate information possible. The General Assembly responded to the importance of the bail reform initiative by mandating the creation of pretrial service agencies at the circuit level. These agencies would gather essential background data regarding pretrial release of persons charged with felonies and supervise compliance with the terms and conditions of the release. The benefits of the programs cannot be realized because funds have not been appropriated. The Supreme Court will seek funding to begin a pretrial program in Cook County and selected downstate jurisdictions in fiscal year 1990.

The Individualized Services and Programs initiative was a major component of the 1986 probation inprovement legislation, Public Act 84-823. This component provides state reimbursement for the purchase of treatment and intervention services for offenders sentenced to probation. This community-based correctional program enhances the diversion of appropriate offenders from the state's prisons in an effort to relieve the overcrowding. This program received one month's funding in fiscal year 1987, but has not been funded since.

MANAGEMENT OF MENTALLY ILL AND MENTALLY RETARDED OFFENDERS

In response to the *Report of the Illinois Mentally Retarded and Mentally Ill Offender Task Force*, the Supreme Court through the Administrative Office is establishing joint initiatives with agencies of the Executive Branch and the circuit courts in developing procedures and programs for the adjudication and management of mentally ill and mentally retarded offenders. In particular, programs relating to case management responsibilities of the court services agencies for these offenders will be implemented late in fiscal year 1989.

SUBSTANCE ABUSE INITIATIVES

Substance abuse-related crimes have greatly influenced Judicial Branch workloads in recent years. An analysis of the offender population under the supervision of our state courts

reveals the urgency of this problem. The Supreme Court recognizes the seriousness of this complex issue and has directed the Administrative Office to address these concerns by assisting the trial courts and their respective court services and probation units in carrying out their responsibilities. The Administrative Office will continue to increase its level of involvement in this critical area in the coming year.

The Court recognizes that there is a significant shortfall in the financial resources appropriated for the treatment of substance abusers in Illinois. This shortfall causes serious problems for the trial courts by severely limiting the use of treatment as a sentencing option or condition. The Court urges the consideration of an appropriation level for the responsible Executive Branch agency which is more consistent with the treatment needs of substance abusers.

AIDS IN THE COURTS

Acquired Immune Deficiency Syndrome (AIDS) is one of the nation's most serious public health problems. The spread of AIDS confronts the courts and probation system with unprecedented challenges and dilemmas. The Administrative Office, in a collaborative effort with the Circuit Court of Cook County and Northwestern University, has received a grant from the State Justice Institute to assist court and probation participants in responding humanely and effectively to the AIDS crisis. This grant will facilitate the development of educational programs for judges, court services and probation personnel, as well as for the offender on probation. Model policy and procedures for responses to HIV-infected offenders and probationers will be examined. Finally, the results derived from this intensive study will be evaluated to determine their efficacy and replicability in other court systems nationally.

JUVENILE JUSTICE INITIATIVE

In response to concerns voiced about the detention of juveniles in adult facilities and other juvenile justice problems, the Administrative Office has applied for and received funding from the Illinois Juvenile Justice Commission for a juvenile justice specialist to coordinate programs and to serve as liaison to other juvenile justice and child welfare agencies. In addition, efforts will be directed to the development of juvenile detention intake screening criteria and program standards, design and delivery of specialized training programs for juvenile court personnel, a juvenile probation case management and classification system, enhancement of alternatives to incarceration for juvenile offenders and revision of the 1976 juvenile bench book.

EDUCATION AND TRAINING

During the capacity building stage of the administrative arm of the Supreme Court, particular attention has been given to training. All Judicial Branch educational initiatives, including the annual Illinois Judicial Conference, annual Associate Judge Seminar, the New Judges Seminar, and training for audiences including court administrators, probation personnel, circuit clerks and official court reporters have been consolidated in one division of the Administrative Office.

As the demands on our courts continue to increase, a corresponding need for more sophisticated training has been identified to prepare our judges and court support personnel to carry out their respective duties. An expanded judicial and court administration training component will include programs on delay reduction, court security, jury management, automation, labor relations and other topics relating the administration of the courts. Probation training will also undergo a review to ensure that court services personnel are receiving training in keeping with the demands of their caseloads.

PUBLIC UNDERSTANDING OF THE COURTS

Given the wide range of interaction individual citizens may have with our state courts, it is essential that judicial officers and Judicial Branch support personnel foster a positive image of the operations and functions of the courts. We have approved the development of a court information video tape which may be used to educate jurors and the public about the American justice system, particularly the Illinois justice system. Video tapes, depicting court activities and responsibilities, will be made available to all circuit and appellate courts to foster a better understanding of the judicial system by our citizens. Other public information programs are also being developed within the court system.

CENTRALIZED LEGAL RESEARCH

In January 1989, the attorneys in the Legal Services Division of the Administrative Office began a research service, which provides analyses of statutory and case law to the 99 trial court judges in the 37 southern Illinois counties of the Fifth Judicial District. It is expected that this pilot program will be particularly beneficial to trial judges who do not have law clerks and who often do not have ready access to extensive law libraries. Expansion of the program to serve trial judges in other parts in the state will be considered if this experiment proves successful.

ADMINISTRATIVE SERVICES

Before the Administrative Office could embark on its mission to establish modern court management statewide through cooperative networks of shared information, it first

needed to evaluate its own operations, resources and staffing. The office has been reorganized, staff have been redeployed, new technology has been acquired and plans have been formulated for future growth. These steps are intended to prepare the office to better serve the courts and court support offices of our state.

To buttress its internal structure, three primary support beams were fortified — comprehensive personnel policies, financial controls and the administrative services components of the Administrative Office.

The Supreme Court recently adopted its first job classification and compensation plan embracing approximately 300 positions in the Supreme Court, Appellate Court and the Administrative Office. The plan will expand to include other administrative positions at the circuit court level. In addition, the Administrative Office completed a survey of the existing workforce for equal employment opportunity analysis.

The financial control component of the Administrative Office is developing a financial status reporting system which can serve as a model for financial systems throughout the court system.

The Administrative Office has resolved to automate this year many of its personnel, payroll and financial functions. An automated personnel and payroll system is currently being developed. A budgeting capability was recently implemented and the development of new accounting and property management systems will soon begin.

We will be seeking legislative authorization to convert a state-owned facility in Springfield to a court building which will house the Fourth District Appellate Court, currently competing for space in the Supreme Court Building. Also, at the appellate level, negotiations are underway for the purchase of additional real estate for the Third District Appellate Court in Ottawa to expand the court facility at that location and eliminate the necessity for leased space. We also have begun a new program of conducting security reviews at trial and appellate court facilities. Staff analysts and judges are making recommendations for better use and appearance of our courthouses.

TECHNOLOGY

Over the past year, considerable research and resources have been devoted to the deployment of modern technology to our trial and reviewing courts. Staff members of our Administrative Office have visited 40 circuit courts and local probation departments and all five Appellate Court districts to share technical expertise in the use of micro-computers and word processing equipment. Technical assistance in these areas is beginning to pay off with more information exchange and concomitant savings in time and money.

The automated reporting of criminal dispositions from the circuit courts to the Secretary of State and the Department of State Police, through the Administrative Office, has been extended to six counties. We expect this initiative to grow dramatically in the coming year as more counties transmit their data electronically over telephone lines.

During the upcoming year, we will investigate technologies that are not now widely used in the Illinois courts. Some electronic innovations include bar coding for expedited data entry, imaging to permit document storage on electronic media, access to appropriate court files from attorneys offices, and office automation to send messages and post electronic bulletin boards throughout the state.

CONCLUSION

In addition to the initiatives discussed here, the Supreme Court has identified in cases it and the appellate court have considered and in its role as supervisor of the Judicial Branch of government several matters which merit legislative attention and action. Our suggestions are presented in detail in the attached list of legislative recommendations.

The development and refinement of administrative tools and cooperative networks within the Judicial Branch will be an ongoing commitment of the Supreme Court in the coming years. The Supreme Court of Illinois, as head of the Judicial Branch of state government, looks forward to working with the 86th General Assembly in bringing about new and improved services that will benefit all of the citizens of Illinois.

LEGISLATIVE RECOMMENDATIONS

Section I — New Suggestions

1. In *In re Estate of Cooper (1988), 125 Ill. 2d 363*, the minor who had sustained injuries in a traffic accident, brought a personal injury suit, and the suit was settled. The settlement agreement was structured to pay, from an annuity purchased by an insurer, the minor or his estate if he does not survive, $46,758 in 1998, $99, 915 in 2005, and $140,136 in 2010. The nonprofit hospital which treated the minor for his traffic injuries filed a petition to adjudicate its $57,252 lien against the minor's estate to cover the cost of his treatment. "An Act providing for a lien for nonprofit hospitals . . ." (Hospital Lien Act) allows a nonprofit or county hospital to place a lien upon the recovery that an injured person it treated may receive from any personal injury suit; the lien amount is "reasonable charges at ward rates" but cannot exceed "one-third of the sum paid or due to said injured person"; and the lien attached to "any money or property which may be recovered" in the case of compromise settlement. (Ill. Rev. Stat. 1987, ch. 82, pars. 97, 98.) The Court, in interpreting the Hospital Lien Act, noted that the only asset in the minor's estate was the annuity contract, and held that the estate was obligated to pay for treatment rendered to the minor out of any available resources and that the lien could be presently enforced against the estate. Accordingly, the hospital's lien had to be enforced to the lesser of $57,252 or one-third of the present value of the annuity, even though the annuity would probably have to be liquidated to pay the hospital and another annuity purchased with the balance. The Court then said that "although we believe that our decision . . . gives proper deference to a hospital's lien rights as mandated by the Hospital Lien Act, we feel that the time is ripe for the legislature to consider this problem. Given the rising popularity of structured settlements . . ., the issue addressed in [this] case may very well repeat itself. Public policy favors the settlement of disputed claims. [Citations.] Yet this policy can . . . conflict with the Hospital Lien Act, which itself serves to promote health care for the poor. The legislature should consider this conflict . . ." 125 Ill. 2d 363, 370-71.

2. In *People v. Fierer (1988), 124 Ill. 2d 176*, the Court was presented with a number of issues involving the relationship between the guilty but mental ill (GBMI) and insanity statutes. The GBMI statute was enacted in 1981 and provides now, as it did then, that a GBMI verdict requires the State to prove beyond a reasonable doubt, *inter alia*, the defendant's noninsanity when the affirmative defense of insanity is presented at trial. (See Ill. Rev. Stat. 1987, ch. 38, par. 115-4(j).) At that time, the GBMI statute in its allocation and measure of proof was consistent and complementary with the affirmative defense of insanity and insanity statutes. (See Ill. Rev. Stat. 1981, ch. 38, pars. 3-2, 6-2 (defendant presumed sane and had burden of presenting some evidence to place sanity in issue, and State then had burden of proving sanity beyond a reasonable doubt).) Effective January 1, 1984, however, the insanity statutes were amended and provide now, as they did then, the defendants raising the insanity defense bear the burden of proving their insanity by a preponderance of the evidence. (Ill. Rev. Stat. 1987, ch. 38, pars. 3-2(b), 6-2(e).) The GBMI statute, though, was not similarly amended. Thus, the defendant now bears the burden of proof of insanity by a preponderance for purposes of a not guilty by reason of insanity verdict, while at the same time the State bears the burden of proof of noninsanity beyond a reasonable doubt for purposes of the GBMI verdict.

   In *Fierer* the Court said as follows about the statutory conflict on who bears the burden of proof concerning the insanity defense: "The State . . . argues that alteration of the burden of proof was necessary to avoid constitutional infirmities with the GBMI-insanity scheme. We are compelled to acknowledge that the interrelationship between the insanity and GBMI statutes is rife with potential confusion and other difficulties. Nonetheless, the precise question of whether that interrelationship is so awkward as to be unconstitutional is not properly before us in this case." (124 Ill. 2d 176, 189.) The Court then said, "We invite the legislature to carefully review the interplay between these unclear and confusing statutes." (124 Ill. 2d 176, 191.)

3. The alarming extent of disregard for court-ordered support obligations to children and former spouses is shameful, and morally and legally unacceptable and intolerable. Legislature, both nationally and at the State level, have responded by enacting statutes which put "teeth" into the enforcement of court-ordered child and former spouse support. The Illinois General Assembly is no exception: it has taken a leadership role in the enforcement efforts. Too, the Supreme Court of Illinois has been in the forefront of suggesting legislative solutions to the enforcement problem. (See annual reports of Supreme Court to General Assembly (January 31, 1975, 1978, and 1980).) The Court, very recently, took another step to provide effective enforcement of court-ordered support payments. Supreme Court Rule 296, effective January 18, 1989, requires that all payments made pursuant to court orders for support must be made to and through the circuit court clerk; the requirement cannot be waived by the court or parties. The rule will be effective in those counties, subject to Supreme Court approval, where the circuit court

clerk and chief circuit judge agree to implement it. The rule provides comprehensive and detailed procedures which should vastly improve the timely receipt of court-ordered support payments by children and former spouses. While the Court will limit implementation of Rule 296 to selected circuit court clerk's offices, on an experimental basis, it is anticipated that modest State funding for circuit clerk personnel and equipment will be needed. Fiscal support from the General Assembly is an important ingredient in the implementation, albeit limited, of Supreme Court Rule 296.

4. In response to the growing problem of providing competent counsel to indigent inmates on Illinois' death row who having exhausted direct appeals of their death sentence, challenge their conviction or sentence in collateral proceedings ("post-conviction proceedings") in Federal and State courts, the Illinois Supreme Court appointed the Committee on Post-Conviction Review of Death Sentences to review the need for post-conviction counsel and to make recommendation thereon. The committee reports that the absence of a comprehensive system for ensuring that death row inmates are represented at all stages of the post-conviction process has a negative impact on the quality of justice in the courts: For the State, the absence of counsel often means unnecessary delays in the review process; for the defendant, the absence of competent counsel often means defendant is unable to test the fairness of the conviction and death sentence; and for the courts, the absence of competent counsel for defendant means that judges must make high-pressure decisions on inadequately presented issues. In its comprehensive report, filed November 1988, the committee recommends the establishment of a formal program of volunteer private attorneys which will be administered by a post-conviction office to be created within the State Appellate Defender. The office would be staffed by several attorneys, with expertise in the area of capital litigation, whose principal function will be to provide necessary support and assistance to volunteer counsel appointed by the Supreme Court. The committee recommends that the State fund the operation of the post-conviction office and pay fair compensation to appointed private post-conviction counsel. The Court believes the committee's report and recommendations merit the consideration of the General Assembly.

Section II — Continuing Legislative Concerns

1. Although Illinois has had a constitutionally unified court system since 1964, an acknowledged model in structure and organization, how the system is funded is a relic of a bygone era. While the reviewing courts and their allied operations are funded out of State appropriations, the circuit courts — the busiest courts in the State — must still depend upon the counties to fund most of their operations. Presently, the State pays the salaries of trial judges, the chief judge's administrative assistant, and official court reporters, and provides a subsidy to counties for the operation of probation and court services departments. The counties, on the other hand, are responsible for funding all other circuit court operations, including the circuit clerks' offices, ranging from pencil and paper purchases to courthouse construction and renovation. The circuit courts of Illinois are State courts and their funding should come from appropriations made by the General Assembly. The legislature should study State funding of the operations of the circuit courts.

2. The State should fund a trial court administration program under which selected multi-county circuits could receive essential, State-supported administrative personnel, equipment and supplies to assist the chief judge in his or her administrative duties.

3. Clerks of the circuit court are not county officials but rather are nonjudicial members of the judicial branch of State government (*Drury v. County of McLean (1982), 89 Ill. 2d 417*), and, like their reviewing courts counterparts, they should be appointed by the judges, not elected. See Report of Committee on Clerks of Court (Jan. 1984) (circuit court clerks should be appointed by the circuit judges).

4. The nonjudicial function of circuit judges appointing commissioners of boards of election commissioners in municipalities having such boards (Ill. Rev. Stat. 1987, ch. 46, par. 6-21) should be removed from the judiciary and placed in some nonjudicial body. Not only does section 6-21 of the Election Code impose a nonjudicial and function on judges but it also tends to involve them in political matters that can be better addressed by nonjudicial officials.

5. The 83rd and 84th General Assemblies passed a number of bills which were enacted into law and legislatively imposed additional duties upon judges. (See Public Acts 83-1517 ("speedy adjudicatory hearings"), 84-7 (medical malpractices review panels, found unconstitutional in *Bernier v. Burris (1986), 113 Ill. 2d 219), 84-272* ("judicial driving permit" hearings), and 84-696 ("duty judge" for domestic violence actions).) The 85th General Assembly passed several bills which were enacted into law and increased the number of appellate, circuit, and associate judges. (See Public Acts 85-865 (appellate judges) and 85-866 (circuit and associate judges); see also Public Act 85-903 (amending Public Acts 85-865 and 85-866).) In no instance did the legislature, when considering these bills which ultimately became law, require that a judicial note be submitted by the Supreme Court, assessing the impact of the legislation upon the judicial system or the number of judges needed. (See Ill. Rev. Stat. 1987, ch. 63, par. 42.61 *et seq.*) The legislature should invoke the "Judicial Note Act" whenever the purpose or effect of a

bill is to directly or indirectly increase the number of judges in Illinois.

6. Article 18 of the Illinois Pension Code (Ill. Rev. Stat. 1987, ch. 108 1/2, par. 18-101 *et seq.*) needs re-examination: (1) Public Act 82-768 amended the Code, effective January 1, 1983, by providing that a judge's pension is to be based on "the average salary for the final year of service as a judge" rather than on his "salary on the last day" of judicial service as previously provided. (See Ill. Rev. Stat. 1987, ch. 108 1/2, par. 18-125(b).) In *Felt v. Board of Trustees (1985), 107 Ill. 2d 158*, the Court held the amendment unconstitutional as applied to judges in service on or before January 1, 1983, and did not pass on the amendment's validity as to judges' coming into service after that date. The statute should be returned to its former state; (2) a judge's surviving spouse should receive cost of living increases in the survivor's annuity and the Code should be amended to so provide (see Ill. Rev. Stat. 1987, ch. 108 1/2 par. 18-128.01); (3) the State contributions to the "Judges Pension System" are far below the level required by law, causing the "security ratio" to drop to 20.2%, "the lowest of any [Illinois] public employee retirement system" (see 45th Annual Report of Board of Trustees of Judges Retirement System, p. 6). The legislature should appropriate adequate funds to the System (see, generally, Klemens, State pensions: Fund them now or later?, *Illinois Issues (Oct. 1988, pp. 10-11)*.

7. Five recent appellate court decisions (*Pflugmacher v. Cosentino (1988), 165 Ill. App. 3d 1083*; *County of Macon v. Board of Education (1987), 165 Ill. App. 3d 1*; *Adkins v. Sarah Bush Lincoln Health Center (1987), 158 Ill. App. 3d 982*; *Boyd v. Ford (1985), 133 Ill. App. 3d 626*; *In the Matter of Disconnection of Certain Territory (1982), 111 Ill. App. 3d 339*; see also *Dineen v. City of Chicago (1988), 125 Ill. 2d 248), the Style Manual (2d ed. 1987)* (published by the Reporter of Decisions for the Illinois Supreme and Appellate Courts, and a recent bar journal article) (Fins, After 112 years, Structural Revision of Illinois' Official Statutes Is Needed — the Time to Act Is Now!, 75 Ill. B.J. 680 (1987)) point out or illustrate the confusion, misapplication of the statutory law of Illinois — the Illinois Revised Statutes. If the Illinois Revised Statutes confound lawyers and judges who are trained in the law, then nonlawyers of ordinary intelligence must be dumfounded by the statute books. Furthermore, as explained in the bar journal article, the Illinois Revised Statutes are poorly organized and, because of editorial insertions, they duplicate in part statutory material, thereby causing waste. The last official compilation of the revised statutes was done by the General Assembly in 1874. The structure and composition of the official compilation of Illinois statutes is a governmental function. After a hiatus of more than a century, the General Assembly should consider a recodification of the official statutory law of Illinois.

8. The 1970 Illinois Constitution allows, as did the 1962 judicial article amendment to the 1870 Constitution, the appellate court, as provided by law, to directly review administrative actions. (Ill. Const. 1970, art. VI, sec. 6.) Effective July 1, 1970, the Environmental Protection Act provides for direct review in the appellate court of orders of the Pollution Control Board. (Ill. Rev. Stat. 1987, ch. 111½, par. 1041.) Effective July, 1971, Supreme Court Rule 335 was adopted and provides procedures for direct review in the appellate court of administrative orders. (see, generally, Ill. Ann. Stat., ch. 110A, par. 335, Committee Comments and Historical and Practice Notes, at 467-69 (Smith-Hurd 1985).) Since the Environmental Protection Act became law, the legislature has provided for direct appellate court review of certain orders of six more administrative bodies. (See Ill. Rev. Stat. 1987, ch. 46, par. 9-22 (State Board of Elections); Ill. Rev. Stat. 1987, ch. 48, par. 1611 (Illinois State and Illinois Local Labor Relations Boards); Ill. Rev. Stat. 1987, ch. 68, par. 8-111 (Human Rights Commission): Ill. Rev. Stat. 1987, ch. 111 2/3, par. 10-201 (Illinois Commerce Commission).) In *Consumers Gas Co. v. Illinois Commerce Commission (1986), 144 Ill. App. 3d 229*, the appellate court found certain procedural provisions for direct review in the Public Utilities Act (Ill. Rev. Stat. 1985, ch. 111 2/3, pars. 10-201, 10-204) to be violative of Rule 335 and therefore unconstitutional. The legislature should re-examine the direct review provisions of that Act, as well as the direct review provisions of other acts, with a view toward providing uniform direct review procedures which correspond with Rule 335, like that recently done for direct appeals to the appellate court from orders of the Human Rights Commission (see Ill. Rev. Stat. 1987, ch. 68, par. 8-111).

9. Sections 11-207, 11-208 and 20-204) of the Illinois Vehicle Code (Ill. Rev. Stat. 1987, ch. 95½, pars. 11-207, 11-208, 20-204), as well as other statutory provisions, authorize "local authorities" (*e.g.*, political subdivisions of the State, municipalities, etc.) to enact local traffic ordinances and regulations. The circuit court clerks, and the Secretary of State in particular, report that there is wide disparity in the local authorities; traffic ordinance numbering systems; as a consequence of this lack of uniformity, the clerks and Secretary have difficulty in discharging their statutory reporting and report-collection duties with regard to determining, by a mere examination of the traffic ticket which cites the local ordinance violated, the "comparability" of the local ordinance with the Illinois Vehicle Code offense. The Illinois Judicial conference executive committee and its legislative subcommittee, as well as a subcommittee of the Conference of Chief Circuit Judges, believe that the General Assembly should study whether the appropriate provisions of the Illinois Vehicle Code and any other relevant statutory provisions should provide that local traffic ordinances

use numbering systems permitting manual and computer recognition of comparable State-law offenses.

10. Section 9, article I, of the Illinois Constitution was amended, effective November 25, 1986, by excepting from release on bail persons who are charged with felony offenses punishable by a mandatory prison sentence, when the court, after a hearing, determines that release of the person would pose a real and present threat to any person's physical safety. Section 9 was amended further to provide, "Any costs accruing to a unit of local government as a result of the denial of bail pursuant to the 1986 Amendment to this Section shall be reimbursed by the State to the unit of local government." (Ill. Const. 1970, art. I, sec. 9 (1986).) Public Act 85-892 (eff. Nov. 4, 1987) implements amended section 9. (See Ill. Rev. Stat. 1987), ch. 38, pars. 110-1, 110-4, 110-6.1, 110-18.) It provides, *inter alia*, that the "Supreme Court shall reimburse, from funds appropriated to it by the General Assembly", the counties at the rate of $50 a day for each day that a person is detained in the custody of the sheriff because he or she was denied bail for a mandatory prison offense. (Ill. Rev. Stat. 1987, ch. 38, par. 110-18.) There are two concerns about the "reimbursement provision" of the new law. First, the General Assembly has not appropriated any funds from which the counties can be reimbursed. Second, and more importantly, the new provision places the reimbursement responsibility in the judicial branch of government, the Supreme Court, even though the responsibility is a fiscal one having no relationship to the judicial system. It would appear that such a reimbursement function is better reposed in an executive branch law enforcement of fiscal agency.

11. On three occasions within the last 10 years, the Supreme Court has urged the General Assembly to implement recommendations concerning the administration of bail in Illinois that were promulgated by a study committee of the Illinois Judicial Conference. (See annual reports of Supreme Court to General Assembly (January 31, 1979 and 1982; February 26, 1986).) The General Assembly responded favorably, and most recently, effective July 1, 1987, provided in "An Act in relation to pretrial services" for the creation at the circuit court level of pretrial services agencies. (Ill. Rev. Stat. 1987, ch. 38, par. 301 *et seq.*) The agencies are charged with gathering accurate background data regarding pretrial release of persons charged with felonies and with supervising compliance with the terms and conditions on release. The Supreme Court is to pay the operational costs of these agencies. However, the General Assembly has not appropriated funds to the Supreme Court for this purpose. Thus, while the legislature has mandated the circuit courts to establish pretrial services agencies, it has not appropriated the required funds and, consequently, such agencies have not been established. The General Assembly should appropriate funds so that pretrial service agencies may be established and become operational.

12. The statutes permitting use of eavesdropping devices (Ill. Rev. Stat. 1987, ch. 38, par. 108-A *et seq.*) provide that a "circuit judge" must approve or authorize the use of an eavesdropping device. On occasion no circuit judge will be available to rule on an application for use of such devices; for example, all of the circuit judges might be attending the annual meeting of the constitutionally mandated Illinois Judicial conference. In such situations, an associate judge, who is authorized by Illinois Supreme Court Rule 295 to try felony cases, should be permitted to rule on an eavesdropping application and to enter appropriate orders. The General Assembly should re-examine the eavesdropping statutes in light of Rule 295 and section 8 and 9 of article VI of the constitution (see also *Kendler v. State of Illinois* (1987), 164 Ill. App. 3d 377). In addition the eavesdropping reports required to be filed with the Supreme Court by state's attorneys and the annual eavesdropping report required to be prepared by the Supreme Court and filed with the legislature (Ill. Rev. Stat. 1987, ch. 38, par. 108A-11) are reporting and report-collection responsibilities better reposed in an executive branch law enforcement agency. At a minimum the annual eavesdropping report requirement imposed on the Supreme Court should be deleted, notwithstanding that the report requirements have recently been reduced (compare Ill. Rev. Stat. 1987, ch. 38, par. 108A-11 with Ill. Rev. Stat. 1985, ch. 38, par. 108A-11).

Virtually everything said in the preceding paragraph applies with equal force to the newly enacted statutes allowing the use of electronic surveillance of eavesdropping devices. Public Act 85-1203 (eff. January 1, 1989) provides that a chief circuit judge or a "circuit judge" designated by the chief judge must approve or authorize the use of an electronic surveillance or eavesdropping device in connection with certain controlled substances offenses. For the reasons stated above, the legislature should consider re-examining the provisions of the public act (to be codified at Ill. Rev. Stat., ch. 38, par. 108B-1 *et seq.*) in light of Rule 295 and pertinent constitutional provisions concerning the jurisdiction of the circuit court which is composed of both circuit and associate judges. Furthermore, the reports required to be filed with the Supreme Court's Administrative Office by the chief judge and state's attorney, and the annual report required to be prepared by the Administrative Office and filed with the legislature, are duties that should be placed in an executive branch agency only. (The public act's reporting requirements will be codified at Ill. Rev. Stat., ch. 38, par. 108B-13.) At the very least, the new reporting requirements should tract section 108A-11 of the Code of Criminal Procedure of 1963 (Ill. Rev. Stat. 1987, ch. 38, par. 108A-11): the references to the Supreme Court's Ad-

ministrative Office should be changed to "Supreme Court"; the chief judge or circuit judge should not be required to file reports; the information required to be included in the State's attorney's annual report should be reduced as should the information required in the Administrative Office's annual report. To be noted is that the report and report-collection responsibilities reposed in the Administrative Office by Public Act 85-1203 could be deleted and those responsibilities would still be discharged by the Governor and Department of State Police, according to the provisions of the public act.

13. Section 8(a) of "An Act concerning fees and salaries . . ." (Ill. Rev. Stat. 1987, ch. 53, par. 8(a)) entitles the state's attorney to receive fees to be taxed as trial costs and collected from convicted criminal defendants, and if a defendant appeals and the state's attorney successfully defends, then appeal and oral argument fees are also to be taxed against defendant. Section 8(a) is a "relic of another era," and should be re-examined by the legislature in light of today's county budgeting and accounting procedures. (See *People v. Agnew* (1985), 105 Ill. 2d 275; *In re W.W.* (1983), 97 Ill. 2d 53; *People v. Nicholls* (1978), 71 Ill. 2d 166.) Although section 8 was recently amended to allow a prosecution fee to a municiplity for certain trafic convictions prosecuted by the municipal attorney (Ill. Rev. Stat. 1987, ch. 53, par. 8(b)), the Supreme Court invites the General Assembly to again re-examine section 8.

14. Section 5-3-1 of the Unified Code of Corrections requires the court to order and consider a presentence report prior to imposing sentence upon a defendant found guilty of a felony, subject to certain exceptions not relevant here. The statute goes on to state that the "court may order a presentence investigation of any defendant," *e.g.*, defendant found guilty of an offense not classified as a felony. (Ill. Rev. Stat. 1987, ch. 38, par. 1005-3-1.) Section 5-3-2(a) of the Code sets forth matters which must be included in the presentence report. (Ill. Rev. Stat. 1987, ch. 38, par. 1005-3-2(a).) It appears that probation officers, and perhaps trial judges, view section 5-3-2(a) as requiring that the matters specified therein be included in the presentence report where such a report is ordered, in the trial judge's discretion, before sentencing a defendant found guilty of a minor offense, such as a misdemeanor or traffic offense. (There is weak authority for that view. See *People v. Young* (1977), 52 Ill. App. 3d 671.) Because the time and effort it takes for a probation officer to complete a "felony" presentence report for a misdemeanant or traffic offender lessens his or her availability to perform presentence reports for convicted felony defendants, section 5-3-2 should be amended to provide that in minor offense cases the presentence report shall contain only those matters which have been ordered by the trial judge.

15. In *People v. Bushnell* (1984), 101 Ill. 2d 261, defendant sought to vacate her 20 year old judgment of conviction for misdemeanor theft so that she could seek thereafter an order to expunge her record of arrest and conviction therefor. The Court ruled that neither the expungement of criminal records statutes (see Ill. Rev. Stat. 1987, ch. 38, par. 206-5) nor common law or constitutional law permit expungement of a judgment of conviction where a sentence of probation had been imposed. The Court said that there are "'obvious advantages in purging oneself of the stigma and disabilities'" of a conviction, particularly where the person has led a long law-abiding life following a misdemeanor conviction, but that the issue of providing relief to such persons should be addressed to the legislature. The Supreme Court urges the General Assembly to provide statutory relief to persons who, having been convicted of certain minor offenses and having led a long, law-abiding life thereafter, seek to expunge their criminal records.

16. Section 115-4(f) of the Code of Criminal Procedure of 1963 (Ill. Rev. Stat. 1987, ch. 38, par. 115-4(f) provides: "After examination by the court the jurors may be examined, passed upon, accepted and tendered by opposing counsel as provided in Supreme Court rules." The Supreme Court has adopted Rule 434 (now Rule 434(a)) applicable to criminal cases. (See *People v. Moss* (1985), 108 Ill. 2d 270.) However, sections 21 and 23 of "An Act concerning jurors . . ." (Ill. Rev. Stat. 1987, ch. 78, pars. 21, 23) provide that in civil and criminal cases a party shall examine jurors as to their qualifications and the jury shall be passed on and accepted in panels of four. The "Jurors Act", at a minimum, should be amended by deleting the word "criminal" in section 23. The legislature should also amend sections 21 and 23 by incorporating the language of section 115-4(f) of the Code and making it applicable to civil cases. (See *Koester v. Johnson* (1987), 158 Ill. App 3d 747.) Too, the General Assembly has eliminated now all statutory occupational exemptions from jury duty and it would therefore seem appropriate to modernize jury selection in civil cases as suggested above.

17. In numerous cases the appellate court has echoed the Supreme Court's condemnation of the practice of filing a hybrid motion combining, in one motion, a prayer for dismissal/judgment under Code of Civil Procedure sections 2-615 (dismissal on pleadings), 2-619 (involuntary dismissal based upon defects or defenses), and 2-1005 (summary judgment) (Ill. Rev. Stat. 1987, ch. 110, pars. 2-615, 2-619, 2-1005). (See *Janis v. First Federal Savings & Loan Association* (1974), 57 Ill. 2d 398.) In *Rothe v. Maloney Cadillac, Inc.* (1986), 142 Ill. App. 3d 937, 939, *affirmed in part, reversed in part, and vacated in part on other grounds* (1988), 119 Ill. 2d 288, the appellate court noted that combined section 2-615 and 2-619 motions are "recurring with undesirable frequency" and that such a practice has been "expressly disapproved" by the Su-

preme Court. The hybrid motion practice continues to plague the courts and continues to be noted by the appellate court. (See *Diamond Mortgage Corp. of Illinois v. Armstrong* (1988), 176 Ill. App. 3d 64; *Van Duyn v. Smith* (1988), 173 Ill. App. 3d 523; *Delgatto v. Brandon Associates, Ltd. (1988), 172 Ill. App. 3d 424, leave to appeal allowed, No. 67688; Phillips v. Joyce* (1988), 169 Ill. App. 3d 520; *In re Elkow* (1988), 167 Ill. App. 3d 187; *Federated Equipment & Supply Co., Inc. v. Miro Mold & Duplicating Corp.* (1988), 166 Ill. App. 3d 670; *Bishop v. Mitchell Group, Inc.* (1987), 163 Ill. App. 3d 275 279 (Harrison, J., dissenting); *Rowan v. Novotny* (1987), 159 Ill. App. 3d 691; *Bailey v. State Farm Fire & Casuality Co.* (1987), 156 Ill. App. 3d 979; *E.J. DePaoli Co. v. Novus, Inc.* (1987), 156 Ill. App. 3d 796; *Zimmerman v. Northfield Real Estate, Inc.* (1986), 154 Ill. App. 3d 154.) The legislature should amend the above-named sections to require that if a combined motion is filed, the movant must clearly show which specific part of the complaint he or she relies upon under section 2-615, under section 2-619, and under section 2-1005.

18. Section 11-117-4 of the Illinois Municipal Code (Ill. Rev. Stat. 1987, ch. 24, par. 11-117-4) and section 3-105 of the Public Utilities Act (Ill. Rev. State. 1987, ch. 111 2/3, par. 3-105) should be amended to provide that rates charged to customers outside of a municipality by a water utility owned or owned and operated by a municipal corporation shall be determined by the Illinois Commerce Commission rather than by agreement of the parties or by the circuit court if there is no agreement. (See *Inland Real Estate Corp. v. Village of Palatine* (1982), 107 Ill. App. 3d 279, *appeal after remand* (1986), 146 Ill. App. 3d 92.) In any event, fixing of utility rates should be the responsibility of agencies which possess special expertise and not the courts.

19. Sections 11-1 and 11-2 of the Election Code (Ill. Rev. Stat. 1987, ch. 46, pars. 11-1, 11-2) concerning change in the boundaries of election precincts and establishment of new elections precincts by county boards in certain counties, based on voter population, are confusing and should be re-examined. See *Town of Naples v. County of Scott* (1982), 111 Ill. App. 3d 186.

20. Section 8(a) of the Workers' Compensation Act (Ill. Rev. Stat. 1987, ch. 48, par. 138.8(a) provides the employer of an injured employee shall "pay for treatment, instruction and training necessary for the physical, mental and vocational rehabilitation of the employee, including all maintenance costs and expenses incidental thereto," and if the employee is unable to be self-sufficient, "the employer shall further pay for such maintenance or institutional care as shall be required." The section is silent on procedures to govern proposed rehabilitation programs. The legislature should examine whether rehabilitation counseling and procedures through public or private agencies should be provided for to assist the Industrial Commission and the courts in this area. See *International Paper Co., v. Industrial Com.* (1984), 99 Ill. 2d 458; *National Tea Co. v. Industrial Com.* (1983), 97 Ill. 2d 424; *C.D. Turner & Sons, Inc. v. Industrial Com.* (1983), 96 Ill. 2d 231; *McLean Trucking Co. v. Industrial Com.* (1983), 96 Ill. 2d 213; *Zenith Co. v. Industrial Com.* (1982), 91 Ill. 2d 278; *Hunter Corp. v. Industrial Com.* (1982), 86 Ill. 2d 489; *Kropp Forge Co. v. Industrial Com.* (1981), 85 Ill. 2d 226.21. Sections 19(k) and 19(1) of the Workers' Compensation Act (Ill. Rev. Stat. 1987, ch. 48, pars. 138.19(k), 138.19(1) provide for penalities that may be assessed against the one liable to pay compensatoin where he or she fails to pay or delays in making payments of compensation benefits. It appears the Industrial Commission is assessing penalities under both sections for the same delay or failure to pay compensaton for temporary total disability. (*Board of Education v. Industrial Com.* (1982), 93 Ill. 2d 1, 14 (Ryan C.J., dissenting); *Board of Education v. Industrial Com.* (1982), 93 Ill. 2d 20, 26 (Ryan, C.J., dissenting).) The sections are overlapping and confusing, and in need of legislative clarification.

21. Section 19(f)(2) of the Workers' Compensation Act (Ill. Rev. Stat. 1987, ch. 48, par. 138.19(f)(2)) and section 19(f)(2) of the Workers' Occupational Diseases Act (Ill. Rev. Stat. 1987, ch. 48, par. 172.54(f)(2)) provide that appeals from circuit court orders reviewing decisions of the Industrial Commission "shall be taken to the Supreme Court in accordance with Supreme Court Rule 302(a)." Prior to February 1, 1984, Rule 302(a) provided: "Appeals from final judgments of circuit courts shall be taken directly to the Supreme Court . . . (2) in proceedings to review orders of the Industrial Commission . . ." On February 1, 1984, however, Rule 302(a) was amended by deleting subparagraph (2), and Rule 22 was amended to provide that such appeals be taken to the Industrial Commission Division of the Illinois Appellate Court. See *Yellow Cab Co. v. Jones* (1985), 108 Ill. 2d 330.) The reference to Supreme Court Rule 302(a) in section 19(f)(2) of both Acts is therefore incorrect and misleading and should be deleted by the legislature.

22. The General Assembly should study whether closely-held family corporations should continue to be required to contribute to the unemployment insurance fund on behalf of their officer-employees, thereby entitling them to unemployment insurance benefits under the Unemployment Insurance Act (Ill. Rev. Stat. 1987, ch. 48, par. 300 *et seq.*). The Act as presently written is subject to manipulation and abuse by unscrupulous corporate owners and officers. *Garland v. Department of Labor* (1984), 104 Ill. 2d 383.

23. A corporate dissolution action may be brought by the Attorney General under the Business Corporation Act of 1983 (Ill. Rev. Stat. 1987, ch. 32, par. 12.50(a)) or under "an Act providing for the dissolution of corporations in

certain cases" (Ill. Rev. Stat. 1987, ch. 32, par. 190 *et seq.*). Two entirely different methods for service by publication are established in these Acts. (Ill. Rev. Stat. 1987, ch. 32, pars. 12.60(b), 192.) Thus, if service by publication is required in a corporate dissolution action brought by the Attorney General, the circuit clerk must ascertain the statutory basis for the complaint in order to know what type of notice procedure to follow. A single method of service by publication should be used in these cases.

24. Pursuant to the Federal Truth in Lending Act (15 U.S.C. sec. 1601 *et seq.* (1982)) and Federal Regulation Z (12 C.F.R. sec. 226 (1981)), a lender in a consumer loan transaction must disclose in the loan agreement that, if the borrower prepays the loan, the borrower will receive a refund of the unearned finance charge. Typically the lender discloses that the refund credit of interest charged for the period prepaid will be pursuant to the "Rule of 78's" method without explanation of how the Rule of 78's operates. The interest charged under the Rule of 78's is higher in the first months of the loan than in the last months and is greater than that provided in the actuarial method which measures true interest yield. Accordingly, under the Rule of 78's, refunds of unearned finance charges on prepayment of a loan are always lower than under the actuarial method. In *Lanier v. Associates Finance, Inc.* (1986), 114 Ill. 2d 1, the Court ruled that disclosure under the Federal Act and regulation does not require the lender to explain the operation of the Rule of 78's and that, because the disclosure required by the Consumer Fraud and Deceptive Business Practices Act (Ill. Rev. Stat. 1987, ch. 121½, par. 261 *et seq.*) is not more extensive than that required by Federal law, the lender's mere reference to the Rule of 78's in the loan agreement, but lack of explanation of its operation, did not violate the Illinois Act. However, in response to the plaintiff's contention in *Lanier* that the Rule of 78's is harsh and violates public policy, the Court said: "We decline to restrict or prohibit use of the Rule of 78's on public policy grounds, but we urge the legislature to promptly consider this matter which reflects an apparent injustice under the law as it currently exists." (114 Ill. 2d 1, 18.) See also *Warren v. Darnell* (1987), 164 Ill. App. 3d 273; *Aurora Firefighter's Credit Union v. Harvey* (1987), 163 Ill. App. 3d 915; *Puritan Finance Corp. v. Vest* (1987), 152 Ill. App. 3d 625.

II
THE APPELLATE COURT

THE APPELLATE COURT

JURISDICTION AND ORGANIZATION

The Appellate Court is the intermediate court of review in the Illinois judicial system. Jurisdiction is conferred upon it by Article VI, Section 6 of the Constitution, which is included in Appendix A. Generally, appeals from final judgments of a circuit court may be taken as a matter of right to the Appellate Court, except in cases appealable directly to the Supreme Court and except from judgments of acquittal in criminal cases. The Appellate Court may exercise original jurisdiction when necessary to the complete determination of any case on review, and it may also directly review administrative actions as provided by law. Acting pursuant to Article VI, Section 6, the General Assembly has provided that "final orders or determinations" of the Pollution Control Board (Ill. Rev. Stat., ch. 111½, par. 1041), "judgments" of the State Board of Elections concerning disclosure of campaign contributions and expenditures (Ill. Rev. Stat., ch. 46, par. 9-22), and final orders of the Illinois State Labor Relations Board, the Illinois Local Labor Relations Board and the Illinois Educational Labor Relations Board (Ill. Rev. Stat., ch. 48, pars. 1611, 1716), decisions from the Illinois Human Rights Commission (Ill. Rev. Stat., ch. 68, par. 8-111), and any order or decision of the Illinois Commerce Commission (Ill. Rev. Stat., ch. 111 2/3, par. 10-201) may be appealed directly to the Appellate Court.

The Constitution, Article VI, Section 5, provides the number of Appellate Judges to be selected from each judicial district shall be provided by law. Prior to 1988, the General Assembly had provided for the election of 18 Appellate Judges from the First District and four from each of the other four districts. The Second and Fifth Districts were each authorized two additional judgeships to be first elected at the November 1988 general election, bringing to six the number of Appellate Judges now elected in each of those two districts. Pursuant to Article VI, Section 10, Appellate Court judges, like Supreme Court judges, are elected for 10 year terms.

Article VI, Section 5, also provides for the organization of the Appellate Court to be as prescribed by the Supreme Court by rule. The Supreme Court has adopted Rule 22 which establishes the organization of the Appellate Court. The rule (as amended effective August 1, 1987), provides as follows:

Rule 22 Appellate Court Organization

(a) Divisions — Appellate Districts. Each district of the Appellate Court shall consist of one division unless the Supreme Court provides otherwise by order. The First District shall sit in the city of Chicago. The Second District shall sit in the city of Elgin. The Third District shall sit in the city of Ottawa. The Fourth District shall sit in the city of Springfield. The Fifth District shall sit in the city of Mount Vernon. With the approval of the Chief Justice of the Supreme Court, a division may sit at any place in the State. The Appellate Court in each district shall be in session throughout the year, and each division shall sit periodically as its judicial business requires. Each division shall sit in panels of three judges as hereinafter provided.

(b) Assignment to Divisions — Designation of Panels. The Supreme Court shall assign judges to the various divisions. The presiding judge of a division shall designate judges serving in that division to sit in panels of three. Such a three-judge panel shall constitute the division for purposes of rendering a decision in a case. The Executive Committee of the First District, upon request of a division of that district, may designate any Appellate Court judge of that district to sit in the place of a judge of the requesting division for such case or cases as may be designated in the request.

(c) Decisions. Three judges must participate in the decision of every case, and the concurrence of two shall be necessary to a decision. One judge may decide motions of course.

(d) Divisions — Presiding Judge. The judges of each division shall select one of their number to serve as presiding judge of that division for a term of one year.

(e) Executive Committee of the Appellate Court of Illinois. The presiding judges of the Second, Third, Fourth, and Fifth Districts and the members of the Executive Committee of the First District shall constitute the Executive Committee of the Appellate Court of Illinois. Meetings of the executive committee may be called by any three of its members, and meetings of the Appellate Court may be called by the executive committee.

(f) Executive Committee of the Appellate Court in the First Appellate District. There shall be an Executive Committee of the First District composed of one member of each division, which committee shall exercise general administrative authority. The executive committee shall select one of its number as chairman.

(g) Industrial Commission Appeals. A five-judge panel of the Appellate Court will sit as the Industrial Commission division of each district of the Appellate Court. The Industrial Commission division will hear and decide all appeals involving proceedings to review orders of the Industrial Commission. The division will sit, periodically, as its judicial business requires, at any place in the State it chooses. Five judges must participate in the decisions of the Industrial Commission division, and the concurrence of three shall be necessary to a decision. If a judge designated to serve on this panel cannot participate, the alternate designated by the Supreme Court shall participate. Motions of course may be decided by one judge.

SUPREME COURT ASSIGNMENT OF JUDGES TO THE APPELLATE COURT

Article VI, sections 15 and 16, of the 1970 Illinois Constitution allows the Supreme Court to assign a retired judge, with his consent, to judicial service and to assign temporarily a sitting judge to any court, except that an associate judge may be assigned only as an associate judge. Those retired judges recalled and assigned to the Appellate Court have been identified earlier in this Report. The Circuit Judges who sat on the Appellate Court during 1988, by assignment, are shown below. The date the judge's assignment commenced is shown in parenthesis.

First District —	Mel R. Jiganti, Cook County (3/1/76)
	Blanche M. Manning, Cook County (3/16/87) (Judge Manning was elected to 1st District Appellate Court, eff. 12/5/88)
	James C. Murray, Cook County (1/28/86)
Second District —	Marvin D. Dunn, 16th Circuit (12/1/86) (Judge Dunn was appointed Appellate Judge, 2nd District, eff. 7/11/88 to fill vacancy)
	Lawrence D. Inglis, 19th Circuit (12/1/87) (Judge Inglis was elected to 2nd District Appellate Court, eff. 12/5/88)
	William R. Nash, 17th Circuit (4/1/77) (Judge Nash retired as Circuit Judge eff. 12/5/88 and was immediately recalled and assigned to 2nd District)
Third District —	Albert Scott, 9th Circuit (12/7/70) (Judge Scott retired as Circuit Judge eff. 12/5/88 and was immediately recalled and assigned to 3rd District)
Fourth District —	Joseph R. Spitz, 5th Circuit (10/21/85)
Fifth District —	Henry Lewis, 2nd Circuit (7/1/87) (Judge Lewis retired as Circuit Judge eff. 12/1/88 and was immediately recalled and assigned to 5th District)
	Horace L. Calvo, 3rd Circuit (10/1/87) (Judge Calvo was elected to the Supreme Court from the Fifth Judicial District, eff. 12/5/88)

1988 APPELLATE COURT CASELOAD SUMMARY

There were 7,720 total new filings in 1988, compared with 7,826 in 1987, a decrease of 1%. Dispositions in 1988 amounted to 7,648 compared to 7,553 cases in 1987, an increase of 1%. There were 7,974 cases pending at the end of 1988 compared with 7,503 in 1987, an increase of 6%. 1,937 cases were disposed of with opinions in 1988, compared with 2,060 in 1987, a decrease of 6%. During 1988, Appellate Court judges disposed of 2,641 cases by Rule 23 order, compared with 2,761 in 1987, a decrease of 4%.

ANNUAL MEETING OF THE ILLINOIS APPELLATE COURT

Supreme Court Rule 22(e) creates an executive committee of the Appellate Court and provides for meetings of all judges of that court. Traditionally, the Appellate Court holds an annual meeting during the latter part of the year.

On December 8, 1988, the Appellate Court held its annual meeting with Judge Moses W. Harrison (5th District) presiding as chairman. In attendance were 38 appellate judges, a retired Supreme Court justice, a judge of the Missouri Court of Appeals and staff of the administrative office of the courts.

Matters considered at the meeting included:

(1) Introduction of Judge Harold L. Satz of the Missouri Court of Appeals for the Eastern District. Judge Satz discussed his court's settlement conference program.

(2) Appointment of Appellate Court members to the Illinois Courts Commission. Appointed to the commission as members were Judges Francis Lorenz (1st District) and Allan Stouder (3rd Dirstrict), and as alternates Judges David Linn (1st District) and Frederick Green (4th District).

(3) Selection of Judge Robert C. Buckley (1st District) as the next chairman of the Illinois Appellate Court.

ADMINISTRATIVE COMMITTEE OF THE ILLINOIS APPELLATE COURT

The Administrative Committee of the Illinois Appellate Court, created by order of the Supreme Court, studies and recommends methods by which the Appellate Court might improve the processing of appeals. The administrative office is the secretary to the committee.

As of December 31, 1988, the members of the administrative committee were:

Tobias Barry (3rd District), Chairman
Calvin C. Campbell (1st District)
Frederick S. Green (4th District)
Moses W. Harrison II (5th District)
Daniel J. McNamara (1st District)
Philip G. Reinhard (2nd District)
First District Judge (vacant)
Howard C. Ryan (Supreme Court Liaison)

During 1988 the administrative committee held one meeting and considered these matters:

(1) Discussed proposed Supreme Court Rule 375 which would codify the sanctions the appellate court could impose where appellate counsel fail to comply with appeal rules or bring a frivolous appeal. The committee concluded that it would not be inclined to support this proposal; however, the committee would be willing to discuss the proposed rule with the judge who drafted it.

(2) Discussed the need for amending Supreme Court Rule 341(e)(6) which deals with the statement of facts in briefs.

(3) Discussed the amendment to Supreme Court Rule 23 which establishes the form of Rule 23 orders. This amendment became effective August 1, 1988.

(4) Discussed the uniformity of citations in appellate court opinions. The committee concluded that all Illinois Appellate Court opinions should include citation to both the Illinois Official Reports and the parallel North Eastern Reporter.

(5) Discussed Supreme Court Rule 68 disclosure statements which require the Supreme Court Clerk to notify a judge whose statement has been examined. It was noted that fewer notifications have been issued because of a decrease in the number of requests from the public to examine disclosure statements.

(6) Discussed the desirability of resuming the Supreme-Appellate Court Seminar.

APPELLATE COURT CLERKS

Article VI, Sec. 18(a) of the Illinois Constitution provides that the Appellate Court Judges of each Judicial District, respectively, shall appoint a clerk and other non-judicial officers for their Court or District. The Appellate Court Clerk in the First District, Gilbert S. Marchman, in the Second District, Loren J. Strotz, and in the Fourth District, Darryl Pratscher, continue to serve their respective courts. In the Third District, the Judges of the Court on March 1, 1988, appointed Roger H. Johnson, Clerk, to succeed Mr. Bradley T. Fedore. In the Fifth District, following the retirement of Mr. Walter (Buck) Simmons after many years of service to the Court, the Judges on July 1, 1988, appointed Mr. Louis E. Costa, Clerk. Immediately prior to their appointments, Mr. Johnson was the elected clerk of the circuit court in Warren County and Mr. Costa served the Fifth District Appellate Court as director of the research deparment and court administrator.

APPELLATE COURT RESEARCH DEPARTMENTS

Supreme Court Rule 24, adopted effective October 15, 1979, established a research department in each Appellate Court district. The rule provides that each department will be supervised by a director of research and staffed by such number of staff attorneys as the Supreme Court may from time to time determine. The research departments shall perform such duties as may be assigned to them by the Presiding Judge of the district or, in the First District, by the Executive Committee. They are to coordinate their activities, exchange information and publish and maintain a manual of procedures for the research staff. The Supreme Court may assign an assistant to coordinate the activities of the research departments. The director of research and staff attorneys must be graduates of law schools approved by the American Bar Association.

III
THE CIRCUIT COURTS

THE CIRCUIT COURTS

JURISDICTION AND ORGANIZATION

The trial level court of general jurisdiction in Illinois is known as the Circuit Court. It has original jurisdiction of all justiciable matters, except: (1) in matters relating to redistricting of the General Assembly and to the ability of the Governor to serve or resume office; (2) where the Supreme Court exercises its discretionary original jurisdiction in cases relating to revenue, mandamus, prohibition or habeas corpus; and (3) by statute, the review of orders of certain State agencies. There are no courts of special or limited jurisdiction in Illinois. (Ill. Const. 1970, art. VI, sec. 9.) No judge of the Circuit Court has the power to review the decision of another and there are no trials *de novo*.

The State is divided into 22 judicial circuits by statute (Ill. Rev. State., ch. 37, par. 72.1). Three circuits, Cook County and the 12th and 18th circuits, consist of a single county. The other 19 judicial circuits are composed of two or more contiguous counties as provided by law. Each judicial circuit has but one, unified Circuit Court.

There are two categories of judges in the Circuit Courts: (1) circuit judges and (2) associate judges. All judges must be licensed attorneys. (Ill. Const. 1970, art. VI, sec. 11.) Circuit judges are initially elected, either on a circuit-wide basis or from the county where they reside. (Ill. Rev. Stat., ch. 37, pars. 72.2, 72.42-1) They serve six year terms. (Ill. Const. 1970, art. VI, sec. 10.) In the Cook County Circuit, circuit judges are elected from the City of Chicago, from the entire county or from the area outside Chicago. (Ill. Rev. Stat., ch. 37, pars. 72.2, 72.42.)

The circuit judges in each circuit select by secret ballot a chief judge from their number to serve at their pleasure. Subject to the authority of the Supreme Court, the chief judge has general administrative authority over his court. (Ill. Const. 1970, art. VI, sec. 7.)

Associate judges are appointed for four year terms by the circuit judges in their respective circuits. (Ill. Const. 1970, art. VI, secs. 8,10.) Like circuit judges, associate judges may exercise the full constitutional jurisdiction of the Circuit Court. However, Article VI, section 8 of the Constitution directs the Supreme Court to provide by rule for matters to be assigned to associate judges. The Court discharges this responsibility through Supreme Court Rule 295, discussed below.

1988 CIRCUIT COURT CASELOAD SUMMARY

The number of cases filed in the Circuit Courts of Illinois during 1988, excluding "hang-on" (parking) tickets in District One (City of Chicago) of the Circuit Court of Cook County, was 4,038,525 compared with 4,022,358 in 1987, an increase of less than 1%.

The number of cases disposed in 1988 was 4,204,942 compared with 4,249,285 in 1987, a decrease of almost 1%. Again these figures exclude "hang-on" (parking) tickets in District One (City of Chicago) of the Circuit Court of Cook County.

1988 CONFERENCE OF CHIEF CIRCUIT JUDGES

Pursuant to Supreme Court Rule 42, a Conference of Chief Circuit Judges meets regularly to consider problems relating to the administration of the circuit courts and such other matters as may, from time to time, be referred to the Conference by the Supreme Court. As of December 31, 1988, the members of the Conference of Chief Circuit Judges were:

First Circuit:	William A. Lewis, Vice Chairman
Second Circuit:	Terrence J. Hopkins
Third Circuit:	P.J. O'Neill
Fourth Circuit:	Michael R. Weber
Fifth Circuit:	Ralph S. Pearman
Sixth Circuit:	Rodney A. Scott
Seventh Circuit:*	C. Joseph Cavanagh
Eighth Circuit:	David K. Slocum
Ninth Circuit:	William L. Randolph
Tenth Circuit:	Robert E. Manning
Eleventh Circuit:	William T. Caisley
Twelfth Circuit:*	Herman S. Haase
Thirteenth Circuit:	Alexander T. Bower
Fourteenth Circuit:	L.W. Ellison
Fifteenth Circuit:	John W. Rapp, Jr., Chairman
Sixteenth Circuit:*	Patrick J. Dixon
Seventeenth Circuit:	David F. Smith
Eighteenth Circuit:	Carl F.J. Henninger
Nineteenth Circuit:*	Bernard E. Drew, Jr.
Twentieth Circuit:*	Stephen M. Kernan
Twenty-First Circuit:*	James R. Blunk
Cook County:	Harry G. Comerford

During calendar year 1988, the Honorable Howard C. Ryan was the liaison from the Supreme Court of Illinois. In accordance with Supreme Court Rule 42, the Administrative Office of the Illinois Courts is the secretary to the Conference of Chief Circuit Judges. During 1988, the conference met in January, February, March, April, May, June, September, October, November and December.

*Please note that during 1988, John W. Russell (Seventh Circuit), Michael A. Orenic (Twelfth Circuit), Joseph M. McCarthy (Sixteenth Circuit), Fred A. Geiger (Nineteenth Circuit), the late Richard A. Hudlin, IV (Twentieth Circuit) and Patrick M. Burns (Twenty-First Circuit) also held office as chief circuit judges.

OUT-OF-CIRCUIT ASSIGNMENTS

Article VI, section 16, of the Constitution of the State of Illinois provides the Supreme Court may assign a judge temporarily to any court and an associate judge to serve temporarily as an associate judge on any circuit court. During 1988, a total of 147 circuit and associate judges from 16 downstate circuits were assigned by the Supreme Court to serve, temporarily, in the Circuit Court of Cook County. These assignments, made for weekly periods, totalled 360 judge-weeks of service. Those circuits from which judges were assigned, with the numbers of judges and the total number of judge-weeks shown, are as follows:

1st Circuit	6 judges	11 weeks
2nd Circuit	18 judges	51 weeks
3rd Circuit	2 judges	9 weeks
4th Circuit	17 judges	50 weeks
6th Circuit	9 judges	22 weeks
7th Circuit	10 judges	20 weeks
8th Circuit	16 judges	53 weeks
9th Circuit	14 judges	40 weeks
10th Circuit	9 judges	9 weeks
11th Circuit	8 judges	9 weeks
12th Circuit	5 judges	11 weeks
13th Circuit	12 judges	35 weeks
14th Circuit	6 judges	9 weeks
15th Circuit	3 judges	4 weeks
20th Circuit	7 judges	12 weeks
21st Circuit	5 judges	15 weeks

In the downstate circuits, on the request of the chief judges of 12 circuits, 23 circuit judges from 13 circuits were assigned to serve, temporarily, outside their circuit and eight associate judges from six circuits were, by request, assigned to serve in eight circuits. These assignments were generally made due to the recusal of judges or for the judge presiding in a case to hear the matter in another circuit on a change of venue or change of place of trial.

RULE 295 ASSIGNMENTS

Article VI, Section 8, of the Illinois Constitution of 1970 authorizes the Supreme Court to "provide by rule for matters to be assigned to Associate Judges". In implementing this authority, the Supreme Court has provided in Rule 295 that an associate judge may hear any matter except the trial of criminal cases in which a defendant is charged with an offense punishable by imprisonment for more than one year. However, upon a showing of need, the Supreme Court may authorize the chief judge of a circuit to make temporary assignments of individual associate judges to conduct trials of those criminal cases.

In 1988, the Supreme Court, through its Administrative Director, approved requests from the Chief Judge of the Circuit Court of Cook County to assign 131 individual associate judges to conduct trials of criminal cases in which the defendant may be punished by imprisonment for more than one year. The request of the Chief Judge was for authorization to assign 112 judges for the period of the entire year. Requests to assign 19 judges was for a period of six months for each judge.

The Court also approved requests from 19 downstate chief judges for authorization to assign 122 individual associate judges to these criminal cases. The following is a summary of assignment requests and authorizations:

Cook County	112 Associate Judges	each for entire year
	19 Associate Judges	each for 6 months
1st Circuit	5 Associate Judges	each for entire year
2nd Circuit	4 Associate Judges	each for entire year
3rd Circuit	4 Associate Judges	each for entire year
	1 Associate Judge	for 4 months
4th Circuit	6 Associate Judges	each for entire year
5th Circuit	1 Associate Judge	for 11 months
	1 Associate Judge	for 6½ months
6th Circuit	1 Associate Judge	for 10 months
	1 Associate Judge	for 8 months
	1 Associate Judge	for 7 months
	1 Associate Judge	for 3 months
7th Circuit	4 Associate Judges	each for entire year
	1 Associate Judge	for 3 months
9th Circuit	5 Associate Judges	each for entire year
	1 Associate Judge	for 3 months
10th Circuit	8 Associate Judges	each for entire year
11th Circuit	8 Associate Judges	each for entire year
	1 Associate Judge	for 2 months
13th Circuit	3 Associate Judges	each for entire year
14th Circuit	1 Associate Judge	for 3 months
	1 Associate Judge	for 2 months
	2 Associate Judges	each for 1 month
15th Circuit	3 Associate Judges	each for entire year
16th Circuit	5 Associate Judges	each for entire year
	1 Associate Judge	for 6 months
17th Circuit	4 Associate Judges	each for entire year
	1 Associate Judge	for 10 months
	1 Associate Judge	for 8 months
	1 Associate Judge	for 6 months
	1 Associate Judge	for 4 months
18th Circuit	5 Associate Judges	each for entire year
	2 Associate Judges	each for 9 months
	2 Associate Judges	each for 4 months
	1 Associate Judge	for 3 months
19th Circuit	23 Associate Judges	each for entire year
20th Circuit	10 Associate Judges	each for entire year

In terms of judicial manpower made available to preside at the trials of these criminal cases, the numbers of judge/

months provided by the above authorizations are 1,458 in Cook County and 1,304.5 in the downstate circuits.

JUDICIAL ELECTIONS

Contested Election

The Illinois Constitution of 1970, Article VI, Section 12(a) provides:

"(a) Supreme, Appellate and Circuit Judges shall be nominated at primary elections or by petition. Judges shall be elected at general or judicial elections as the General Assembly shall provide by law. A person eligible for the office of Judge may cause his name to appear on the ballot as a candidate for Judge at the primary and at the general or judicial elections by submitting petitions. The General Assembly shall prescribe by law the requirements for petitions."

The results of the November 8, 1988, general election are set forth below. Candidates running for judicial office who were elected are listed below, with their party affiliation and city of residence. A single asterisk (*) means that the successful candidate was a sitting judicial officer who was elected to "higher" judicial office, e.g., sitting circuit judge elected to a judgeship in the appellate court, and a double asterisk (**) denotes that the successful candidate was a supreme court appointee to judicial office who was successful in the general election. Those elected took office December 5, 1988.

Candidates Elected Judge of Supreme Court

Fifth District

(Vacancy of Joseph Goldenhersh)
* Horace L. Calvo (D., Glen Carbon)

Candidates Elected Judge of Appellate Court

First District

(Vacancy of Helen McGillicuddy)
* Blanche M. Manning (D., Chicago)

Second District

(Additional Judgeship A)
* Lawrence D. (Larry) Inglis (R., Antioch)

(Additional Judgeship B)
* Robert D. McLaren (R., Wheaton)

Fifth District

(Vacancy of Charles Jones)
* Robert H. Howerton (D., Carterville)

(Vacancy of John Karns)
* Charles W. (Bill) Chapman (D., Edwardsville)

(Additional Judgeship A)
* Richard P. Goldenhersh (D., Belleville)

(Additional Judgeship B)
* Philip J. Rarick (D., Troy)

Candidates Elected Judge of Circuit Court

Cook County Circuit

(Vacancy of Thomas Casey)
** John W. Gustafson (D., Chicago)

(Vacancy of Robert Dempsey)
* Mary Jane Wendt Theis (D., Chicago)

(Vacancy of Charles Freeman)
* Barbara J. Disko (D., Chicago)

(Vacancy of Lawrence Genesen)
* Gino L. DiVito (D., Glenview)

(Vacancy of Paul Gerrity)
* Thomas E. Hoffman (D., Chicago)

(Vacancy of Lawrence Hickey)
* Edward R. Burr (D., Chicago)

(Vacancy of Reginald Holzer)
** Carole Kamin Bellows (D., Wilmette)

(Vacancy of Louis Hyde)
Kathy M. Flanagan (D., Orland Park)

(Vacancy of John McElligott)
* John Emmett Morrissey (D., Oak Park)

(Vacancy of Mary Ann McMorrow)
** Shelvin Singer (D., Northbrook)

(Vacancy of Paul O'Malley)
* John T. Keleher (D., Hillside)

(Vacancy of Lawrence Passarella)
** Edward G. Finnegan (D., Niles)

(Vacancy of R. Eugene Pincham)
Ronald C. Riley (D., Homewood)

(Vacancy of William Quinlan)
** Martin C. Ashman (D., Morton Grove)

(Vacancy of Daniel Ryan)
Michael Brennan Getty (D., Dolton)

(Vacancy of Joseph Salerno)
** Mary Maxwell Thomas (D., Evanston)

(Vacancy of Joseph Wosik)
** Stuart A. Nudelman (D., Chicago)

Inside City of Chicago only
(Vacancy of Brian Crowe)
** Alan J. Greiman (D., Chicago)

(Vacancy of John Hechinger)
* Curtis Heaston (D., Chicago)

(Vacancy of Thomas Janczy)
Loretta Hall Hardiman (D., Chicago)

(Vacancy of John McCollom)
** Francis Barth (D., Chicago)

(Vacancy of Allen Rosin)
** Stephen R. Yates (D., Chicago)

(Vacancy of Frank Salerno)
** David G. Lichtenstein (D., Chicago)

(Vacancy of Raymond Sodini)
** Thomas J. Heneghan (D., Chicago)

(Vacancy of Frank Sulewski)
** Ellis E. Reid (D., Chicago)

(Vacancy of James Traina)
** Everette A. Braden (D., Chicago)

(Vacancy of Thomas Walsh)
** Michael J. Hogan (D., Chicago)

First Circuit

(Vacancy of William South)
** John Phil Gilbert (R., Carbondale)

Jackson County only
(Vacancy of Bill Green)
* David W. Watt, Jr. (D., Murphysboro)

Massac County only
(Vacancy of Louis Horman)
* Terry J. Foster (D., Metropolis)

Second Circuit

(Vacancy of Robert Whitmer)
James M. Wexstten (D., Mt. Vernon)

White County only
(Vacancy of Henry Lewis)
Thomas H. Sutton (D., Carmi)

Third Circuit

(Additional Judgeship)
* Charles Romani (D., Edwardsville)

(Vacancy of William Johnson)
** Paul Riley (D., Edwardsville)

Fourth Circuit

Marion County only

(Vacancy of Ronald Niemann)
* David L. Sauer (D., Centralia)

Fifth Circuit

Clark County only

(Vacancy of Caslon Bennett)
Zollie O. Arbogast, Jr. (R., Casey)

Edgar County only

(Vacancy of Carl Lund)
** Richard E. Scott (R., Paris)

Vermilion County only

(Vacancy of James Robinson)
Thomas J. Fahey (D., Danville)

(Vacancy of Paul Wright)
** John P. O'Rourke (D., Danville)

Sixth Circuit

DeWitt County only

(Vacancy of William Calvin)
** Stephen H. Peters (R., Clinton)

Moultrie County only

(Vacancy of Worthy Kranz)
Dan L. Flannell (D., Sullivan)

Macon County only

(Vacancy of Donald Morthland)
** John K. Greanias (R., Decatur)

Seventh Circuit

(Vacancy of Jerry Rhodes)
* Jeanne E. Scott (D., Springfield)

Ninth Circuit

(Vacancy of Albert Scott)
Kent Slater (R., Macomb)

Fulton County only

(Vacancy of Francis Murphy)
** Charles H. Wilhelm (D., Lewistown)

Hancock County only
(Vacancy of Max Stewart)
* Richard C. Ripple (R., Carthage)

10th Circuit

(Vacancy of Stephen Covey)
* Joe Billy McDade (R., Peoria)

(Vacancy of Calvin Stone)
John A. Barra (D., Peoria)

Marshall County only

(Vacancy of Peter Paolucci)
Michael P. McCuskey (D., Lacon)

11th Circuit

McLean County only

(Vacancy of James Knecht)
* W. Charles Witte (R., Bloomington)

12th Circuit

(Vacancy of Charles Connor)
Edward F. Masters (R., Joliet)

13th Circuit

LaSalle County only

(Vacancy of Frank Yackley)
* Robert L. Carter (D., Ottawa)

14th Circuit

(Vacancy of David DeDoncker)
James Theodore Teros (D., Rock Island)

16th Circuit

Kendall County only

(Vacancy of Wilson Burnell)
* James M. Wilson (R., Yorkville)

DeKalb County only

(Vacancy of John Leifheit)
Philip L. DiMarzio (R., Sycamore)

Kane County only

(Vacancy of Richard Weiler)
** Barry E. Puklin (R., Elgin)

17th Circuit

(Vacancy of Robert Gill)
** Daniel D. Doyle (R., Rockford)

(Vacancy of William Nash)
* Galyn W. Moehring (R., Rockford)

(Additional Judgeship)
* John W. Nielsen (R., Rockford)

18th Circuit

(Vacancy of Helen Kinney)
Bob Thomas (R., Naperville)

20th Circuit

(Vacancy of Joseph Cunningham)
** James K. Donovan (D., Belleville)

(Vacancy of John Hoban)
** Roger M. Scrivner (D., Belleville)

(Additional Judgeship)
* Milton S. Wharton (D., E. St. Louis)

Perry County only

(Vacancy of Robert Bastien)
Robert N. Gandy (D., DuQuoin)

Judicial Retention Election

The Illinois Constitution of 1970, Article VI, Section 12(d) provides that a Supreme, Appellate or Circuit Judge who has been elected to that office may file a declaration of candidacy to succeed himself. The names of judges seeking retention are submitted to the voters, separately and without party designation, on the sole question of whether each judge shall be retained in office. A judge who seeks retention "runs on his record" and without opposition. The affirmative vote of three-fifths (60%) of those voting on the question is required to elect the judge to another term.

The results of the retention ballot of the November 8, 1988, general election are as follows:

Appellate Court Judges

First Judicial District

Calvin C. Campbell, 74.63%
Allen Hartman, 75.46%
Dom J. Rizzi, 73.91%

Second Judicial District

George W. Lindberg, 78.53%

Circuit Court Judges

First Judicial Circuit

D.D. Bigler, 72.16%
William A. Lewis, 78.50%

Second Judicial Circuit

Robert S. Hill, 68.29%

Third Judicial Circuit

Horace L.Calvo, 78.14%
Charles W. Chapman, 80.91%
John L. DeLaurenti, 77.93%
George J. Moran, Jr., 77.93%
P.J. O'Neill, 82.57%
Philip J. Rarick, 81.79%

Fourth Judicial Circuit

Joseph L. Fribley, 69.39%

Sixth Judicial Circuit

John L. Davis, 83.42%
Harold L. Jensen, 83.04%
George S. Miller, 82.94%
Rodney A. Scott, 82.27%
Robert J. Steigmann, 80.50%

Seventh Judicial Circuit

C. Joseph Cavanagh, 81.78%
Joseph P. Koval, 77.75%

Eighth Judicial Circuit

David K. Slocum, 79.37%

Ninth Judicial Circuit

Stephen G. Evans, 82.58%
William L. Randolph, 79.47%

10th Judicial Circuit

John A. Gorman, 78.25%

11th Judicial Circuit

Richard M. Baner, 82.80%
Luther H. Dearborn, 82.54%
Charles E. Glennon, 83.74%
Wayne C. Townley, Jr., 82.73%

14th Judicial Circuit

Jeffrey W. O'Connor, 80.06%
John M. Telleen, 80.51%

15th Judicial Circuit

John L. Moore, 78.81%

16th Judicial Circuit

John L. Nickels, 77.79%

17th Judicial Circuit

Harris H. Agnew, 82.89%
David A. Englund, 83.05%
David F. Smith, 80.32%

18th Judicial Circuit

John J. Bowman, 77.83%
Anthony M. Peccarelli, 74.90%

19th Judicial Circuit

Roland A. Herrmann, 78.34%

20th Judicial Circuit

Patrick J. Fleming, 79.24%
Richard P. Goldenhersh, 74.18%

21st Judicial Circuit

John F. Michela, 81.10%

Cook County Judicial Circuit

Earl Arkiss, 74.47%
Ronald J.P. Banks, 76.90%
Vincent Bentivenga, 74.24%
Martin F. Brodkin, 71.92%
Clarence Bryant, 73.92%
Philip J. Carey, 78.28%
Thomas P. Cawley, 76.80%
Arthur J. Cieslik, 55.47%
Michael C. Close, 64.66%
Harry G. Comerford, 71.0%
William Cousins, Jr., 75.34%
John J. Crown, 75.01%
Michael F. Czaja, 76.42%
Paul F. Elward, 63.39%
Thomas R. Fitzgerald, 79.61%
Allen A. Freeman, 77.29%
Marion W. Garnett, 77.58%
James A. Geocaris, 75.32%
Albert Green, 76.59%
Arthur N. Hamilton, 74.26%
Edward C. Hofert, 76.24%
Mary H. Hooton, 77.20%
Mel R. Jiganti, 73.96%
Donald E. Joyce, 60.65%
Aubrey F. Kaplan, 72.72%
Roger J. Kiley, Jr., 77.91%
Marilyn R. Komosa, 77.94%
Jerome Lerner, 76.94%
Francis J. Mahon, 78.90%
Jill K. McNulty, 70.61%
Howard M. Miller, 78.37%
James C. Murray, 77.02%
Odas Nicholson, 66.48%
Thomas J. O'Brien, 79.65%
Frank Orlando, 77.84%
Romie J. Palmer, 76.05%
James S. Quinlan, Jr., 78.27%
Monica D. Reynolds, 79.75%
Gerald L. Sbarboro, 76.24%
Anthony J. Scotillo, 75.85%
Robert L. Sklodowski, 71.33%
Jack G. Stein, 76.01%
Fred G. Suria, Jr., 76.43%
Warren D. Wolfson, 75.82%

THE CLERK OF THE CIRCUIT COURT

Pursuant to Article VI, Section 18(b) of the Illinois Constitution of 1970, the General Assembly shall provide by law for the election, or for the appointment by Circuit Judges, of clerks of the circuit courts and for their terms of office and removal for cause. Current law provides that one clerk of the circuit court shall be elected in each county for a term of four years (Ill. Rev. Stat. 1987, ch. 25, par. 1; ch. 46, par. 2A-15).

In addition to performing the usual duties incumbent upon a clerk, e.g., attending sessions of the courts; preserving the files and papers thereof; making, keeping and preserving complete records of all the proceedings and determinations, etc.; circuit clerks receive and distribute to their respective county, to various local governmental entities and to various funds in the state treasury, millions of dollars, annually, in fees, fines, penalties, assessments, and surcharges. Clerks also receive and disburse each year thousands of payments ordered by the courts in matters of child support and maintenance while maintaining for the court complete and accurate records of those accounts.

Circuit clerks regularly provide information, statistical data, and other reports requested by the Supreme Court, and their respective courts, on the state of the dockets and the business transacted by the courts as well as other matters pertinent to the efficient operation of the courts.

IV

THE JUDICIAL CONFERENCE

THE JUDICIAL CONFERENCE

The Illinois Constitution provides, in Section 17 of Article VI, that there shall be "an annual judicial conference to consider the work of the courts and to suggest improvements in the administration of justice." Supreme Court Rule 41 implements Section 17 by establishing membership in the Conference, creating an Executive Committee to assist the Court in conducting the Conference, and appointing the Administrative Office of the Illinois Courts as secretary to the Conference.

The Judicial Conference membership includes the Supreme Court Justices, Appellate Court judges and all Circuit Court judges. The Supreme Court appoints six judges from Cook County and six judges from outside Cook County to serve three year terms on the Executive Committee.

Executive Committee members during 1988 were:

Hon. Anthony M. Peccarelli, Chair
Hon. William Cousins, Jr., Vice Chair
Hon. Alexander T. Bower
Hon. Michael C. Close
Hon. Charles J. Durham
Hon. James C. Murray
Hon. Simon L. Friedman
Hon. Philip J. Rarick
Hon. Joseph Schneider
Hon. David J. Shields
Hon. John Telleen
Hon. Marvin D. Dunn
Hon. William G. Clark, Liaison

During 1988, the Executive Committee:

1) Selected the site, topics and faculty for the 1988 annual program of the Illinois Judicial Conference.
2) Monitored the work of the Associate Judge Seminar Coordinating Committee in planning the annual Associate Judge Seminar.
3) Monitored the work of the Subcommittee on Judicial Education in planning the yearly Regional Seminar Series.
4) Monitored the work of the Subcommittee on Judicial Education in planning and presenting the annual New Judge Seminar.
5) Monitored the work of the Subcommittee on Legislation.
6) Monitored the work of the Subcommittee on Reimbursement for Degree Granting Judicial Education.
7) Monitored the work of the Study Committee on the Operation of the Judicial System.
8) Monitored the work of the Study Committee on Protracted Litigation.
9) Monitored the work of the Study Committee on Voir Dire.
10) Monitored the work of the Study Committee to Remove Judges from Active Status.

1988 ANNUAL MEETING OF THE ILLINOIS JUDICIAL CONFERENCE

The thirty-fifth annual meeting of the Judicial Conference was conducted on Wednesday-Friday, September 7-9, 1988 at the Hyatt Regency Hotel in Chicago. Four hundred and five of the four hundred and twenty-seven judges of the circuit and reviewing courts attended the Conference.

At the Conference's opening session, Anthony M. Peccarelli, Chair of the Executive Committee, welcomed the attendees, and Samuel D. Conti, Director of the Administrative Office of the Illinois Courts, delivered remarks on the reorganization of the Administrative Office. Chief Justice Thomas J. Moran presented a "state of the judiciary" address at the dinner session on the opening evening. Supreme Court Justice Benjamin K. Miller presided at the Thursday luncheon program honoring recently retired judges and acknowledging new judges.

Six different topics were offered during the Conference. Each presentation was two and one-half hours in length. The topics were:

At the opening session on Wednesday afternoon, Samuel D. Conti, Director of the Administrative Office of the Illinois Courts, addressed the attendees. Supreme Court Justice Joseph F. Cunningham spoke at the Thursday luncheon program.

Six topics were prepared and presented by committees of judges assisted by law professors. Each seminar attendee elected to attend three topics. Attendance at the session on Judicial Ethics and Conduct was mandatory. The topics presented at the Seminar were:

1988 ASSOCIATE JUDGE SEMINAR

The Annual Associate Judge Seminar program is prepared by a coordinating committee appointed by the Executive Committee with the approval of the Supreme Court. The Coordinating Committee for the 1988 program was comprised of the following judges:

W. Charles Witte, Chair
Loretta C. Douglas, Vice Chair
Lester A. Bonaguro
J. David Bone
Alan W. Cargerman

Michael J. Colwell
Jerry D. Flynn
William J. Hibbler
Joe Billy McDade
Julia M. Nowicki
Marjan P. Staniec
Jane D. Waller
William S. Wood
William Cousins, Jr., Liaison

The Associate Judge Seminar was presented at the Hyatt Regency Hotel in Chicago on Wednesday-Friday, March 9-11, 1988. Three hundred and forty-seven of the three hundred and seventy-nine associate judges in Illinois were present.

At the opening session on Wednesday afternoon, Samuel D. Conti, Director of the Administrative Office of the Illinois Courts, addressed the attendees. Supreme Court Justice Joseph F. Cunningham spoke at the Thursday luncheon program.

Six topics were prepared and presented by committees of judges assisted by law professors. Each seminar attendee elected to attend three topics. Attendance at the session on Judicial Ethics and Conduct was mandatory. The topics presented at the Seminar were:

Civil Practice
Domestic Relations
Indigent/Pro Se Litigation
Judicial Ethics and Conduct
Juvenile Law
Traffic

1988 NEW JUDGE SEMINAR

Under the direction of Justice Benjamin K. Miller, the Supreme Court Liaison to the new judge educational program, the Subcommittee on Judicial Education prepared and presented the New Judge Seminar on December 12-15, 1988 at the Holiday Inn Mart Plaza in Chicago. All topic areas were presented by judicial faculty and attorneys. The seminar was attended by seventy-three appellate, circuit and associate judges who had assumed judicial office since the last New Judge Seminar.

At the opening session, Justice Miller offered introductory remarks and Judge Anthony M. Paccarelli, Chair of the Executive Committee, described the general operation of the continuing judicial education programs of the Conference. Samuel D. Conti, Director of the AOIC gave an overview of the evolution and structure of the Illinois judicial system. Judge Allen Hartman provided the seminar overview. Judge Dom J. Rizzi analyzed the Supreme Court Rules. The afternoon program consisted of a session on judicial ethics and conduct presented by Judges Tobias Barry, Mel R. Jiganti and John E. Sype. Following dinner, Judges Earl Arkiss, Alan W. Cargerman and John P Shonkwiler discussed the use of contempt in a courtroom.

To open the second day of the seminar, Judge Allen Hartman spoke on motion practice. The remainder of the day was devoted to trial practice presented by Judges Lawrence D. Inglis, Donald P. O'Connell, Robert J. Steigmann and Warren D. Wolfson. The luncheon speaker was Jacqueline S. Lustig, President, Women's Bar Association.

A session on setting bonds by Judges Richard A. Lucas and Blanche M. Manning began the third day. The morning presentations ended with Search and Seizure taught by former judge Brian L. Crowe. The afternoon was devoted to presentations on Criminal Law and handling DUI cases. Criminal Law was presented by Judges Gino L. DiVito, Robert H. Howerton and Richard J. Kiley, Jr. handling DUI cases was presented by Judges Loretta C. Douglas and John P. Freese. Following dinner, experienced trial judges led participants in small group discussions.

On the fourth day of the progam, Judges Thomas R. Fitzgerald and Carl F.J. Henninger discussed instructions, including enactment of a mock conference on instructions in a criminal case. A session on judgements and orders was presented by Judges Brent F. Carlson and Robert S. Hill. High volume courts were discussed by Judges Stewart Nudelman and Alan W. Cargerman.

1988 REGIONAL SEMINAR PROGRAMS

The Judicial Conference conducted five regional seminar programs during 1988. Each followed a two and one-half day format. The regional programs were selected, planned and monitored by the Subcommittee on Judicial Education. This committee was comprised of:

Allen Hartman, Chair
Robert L. Carter, Vice Chair
Marvin D. Dunn, Liaison
Brent F. Carlson
Robert S. Hill
Carl A. Lund
Dom J. Rizzi
Wayne C. Townley
Warren D. Wolfson

The programs offered during 1988 were:

Date	Topic	Site	Attendance
2/4-6	Judicial Management of a Civil Case Trial	St. Charles	68
3/24-26	Judicial Management of a Criminal Case Trial	Marion	44
4/7-9	Evidence	Peoria	58
4/28-30	Judicial Management of a Criminal Case Trial	Rockford	51
10/27-29	Literature and the Law	Lisle	23

The seminar on Judicial Management of a Civil Case Trial presented comprehensive coverage of issues raised throughout the course of a civil trial using a videotape presentation to display various issues. Faculty for the seminar were:

Hon. Warren D. Wolfson, Chair
Hon. Robert L. Carter
Hon. Charles W. Chapman
Hon. Robert H. Howerton
Prof. Charles R. Purcell

The two seminars on Judicial Management of a Criminal Case Trial provided a survey of issues raised during a criminal trial.

Seminar faculty consisted of:

Hon. Philip G. Reinhard, Chair
Hon. Robert J. Steigmann, Co-Chair
Hon. Gino L. DiVito
Hon. Earl E. Strayhorn
Hon. Michael P. Toomin
Prof. Leonard L. Cavise
Prof. Richard S. Kling

The evidence program covered the topics of judicial notice, expert opinion, judicial knowledge and discoverability. The program was presented by:

Hon. George M. Marovich, Chair
Hon. Robert H Howerton, Vice Chair
Hon. William E. Black
Hon. Themis N. Karnezis
Hon. Stephen L. Spomer
Prof. James P. Carey
Prof. John E. Corkery

The seminar of Literature and the Law required attendees to read *Billy Budd, Antigone*, and other works of fiction as a basis for discussion of major societal, cultural, philosophical and legal issues concerning judging and justice. Small group discussions were led by the seminar's faculty:

Hon. Kenneth L. Gillis, Chair
Hon. H. Dean Andrews
Hon. Ray F. Lawrence
Hon. Julia M. Nowicki
Prof. William T. Braithwaite
Prof. Marc R. Kadish

1988 STUDY COMMITTEES

No study committee final reports were acted on by the Executive Committee in 1988.

V
THE COURTS COMMISSION

THE COURTS COMMISSION

Since July 1, 1971, disciplinary proceedings against judicial officers in Illinois have been bifurcated. The Judicial Inquiry Board composed of lay persons, lawyers and judges, conducts investigations against judges, files formal voted complaints against judges with the Courts Commission, and prosecutes those complaints before the Commission. The five judges who comprise the Commission hear those complaints, make findings, and enter dispositive orders of dismissal or of imposition of sanctions. A judge may be disciplined by removal from office, suspension with or without pay, retirement, censure or reprimand. Pursuant to rule of the Commission, the Administrative Director is the Commission Secretary. For further information on the history of judicial discipline in Illinois, see the *1975 Annual Report to the Supreme Court of Illinois*, pages 60-65 and the Prefatory Note, 1 Ill. Cts. Comm., pages ix-xxii.

The judicial officers who have been appointed as members of the judicial disciplinary entities are, as of December 31, 1988:

Appointed by the Supreme Court to the Judicial Inquiry Board:

Circuit Judge Harold L. Jensen, Sixth Judicial Circuit
Circuit Judge Edward H. Marsalek, Cook County

Appointed by the Supreme Court to the Courts Commission:

*Supreme Court Judge Benjamin K. Miller (chairman)
*Circuit Judge James C. Murray, Cook County
*Circuit Judge Rodney A. Scott, Sixth Judicial Circuit
Circuit Judge Arthur L. Dunne, Cook County (alternate)
Circuit Judge John E. Sype, Seventeenth Judicial Circuit (alternate)

Appointed by the Appellate Court to the Courts Commission:

*Appellate Court Judge Francis S. Lorenz, First Judicial District
*Appellate Court Judge Allan L. Stouder, Third Judicial District
Appellate Court Judge David Linn, First Judicial District (alternate)
Appellate Court Judge Frederick S. Green, Fourth Judicial District (alternate)

*Present members of the Courts Commission.

During the period July 1, 1971 through December 31, 1988, the Judicial Inquiry Board had filed 45 formal complaints with the Courts Commission. The dispositions of the complaints by the Commission were as follows:

Respondents removed from office	— 3
Respondents suspended without pay	— 10
Respondents censured	— 3
Respondents reprimanded	— 10
Complaints dismissed	— 17
Commission order expunged by Supreme Court	— 1
Complaints pending	— 1

During 1988, the Courts Commission decided two complaints which had been filed in 1987. One formal complaint was filed by the Judicial Inquiry Board in 1988. The 1988 activities of the Illinois Courts Commission were as follows:

(1) Complaint 87-CC-3 charged a circuit judge of the Eleventh Judicial Circuit, in a three-count complaint, with willful misconduct and with conduct that is prejudicial to the administration of justice and that brings the judicial office into disrepute in that he forced the resignation of his judicial secretary after she terminated her "long-standing personal, romantic and sexual relationship" with the respondent; that the respondent while presiding, in 1987, in a criminal case, "empaneled a jury in the absence of the parties and counsel for the parties"; and that the respondent "failed to cooperate with the Illinois Judicial Inquiry Board in its investigation of allegations of misconduct concerning his judicial behavior." The complaint alleged that the respondent violated Supreme Court Rules 61, 62(A), 63(A)(1) and 63(A)(4).

On August 17, 1988, the Commission found the respondent guilty of violating Supreme Court Rules 61, 62(A), 63(A)(1) and 63(A)(4), and imposed the penalty of six-month suspension without pay.

(2) Complaint 87-CC-4 charged a Cook County circuit judge, in a two-count complaint, with willful misconduct in office and with conduct that is prejudicial to the administration of justice and that brings the judicial office into disrepute in that he, in 1983, "did for the purpose of obtaining a mortgage loan in the State of Florida execute and cause to be delivered to a bank certain documents which falsely claimed the existence of a $15,000 down payment", and that he, in 1987, "pled guilty to a criminal information brought by the State of Florida concerning the execution and submission of these false documents, for which offense he was convicted" and fined. The complaint alleged that the respondent violated Supreme Court Rules 61 and 62.

On April 15, 1988, the Commission found the respondent guilty of violating Supreme Court Rules 61, 62(A) and 62(B) and imposed the penalty of reprimand on the respondent.

(3) Complaint 88-CC-1 charged a Justice of the Appellate Court of Illinois, First District, with willful misconduct in office and with conduct that is prejudicial to the administration of justice and that brings the judicial office into disrepute. The complaint alleged that the respondent engaged in political activity in violation of the Standards of Judicial Conduct as set forth in Illinois Supreme Court Rule 67.

It is anticipated that the Commission will hear this complaint in 1989.

VI
THE ADMINISTRATIVE OFFICE

THE ADMINISTRATIVE OFFICE OF THE ILLINOIS COURTS

INTRODUCTION

The Administrative Office of the Illinois Courts (see Appendix B for historical development) is established pursuant to Article VI, Section 16 of the Constitution of 1970, to assist the Chief Justice to carry out his duties in exercising the administrative and supervisory authority of the Supreme Court over all the courts. As that authority encompasses every aspect of the judicial system, the functions of the Administrative functions generally include personnel and fiscal management, continuing judicial education, maintenance of records and statistics, service as secretary to the committees and other organizations, liaison activity with the legislative and executive branches, management of court facilities and equipment, administration of programs under several Supreme Court Rules, research and planning. (Compare 1974 A.B.A. Standards Relating to Court Organization (Standard 1.41) (responsibilities state court administrative offices).) Within each of these categries fall the specific duties of the Administrative Office which are reported in greater detail in this chapter.

Other functions of the Administrative Office are explained separately below. The office is charged by Supreme Court Rule 21(d) with keeping filed copies of Appellate Court and Circuit Court rules. Pursuant to Supreme Court Rule 68, the Administrative Director is the custodian of verified statements of economic interest which are filed by Illinois judges for the years prior to April 30, 1987. Sealed statements filed under this rule may be opened only by the Supreme Court or by the Illinois Courts Commission when specificially authorized by the Supreme Court for use in proceedings of the Commission. Parties to an action may request from the Director information from unsealed lists concerning businesses in which a judge or members of his immediate family have a financial interest.

The Director and his staff appear before the appropriation committees of the General Assembly to testify concerning the State judicial budget, and they are frequently called upon to advise the judiciary committees on proposed legislation affecting the courts. They also address civic groups, bar associations, legislative commissions and court reform groups concerning court administration and the structure and operation of Illinois' unified court system. The educational responsibilities of the office additionally include answering telephone and mail inquiries from the general public about the court system.

Citizens, judges, lawyers, court administrators from other states, and persons from foreign nations visit the Administrative Office and the Illinois courts. One task of the Administrative Office is to explain the Illinois court system to them and arrange visits to courthouses and with judges. The office can also arrange for Illinois judges to visit the State's penal institutions in order to foster a greater understanding of the correctional system.

The work of the Administrative Office was expanded in the last decade with the addition of two departments. In 1978, a Probation Division was created to establish standards and provide salary subsidies for probation officers. The Supreme Court approved the addition of Judicial Management Information Services to the Administrative Office in late 1980. This staff plans and coordinates the installation of automated recordkeeping systems throughout the court system.

During the reorganization of the Administrative Office discussed in the next section of this chapter, these two divisions were retained and five new divisions were created. These new divisions were the Administrative Services Division, the Court Services Division, the Judicial Branch Education Division, the Legal Services Division and the Planning, Research and Special Projects Division. The 1988 activities of all of the divisions are detailed further in this chapter.

REORGANIZATION OF THE ADMINISTRATIVE OFFICE

In 1987, the National Center for State Courts completed a study of the Administrative Office at the request of the Supreme Court.

This study documented an Administrative Office that was loosely organized into an Executive Office and three operating divisions: the Accounting Division, the JMIS Division, and the Probation Division (see 1986 Administrative Office organizational chart on page 50). It stated that this lack of organizational clarity had resulted in the three operating divisions functioning without much control from the Executive Office.

The study recommended that the Administrative Office be functionally reorganized so that it could be able to better assist the Supreme Court to administer the Illinois unified court system and provide more and better services to the court community. Specifically, it recommended that the Administrative Office be reorganized into six operating divisions with the Administrative Director also having several clearly defined staff offices, responsible for liaison with other branches of government and the public, reporting directly to him. Subsequently, the reorganization efforts showed the need for an additional operating division, the Judicial Branch Education Division, which was approved by the Supreme Court in August, 1988, and became operational on October 1, 1988 (see 1988 Administrative Office organizational chart on page 51). A national search was conducted to find the most knowledgeable and competent administrators to manage the newly created operating divisions.

ADMINISTRATIVE OFFICE OF THE ILLINOIS COURTS ORGANIZATIONAL CHART (1986)

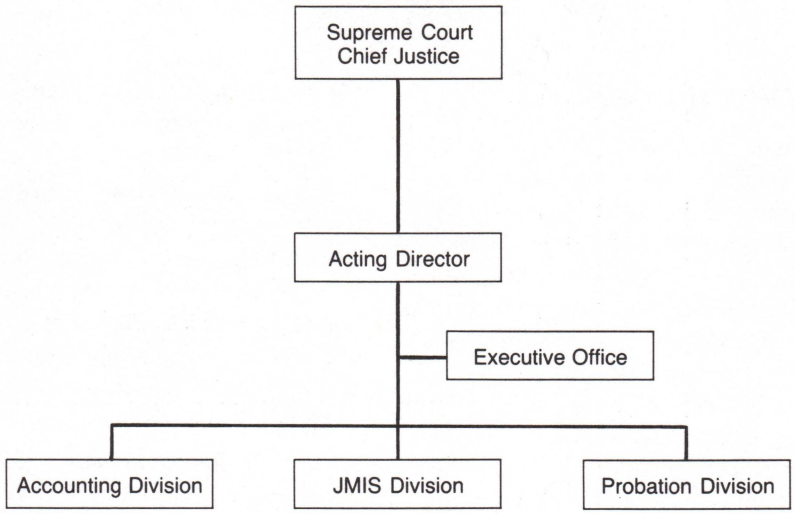

By the end of 1988, the reorganization of the Administrative Office had been virtually completed as follows:

Executive Office — The functions of the Executive Office have been considerably tightened, with some professional staff personnel once loosely attached to the office being reassigned to the operating divisions. At the same time the office has been significantly strengthened in an area the NCSC study had identified as an Administrative Office weakness (representing the courts in legislative matters and interacting with other governmental agencies) with the creation of the Intergovernmental Relations Unit in January, 1988.

The Intergovernmental Relations Unit functions as the Executive Office's legislative clearinghouse; not only to the external components of state government, but also to the various divisions and units within the Supreme Court. The Unit also coordinates briefings with Administrative Office personnel and Executive and Legislative Branch representatives on both budgetary and substantive matters.

Administrative Services Division — The NCSC study had stated that the Administrative Office was not placing enough emphasis on personnel matters. The old Accounting Division had kept basic personnel records, but had placed most of its emphasis on the traditional processing of budget expenditures. The new Administrative Services Division has responsibilities for finance, personnel, labor relations, court security, facilities management, and central services.

By the end of 1988, the Division's finance section had updated and automated the Administrative Office's budget preparation process and had developed an automated financial status report for the Appellate Court.

During 1988, the Division's personnel section completed the development and implementation of a job classification and pay plan for 300 employees serving the Supreme Court, Appellate Court, and the Administrative Office. For the first time, at the direction of the Supreme Court, the personnel section produced written job classification specifications and integrated employees' salaries into a uniform pay plan. The section also implemented an employee appeal process and a uniform time recording system.

Two labor relations attorneys were hired and counsel and labor negotiation services were provided to 15 of the 22 circuits covering 18 counties.

Court Services Division — Another weakness of the Administrative Office that was identified in the NCSC study was that it had "not been particularly active in promoting trial court administration or in establishing close relationships with circuit courts in matters of administration". The new Court Services Division was, therefore, established to strengthen trial and Appellate Court operations through improved communications with the courts, provision of technical assistance and the development of Supreme Court program initiatives. It is comprised of three units: Appellate Court Services, Circuit Court Services, and Circuit Clerk Liaison.

During 1988, under the direction of the Illinois Supreme Court, the Administrative Office established Trial Court Administration Programs in two jurisdictions, the First (in January) and Seventh (in June) Judicial Circuits. This inititative is intended to provide chief judges with professional management support in administering the non-judicial functions of the court; it is coordinated through the Division.

In February, 1988, the Division began providing ongoing staff support to the Study Committee on Operation of the Judicial System, an Illinois Judicial Conference Subcommittee. To assist the Study Committee in its deliberations, the Divi-

ADMINISTRATIVE OFFICE OF THE ILLINOIS COURTS
October 1, 1988

DRAFT
Not Reviewed by or
Approved by the
Supreme Court

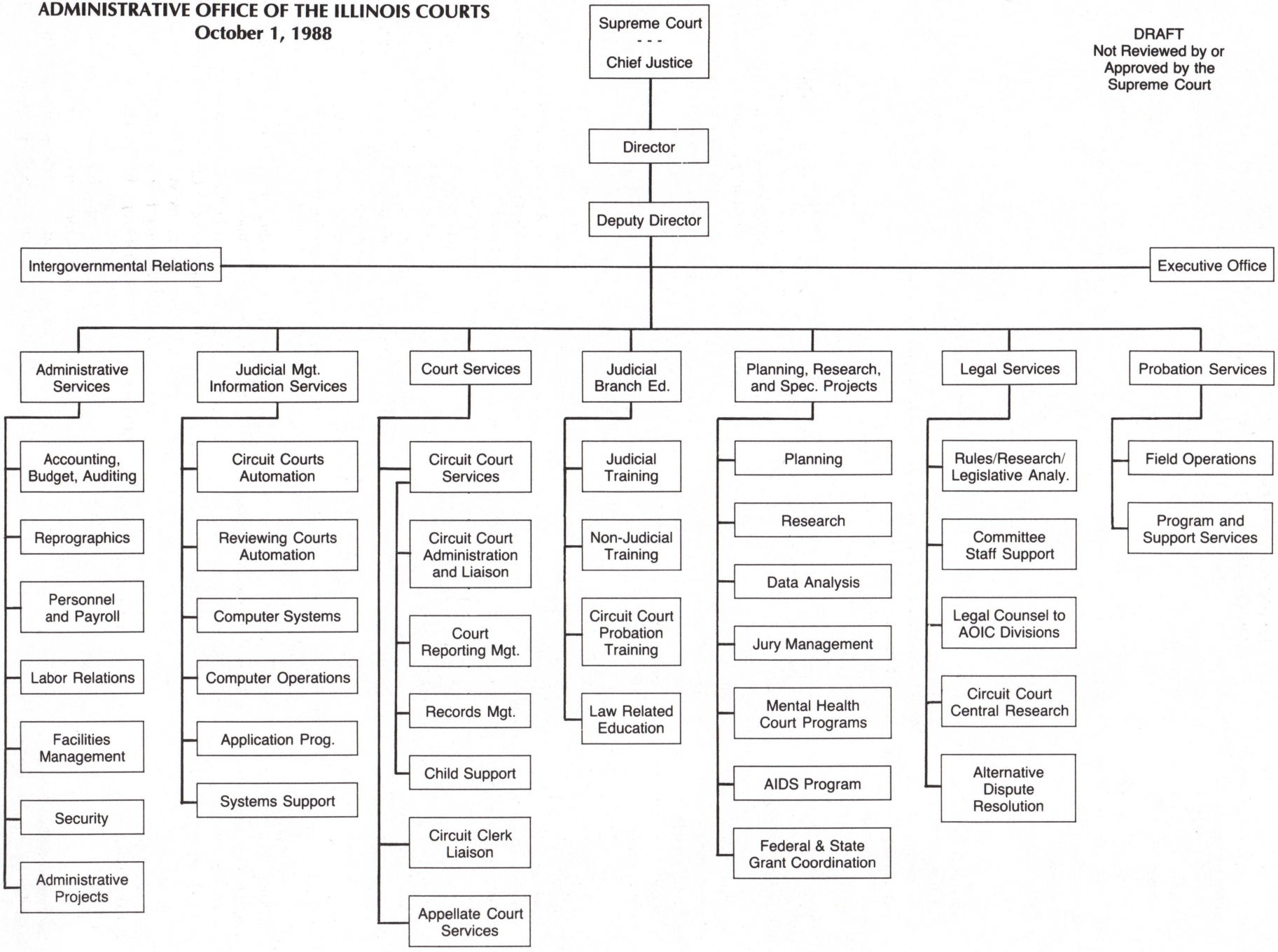

sion developed and administered a comprehensive survey addressing organizational structure, fiscal administration, and caseflow management at the trial court level. The findings of this survey were set forth in *Profile of the Illinois Trial Courts — A Survey of Chief Circuit Judges*, published in November, 1988.

Also in 1988, a victim services program was created by the Administrative Office and placed in the Division to assess and enhance the Illinois judicial system's responsiveness to victim needs, to provide a conduit of access for the concerns of victims, and to stay abreast of emerging victim and court issues.

Judicial Branch Education Division — The Administrative Office has traditionally administered the training and continuing administrators, court reporters, court clerks, and court services personnel. After evaluating the quality and methods used for this training effort, it was determined that the programs would benefit from administrative assistance.

A judicial educator and additional professional and support staff were retained and others already employed by the Administrative Office were reassigned into one unit responsible for all of the training and continuing education efforts emanating from, or served by, the Administrative Office. This unit became operational in March, 1988, as part of the Court Services Division. In October, 1988, the Director, with the approval of the Supreme Court, moved Judicial Branch Education to divisional status.

The Administrative Office has sponsored an annual training seminar for trial court administrative staff since 1973. In June, 1988, Judicial Branch Education held a workshop on "Employee Motivation: Developing a Productive and Satisfied Court System" which was attended by 47 participants, which included trial court administrators, administrative assistants and chief judges.

During 1988, Judicial Branch Education conducted three programs for Circuit Clerks (one in June and two in December — one of which was an orientation program for 23 newly elected clerks). This was the first training for circuit clerks offered by the Administrative Office since 1984.

Under the direction of the Illinois Judicial Conference, Judicial Branch Education helped staff the annual meeting of the Illinois Judicial Conference in September, 1988.

In October, 1988, the Judicial Branch Education Division provided assistance to the Illinois Judicial Conference in administering the "Literature and Law" Regional Seminar.

In December, 1988, the Judicial Branch Education Division provided assistance to the Illinois Judicial Conference in administering the annual New Judge Seminar.

Probation training is the most comprehensive training offered for any court audience. Prior to the reorganization of the Administrative Office, a full time probation training manager had been employed by the Probation Division and concentration and coordination of all probation training had been centralized. The training manager was transferred to the new Judicial Branch Education Division in October, 1988. With this transfer, all training and education initiatives originating in the Administrative Office became the responsibility of the Division.

The Division also had the primary responsibility for conducting the second annual Administrative Office Staff Meeting in November, 1988.

Judicial Management Information Services Division — The JMIS Division was created in 1980 to plan and implement the computerization of the Illinois court system. The NCSC study noted that, by 1986, there was a growing lack of communication between the Division and the court community over the direction that the Divison was taking in the automation of the court system.

As a result of the study, a new Assistant Director was hired and the Division was somewhat reorganized, as recommended by the study, to enhance its capabilities to assist the Illinois Courts in their automation endeavors.

During 1988, Division staff visited some 65 circuit courts and local probation departments as well as the Supreme Court offices and all five Appellate Court districts to provide technical assistance. Numerous case processing systems were evaluated for the circuit courts and pilot sites were established in three circuits and four local probation departments to look at exemplary systems. Assisted by the consultation and discounts negotiated by the Administrative Office with several vendors, by the end of 1988, the circuit courts in 65 counties had full scale case processing systems. The Division also participated in a users committee formed by the circuit court clerks and a committee to investigate expanded computer usage by judges.

Legal Services Division — The NCSC study stated that, due to a "lack of organizational clarity" in the Administrative Office, the staff attorneys were being used in managerial and administrative roles when they were more comfortable with their legal roles as lawyer-generalists.

In early 1988, a part of the lawyer and related support staff was placed under the supervision of the Deputy Director. In July, 1988, the Legal Services Division was created; it began full operation as a separate division in September, 1988.

With the formation of the Division, traditional legal services are now performed in a more structured setting than existed prior to the organization of the Division. The Division lawyers provide "in-house" legal assistance to other AOIC divisions and, when solicited, advice to judicial and non-judicial officers or employees within the judicial branch. Requests for legal assistance have covered a wide range of subjects, including, for example, review of professional service contracts, child support enforcement proposals, leases for office space of judges and AOIC staff, memoranda on a broad

range of legal matters, and program topics for judicial education seminars.

During 1988, the Division's lawyers provided staff support to a number of judicial committees, including:

— Judicial Conference Study Committee on Juvenile Justice

— Judicial Conference Study Committee on Protracted Litigation

— *Ad Hoc* Committee on Article V Rules

— Supreme Court Committee to Study the Attorney Registration and Disciplinary Commission

— Supreme Court Committee on Post-Conviction Review of Death Sentences

— Supreme Court Oversight and Planning Committee for a Judicial Performance Evaluation Program

A major portion of the Division's workload during the legislative session is the analysis of legislation being monitored by the Supreme Court, the Conference of Chief Circuit Judges and the Subcommittee on Legislation.

Duties of the Division which have been in place for a number of years and continue under the reorganization include the administration of Supreme Court Rules 215 (d) (impartial medical experts) and 711 (licensing of senior law students), and the assignment of downstate judges to Cook County.

Before and after the creation of the Division, the Division's Associate Director served as coordinator of the Mandatory Court-Annexed Arbitration Program in the 17th Judicial Circuit (Winnebago County). During 1988, 1,034 eligible cases were processed through this new dispute resolution system.

Planning, Research and Special Projects Division — The NCSC study stated that statistics, program development (and evaluation) and the timely publication of reports were not high priorities of the Administrative Office. Therefore, as part of the Supreme Court's approved reorganization of the Administrative Office, the Planning, Research and Special Projects Division was formed in January, 1988.

The major functions of the Division are to serve as the primary resource for research and statistical analysis focused on court administrative concerns, the evaluation of court operated implementation of special projects designed to further enhance the operations of the Judicial Branch, identification and acquisition of grant funds, and the provision of technical assistance to the courts, subordinate court officials, and the Administrative Office in all of these identified areas.

During 1988, the Division assumed the responsibilities for the statistical analysis functions of the Probation Services Division, Judicial Education Division, and the Court Services Division, as well as assuming the responsibility for providing technical assistance on statistical analysis to the entire Illinois court system.

Also, during 1988, Division staff supported the work of the Supreme Court Committee on Implementation of Jury Standards and prepared the statutorily required Report to the General Assembly on the Use of Eavesdropping Devices for 1987. Other studies and reports completed during 1988 include:

— Circuit Court Calendar Management

— Circuit Court Caseload Management

— Technical Assistance Reports for Rock Island and Winnebago Counties

— Administrative Office Internal Filing Procedures and Systems

— Analysis of AOIC Reproduction Services

— Analysis of Funding Models for Forensic Mental Health Services

— Court Interpreter Study

— Adoption and Implementation of Jury Standards in Illinois (preliminary report)

— Design and publication of the *Findings* report series

The Division has taken the general lead in monitoring the availability of various federal funding sources and has facilitated applications for grant funds by agencies of the Illinois couts. In 1988, staff of the Division successfully facilitated the awarding of a State Justice Institute grant to Northwestern University for the development of AIDS education procedures in conjunction with the Cook County Circuit.

Under the "incubator" concept, wherein Administrative Office pilot programs are placed in the Division until they become fully operational, the official Court Reporters Project completed a preliminary analysis of the Illinois court reporting system and designed and coordinated the official Court Reporter Training Conference prior to being transferred to the Court Services Divison in December, 1988.

Probation Services Division — The NCSC study characterized the Probation Division as acting in a relatively autonomous manner in discharging its legislative mandate. The study noted that the Division maintained its own fiscal audit and county reimbursement section that fell "in the realm of financial management or personnel management and would, in a fully integrated Administrative Office, be performed by the organizational unit or units with special expertise in those two areas". Therefore, the reorganization of the Administrative Office included the transfer of some functions and personnel from the Probation Division to other newly-established divisions, and necessitated some restructuring within the Division, which was renamed the Probation Services Division.

After reorganization, the Division's on-going monitoring, evaluation and technical assistance activities continued to be major priorities during this period. Specific major projects completed during 1988 include:

— The Adult Probation Classification System Validation and Time Study was begun in 1987, with the National Council on Crime and Delinquency (NCCD) as consultant to the Division. NCCD completed both the validation study and the time study in July, 1988.

— The comprehensive revision of the Intensive Probation Supervision (IPS) Program Manual was a major project that involved on-site evaluations of operations in all 13 IPS program sites, which were completed in April, 1988. The new IPS Operations Manual was completed at the end of April, 1988, and was distributed in May, 1988.

— Automation of probation training records and enhanced monitoring and coordination of the design/delivery of probation training was another major project. Development of new probation training delivery policies began in June, 1988, and new policies for the delivery of the Probation Basic Training Course provided by Sangamon State University were implemented in September, 1988. A twelve-step Probation Training Strategic Planning Model was implemented on July 1, 1988, and in August, 1988, software for the automation of the Probation Training records was completed in conjunction with the JMIS Division and initial training record data was entered.

— The Probation Automated Case Management System project is a sophisticated pilot test of three different software packages and four different hardware configurations to study which combinations of software and hardware work best in different size probation departments. The hardware and software were installed in Coles, Cumberland, and the Jasper County probation departments in August, 1988, and in the Mason County Probation Department in October, 1988. The project is being implemented in conjunction with the JMIS Division.

— At the request of the Chief Judge of the 19th Circuit, in June, 1988, the Division began conducting a comprehensive management and operations study of the Lake County Probation and Court Services Department. This study was finished in August and a final report was forwarded to the Chief Judge of the 19th Circuit in September, 1988.

— In September, 1988, the Governor signed HB 3987, "An Act in relation to probation services fees", into law. In October, 1988, the Division initiated the Probation Services Fee Policies and Guidelines Project. An Administrative Office internal review committee and an external review committee were formed to respond to the issues and develop policies and guidelines for implementation of the Act. The committees met in October/November, 1988, and the resulting policies and guidelines were forwarded to the Supreme Court in December, 1988, and were presented to, and approved by, the Conference of Chief Circuit Judges on December 8, 1988, for implementation on January 1, 1989.

ADMINISTRATIVE SERVICES DIVISION

The creation of the Administrative Services Division is a direct result of the Supreme Court approval of some of the recommendations of the National Center for State Courts (NCSC) study completed in 1987.

The Administrative Services Division is headed by an Assistant Director with an Associate Director for Finance and an Associate Director for Personnel. The division is also responsible for Labor Relations, Court Security, Facilities Management and Central Services.

Finance

The Finance Section is responsible for budget preparation, expenditure monitoring, supervision of accounting and vouchering functions, procurement, property control and auditing. Recent accomplishments include a consolidation of budget lines in order to make the budget more cohesive and comprehensive, automation of the budget preparation process, and preparation of an updated, automated financial status report for the Supreme Court and Appellate Courts. The Finance Section has assigned an employee to the property control program on a full time basis and also has begun implementing a new property control system utilizing the latest bar coding technology.

In addition, a certified public accountant serving as Financial Systems Analyst has been added to the staff of the Division. This has allowed increased attention to be given to the development of internal financial controls and to the development of written policies and procedures for an automated accounting and vouchering system.

Since the organization of the Division, one hundred and fifteen on-site audits have been conducted of county fiscal records regarding probation reimbursement pursuant to the Probation Officers Act.

Also, liaison has been maintained with the staff of the Auditor General's Office which is conducting the FY 86-87 and FY 78-85 financial audits.

In the future, emphasis will continue to be placed on the automation of fiscal functions and the consolidation of central services such as reproduction/graphics and centralized procurement.

Personnel

The personnel function of the Administrative Services Division has also expanded to meet the need for the development and implementation of a modern personnel system for judicial branch employees. Two Human Resource Managers

were hired in 1988. In addition to the administration of the personnel function, the section also administers the payroll and benefits functions.

A major accomplishment during this period was the development and implementation of a job classification and pay plan for 300 employees serving the Supreme and Appellate Courts. For the first time, at the direction of the Supreme Court, written classification specifications were produced and employees' salaries were integrated into a uniform pay plan.

An employee appeal process, whereby employees request a review of their assigned classification to insure that proper job classifications and levels of responsibility have been accurately assigned, has been conducted. Rules of Administration were also adopted by the Supreme Court. Work has been undertaken to expand the job classification and pay plan to include administrative assistants to chief circuit judges and administrative court reporting personnel.

During this period the Administrative Office also implemented uniform office hours (8:30 a.m. to 5:00 p.m.) in its three Springfield facilities and its Chicago location. Full-time regular employees are required to work 7½ hours per day. The Administrative Office also implemented a uniform time recordkeeping system. Employees are now required to complete a time record sheet for each payroll period and submit the report to the supervisor within five days after the completion of the payroll period.

The payroll unit has consolidated the payrolls for the administrators of court reporting in the 18th Judicial Circuit and the Circuit Court of Cook County. Court reporting administrators were receiving two pay warrants per month, one for their appointment as an official court reporter and one for the administrative responsibilities in court reporting. During FY 1988 the payroll unit consolidated these payrolls and the administrative court reporting personnel now receive one pay warrant per month for all their duties related to court reporting.

During calendar year 1988, the Supreme Court approved a Judicial Branch holiday schedule applicable to all the State Courts in Illinois.

As required by the amendments to the Probation Officers Act in 1986, and with the assistance of the Administrative Office, performance appraisal systems were implemented in all circuit court probation departments. Concurrent with the performance appraisal systems, performance-based pay plans have been approved by the Administrative Office for all circuit court probation departments with the exception of Cook County.

Initial efforts have also been undertaken to analyze the Administrative Office workforce for Equal Employment Opportunity purposes and to provide for position tracking to better account for salary expenditures.

To help keep employees apprised of activities throughout the Administrative Office, the Division is responsible for the monthly preparation of the Blue Notes internal newsletter. The Division also assembles, with the help of Administrative Assistants to the Chief Circuit Judges, a weekly press clipping service for distribution. Working with the Director, staff of the Division coordinate public information efforts with the Public Information Officer of the Supreme Court.

Future plans call for the development and implementation of leave policies and other rules and the automation of personnel records and payroll.

Court Security

Security related technical assistance projects were completed on seven circuit court locations and the Daley Center offices of the Supreme Court and the First District Appellate Court. Security and facility related technical assistance projects were initiated in three other appellate court locations.

The staff member assigned to the security service has designed the first statewide security survey of Illinois courthouses. The survey results have been tabulated and a summary report of the results will be presented to the Chief Judges' Subcommittee on Court Security and to the Supreme Court. An outgrowth of this survey will be the drafting of statewide security guidelines for circuit courts. The Division continues to provide staff assistance to the Subcommittee on Court Security and has begun to collect materials to develop a resource library of court security materials.

Labor Relations

During calendar year 1988, Labor Relations services in the Judicial Branch were provided by lawyers from Sidley & Austin and two in-house labor attorneys of the Administrative Office of the Illinois Courts' Administrative Services Division. Counsel and labor negotiations services have been provided to 10 of the 21 circuits covering 37 counties as well as the Circuit Court of Cook County. Most of this activity has been in probation departments, circuit clerks' offices and public defenders' offices. The affected circuits/counties include:

CIRCUIT	COUNTY	BARGAINING UNIT	UNION
3rd	Madison	Broad County Unit	AFSCME
5th	Vermilion	Bailiffs	IBEW (Lost Election)
9th	Fulton	Broad County Unit	AFSCME (Lost Election)
10th	Peoria	Broad County Unit	PCEA (Independent Union)
10th	Tazewell	Broad County Unit	AFSCME
12th	Will	Public Defenders	IAM (Lost Election)
13th	LaSalle	Broad County Unit	AFSCME
15th	Stephenson	Circuit Clerk Unit	UAW
15th	Lee	Judicial Clerical Unit	(Teamsters Election Petition Withdrawn)

16th	DeKalb	Judicial Branch Unit	AFSCME (Lost Election)
		Circuit Clerk Unit	AFSCME (Lost Election)
16th	Kane	Circuit Clerk Unit	AFSCME (Election Petition Withdrawn)
17th	Boone	Circuit Clerk Unit	UAW
17th	Winnebago	Broad County Unit	AFSCME
20th	St. Clair	Broad County Unit	SEIU (Decertified)
	Cook	Adult Probation Unit	AFSCME
		Juvenile Probation Unit	AFSCME
		Public Defender Unit	AFSCME

AFSCME: American Federation of State, County and Municipal Employees
IAM: International Association of Machinists
IBEW: International Brotherhood of Electrical Workers
PCEA: Peoria County Employees Association
SEIU: Service Employees International Union
UAW: United Auto Workers

Labor Relations advice was also rendered internally to AOIC staff and various judicial branch managers on an *ad hoc* basis throughout 1988.

Facilities

The space needs of AOIC-Springfield continue to require attention to make good the use of the three locations (118 W. Edwards St., 413 W. Monroe St., and 840 S. Spring St.) currently occupied. There have been periodic workspace realignments of staff to achieve better communications through the use of contiguous office. Assessments have been made by staff to make recommendations on the best use of existing space and on future space needs. These assessments are both short and long range. Division staff have also been involved in the physical movement of equipment and materials to facilitate relocations.

Negotiations have been undertaken to expand office space at 840 South Spring Street and facilities adjacent to the 118 West Edwards Street location. The latter houses a centralized supply, mail and reproduction center.

The tasks associated with planning for the Waterways Building in Springfield as a renovated site for the Fourth District Appellate Court were ongoing during 1988. This work involved site visits, liaison with the staff of the Capital Development Board concerning project feasibility and funding and close contact with architects, planners and the judges who will occupy the structure. Division staff will continue to coordinate with the staff of the Capital Development Board as this project progresses through the planning and design stages.

The AOIC Chicago office operations have been physically improved through the use of modular office furniture, painting, draperies, new office furniture and a general clean up. Division staff have been involved in the procurement of goods and services for this location and the general logistics associated with a renovation operation.

Central Services

The central reproduction capability of the AOIC has been relocated from Chicago to Springfield and occupies its own separate facility. It has been combined with a central supply and mail operation. This center functions as the reproduction center for all AOIC divisions having high volume copying requirements.

Forms design capability has been added as a service provided to all AOIC divisions. In the future, it is hoped that the graphics capability of the Administrative Services Division can be expanded through the use of computer graphics and other tools which wil enhance the report production activities of the AOIC.

The use of a leased mini-van has allowed messenger/utility staff greater flexibility in mail, messenger and supply activities. It has also allowed the AOIC to undertake, in a more economical fashion, the movement of furniture and materials between AOIC Springfield locations and AOIC Chicago office locations, as well as other court facilities.

Through the acquisition of leased storage space, the Administrative Services Division can now store and inventory surplus property from office locations to be reused in other office locations as need arise.

Receptionist services at all AOIC locations have been reorganized and placed in the Division. This was done to standardize and improve telecommunications service and building security at all locations.

COURT SERVICES DIVISION

With the Supreme Court's reorganization of the Administrative Office of the Illinois Courts in 1987, the Court Services Division was established to strengthen trial and appellate court operations. This objective is met through improved communications with the courts, provision of technical assistance and the development of Supreme Court program initiatives. The division provides liaison to administrative personnel (trial court administrators and administrative assistants to chief circuit judges) of the twenty-two judicial circuits and circuit clerks of the 102 counties of Illinois.

Under the direction of the Illinois Supreme Court, the Administrative Office began establishing, in 1988, trial court administration programs in two jurisdictions, the First and Seventh Judicial Circuits. This initiative was intended to provide chief circuit judges with professional management support in administering the non-judicial functions of the Court, *e.g.*, personnel administration, budgeting, court automation, jury management and caseflow management. Each pilot location was to be staffed by a professional trial court administrator and one clerical staff. In the 1st Judicial Circuit, a court administrator was appointed in December, 1988, with the program to commence in January, 1989. In December, 1988, the recruitment and selection of a court administrator was also underway in the Seventh Judicial Circuit.

During the June, 1988, Term Administrative Agenda, the Supreme Court approved a study of video tape recording of trial court proceedings. As a follow-up measure, the Court Services Division coordinated a site visit to the Jefferson County Courthouse, Louisville, Kentucky, where a sophisticated audio video system has been used in the trial courts since 1985. As a follow-up to this visit, the Division prepared the report, *Videotape Recording of Trial Court Proceedings — The Kentucky Model*, a Report to the Ad Hoc Study Committee on Videotape Recording of Trial Court Proceedings.

On December 1, 1988, Court Reporting Management was transferred from the Planning, Research & Special Projects Division to the Court Services Division. Activities related to court reporting include proficiency testing and certification, collection and monitoring of financial disclosure statements submitted by court reporters, continuing liaison with official court reporters and their representatives, and the evaluation of various court reporting technologies.

Currently, the Division's records management unit is examining existing Administrative Office procedure manuals including the *Manual on Recordkeeping*, two volumes of the *Coding Manual* (Civil and Criminal) and the *Civil Procedures Manual*. Under review is the periodic updates of these manuals, a need which must be weighed against requests to establish more specialized manuals in areas such as child support and domestic violence. As part of this review, in 1988, the Division developed a comprehensive survey to go to all past recipients of the AOIC manuals. The results of this survey should be an important factor in establishing priorities and developing future projects.

Working with the Intergovernmental Relations Unit of the Administrative Office during 1988, the Court Services Division continued study and preparation for full State court funding. The Division provided staff support for the Illinois Supreme Court's Illinois Court Finance Advisory Committee. In this regard, it is noteworthy that all members of this broad based study committee endorsed the National Center for State Courts' *Illinois Court Finance Study*, both in terms of methodology and findings.

The Court Services Division also provided on-going staff support to the Illinois Judicial Conference's Study Committee on Operation of the Judicial System. The Study Committee is examining the Illinois judicial system, both by reference to other State court models and the American Bar Association's *Standards Relating to Court Organization* and *Standards Relating to Trial Court Administration*. To assist in the Committee's review, in 1988, the Administrative Office conducted a comprehensive survey addressing organizational structure, fiscal administration and caseflow management at the trial court level. Findings of this survey were set forth in a report, *Profile of the Illinois Trial Courts — A Survey of Chief Circuit Judges*. The Division also assisted the Committee in its review of case processing, time standards and the National Trial Court Performance Standards.

Through cooperation with other divisions of the Administrative Office, the Court Services Division is available to provide technical assistance in various facets of trial and appellate court operations. Typically, requests for technical assistance are initiated by chief circuit judges or circuit clerks facing complex problems in records management, automation, case processing, etc. In response to such requests, the Administrative Office dispatches project teams to trial courts, where staff work on-site with local court officials to identify strengths and weaknesses of the system. As a follow-up to the field work, the Division provides the chief circuit judge with written reports setting forth site visit findings, problem analysis and recommendations. Technical assistance efforts currently underway include a study of traffic recordkeeping, various records management studies and court security analyses of several county courthouses.

EXECUTIVE OFFICE

In the exercise of its administrative authority, the Supreme Court is assisted by the Administrative Office of the Illinois Courts. At the hub of the operations and functions of the Administrative Office is the Executive Office, from which the activities of all divisions are directed and coordinated. Within the Executive Office are the Director's Office and the Intergovernmental Relations Unit.

The Director's Office carries out a variety of daily administrative duties designed to strengthen court operations, leading to improvements in the administration of justice. The Office prepares administrative material for the Supreme Court's review, ranging from formal agendas and off-agenda items to informational memoranda. The Office compiles and maintains biographies on all Illinois judges. The Director's Office also acts as a teller of judicial elections, compiling and tabulating votes to fill associate judge vacancies by an elective process among the circuit judges. Maintenance of reports detailing the use of eavesdropping devices in Illinois is also a duty that falls within the functions of the Director's Office. Similarly, all statistical reports and informational materials disseminated by the Administrative Office are reviewed and approved by the Director. A special emphasis of the Director has been placed on written evaluations of all programs of the Administrative Office of the Illinois Courts.

The Director's Office, along with the Intergovernmental Relations Unit, also interacts with the Legislative Branch of state government. The Director participates in meetings with the members of the General Assembly, legislative leaders and their staffs. Formal interaction includes the Director's testimony before the Appropriations Committees in both the House and the Senate in support of the annual funding bill. The Director works with Executive Branch agencies on matters of interest to the Judicial Branch.

The Director is responsible for the daily activities of the internal administrative operations of the Judicial Branch as well as a wide range of programs in the reviewing and trial courts.

The Director is usually present at meetings of the Conference of Chief Circuit Judges, the Executive Committee of the Illinois Judicial Conference, and on occasion attends training sessions for circuit clerks, probation personnel, court reporters and other participants in the Judicial Branch. The Director is the chairman of the Supreme Court Committee on the Implementation of Jury Standards and has been designated by the Court as American Bar Association Jury Standards Coordinator. The Director also serves as the Secretary to the Illinois Courts Commission.

The Deputy Director of the Administrative Office, who is in responsible charge of the Chicago office, is responsible for a Supreme Court approved review and drafting of all court rules. The Deputy Director works closely with the Rules Committee and several other Supreme Court committees, as well as assisting the Legal Division and serving on the Administrative Office Management Committee.

The Director has embarked on a program of court site visits to meet with the chief circuit judges, circuit clerks, probation administrators and other circuit court officials to discuss administrative practices, automation and technical needs, methods of caseflow management and daily operations. The Director has conducted similar visits in appellate court districts.

The Director represents the Judicial Branch interests in meetings with various bar associations. He is a member of the Chicago Bar Association's Committee on Electronic Courthouses.

Nationally, Illinois is often represented through the Director's participation in various judicial organizations. The Director is a member of the Conference of State Court Administrators' Committee on Court Facilities as well as the Committee on Alternative Dispute Resolution. He also serves on the Advisory Committee to drafters of the American Bar Association Standards on Judicial Administration, and Standards Relating to Court Organization. He is a member of the National Conference of Metropolitan Courts, the Institute of Judicial Administration, the Planning Committee of the 1990 Conference of Court Management and a member of the Conference of Big Nine State Court Administrators.

The Director maintains liaisons with other national organizations such as the Bureau of Justice Assistance, the Institute of Judicial Administration, the Rural Justice Center, the Federal Office of Child Support Enforcement, the Bureau of Justice Statistics, and the National Center for State Courts. The Director is also the state contact for the State Justice Institute. Further, the Director's extensive personal library of judicial administration materials is available to Judicial Branch personnel on loan.

INTERGOVERNMENTAL RELATIONS UNIT

On January 1, 1988, the Intergovernmental Relations Unit was created in the Executive Office of the Administrative Office. The Unit is comprised of an Associate Director, the Intergovernmental Relations Coordinator, a full-time student intern during the legislative session and receives secretarial support from the Executive Office. The Intergovernmental Relations Unit functions as a legislative clearinghouse; not only to the external elements of state government, but also to the various components within the Judicial Branch. The Legal Division of the Administrative Office complements this role by drafting bill analyses and answering technical, legal questions concerning bills introduced in the General Assembly.

Unlike many other state legislative liaisons, the Intergovernmental Relations Unit is not limited to only communicating directives of the Supreme Court. The Associate Director of the Unit is a member of the Director's management staff and the unit offers insight and strategies into policy development and direction. The Unit provides an understanding of the actions and focus of the General Assembly and other parts of state government and is thus able to serve as a sounding board for identifying possible areas of support or resistance to Supreme Court legislative initiatives.

In close cooperation with the Legal Division the unit prepares a draft of the Annual Report of the Supreme Court to the General Assembly. The Supreme Court reviews the draft and gives approval to the final language of this constitutionally mandated report.

In order to present a clear and concise picture of the activities of the Judicial Branch, internal communication structures within the Judicial Branch have been more highly defined and emphasized. The Intergovernmental Relations Unit has developed working relationships with the Administrative Services Division to coordinate the dissemination of budgetary information to legislators and their staffs and to develop internal procedures to collect and report this data.

The Intergovernmental Relations Unit has also developed interdivisional legislative review structures whereby representatives from the various divisions of the Administrative Office channel information to the Unit. This information is used by the Unit in meetings of Administrative Office internal standing committees that address legislative and related matters, such as the committee to develop interagency agreements between chief circuit judges and the Treatment Alternatives to Special Clients (TASC) organization, as well as the Statewide Committee on the Implementation of the Probation Services Fee. This communication of information is vital in the development of briefings for the Supreme Court, the Conference of Chief Circuit Judges, the Director, and the Legislative Subcommittee of the Executive Committee of the Illinois Judicial Conference, which the Unit staffs.

The Intergovernmental Relations Unit also coordinates briefings by Administrative Office personnel of Executive and Legislative Branch representatives on both budgetary and substantive matters. For the Executive Branch, the Unit has worked with representatives from the Department of State Police, the Secretary of State, and the Department of Children and Family Services to offer insight into the areas of the judiciary affected by these agencies' legislative proposals.

Through its testimony at legislative committee hearings and contacts with other branches of state government, the Unit has fostered a better working relationship with state government personnel.

Future endeavors include efforts to better communicate the Supreme Court's budget priorities to the legislature. This will be achieved by working more closely with all divisions of the Administrative Office to develop and present a clear and complete documentation for the funding neded to operate existing programs and new initiatives identified by the Supreme Court.

JUDICIAL BRANCH EDUCATION DIVISION

In recognition of the importance of providing interrelated, system-wide education and training for elected court officers and judicial branch employees, the Administrative Office established the Judicial Branch Education Unit in March, 1988. Originally part of the Court Services Division, Judicial Branch Education became a separate division in October, 1988. In October the Division also assumed the responsibility of the probation training. With the training and education role now consolidated, the Division has responsibility for providing programs for judges, probation personnel, administration and technical personnel, circuit clerks and court reporters.

The mission of Judicial Branch Education is to contribute to the professional excellence of judicial officers and court personnel through offering superior continuing education and training which enhances the administration of justice in Illinois.

Judicial Training and Continuing Professional Education

An important function of the Judicial Branch Education Division is to provide staff support to the Illinois Judicial Conference in the administration of education programs. Judicial education staff serves the Executive Committee, the Subcommittee on Judicial Education, the Associate Judge Seminar Coordinating Committee, and the various topical committees established to develop the judicial program topics and format. A description of the Illinois Judicial Conference work appears in this annual report under the Judicial Conference section of this chapter.

All judicial education training programs have been carefully planned to meet the professional education needs of judicial officers throughout their careers. Judicial training has as its goal the establishment and maintenance of the highest level of judicial competence and public service to the citizens of Illinois.

Court Administration and Technical Training and Continuing Professional Education

The Administrative Office has historically sponsored annual meetings for trial court administrative personnel, circuit clerks and court reporters. Building on this tradition the Administrative Office, through the Judicial Branch Education Division, initiated a new era of training, wherein the application of professional and adult continuing education methodologies were employed. The focus for this approach was to bring the latest in professional advancement to the individuals who have the daily responsibility of effectively operating the courts. Through extensive planning and collaboration the court administration and technical training component of the Judicial Branch Education Division was born. This training component incorporates the philosophy that on-going training needs cut across all judicial, professional and technical areas of court operation. Thus, unless highly specialized training is required for one group alone, all judicial officers and court personnel are joined in the same training environment. The goal of all court administration and technical training is to provide the group with an opportunity to keep abreast of new developments in administration, acquire new skills and knowledge, and to apply the newly acquired skills and knowledge in the court offices across Illinois.

DATE	PROGRAM TITLE AND MAJOR TOPICS	LOCATION
June 10-11	Official Court Reporter Development Seminar • litigation support • transcription improvement • AIDS in the Courtroom	Chicago
June 23-24	Employee Motivation: Developing a Productive and Satisfied Court Team • developing an administrative court team • employee motivation	St. Charles
June 15-16	Circuit Clerks Seminar • information and court management • domestic violence • child support systems	Decatur
December 13-14	Orientation for Newly Elected Circuit Clerks • orientation to the role and responsibility of the circuit clerk and the circuit clerk's office	Springfield
December 14-15	Fall Circuit Clerks Seminar • new and pending legislation • statistical reporting • issues in child support	Springfield

Probation Training and Continuing Professional Education

The goal of Illinois probation training whether administered or sponsored by the Administrative Office is the ongoing improvement in the quality of probation services in Illinois. To attain this goal, mandatory training requirements were established which require all newly appointed probation professionals to complete a forty (40) hour basic training program during their first year of employment. Twenty (20) hours of advanced training is required for all probation professionals for each subsequent year.

During 1988, the Administrative Office employed an individual responsible for administering probation training. After an extensive analysis of the probation training was completed, a reorganization of probation training programs and method of delivery occurred. A grant was awarded to the Circuit Court of Cook County for training of all Cook County probation staff. A contractual agreement with Sangamon State University provided basic training for individuals beginning careers as adult probation officers, juvenile probation officers, and detention line officers. Advanced training for specialty probation programs was developed and conducted by the Administrative Office.

In 1988, a formalized needs assessment process was established to identify training needs of new and veteran officers resulting in the refinement of all courses which comprise basic and advanced training programs. All topics included in basic training programs reflect areas of necessary skill development for new employees. Advanced training programs focus on areas of skill enhancement as well as current issues and trends important to reinforce the professionalism within probation services.

See the chart entitled "1988 Probation Training" for a list of all the probation training iterations that occurred during 1988.

PROBATION TRAINING DURING 1988

Advanced Probation Officer Training/J(uvenile) /A(dult) /B(oth)

Basic Probation Officer Training/J(uvenile) /A(dult) /B(oth)

Date	Program Title	Major Topics	Location
January 14	Advanced Probation Officer Training/J	Sexual Abuse	Countryside
January 19-April 18 (10 weeks)	Basic Probation Officer Training/J	Orientation/Skill Building	Chicago
January 19	Advanced Probation Officer Training/A	Substance Abuse and Criminality	Oak Lawn
January 20	Advanced Probation Officer Training/B	Legal Issues and Advanced Interviewing	Mt. Vernon
January 20-22	Advanced Probation Officer Training/A	AIDS	Chicago
January 21	Advanced Probation Officer Training/B	Stress Management, Supervisor as Trainer, and DUI/DASA	Mt. Vernon
January 22	Advanced Probation Officer Training/B	Drug Abuse and Effective Intervention Strategies	Mt. Vernon
January 22-29	Advanced Probation Officer Training/A	Bureau of Identification	Chicago
January 22-29	Advanced Probation Officer Training/J	Working with Adolescent Females	Countryside
January 23	Advanced Probation Officer Training/B	AIDS and Other Communicable Diseases, and Legal Issues	Springfield
January 26	Advanced Probation Officer Training/B	Effective Intervention Strategies, Stress Management, and DUI/DASA	Springfield
January 27	Advanced Probation Officer Training/B	Drug Abuse and Motivating Staff	Springfield
January 28	Advanced Probation Officer Training/A	Case Supervision Planning	Chicago
January 29	Advanced Probation Officer Training/J	Working with Adolescent Females	Countryside
February 2	Advanced Probation Officer Training/A	AIDS	Chicago
February 3	Advanced Probation Officer Training/A	Case Supervision Planning	Chicago
February 4	Advanced Probation Officer Training/A	Case Supervision Planning	Chicago
February 4	Advanced Probation Officer Training/A	Promis System Training	Chicago
February 8-15	Basic Probation Officer Training/J	Orientation/Skill Building	Chicago
February 9	Advanced Probation Officer Training/A	Promis System Training	Chicago
February 9	Advanced Probation Officer Training/B	Dealing with Resistant Clients	Waukegan
February 9	Advanced Probation Officer Training/B	Mentally Disturbed Offender	Waukegan
February 9	Advanced Probation Officer Training/B	Motivating Staff	Glen Ellyn
February 9	Advanced Probation Officer Training/B	Mentally Disturbed Offender	Glen Ellyn
February 9-June 14 (Class met 2 days per week)	Advanced Probation Officer Training/B	Basic Spanish	Chicago
February 10	Advanced Probation Officer Training/B	Effective Intervention Strategies	Glen Ellyn
February 10	Advanced Probation Officer Training/B	Gangs	Glen Ellyn
February 10	Advanced Probation Officer Training/A	Subconscious Communication	Hillside
February 11	Advanced Probation Officer Training/B	Dealing With Resistant Clients	Glen Ellyn
February 11	Advanced Probation Officer Training/B	Alcohol Abuse	Glen Ellyn
February 14-March 18	Basic Probation Officer Training/A	Orientation/Skill Building	Chicago
February 16 & 23	Advanced Probation Officer Training/A	Substance Abuse & Criminality	Hillside
February 22	Advanced Probation Officer Training/A	Promis System Training	Chicago
February 23	Advanced Probation Officer Training/B	Gangs	Peoria
February 23	Advanced Probation Officer Training/B	Alcohol Abuse	Peoria
February 23	Advanced Probation Officer Training/B	Stress and Time Management	Chicago
February 24	Advanced Probation Officer Training/B	Dealing with Resistant Clients	Peoria
February 24	Advanced Probation Officer Training/B	Assessing Your Management Style	Peoria
February 24	Advanced Probation Officer Training/A	Promis System Training	Chicago
February 25	Advanced Probation Officer Training/A	Promis System Training	Chicago
February 25	Advanced Probation Officer Training/B	Courtroom Skills	Peoria
February 25	Advanced Probation Officer Training/B	Mentally Disturbed Offender	Peoria
February-March (1 day per week)	Advanced Probation Officer Training/B	Writing Skills	Chicago
March 1-3	Advanced Probation Officer Training/B	Organization and Development	Glen Ellyn
March 1-3	Advanced Probation Officer Training/A	Promis System	Chicago
March 8	Advanced Probation Officer Training/J	Working with Adolescent Females	Countryside
March 9	Advanced Probation Officer Training/A	Subconscious Communication	Countryside
March 11	Advanced Probation Officer Training/J	Sex Offenders/Sex Abuse	Oak Lawn
March 21 & 22	Advanced Probation Officer Training/A	Officer Safety	Chicago
March 22-24	Advanced Supervisory Training/B	Leadership and Team Building	Peoria
March 28 & 29	Advanced Probation Officer Training/A	Involuntary Client	Countryside
March 29	Advanced Probation Officer Training/B	Community Resources in Small Counties/ Sex Offender	Collinsville

PROBATION TRAINING DURING 1988

Date	Program Title	Major Topics	Location
March 30	Advanced Probation Officer Training/B	Alcohol Abuse	Collinsville
March 30	Advanced Probation Officer Training/B	Writing Skills	Collinsville
March 31	Advanced Probation Officer Training/B	Dealing with Resistant Clients	Collinsville
April 7 & 8	Advanced Probation Officer Training/A	Involuntary Client	Countryside
April 11-15	Advanced Management Training/B	Labor Relations	Hillside
April 11 & 12	Advanced Probation Officer Training/A	Diagnostic skills in Identifying the Chronically Ill Client	Hillside
April 12	Advanced Probation Officer Training/B	Writing Skills	Glen Ellyn
April 12	Advanced Probation Officer Training/B	Assessing Your Management Style	Glen Ellyn
April 12-14	Basic Chief Managing Officer Training/B	Leadership; Delegation; Managing Conflict; Affirmative Action; Labor Relations	Lisle
April 13	Advanced Probation Officer Training/B	Staff Relations in Detention	Glen Ellyn
April 13	Advanced Probation Officer Training/B	Promoting Professional Relations with Agencies	Glen Ellyn
April 14	Advanced Probation Officer Training/B	Advanced Interviewing	Glen Ellyn
April 14	Advanced Probation Officer Training/B	The Sex Offender	Glen Ellyn
April 18	Advanced Probation Officer Training/A	Diagnostic Skills in Identifying the Chronically Ill Client	Hillside
April 20-22	Advanced Probation Officer Training/A	Stress Management	Carbondale
April 25-29	Basic Probation Officer Training/A	Ill. Classification System; Legal Issues; Interviewing	Springfield
April 25-29	Basic Supervisory Training	Delegation, Team Building; Managing Conflict	Mayslake
May 2-9	Advanced Probation Officer Training/A	Stress Management & Team Building	Olympia Field
May 6 & 13	Advanced Probation Officer Training/A	Team Building	Olympia Field
May 9-10	Advanced Probation Officer Training/A	Domestic Violence	Chicago
May 9-13	Basic Probation Officer Training/J	Intake; Casework Strategies; Legal Issues	Springfield
May 10-11	Advanced Probation Management Training/B	Labor Relations	Springfield
May 10 & 12	Advanced Probation Officer Training/J	Parenting Skills	Chicago
May 11-13	Advanced Probation Officer Training/A	Substance Abuse	Evergreen Park
May 15-16	Advanced Probation Officer Training/A	Sex Offenders	Countryside
May 16-20	Basic Detention Officer Training/J	Behavior Management; Legal Issues; Crisis Intervention	Springfield
May 16-20	Intensive Probation Supervision Officer Training	Legal Issues; Case Supervision; Safety	Urbana
May 18-20	Advanced Juvenile Supervisor's Training	Supervision Strategies; Leadership; Management Strategies	Hillside
May 20	Advanced Probation Officer Training/J	Legal Issues	Chicago
May 23 & 24	Advanced Probation Officer Training/A	Sex Offenders	Oak Lawn
May 24	Advanced Probation Officer Training/B	Staff Relations in Detention	Springfield
May 24	Advanced Probation Officer Training/B	Manager/Supervisor as Trainer	Springfield
May 24	Advanced Probation Officer Training/B	Dealing with Resistive Clients	Springfield
May 25	Advanced Probation Officer Training/B	Writing Skills & Community Resources in Small Counties	Springfield
May 26	Advanced Probation Officer Training/B	Advanced Interviewing & Sex Offenders	Springfield
June 7-9	Driving Under the Influence Officer Training/B	Chemical Dependency & Co-Dependency	Countryside
July 11-18	Advanced Probation Officer Training/A	Treatment in Child Sexual Abuse	Chicago
September 23	Advanced Probation Officer Training/B	Child Sexual Abuse	Chicago
October 19	Advanced Probation Officer Training/J	Family Mediation	Skokie
October 24-28	Basic Probation Officer Training/A	Orientation/Skill Building	Springfield
October 28-November 4	Advanced Probation Officer Training/J	Effective Communication	Oak Lawn
October 31-November 1	Advanced Detention Officer Training	AIDS; Legal Issues; Jail Removal; Programming	Collinsville
November 2, 3 & 18	Advanced Probation Officer Training/A	Personality Dynamics for Professional Growth	Oak Lawn
November 14-18	Basic Detention Officer Training/J	Stress Prevention; Behavior Management; Security & Control; AOIC	Springfield
December 2 & 9	Advanced Probation Officer Training/J	Assessing Your Lifestyle	Evergreen Park
December 6 & May 1989	Advanced Probation Officer Training/B	Basic Spanish/Intermediate Spanish	Chicago
December 12-14	Advanced Probation Officer Training/A	Officer Safety and Awareness	Collinsville
December 12, 13, & 15	Advanced Probation Officer Training/A	Resistive Client	Skokie
December 16 & 30	Advanced Probation Officer Training/J	Group Work Dynamics	Countryside

JUDICIAL MANAGEMENT INFORMATION SERVICES

The JMIS Division offers the Illinois judicial branch a full range of computer-related services, which are categorized as follows:

— Provide consultation in systems, word processing, office automation, and personal computer usage, including:

  Automation planning
  Requirements definition
  Computer procurement
  System evaluation
  System selection
  Personal computer hardware and software maintenance
  Personal computer hardware and software user training
  Information clearinghouse.

— Develop, install, train users, and maintain application systems for specific courts and administrative units.

— Maintain and enhance system software capabilities to ensure full functionality of computers.

— Ensure efficient and modern communications between computers in courts throughout state and JMIS computers in Springfield and Chicago.

— Integrate above computer and communications technologies to ensure efficient, non-redundant automation statewide.

— Operate JMIS computers in Springfield and Chicago.

— Coordinate and assist with committees relating to court automation.

Specifically, JMIS provides consulting to the Supreme Court, Appellate Court, and circuit courts to assist in planning for, obtaining, and using the appropriate data processing, word processing, office automation, and other technological solutions. JMIS staff have visited some 65 circuit courts and local probation departments as well as the Supreme Court offices and all five Appellate Court districts to provide technical assistance. Systems are currently in place to support Supreme Court and Appellate Court case processing and a new, modernized Appellate Court case processing system is being developed.

Expanded use of microcomputers for word processing, access to our larger mainframe computers, and transmission of Supreme and Appellate Court opinions continues throughout the courts with a commensurate need for training, maintenance, and other services. Numerous case processing systems have been evaluated for the circuit courts, and pilot sites have been established in three circuits and four local probation departments to look at exemplary systems. Additional pilot sites are underway in the circuit courts of two counties to investigate data entry into case processing systems using bar coding and direct access into case processing systems over telephone lines from attorneys' offices. The automated reporting of criminal dispositions from the circuit courts to the Secretary of State and State Police continues to expand with the assistance of an automated system at JMIS. Eight counties are reporting at present, and JMIS expects this number to grow dramatically in the coming year as more counties transmit data electronically over telephone lines. A database management system has been obtained to serve as a repository for information from the courts statewide, to assist in the development of new systems, and to permit the Administrative Office to generate comprehensive management and statistical reports that will provide greater visibility of court operations. Assisted by the consultation and discounts negotiated by the Administrative Office with several vendors, the circuit courts in some 65 counties now have full scale case processing systems. The automated support in the local probation departments has grown substantially in the past year.

JMIS is attempting to provide more cost effective and timely automation support to the courts. The Division has negotiated new equipment and software maintenance contracts that will save at least $70,000 annually and is monitoring mainframe computer resources more closely to ensure efficient use.

As an element of the program to assist with automation throughout the courts, JMIS is participating in a users committee that was recently formed by the circuit court clerks to provide a forum for information exchange between the users of automated systems in the state and the vendors of those systems. Staff also are participating in a committee to investigate expanded computer usage by judges. As ex officio members of both committees, the Administrative Office provides various types of technical, administrative and coordinative support to this group. The involvement in such activities is expected to expand in the future.

JMIS is evaluating, optimizing, and modernizing the use of computer resources to accommodate the increased processing and telecommunications activities described above. Standardized procedures are being developed in such areas as systems development, security, computer operations, change and problem management, network control, and data transmission and administration. JMIS is investigating the use of modern systems development tools to increase the productivity of the progamming staff.

LEGAL SERVICES DIVISION

Court administration at the State level was formalized in 1959 when the legislature created the court administrator's office; its sucessor, the Administrative Office of the Illinois Court, was conferred with constitutional status with the adoption of the 1962 judicial article amendment to the 1870 Constitution, and that status was retained in the 1970 Constitution.

During the early years of its existence, the office was, and still is, located in Springfield, the headquarters, and in Chicago. It operated as a unitary organization, *i.e.*, one without

divisional structure, until the early 1960's when an accounting unit was created. In the late 1970's and eary 1980's, a Probation Division and a Judicial Management Information Systems Division were created. In 1988 the present organizational configuration came into being: Executive Office and seven divisions.

Historical AOIC Attorney Functions

Prior to 1988, especially the period 1959-1981, AOIC lawyers, as deputy and assistant directors and staff attorneys, were intimately involved in nearly every aspect of the office's operation. The lawyers were expected to perform functions assigned, whether they be of a legal, administrative, or other nature. The "generalist" lawyers performed diverse functions, in most instances, working closely with the State judiciary. These functions included, for example: management of official court reporters; overseeing the collection and analysis of court statistics generated by the Circuit Court of Cook County; staffing the Illinois Judicial Conference Executive Committee, annual and regional seminars, New Judge Seminar, study committees, Judicial Education Subcommittee, Legislative Subcommittee, and so forth; author and/or editor of annual reports of the Judicial Conference and AOIC; staffing the Conference of Chief Circuit Judges, and Supreme Court committees such as the Rules Committee, delay in criminal appeals, etc.; draft and distribute to the judiciary analyses of Illinois Supreme Court opinions and legislation enacted into law; assist the Director with his legislative liaison duties; assist the Supreme Court in drafting its annual report to the legislature; act as the Director's liaison with the Attorney General's office; administer certain Supreme Court rules; assist the Director in his capacity as secretary to the Illinois Courts Commission, including acting as a reporter of the Commission's decisions. Some of these responsibilities continue to be reposed in lawyers in the Legal Services Division; many have been transferred to other divisions where, in most instances, nonlawyers, but otherwise professionally trained staff, are executing the duties.

Creation of the Legal Services Division

In early 1988, a part of the lawyer and related support staff was placed under the supervision of the Deputy Director. In July 1988 the Legal Services Division was created, and it began in full operation as a separate division in September, 1988. The Division's Assistant Director is located in Chicago and the Division's Associate Director is located in Springfield. At the end of 1988, the Division consisted of: in Chicago, one attorney and one legal secretary as well as the Assistant Director; in Springfield, one attorney, a legal assistant and a legal secretary, as well as the Associate Director.

Duties of the Division

With the formation of the Legal Services Division, traditional legal services are now performed in a more structured setting than existed prior to the organization of the Division. The Division lawyers provide "in-house" legal assistance to other AOIC divisions and, when solicited, advice to judicial and nonjudicial officers or employees within the judicial branch. Requests for legal assistance have covered a wide range of subjects, including, for example, review of professional service contracts, child support enforcement proposals, leases for office space for judges and AOIC staff, memoranda on a broad range of legal matters, and program topics for judicial education seminars.

The Division's lawyers continued to provide staff support to a number of judicial committees, including during 1988:

— Conference of Chief Circuit Judges

— Judicial Conference Study Committee on Protracted Litigation

— Administrative Committee of the Illinois Appellate Court

— Supreme Court Blue Ribbon Committee to study the Attorney Registration and Disciplinary Commission

— Supreme Court Committee on Post-Conviction Review of Death Sentences

— Supreme Court Oversight and Planning Committee for a Judicial Performance Evaluation Program

Also, Division lawyers staff the internal AOIC committee, Juvenile Justice Coordination Work Group.

During 1988, the Assistant Director completed two summaries and analyses of the proposed Code of Professional Responsibilility for the Supreme Court. These summaries contained the text of the existing Code along with the text of the proposed Code and ABA Model Rules, and more than 250 pages of comments received from bar associations, lawyers and the public. The Assistant Director continues, as he has since 1975, to provide the judiciary with analyses of selected Illinois Supreme Court opinions and recent legislation enacted into law. He also, as he has since 1973, authors and edits the *Bench and Bar Newsletter*, published monthly by the Illinois State Bar Association and distributed to all Illinois judges.

In the first months of the AOIC reorganization, two Division lawyers worked closely with the Judicial Branch Education staff and assisted with judicial education seminars. During 1988 the Division lawyers provided support services to the Illinois Judicial Conference, including its Executive Committee, Subcommittee on Judicial Education, the annual meetings of the Conference and Associate Judge Seminar, regional seminars, and the New Judge Seminar. The Legal Services Division continues to assist in this area but the Judicial Branch Education Division is now principally responsible for staff support in this area.

Prior to September 1987, legislation of interest to the Supreme Court was analyzed and tracked by the Associate Director, the then staff attorney in the Springfield office. With the creation of an Intergovernmental Relations Unit, the tracking and legislative liaison work is no longer a part of the Division's responsibilities. However, a major part of the workload of the Legal Services Division during each legislative session is the analysis of legislation being monitored by the Supreme Court, the Conference of Chief Circuit Judges and the Judicial Conference Subcommittee on Legislation. The analyses are drafted by the Legal Assistant in the Springfield office, with lawyer oversight.

Duties of the Legal Services Division which have been in place for a number of years and continue under the reorganization include the administration of Supreme Court Rules 215(d) (impartial medical experts) and 711 (licensing of senior law students), assignment of downstate judges to Cook County, and liaison with the Attorney General's office in providing legal representation to judges sued in their official capacity.

Some of the duties of the Legal Services Division briefly mentioned here, as well as some other duties for which it is responsible either in whole or in part, are:

- The Courts Commission (track cases and act as reporter of decisions)
- Annual Meeting of the Illinois Appellate Court (act as secretary)
- Administrative Committee of the Illinois Appellate Court (act as secretary)
- Administration of Supreme Court Rule 215(d) Impartial Medical Experts
- Administration of Supreme Court Rule 711 Representation by Supervised Senior Law Students or Graduates
- Administration of Supreme Court Rule 39 Appointment of Associate Judges (act as teller of elections for Cook County Circuit Court associate judge elections)
- Annual Report of Supreme Court to General Assembly (assist Court in drafting legislative recommendations)
- Distribution of Supreme Court Opinion and Legislative Summaries (author all summaries)
- Conference of Chief Circuit Judges (act as secretary)
- Out-of-Circuit Assignments (administer program assigning downstate judges to Cook County Circuit Court)
- The Judicial Conference (provide staff support to various committees until another AOIC division assumed that responsibility)
- Legislation Affecting the Courts (authored summaries of public acts)
- Appendix — Genealogy of Judges of the Illinois Supreme Court (compiled original genealogy)
- Judicial Elections and Judicial Retention Election (compile election and retention results)

Central Legal Research Program

In 1988, the Supreme Court approved the Director's recommendation to establish an experimental central legal research unit within the Division to assist trial judges with legal research in pending cases. The Division's experimental program will begin on January 1, 1989, for trial judges in the 5th Appellate District which is composed of the 1st, 2nd, 3rd, 4th, and 20th judicial circuits. The research will be performed by the division lawyers; the program is under the immediate supervision of the Associate Director and overall direction of the Assistant Director. The Division has formulated written guidelines on the program's operation which require, *inter alia*, that a written response be furnished within two weeks of the date the request is received. In anticipation of the Central Legal Research program, a law library was created in the Springfield office in December, 1988. The Legal Services Division is responsible for the maintenance and upkeep of the library. As well, the law library in the Chicago office will be expanded.

Mandatory Court-Annexed Arbitration Progam Coordination

Under the leadership of Supreme Court Justice Howard Ryan, the Supreme Court had completed the necessary ground work, prior to September, 1987, to implement a major initiative in the trial courts — mandatory court-annexed arbitration. The cases subject to arbitration are civil actions where the claim is not in excess of $15,000.

On October 1, 1987, the first court-annexed arbitration program in Illinois commenced in the 17th Judicial Circuit, Winnebago County. Although the program is technically not part of the Legal Services Division, the Division's Associate Director serves as coordinator of these programs.

The Winnebago County program has been in effect since October, 1987; however, eligible cases subject to court-annexed arbitration, as provided in rules, were not heard by arbitrators until April, 1988. The program has produced promising results during 1988, and the program will be evaluated in 1989 by Sangamon State University.

The Supreme Court entered an order in December, 1988, authorizing court-annexed arbitration in Lake and DuPage Counties, in the 19th and 18th judicial circuits, respectively. The Associate Director is coordinating these new programs. The DuPage County program, it is anticipated, will begin holding hearings for its pending LM cases in June, 1989. Lake County will probably have its first hearings in late 1989.

PLANNING, RESEARCH & SPECIAL PROJECTS DIVISION

Duties of the Division

The Planning, Research & Special Projects Division was formed in January, 1988, as part of the Court's approved reorganization of the Administrative Office. The major functions of this division are to serve as the primary resource for research and statistical anaylsis focused on court administrative concerns, the evaluation of court operated programs, performance of studies, planning, development and implementation of special projects designed to further enhance the operations of the Judicial Branch, identification and acquisition of grant funds, and the provision of technical assistance to the courts, subordinated court officials, and the Administrative Office in all of these identified areas.

The Planning, Research & Special Projects Division was created by combining the various personnel from the previous Administrative Office units who were responsible for research tasks and by recruiting additional personnel to bring needed skills to the Administrative Office (see Planning, Research & Special Projects organizational chart).

Data and Statistical Management Accomplishments

One of the primary activities in the Division is the management and analysis of statistical data from the trial courts in Illinois. Accomplishments in this critical area are as follows:

- Establishment of an automated data base of trial court statistics which is updated monthly and contains all trial court statistics collected over the past ten years.
- Design and publication of quarterly statistical reports for the trial courts titled, *Circuit Court Calendar Management* and *Circuit Caseload Management*. These quarterly reports organize and present cumulative trial court data by calendar year.
- Support to a statistical advisory committee which is developing proposals to redesign and improve the statistical, financial and resource reporting system for the Illinois trial courts.

Other activities in the area of data and statistical management have been the establishment of routine field visits with circuit clerks to review data issues, the assumption of statistical analysis functions for the AOIC Probation, Judicial Education and the Court Services Divisions, as well as the provision of technical assistance on statistical analysis to the entire Illinois court system.

Jury Management

Coordination of efforts to improve jury management in the circuit courts of Illinois is another assignment of the Planning, Research & Special Projects Division.

Division staff support the work of the Supreme Court Committee on Implementation of Jury Standards. Committee projects include a statewide survey of jury operations in the trial courts, drafting jury management standards for Illinois based on the standards adopted by the American Bar Association, soliciting comments from the public, court personnel and interested organizations on the draft standards and jury systems in general, coordinating and tabulating a one time, statewide use of a juror exit questionnaire, and drafting language for a proposed rule for the review of the Supreme Court Rules Committee, a rule to be considered as a result of new legislation.

Another aspect of Division activities in jury management is technical assistance to the trial courts. Division staff respond to inquiries from court personnel and requests for assistance in such areas as jury statistics, one day/one trial implementation, forms design and merged source lists. Response to a request for technical assistance in implementing one day/one trial in Boone County has just been initiated. Staff distribute juror handbooks to all courts who request supplies. Staff are working with the JMIS Division to provide technical support to the courts necessary as a result of new legislation requiring merged source lists. And staff are developing a model personal computer-based automated jury management system for distribution to the trial courts. LaSalle and McHenry Counties have expressed interest in serving as pilot sites.

Eavesdropping Reports

The Planning, Research & Special Projects Division has prepared the statutorily required Report to the General Assembly on the Use of Eavesdropping Devices for 1987. Staff have redesigned the data collection forms and distributed the same to State's Attorneys and Chief Circuit Judges. To respond to changes in statutes during 1988, the Division is developing a more detailed report format. Additional analysis and increased clarity and utility of data presented will be featured in forthcoming reports.

Incubator Project Concept: The Child Support Unit and Court Reporter Management

One unique purpose of the Planning, Research & Special Projects Division is to serve as an "incubator" for new or pilot progams of the Administrative Office which when fully operational would be placed in a different division. The first of these incubator projects was the Child Support Unit. This Unit is a partially federally funded operation (Title IV-D of the Social Security Act) whose purpose is to provide technical assistance to the trial courts and clerks' offices in order to increase the level of compliance of parents owing child support.

During its first year, the Child Support Unit grew from one to three staff members. The unit undertook a major study of

the present expedited process available for enforcement of child support, participated in the development of proposed Supreme Court Rule 296, and provided information and technical assistance to trial courts on matters relating to child support.

A second "incubator" component was the management of Official Court Reporters. This activity was transferred to the Court Services Division in December, 1988. Prior to this transfer, Planning, Research & Special Projects Division staff completed a Preliminary Analysis of the Illinois Court Reporting System, re-established and monitored the mandatory Court Reporter Financial Disclosure Report, designed and coordinated the Official Court Reporter Training Conference, and laid the foundation for future system improvements.

Studies Completed and in Progress

The Planning, Research & Special Projects Division provides the Judicial Branch with the ability to secure "ad hoc" analytical and operational tests, studies or reports. During 1988, the following studies, tests, or reports were completed or were in progress:

- Administrative Office Internal Filing Procedures and Systems
- Analysis of AOIC Reproduction Services
- Study of State Supreme Court Legal Research Departments
- Child Support Enforcement Study
- Court Interpreter Study
- Long-Range Planning
- Reporter of Decisions Study
- 1988 Probation Substance Abuse Study

The Planning, Research & Special Projects Division recognizes that a significant part of its role is the effective communication and presentation of information for various audiences, both within and outside the Illinois Judicial System. Accordingly, the Planning, Research & Special Projects Division has taken a leadership role in this area with the following activities:

- Publication of the 1986 & 1987 Annual Reports
- Development of internal publications guidelines
- Development of survey and evaluation guidelines
- Design and publication of *Findings* report series

Special Projects

In addition to the aforementioned studies, the Planning, Research & Special Projects Division has also been responsible for the initiation, development, and implementation of a number of special projects in a wide variety of areas. These projects include:

- Grants and project management of special mental health units within the Court Services Department of the Circuit Courts of Cook and Rock Island counties with funding provided by the Illinois Department of Mental Health/Developmental Disabilities and the Governor's Planning Council on Developmental Disabilities.
- Collaboration with the Illinois Department of Employment Security on the piloting of "self-directed Job Search Terminals" for probationer use in high volume probation offices.
- Collaboration with the Illinois Criminal Justice Information Authority on issues of joint concern, specifically upon the accuracy of presentations of court data and issues in Authority publications.

Monitoring of Federal Funding Sources

The Planning, Research & Special Projects Division has also taken the general lead in monitoring the availability of various federal funding sources and has facilitated applications for funds by the Illinois Courts. These sources include the State Justice Institute, the Administrative Office of the United States Courts, Department of Justice, and subordinate offices, such as OJJDP, NIC, as well as other specifically targeted federal funds. In this capacity, the Division coordinates such applications and provides necessary technical assistance to Illinois applicants. Example of these efforts are the SJI grant to Northwestern University and the Circuit Court of Cook County for a study of AIDS and the Courts and assisting circuit courts in securing federal funds for substance abuse programs.

The Planning, Research & Special Projects Division coordinates technical assistance services from the National Center for State Courts (NCSC) and receives and reviews NCSC research and information services reports. The Division also monitors research from the Institute for Court Management, the Center for Jury Studies, the NCSC Institute for Mental Disability and the Law and Programs of the Rural Justice Institute and the American Judicature Society.

PROBATION SERVICES DIVISION

During 1988, the Probation Services Division continued to make progress toward achieving its goal of improving and professionalizing probation services in Illinois. To that end, the Division's ongoing coordination, monitoring, evaluation, and technical assistance activities continues to be major priorities in 1988. Such ongoing responsibilities include review and approval of annual plans submitted by probation departments, administration of hiring and promotion policies for probation personnel, monitoring of probation compensation schedules and performance evaluation systems, refinement and evaluation of probation programs and operations, administration of the interstate compact for probationers, and

provision of general problem-solving and technical assistance services to probation departments.

In addition to these ongoing activities, the following specific major projects and initiatives were undertaken by the Probation Services Division in 1988.

Adult Probation Classification System Validation and Time Study

The Division continued its management of this project begun, in consultation wth the National Council on Crime and Delinquency (NCCD), in 1987. During 1988, NCCD completed the validation component of the study, and a final report was forwarded to the Division in July. Meetings between Division staff and the consultants were then held to review the findings and recommendations of the report, and to discuss strategies for implementation.

Completion of a validation and time study has been a major goal of the Division since the Illinois Adult Probation Classification system was established in 1984. The system provides a uniform methodology for case classification and differential supervision of adult offenders on probation. The study will enhance the validity and reliability of the system, and will enable the Division to make appropriate adjustments to the workload formula which provides the mechanism for adult probation position allocations. Implementation of the study's recommendations is scheduled for 1989.

Intensive Probation Supervision Program Revised Operational Standards

The Intensive Probation Supervision (IPS) program is a highly-structured, surveillance-oriented program designed for non-violent felony offenders who would otherwise be sentenced to prison. Thirteen such programs are currently operating throughout the state, most of them located in the larger metropolitan areas. The program was implemented in 1984 as a response to prison overcrowding in Illinois.

During 1988, the Division completed a comprehensive revision of the IPS program operations manual. The revision involved the Division's program and field staff, as well as a representative advisory group of IPS personnel from the various program sites.The project included field operational evaluations of each of the thirteen program sites, and all field work for these evaluations was completed in April. Findings and recommendations from the site evaluations were incorporated in the revised program manual, which was finalized and sent to the printer by the end of April. The new operations manual was distributed in May at the annual IPS training program. The program's revision included the automation of IPS data collection to facilitate the development of quarterly statistical reports.

DUI Specialized Caseload Program Revised Operational Standards

The DUI specialized probation caseload program which was implemented in 1986 consistent with the State's goal to enhance the public's protection from drunk drivers, provides intensified intervention and supervision for high-risk, repetitive DUI offenders. Statewide, seventy-five specialized DUI probation officers are providing services in twenty-one probation departments in Illinois, but expanding DUI Caseloads have eroded the availability of such specialized programs for the court.

With no increased funding for this program in State FY'88, the Division commenced a program revision focused on narrowing the target population to ensure court services to offenders representing the greatest risk. The program revision includes modifications of the eligibility criteria and supervision strategies, and a stronger monitoring and evaluation component. The program review process involved participation and input from DUI probation program personnel, and implementation of the revised program standards is scheduled for early 1989.

Pretrail Services Programs Operational Standards

Pretrial services legislation (Public Act 84-1449, effective July 1, 1987) established the statutory framework for a comprehensive system of services designed to provide the circuit courts with accurate background information regarding persons awaiting trial on criminal charges, and to supervise compliance with the terms and conditions imposed on persons granted pretrial release.

Although the Pretrial Services Act has not yet been funded, the Division, early in 1988, began work on the development of operational standards for pretrial services in preparation for anticipated funding of the program. The Division finalized draft "Operational Policies and Procedures for Pretrial Services Programs" in the summer of 1988, and a review of the proposed policies by the Legal Division was completed in the fall of 1988.

Probation Data Collection Improvement and Expansion

In the Fall of 1987, the Division decided to initiate a comprehensive review of the data routinely collected from probation departments in Illinois. The goal of this project is to improve the statistical utility of the probation data collection system, and to enhance the system's capacity for analyisis. Working in conjunction with the Planning, Research and Special Projects Division, staff of the Probation Services Division completed proposed revisions of the content and format of the data collection instruments in the summer of 1988.

The revised data collection instruments were distributed to all probation department with automated information systems for field testing in the fall of 1988. As a result of the field test, further refinements are necessary prior to statewide implementation of the new system. When the system is implemented, data processing and analysis will be provided by the Planning, Research and Special Projects Division.

Probation Automation Project

This project is a pilot test of two different software packages and four different configurations to study which combinations of software and configurations work best in probation departments of different sizes. The project was initiated in the spring of 1988 in conjunction with the JMIS Division.

The hardware and software for the four pilot sites were installed in the summer and fall of 1988. The test sites will be jointly monitored and evaluated by the JMIS Division and the Probation Services Division.

Review of Proposed D.A.S.A. Rules

In the spring of 1988, the Division reviewed issues and concerns relative to proposed Department of Alcohol and Substance Abuse (DASA) rules for the Licensure of Alcohol and Substance Abuse Treatment, Intervention and Research Programs. Since the proposed rules contained implications for anticipated inter-agency agreements between the circuit courts and Treatment Alternatives to Special Clients (TASC) an inter-divisional task group, staffed by the Probation Services Division, was formed to study the impact of the proposed rules.

By the end of 1988, the task group finalized its recommendations concerning the DASA rules, and developed a proposed model inter-agency agreement.

First Circuit Probation Reorganization

At the request of the Chief Judge, the Division developed a plan for implementation of a circuit-wide probation system in the First Judicial Circuit. The circuit court judges approved the plan in the summer of 1988, and implementation is scheduled for 1989.

The reorganization of probation services is part of an overall reorganization of circuit court administration and operations in the First Circuit. A new Trial Court Administrator position was established, and the new circuit-wide probation manager will report to the Trial Court Administrator, thereby providing central administration of all court services in the First Judicial Circuit.

Management and Operations Study Lake County Probation Services

In June of 1988, the Chief Judge of the Nineteenth Judicial Circuit requested that the Probation Services Division conduct a comprehensive management and operations study of the Lake County Probation and Court Services Department. All site work for the study was completed in August, and the final report was submitted to the Chief Judge in September. The Chief Judge's office is in the process of implementing the report's recommendations.

Probation Fee Guidelines

During the 1988 Spring Session, the General Assembly passed HB 3987, "An Act in relation to probation services fees". In September, 1988, the Governor signed the bill into law. The "Probation Services Fee Act" takes effect January 1, 1989.

In October, 1988, as a response to this legislation, the Division initiated the Probation Services Fee Policies and Guidelines Project. An AOIC Internal Review Committee was formed to identify the issues involved with the implementation of the Act, and an External Advisory Committee, made up of chief judges, probation managers, court administrators, circuit clerks and county board members, was formed to respond to the issues and develop polices and guidelines for the implementation of the Act. Division personnel staffed the project.

The committees met in October/November and the resulting policies and guidelines were forwarded to the Supreme Court in December, 1988, and were presented at the Chief Judges Conference in Chicago in December 8, 1988.

AGE OF PENDING CASES REPORTS

Since June 30, 1979, the Supreme Court, through the Administrative Office has required chief circuit judges, individual trial judges and circuit clerks to submit the following semi-annual reports on pending cases:

Chief Judges — Summary age of pending cases report for each county, which includes (1) number of untried felony cases pending; (2) number of untried felony cases more than 180 days old (over five years old in Cook County); (3) steps taken or to be taken to insure the prompt disposition of such cases; (4) number of cases dismissed under the "speedy trial statute", Ill. Rev. Stat., ch. 38, par. 103-5; (5) number of untried law jury cases (over $15,000) pending; (6) number of untried law jury cases (over $15,000) more than two years old (over seven years old in Cook County); (7) a report on any category of cases in which there is unusual delay noted; and (8) number of complaints from attorneys or citizens concerning delay in processing cases.

Trial Judges — (1) Individual reports on untried felony cases pending over 180 days (over five years old in Cook County); and (2) Individual reports on untried law jury cases (over $15,000) pending over two years (over seven years old in Cook County).

Clerks — Composite age of pending cases report for all cases by category, except traffic, ordinance and conservation violations.

MAINTENANCE OF EAVESDROPPING REPORTS

Authorized eavesdropping devices are typically used in conjunction with controlled substance offenses, although a wide variety of other felonies are investigated through eavesdropping. The most common devices employed are telephone wiretaps and body microphones on undercover agents. Residences, business premises and law enforcement offices are frequent locations of eavesdropping devices.

Section 108A-11 of the Code of Criminal Procedure of 1963 (Ill. Rev. Stat. 1987, ch. 38, par. 108A-11) requires the Supreme Court to collect information about orders entered under Illinois' eavesdropping statutes (Ill. Rev. Stat. 1987, ch. 38, par. 108A-1, *et seq.*) and report that information to the General Assembly.

In January of each year, the state's attorney of each Illinois county must make a report to the Supreme Court on all eavesdropping orders entered in the circuit court of his county. The report must include: (1) the fact that such an order, extension or subsequent approval of an emergency use of an eavesdropping device was requested; (2) the kind of order or extension requested: (3) a statement as to whether the order or extension was granted, denied or modified; (4) the period authorized by the order or extension; (5) the felony specified; (6) the identity of the applying officer, agency and authorizing state's attorney; (7) the nature of the facilities where the device was to be used; (8) the nature, frequency and cost of the conversations overheard; and, (9) the number of arrests, motions to suppress, trials and convictions resulting from the use of eavesdropping devices.

In April of each year the Supreme Court is required to compile a report of the number of applications for orders authorizing the use of eavesdropping devices, the number of orders and extensions granted or denied, and the convictions arising out of such uses during the preceding calendar year.

In 1988, state's attorneys filed reports of 385 original applications for the use of eavesdropping devices. All 385 were granted. Extensions on 109 orders were requested and all 109 extensions were granted. As a result of this activity, 272 persons were arrested and 108 convictions were obtained.

ADMINISTRATION OF SUPREME COURT RULE 39 — APPOINTMENT OF ASSOCIATE JUDGES

Article VI, Section 8, of the Constitution of Illinois provides that each circuit court shall have such number of associate judges as provided by law with said associate judges to be appointed by the circuit judges in each circuit as the Supreme Court shall provide by rule. The number authorized in each circuit, as provided in Sections 2 and 3 of "AN ACT relating to the number, appointment and retirement of Associate Judges", as amended, (Ill. Rev. Stat. 1987, ch. 37, pars. 160.2, 160.2-1), is determined by formula based on population and other factors, or a determination by the Supreme Court that a need exists in a given circuit for additional associate judges.

Pursuant to Section 2 of said Act, as amended effective December 1, 1987, the number of population formula associate judgeships authorized by law in the 22 circuits in 1988 was 371, an increase from 345 in 1987 (from 157 to 182 in Cook County and to 189 in the downstate circuits based on one in the 7th Circuit). The maximum number of additional associate judges approved by the Supreme Court to be appointed at any one time during the year, pursuant to Section 3 of the Act, was 22 in Cook County and 24 in downstate circuits.

When a vacancy exists in an associate judgeship, the vacancy is filled by appointment by the circuit judges in accordance with procedures prescribed by Supreme Court Rule 39. After notice is given by the chief judge of the circuit to the members of the bar of the circuit that the vacancy exists and will be filled by the judges of the circuit, any attorney licensed to practice law in Illinois may file with the chief judge an application on the form prescribed and furnished by the Administrative Director. The chief judge then certifies the names of candidates to the Administrative Director for inclusion on a ballot mailed to each circuit judge in the circuit. Ballots returned to the Administrative Director are counted and the results tabulated and certified to the chief judge, the secrecy of the ballots being maintained, after which the successful applicant is then declared to be appointed by the circuit judges.

Following are those persons apppointed associate judge during 1988, with the effective date of their respective appointment shown, each to serve for the balance of the current term ending June 30, 1991:

1st Circuit		
William Henry Wilson	December	5, 1988
7th Circuit		
Diane L. Brunton	February	15, 1988
Roger W. Holmes	February	15, 1988
Tim Phillip Olson	September	1, 1988
11th Circuit		
Ronald C. Dozier	December	13, 1988

16th Circuit

Peter K. Wilson	December	5, 1988

18th Circuit

Brian F. Telander	August	8, 1988
Bonnie M. Wheaton	May	2, 1988

20th Circuit

Richard A. Aguirre	December	1, 1988

Cook County

Sam L. Amirante	December	8, 1988
Reginald H. Baker	December	8, 1988
Consuelo E. Bedoya	June	17, 1988
Preston L. Bowie	December	8, 1988
John D. Brady	June	17, 1988
George W. Cole	December	8, 1988
Maureen E. Connors	December	8, 1988
Jacqueline P. Cox	December	8, 1988
Frank DeBoni	June	17, 1988
Dennis A. Dernbach	December	8, 1988
Grace Guerra Dickler	December	8, 1988
James D. Egan	December	8, 1988
David A. Erickson	June	17, 1988
James P. Flannery, Jr.	June	17, 1988
Margaret J. Frossard	December	8, 1988
Sheldon Gardner	June	17, 1988
Daniel T. Gillespie	June	17, 1988
Gilbert J. Grossi	December	8, 1988
R. Morgan Hamilton	December	8, 1988
James F. Henry	December	8, 1988
Sandi G. Johnson-Speh	December	8, 1988
Pamela G. Karahalios	June	17, 1988
Carol A. Kipperman	December	8, 1988
Randye A. Kogan	June	17, 1988
Robert J. Kowalski	December	8, 1988
Patrick E. McGann	June	17, 1988
Daniel R. Miranda	December	8, 1988
Jerome M. Orbach	June	17, 1988
Dennis J. Porter	June	17, 1988
Stanley J. Sacks	December	8, 1988
John J. Scotillo	December	8, 1988
Michael F. Sheehan	December	8, 1988
Paul M. Sheridan	December	8, 1988
Leslie E. South	December	8, 1988
Oliver M. Spurlock	December	8, 1988
Thomas R. Sumner	June	17, 1988
John A. Ward	December	8, 1988
John A. Wasilewski	December	8, 1988
Willie B. Wright	December	8, 1988

ADMINSTRATION OF SUPREME COURT RULE 215(d) IMPARTIAL MEDICAL EXPERTS

The Administrative Director is charged with the responsiblitiy of administering Supreme Court Rule 215(d), which allows a court to order an impartial medical examination of a party whose mental or physical condition is an issue. The examination must be made by a member or members of a panel of physicians chosen for their special qualifications by the Illinois State Medical Society. The examiner submits a report for the use of the court and the parties, and if the examiner's testimony is required at trial, it will be given without cost to the parties.

The charts which follow provide a profile of the use of Rule 215(d), both cumulative since its inception and for 1988. The 1988 statistical summary is divided into the categories of "orders", "examinations", and "costs", which refer to those entered, performed, or charged in that year.

IMPARTIAL MEDICAL EXPERTS — SUPREME COURT RULE 215(d)
1988 STATISTICAL SUMMARY

ORDERS						Total
Orders Entered During 1988	Downstate 1			Cook County 8		9
Action	Law-Injury 0			Divorce Child Custody 9		9
Specialties Required	Neurology 0	Orthopedics 0	Internal Medicine 0	Psychiatry 9	Otolaryngology 0	9
Frequency of Use of Rule 215(d) by Judges	9 Judges Ordered 215(d) Exams in 1 Case					9 Judges Ordered 215(d) Exams in 9 Cases
Disposition of Orders Entered During 1988	All Examinations in the Cases Cancelled 0		Order for Examinations Vacated 0	All Examinations Ordered In the Case Were Performed 9		9
EXAMINATIONS						
IME Examinations Scheduled in 1988	Vacated by Order 0		Examinations Cancelled for Other Reasons	Examinations Actually Performed (Downstate 1) (Cook County 17)		18
Specialties Required Exams Actually Performed—1	Neurology 0	Orthopedics 0	Internal Medicine 0	Psychiatry 18	Otolaryngology 0	18
Number of Exams Performed by Individual IME-Frequency of Use of Panelists	4 I.M. Experts Performed 1 Exam	1 I.M. Expert Performed 2 Exams	2 I.M. Experts Performed 3 Exams	1 I.M. Expert Performed 6 Exams		11 I.M. Experts Performed a Total of 18 Exams
COST						
Average Cost Per 1988 Case	Downstate $800d00		Cook County $647.00			$723.00 (ave.)
Average Cost Per 1988 Exam	Downstate $800.00		Cook County $304.00			$552.00 (ave.)
Total Cost Per 1988 Cases	Downstate $800.00		Cook County $5,182.00			$5,982.00 (tol.)

CUMULATIVE STATISTICAL SUMMARY
January 1970 — December 1988

TOTAL ORDERS ENTERED — 740
TOTAL EXAMINATION PERFORMED — 1330

Orders Entered By Jurisdiction	Downstate 12		Attorney Registration 4		Judges Retirement System 2		Cook County 645	
Orders Entered By Nature	Mental Health 4	Probate 3	Juvenile 2	Adoption 4	Criminal 29	Divorce Child Custody 511	Paternity 1	Civil Personal Injury 206
Results of Scheduled Examinations	Cases Settled Before Trial 38		Cancelled Examinations 114		Examinations Performed 1343		Testimony Required at Trial 54	
Specialties Required Examinations Performed	Rheumatology 1	Hematology 1	Obstetrics 2	Cardiology 5	General Practice 8	Plastic Surgery 1	Pediatrics 3	Geriatrics 1
	Urology 3	Opthalmology 10	Otolaryngology 8	Internal Medicine 33	Neurology 57	Orthopedics 88	Allergies 1	Psychiatry 1110
	Radiology 1							
Average Cost Per Exam Performed Including Ancillary Cost and Testimony $242.00								

ADMINISTRATION OF SUPREME COURT RULE 711

Illinois Supreme Court Rule 711 provides for the temporary licensing of law students or law graduates who have not yet had an opportunity to sit for a bar examination to appear in court, prepare pleadings or briefs, counsel with clients, negotiate in the settlement of claims and prepare and draft legal instruments. These services may be performed only for qualified agencies such as legal assistance programs, public defender offices and governmental offices, and the student must be supervised by a member of the Illinois bar. To be eligible for licensing a student must be certified by his or her dean as having received credit for at least 60% hourly credits required for graduation and as being in good academic standing and eligible under the school's criteria to undertake the activities authorized by the rule.

In 1988, 521 licenses were issued. Since the adoption of Rule 711 in May, 1969, a total of 9,639 senior law students have participated in this legal internship program. The following table indicates the use of Rule 711 in the last seven years.

1988	521
1987	498
1986	603
1985	570
1984	551
1983	551
1982	479

ADMINISTRATION OF OFFICIAL COURT REPORTERS

As required by statute, the Administrative Office administers an Official Court Reporters' Proficiency Examination several times each year to determine the qualifications of applicants for the position of official court reporter. The examination consists of a two-voice question and answer section and a legal opinion section. Each test is dictated by professional readers.

Candidates who pass this examination may, if a vacancy exists, be appointed to the post of official court reporter. By statute, the Supreme Court determines the number of official court reporters each circuit may appoint. The Court may increase or decrease the number of court reporters in any circuit after considering various factors provided for in the statutes (Ill. Rev. Stat., ch. 37, par. 653).

During 1988, six official court reporter proficiency examinations were offered. Three were held in Chicago, and the other three in East Peoria, Illinois.

OFFICIAL COURT REPORTERS DEVELOPMENT SEMINAR

The annual Official Court Reporters' Development Seminar, to which all official reporters in Illinois are invited, was held on Friday-Saturday, June 10-11, at the Chicago Hilton. On Friday afternoon, following introductory remarks from Director Samuel D. Conti and Deputy Director William M. Madden, three workshops were conducted:

"Litigation Support — A Package"
"AIDS in the Courtroom — What You Need to Know"
"Technical Approach to Reporter Vocabulary — Transcription Problems"

On Saturday morning, additional workshops were offered on the subjects of stress, word processing, and the use of serology in tracking repeat offenders. The seminar concluded with a panel discussion Saturday afternoon which addressed retirement, employee benefits, and administrative policy.

SECRETARIAT

The Administrative Office serves as secretary to many judicial organizations and committees. In addition to arranging meetings, recording minutes, and keeping records, the office acts as a fact finding body, does research, conducts surveys and apprises judges of recent developments in procedural and substantive law. Among the bodies served by the Administrative Office in a secretariat capacity are: (1) the Executive Committee of the Judicial Conference and its constituent committees, including the standing Subcommittee on Judical Education, the Associate Judge Seminar Coordinating Committee, and various study and seminar committees; (2) the Conference of Chief Judges; (3) the Supreme Court Rules Committee; and (4) other study and advisory committees which may be appointed by the Supreme Court. In addition, the Director of the Administrative Office serves as secretary to the Courts Commission. The activities of these organizations are explained in greater detail in other sections of this report.

DISTRIBUTION OF SUPREME COURT OPINIONS AND LEGISLATIVE SUMMARIES

Since April of 1975, the Administrative Office has regularly prepared and distributed synopses of select opinions filed by the Illinois Supreme Court. These summaries are distributed to each of the State's judicial officers within an average of 9½ days of the filing of the opinions by the Court. In 1988, 61 Supreme Court opinions were summarized.

The office also analyzes legislation affecting court personnel, the operation of the court system and substantive and procedural law. Digests of 50 Public Acts were sent to Illinois judges.

PUBLICATIONS OF THE ADMINISTRATIVE OFFICE

The Administrative Office of the Illinois Courts publishes and/or distributes several books or pamphlets which are available to the public. These publications can be obtained by contacting the Springfield or Chicago office:

(1) A Short History of the Illinois Judicial System;

(2) Manual on Recordkeeping;

(3) Annual Report of the Administrative Office;

(4) Annual and Biennial Reports of the Judicial Conference;

(5) Handbooks for jurors in grand jury proceedings, and in criminal and civil cases;

(6) A pamphlet on the history of the Supreme Court Building in Springfield;

(7) Interim Report: Experimental Video-taping of Courtroom Proceedings;

(8) Rules of Procedure of the Illinois Courts Commission;

(9) Chief Circuit Judge's Manual on Guidelines for the Administration of Circuit Courts (draft form only);

(10) Benchbook (Criminal Cases) for Illinois Judges;

(11) Reading and Reference Materials used at seminars and conferences sponsored by the Judicial Conference;

(12) Report of the Supreme Court Committee on Videotaping Court Proceedings;

(13) Administrative Regulations Governing Court Reporters in the Illinois Courts;

(14) Illinois Courtrooms, Bohn, William G., Supreme Court Committee on Criminal Justice Programs (1972);

(15) Benchbook for Use in Juvenile Proceedings;

(16) Administrative Regulations Governing Minimum Qualifications for Illinois Probation Personnel;

(17) Administrative Policy Statements Governing Eligibility of Illinois Probation Personnel for State Subsidy and Related Matters;

(18) Illinois Statewide Judicial Facilities Project, Phase One Summary Report;

(19) Illinois Statewide Judicial Facilities Project, Phase Two Summary Report;

(20) Report of the Study Committee on Bail Procedures of the Illinois Judicial Conference (1978);

(21) Supplemental Report of the Study Committee on Bail Procedures (1980);

(22) Videotape Recording of Trial Court Proceedings — The Kentucky Model;

(23) Profile of the Illinois Trial Courts — A Survey of Chief Circuit Judges;

(24) Circuit Court Calendar Management (quarterly reports);

(25) Circuit Court Caseload Management (quarterly reports);

(26) "Findings" (occasional statistical reports);

(27) Probation Services Fee Policies and Guidelines;

(28) Intensive Probation Supervision: Statewide Summary;

(29) Illinois Intensive Supervision Program: Procedural and Operational Standards Manual;

(30) Illinois Adult Probation Classification System: Procedure Manual;

(31) Sentencing Guidelines as a Response to Sentencing Reform: A Study and Some Observations;

(32) Sentencing Alternatives for Illinois Female Offenders;

(33) Court Interpreters (a study of their use in Illinois)

(34) Report to the Illinois General Assembly on the Use of Eavesdropping Devices During 1987;

(35) Jury System Organization and Management: Winnebago County;

(36) Jury System Organization and Management: Rock Island County.

VII
LEGISLATION AFFECTING THE COURTS

LEGISLATION AFFECTING THE COURTS

During 1988, numerous bills affecting various areas of procedural and substantive law were passed by the General Assembly. A selection of bills having a direct and particular impact on the operation of the court system and court personnel is summarized below. References are to Ill. Rev. Stat., ch., par.

Child Support Law and Related Procedures

P.A. 85-1155 amends various statutes relating to child support enforcement. EFFECTIVE JANUARY 1, 1989. Amends Ill. Public Aid Code (ch. 23, pars. 10-10, new 10-11.1, 10-15), Ill. Marriage and Dissolution of Marriage Act (IMDMA) (ch. 40, new par. 505.1), Non-Support of Spouse and Children Act (ch. 40, new par. 1115), Revised Uniform Reciprocal Enforcement of Support Act (ch. 40, new par. 1224.1), and Ill. Parentage Act (ch. 40, new par. 2515.1) by providing that court may order person owing duty of support who is unemployed to seek employment and report periodically, to report to Dept. of Employment Security or to make application with local job training program, or to report to Dept. of Public Aid for job search, etc. Amends IMDMA in ch. 40, par. 505(a) by making support guidelines applicable to "a proceeding for modification of a previous order for child support under [ch. 40, par. 510]."

P.A. 85-1156 ("Ill. Welfare Reform Amendments of 1988") amends various statutes relating to child support, clerk's recordkeeping, and civil procedure. EFFECTIVE JANUARY 1, 1989. Appears to make same amendments to statutes for withholding of income to secure payment of support (ch. 23, par. 10-16.2; ch. 40, pars. 706.1, 1107.1, 1226.1 and 2520) by adding in subpar. (B), "On or after January 1, 1989, the court shall require the order for withholding to take effect immediately, unless a written agreement is reached between both parties providing for an alternative arrangement, approved by the court, which insures payment of support. In that case, the court shall enter the order for withholding which will not take effect unless the obligor becomes delinquent in paying the order for support. Application of the provisions of this paragraph is subject to the discretion of the court in all cases wherein an order for support is entered prior to January 1, 1989", and by adding exception clause in subpar. (E)(1), "Except as provided in subsection (F)"; repeals in above pars. subpar. (H)(3) (petition to terminate income withholding); amends in above pars. subpar. (G)(1) (payor duties) by adding before "notice" of delinquency the word "any" and changing reference from subsection (I)(5) to (I)(6). Amends ch. 23, pars. 10-11, 10-17.1 (administrative orders) by adding, "A one-time charge of 20% is imposable upon the amount of past-due child support owed on July 1, 1988, which has accrued under a support order entered [or registered] by the [Dept. of Public Aid] under this Section. The charge shall be imposed in accordance with the provisions of [ch. 23, par. 10-21] and shall be enforced by the court in a suit filed under [ch. 23, par. 10-15]; ch. 23, par. 10-15 amended to conform with above. Amends circuit clerk's recordkeeping statute (ch. 25, par. 16(4)) by providing exception for entry in judgment docket of child support orders: "In the case of child support orders or modifications of such orders entered on or after May 1, 1987, the clerk shall minute such orders or modifications in the manner and form provided herein but shall not minute every child support installment when due or every child support payment when made." Amends civil procedure statutes in ch. 110: new par. 2-209(a)(6) bringing into Illinois courts' jurisdiction under Ill. Parentage Act persons who performed "an act of sexual intercourse within this State during the possible period of conception"; pars. 12-101, 12-183 (judgment lien and judgment release) adding provisions regarding release of lien and satisfaction of judgment in connection with paid installments of child support.

Criminal Law and Procedure

P.A. 85-1014 amends obscenity statute (ch. 38, par. 11-20). EFFECTIVE JANUARY 1, 1989. Adds new par. 11-20(g) providing that person, who has been convicted of obscenity and is convicted of second or subsequent obscenity offense, shall have property used in or derived from the offense subjected to forfeiture to the State; sets forth definitions; provides for court forfeiture hearing and seizure of property; states procedures for destruction of property or its sale and, if sold, for distribution of proceeds (e.g., to local, county, and/or State government or agency). Statute does not authorize "prior restraint" relating to presentation, sale or distribution of allegedly obscene materials; statute does not apply to property of library.

P.A. 85-1030 amends various criminal offense and sentencing statutes in chapters 38, 56½. EFFECTIVE JULY 1, 1988. *In ch. 38* — Creates in pars. 8-1.1, 8-1.2 new offenses of solicitation of murder and solicitation of murder for hire, both Class X felonies requiring, upon conviction, a sentence of imprisonment for a period set forth in new pars.; defines offenses. Repeals (effective June 30, 1988) pars. 12-13, 12-16 as amended by P.A. 85-1003 and amends those pars. as they existed prior to P.A. 85-1003 (see Ill. Rev. Stat., 1987, ch. 38, pars. 12-13, 12-16) as follows: adds to criminal sexual assault statute (par. 12-13(a)(4)) "commits an act of sexual penetration with a victim who was at least 13 years of age but under 18 years of age when the act was committed and the accused was 17 years of age or over and held a position of trust, authority or supervision in relation to the victim", and adds very

similar new provision to aggravated criminal sexual abuse statute (par. 12-16(e)). Amends sentencing provisions of theft statute (par. 16-1) by increasing penalty based upon value of property taken (not exceeding $10,000 (Class 3 felony)); $10,000 to $100,000 (Class 2 felony); over $100,000 (Class 1 felony)). In next to last sentence of par. 1005-8-4(a) requires (substitutes "shall" for "may") that consecutive sentences be imposed where other offense is Class X or 1 felony with severe bodily injury "or where the defendant was convicted of" criminal sexual assault or aggravation thereof. *In ch. 56½* — Amends Controlled Substances Act by adding pars. 1401.2, 1402.1: new penalty (Class X felony with mandatory specified imprisonment and permissible fine in amount of street value (par. 1401.2) and Class 1 felony with similar penalties (par. 1402.1)) in connection with number of grams of substance specified therein; amends subpars. (a)(1), (2), (3), (7) of both pars. 1401, 1402 to be in accord with new pars.

P.A. 85-1177 creates offense of aggravated battery of senior citizen (ch. 38, pars. 12-4.6, 1005-5-3). EFFECTIVE JANUARY 1, 1989. New par. 12-4.6 provides that "person who, in committing battery, intentionally or knowingly causes great bodily harm or permanent disability or disfigurement to an individual of 60 years of age or older commits aggravated battery of a senior citizen." A Class 2 felony; par. 1005-5-3(c)(2)(I) adds aggravated battery of senior citizen to list of mandatory imprisonment, nonprobationable offenses.

P.A. 85-1194 amends various sex offense statutes in ch. 38. EFFECTIVE AUGUST 19, 1988. Creates in new par. 11-17.1 offense of keeping place of juvenile prostitution, a Class 1 felony but Class X felony if second or subsequent conviction of offense; sets forth elements of offense; forfeiture provision. Repeals forfeiture provision in child pornography statute (par. 11-20.1(f)), but appears to reenact essentially same forfeiture provision in new par. 11-20.1A which is now applicable to offenses of keeping place of juvenile prostitution (par. 11-17.1), child exploitation (par. 11-19.2), and child pornography (par. 11-20.1). Adds in new par. 1105-5-3(e)(2) second factor that court must consider in determining if it can sentence sex offender (pars. 12-13, 12-16) to probation where offender was a family member of the victim: "the court orders the defendant to pay for the victim's counseling services, to the extent that the court finds, after considering the defendant's income and assets, that the defendant is financially capable of paying for such services, if the victim was under 18 years of age at the time the offense was committed and requires counseling as a result of the offense." Adds in new par. 1005-5-6(g) (restitution) that court shall, after finding defendant has ability to pay, require defendant to pay victim's counseling service if defendant convicted of named sex offenses or charged with such offense but it was reduced on a plea agreement as provided in par. 1005-6(d), and victim requiring counseling because of offense was under 18 years of age; restitution payments to be made to court clerk and transmitted by clerk to person as ordered by court, and restitution order can require payments for up to 5 years.

P.A. 85-1203 revises eavesdropping statutes in ch. 38. EFFECTIVE JANUARY 1, 1989. In par. 14-2 (eavesdropping offense), consent of one party to conversation no longer required where eavesdropping in accordance with par. 108A-1 *et seq.*, or new par. 108B-1 *et seq.*, and affirmative defense to eavesdropping on privileged communication established. Adds in pars. 14-3(g) exemption, from eavesdropping article, of electronic surveillance by law enforcement agency in response to a clear and present danger of imminent death or great bodily harm to persons resulting from kidnapping and other named situations. Adds article 108B "Electronic Criminal Surveillance" (pars. 108B-1 through 108B-14), applicable to the interception of a private oral communication when the "interception may provide evidence of, or may assist in the apprehension of a person who has committed, is committing or is about to commit, a violation of [ch. 56½, pars. 1401, 1401.1, 1405, 1407] of the Illinois Controlled Substances Act": provisions include definitions; request for application for interception; authorized disclosure or use of information; authorization for interception of private oral communication (state's attorney to apply to chief judge or his designee); application and requirements for order of interception; privileged communications; contents of order for use of eavesdropping device; emergency use of eavesdropping device; recordings, records and custody; applications, orders and custody; inventory; approval, notice, suppression; reports about use of eavesdropping devices (chief judges and state's attorneys required to report to Administrative Office of the Illinois Courts which in turn is to file report with legislature, and as well chief judges and state's attorneys to file copy of their reports with Director of State Police). The procedures required by new article 108B are not dissimilar to those that have been required by article 108A.

P.A. 85-1259 amends certain drug offense and driver's licensing statutes. EFFECTIVE JANUARY 1, 1989. Creates in new par. 9-3.3 of ch. 38 offense of drug induced homicide; defines offense; provides that it is a Class X felony with a specified term of imprisonment. Amends in ch. 38 par. 1005-8-1(a)(3) (felony imprisonment sentence) by stating that Class X felony sentence therein is 6/30 years unless "statute defining the offense" provides otherwise. Amends Vehicle code in ch. 95½ by repealing pars. 6-205(b)(2), (3) (mandatory revocation of driver's license upon driver's conviction of certain sex and drug offenses) and by adding pars. 6-206(a)(28), (29), (30) (discretionary suspension or revocation of driver's license upon driver's conviction of named drug and sex offenses) and court clerk to send to Secretary of State conviction notice of only new par. 6-206(a)(28) drug convictions.

P.A. 85-1275 repeals pars. 2401 thru 2404 of ch. 23. EFFECTIVE JANUARY 1, 1989. Repeals "An Act to provide for trial in a circuit court and or psychiatric examination of persons charged with sexual crimes against children" enacted in 1957; repealed ACT provided for court-ordered examination by two psychiatrists, upon request of defendant, when de-

fendant of 17 or more years of age is charged with sex crime upon child under 13 years of age.

P.A. 85-1279 amends par. 115-7.2 of ch. 38. EFFECTIVE JANUARY 1, 1989. Amends par. 115-7.2 by deleting reference to "behavioral psychologist, psychiatrist or physician" and substitutes "testimony by an expert, qualified by the court" relating to post-traumatic stress syndrome as evidence in sex offense prosecutions.

P.A. 85-1287 amends various criminal statutes. EFFECTIVE JANUARY 1, 1989. Adds new par. 110-10(b)(14) (conditions of bail bond) in ch. 38 that court may impose as a condition of bail bond that defendant "be placed under direct supervision of the Probation or Court Services Department in a pretrial bond home supervision capacity with or without the use of an approved monitoring device; defines such a device; requires defendant's consent in certain situations for use of such device that transmits sound or images. Amends in ch. 38 par. 1005-6-3(b)(10) (home confinement as condition of probation/conditional discharge) by providing that if deemed necessary by court or probation department, condition of home confinement can be placing defendant on an "approved monitoring device," and similarly amends in ch. 38 par. 1005-7-1(b)(8) that condition of periodic imprisonment may be that defendant "continue to reside at home with or without supervision involving the use of an approved monitoring device." (Both pars. 1005-6-3(b)(10), 1005-7-1(b)(8) include definition of device, etc. found in par. 110-10(b)(14) above.) Amends par. 1406(b) in ch. 56½ (controlled substances) by increasing penalties for first offense from Class A misdemeanor to Class 4 felony and for each subsequent offense from Class 4 to Class 3 felony; fine for first offense raised from not more than $5,000 to $100,000.

P.A. 85-1293 amends par. 1005-8-4 of ch. 38. EFFECTIVE JANUARY 1, 1989. Adds in par. 1005-8-4(h) that if person charged with felony commits a separate felony while "in pretrial detention in a county jail facility or county detention facility", he shall be sentenced to consecutive terms of imprisonment upon conviction of the felonies; adds similar language in par. 1005-8-4(i): if person detained in county jail or detention facility following felony conviction commits separate felony while in detention, he shall be sentenced to consecutive term of imprisonment upon conviction of separate felony.

P.A. 85-1296 amends theft statute (ch. 38, par. 16-1). EFFECTIVE JANUARY 1, 1989. Adds new par. 16-1(A)(2) that person commits theft when he knowingly "Obtains or exerts control over property in the custody of any law enforcement agency which is explicitly represented to him by a law enforcement officer or any individual acting in behalf of a law enforcement agency as being stolen"; deletes in par. 16-1(B)(4) (sentence) second sentence about value of property being element of offense to be resolved by fact-finder in theft over $300 cases; adds new par. 16-1(C), "When a charge of theft of property exceeding a specified value is brought, the value of the property involved is an element of the offense to be resolved by the trier of fact as either exceeding or not exceeding the specified value."

P.A. 85-1344 amends statutes in connection with criminal prosecutions against corporations. EFFECTIVE AUGUST 31, 1988. Amends par. 113-3(a) in ch. 38 by adding that if accused is a dissolved corporation and not represented by counsel, "the court may, in the interest of justice, appoint as counsel a licensed attorney of this State"; adds to par. 1105-9-1(a)(1) (felony fine) that where offender is corporation, fine may be greater of $50,000 or amount specified in offense; adds new par. 1005-9-1(d)(3) (amount and method of fine payment) that where accused is dissolved corporation and court has appointed counsel to represent it, the court in determining the fine amount and method of payment shall consider the costs incurred by the county and State for such representation. Amends various statutes in Business Corporation Act of 1983 (ch. 32, par. 1.01 *et seq.*) in connection with criminal prosecutions of dissolved corporations, including successor corporation's liability.

P.A. 85-1387 amends home invasion and sentencing statutes in ch. 38. EFFECTIVE SEPTEMBER 2, 1988. Adds in par. 12-11(a) that home invasion committed when person "knowingly enters the dwelling place of another and remains in such dwelling place until he or she knows or has reason to know that one or more persons is present: and adds in par. 12-11(b) an affirmative defense to home invasion charge (leaves dwelling place or surrenders without causing serious bodily injury to person present). Amends extended term statute in par. 1005-5-3.2(b)(1) by clarifying that conviction has occurred with 10 years "after the previous conviction" and in new par. 1005-5-3.2(b)(6) by providing that extended term may be imposed "when a defendant is convicted of first degree murder, after having been previously convicted in Illinois of an offense listed under [par. 1005-5-3(c)(2)], when such conviction, has occurred within 10 years after the previous conviction, excluding time spent in custody, and such charges are separately brought and tried and arise out of different series of acts."

P.A. 85-1388 creates offense of cannabis trafficking. EFFECTIVE JANUARY 1, 1989. Adds new par. 705.1 in ch. 56½ creating cannabis trafficking offense (2500 grams or more of cannabis brought into State for purpose of manufacture or delivery or with intent to do same) and providing for special sentences of imprisonment and to pay fine. Adds in par. 1005-5-3(c)(2)(E) of ch. 38 that cannabis trafficking conviction is mandatory imprisonment, nonprobationable offense.

P.A. 85-1433 amends various criminal law and related statutes. EFFECTIVE JANUARY 11, 1989. Transfers Criminal Code section 12-16.1 (parent permitting sexual abuse of child) (ch. 38, par. 12-16.1) to "An Act to prevent and punish wrongs to children" as section 5.1 thereof (ch. 23, par. 2355.1). Amends home invasion statute (ch. 38, par. 12-11) by adding par. 12-11(a) that person commits offense when

person "knowingly enters the dwelling place of another and remains in such dwelling place until [person] knows or has reason to know that one or more persons is present," and by adding in new par. 12-11(b) an affirmative defense to home invasion charge. Amends Unified Code of Corrections in ch. 38: deletes in pars. 1005-5-3.2(b), (c) (factors in aggravation for extended term) references to offender "who was at least 17 years old"; adds new pars. 1005-7-3(d)-(f) allowing sheriff to certify "appropriate institution" to administer periodic imprisonment which certification is to be filed with the circuit court clerk, and to contract with such institution with county board approval, and provides immunity to sheriff *et al.* for their acts and offender's acts in connection with housing offender at certified institution. Adds new par. 801-7(B) (2) in ch. 37 (Juvenile Court Act of 1987) requiring police *et al.* to send Department of State Police fingerprints of minor arrested or taken into custody before 17th birthday for unlawful use of weapons or forcible felony; amends par. 206.5 in ch. 38 by adding that fingerprints of minor under 17 years of age arrested or taken into custody for offense which if committed by adult would constitute unlawful use of weapons or forcible felony to be furnished to Department.

P.A. 85-1447 amends various sections in Criminal Code (ch. 38, par. 1-1 *et seq.*). EFFECTIVE JANUARY 1, 1990. Adds in par. 2-8 offense of aggravated kidnapping to definition of forcible felony. Creates offense of patronizing a juvenile prostitute in new par. 11-18.1, sets out elements, provides affirmative defense, and sets penalty of Class 4 felony; adds conviction of offense to those other prostitution offense convictions (pars. 11-14, 11-15, 11-17, 11-18) and pimping offense conviction (par. 11-19) which will enhance penalty from misdemeanor to felony. Amends child pornography statute by adding in par. 11-20.11(a)(2) "with intent to disseminate" following word "possesses"; adds new par. 11-20.1(a)(6) that offense committed when person possesses film depicting child whom person knows to be under age 18 engaged in described sex activity; adds new par. 11-20.1(b)(4) that possession of more than one child pornography film gives rise to rebuttable presumption of intent to disseminate; increases penalty in par. 11-20.1(c) from Class 4 to Class 3 felony for violation of par. 11-20.1(a)(2) and makes penalty for violation of par. 11-20.1(a)(6) a Class 4 felony.

Evidence

P.A. 85-1190 adds provisions relating to evidence and witnesses (ch. 110, par. 901; ch. 38, pars. 114-4, 115-14). EFFECTIVE JANUARY 1, 1989. Adds new par. 901 in ch. 110: "An out-of-court statement made by a child under the age of 13 describing any act of child abuse or any conduct involving an unlawful sexual act performed in the presence of, with, by, or on the declarant child, or testimony by such of an out-of-court statement made by such child that he or she complained of such acts to another, is admissible in any civil proceeding, if: (1) the court conducts a hearing outside the presence of the jury and finds that the time, content, and circumstances of the statement provide sufficient safeguards of reliability; and (2) the child either: (i) testifies at the proceeding; or (ii) is unavailable as a witness and there is corroborative evidence of the act which is the subject of the statement"; provides also that court to instruct jury on weight and credibility of statement and that notice of intention to offer statement to be given. Adds in ch. 38, par. 114-4(k) prosecutions for kidnapping and aggravation thereof involving minor under 18 years of age to which court is to give special consideration in ruling on motion for continuance. Adds new par. 115-14 in ch. 38: "Every person, irrespective of age, is qualified to be a witness and no person is disqualified to testify to any matter, except . . . if he or she is (1) Incapable of expressing himself or herself concerning the matter so as to be understood, either directly or through interpretation by one who can understand him or her; or (2) Incapable of understanding the duty of a witness to tell the truth"; provides also that upon motion court can determine prior testimony whether witness is competent to testify, that court shall conduct hearing outside jury's presence, and that burden of proof is on movant.

Family Law

P.A. 85-1257 amends par. 5005 in ch. 23. EFFECTIVE AUGUST 30, 1988. Adds at end of par. 5005 that DCFS "shall perform home studies and investigations and shall exercise supervision over visitation as ordered by a court pursuant to the Illinois Marriage and Dissolution of Marriage Act . . . or [the Adoption Act] only if: (a) any order entered by an Illinois court specifically directs [DCFS] to perform such services; and b) the court has ordered one or both of the parties to the proceeding to reimburse [DCFS] for its reasonable costs for providing such services in accordance with [its] rules, or has determined that neither party is financially able to pay."

P.A. 85-1274 amends Probate Act (ch. 110½, par. 11-7.1). EFFECTIVE JANUARY 1, 1989. Adds to par. 11-7.1: "Where [adoption following the legal parents' death] is by a close relative, the court shall not grant visitation privileges under [par. 11-7.1] unless the petitioner alleges and proves that he or she has been unreasonably denied visitation with the child. The court may grant reasonable visitation privileges upon finding that such visitation would be in the best interest of the child."

P.A. 85-1308 amends Public Aid Code ch. 23, par. 4-1.7). EFFECTIVE JANUARY 1, 1989. Amends par. 4-1.7 (enforcement of child support obligation) by adding that in case of failure to attend court hearings, parent can show cooperation by attending a court hearing or, if court hearing cannot be scheduled within 30 days after missed court hearing, by signing statement that parent will cooperate in child support enforcement process and will appear at next court hearing; other related provisions.

P.A. 85-1417 amends various statutes relating to child custody, adoption, parentage, and probate. EFFECTIVE JANUARY 1, 1989. Amends Ill. Marriage and Dissolution of Marriage Act in ch. 40 by deleting in par. 602(a)(6) (factors in determining child custody) bracketed phrase as follows: "the physical violence or threat of physical violence by the child's potential custodian, whether directed against the child or . . . another person [but witnessed by the child]." Amends Adoption Act in ch. 40, pars. 1501(D)(f), (h), (m) (definition of unfit person) by including references to the Juvenile Court Act of 1987 and in particular by adding in subpar. (D)(f) this underlined new matter: "two or more findings of physical abuse to any children. . ., *the most recent of which was determined by the juvenile court hearing the matter to be supported by clear and convincing evidence* . . . ." Amends Ill. Parentage Act of 1984 in ch. 40, par. 2517 (costs) as follows (new matter underlined, bracketed material deleted): "Except as otherwise provided in this Act, the court may order reasonable fees of counsel, experts, and other costs of the action, [and] pre-trial proceedings *and post-judgment proceedings to enforce or modify the judgment* to be paid by the parties in *accordance with the relevant factors specified in (Ill. Rev. Stat., ch. 40, par. 508)* [proportions and at times determined by the court]." Amends Probate Act of 1975 in ch. 110½ as follows: in art. XVII (claims against estate) — adds new par. 18-1.1 (statutory custodial claim) which provides that disabled person's sibling, spouse or parent who dedicates self to care of disabled person by living with and personally caring for such person for at least 3 years shall have claim against decedent disabled person's estate, sets forth factors to be considered in determining claim, and sets out scheduled minimum amounts of claim, subject to extent of estate's available assets, e.g., $100,000 for caring for person 100% disabled; amends par. 18-1 (filing of claims) by adding statutory custodial claim and par. 18-10 (classification of claims) by including statutory custodial claims as first priority claim; and in art. XIa (disabled adult guardians) — adds new par. 11a-18.1 (conditional gift) which provides that court may authorize and direct guardian of disabled person's estate to make conditional gifts from estate to such person's sibling, parent or spouse who takes care of such person but gift not to be distributed until disabled person's death; presumption of intent to make conditional gifts; provisions for setting aside, modifying, etc. conditional gift; such gifts to be held in special fund by guardian.

Fees and Circuit Clerks

P.A. 85-1252 amends "Clerks of Court Act" in ch. 25. EFFECTIVE JANUARY 1, 1989. Amends fee statute of circuit clerks in counties other than Cook by providing in par. 27.1(c) that fees therein apply not only to criminal but also to quasi-criminal cases and adds par. 27.1(c)(5) providing a $10 fee for motions to vacate or amend final orders. Amends fee statute applicable to clerk of circuit court of Cook County (par. 27.2) by doubling most but not all fees, e.g., civil jury demand fee increased from $90 to $180, and by rewriting par. 27.2(17) to provide that fees in par. 27.2 do not apply to "police departments or other law enforcement agencies" which phrase is defined (fee exemption heretofore provided for local government units and school districts is deleted). Amends par. 27.3(a) (circuit clerks automated recordkeeping fee) by making it applicable to all counties including Cook and by repealing the January 1, 1990, automatic repealer provision.

P.A. 85-1278 amends Local Records Act in ch. 116. EFFECTIVE AUGUST 30, 1988. Adds in second par. of par. 43.104 that court records "filed with the clerks of the Circuit Court" shall be destroyed as provided by Supreme Court recordkeeping order. In par. 43.110, deletes reference to "presiding judge of any court" and adds that par. 43.110 does not apply to par. 43.104 court records, all in connection with records destruction.

P.A. 85-1421 amends various statutes relating to service of process and court related fees. EFFECTIVE DECEMBER 15, 1988. Amends Ill. Municipal Code (ch. 24, par. 1-2-9.1 (certified mail service)) by increasing municipal ordinance fine from $200 to $500 for which service may be by certified mail. Amends "Counties Act" in ch. 34 by adding new par. 429.31 as follows: allows county board to establish "a court services fee" to defray sheriff's court security expenses in providing court services pursuant to Ill. Rev. Stat., ch. 125, par. 19; fee not to exceed $15 and to be paid in civil cases by each party and in criminal, ordinance, traffic, and conservation cases by defendant convicted, placed on supervision, or sentenced to 710 or 1410 first offender probation (ch. 56½, pars. 710, 1410), provided however that no fee to be imposed or collected in traffic, conservation, and ordinance cases in which fines are paid without court appearance; fee set by county board may, with chief judge's approval, provide for different amounts based upon types of criminal and civil cases; collected fee to be deposited in county's general fund for payment solely of costs incurred by sheriff in providing court security. Amends "Sheriffs Act" (ch. 125, par. 19) by adding reference to new par. 429.31 of ch. 34 in regard to sheriff's court security expenses being paid to county from court services fee.

P.A. 85-1423 amends various statutes concerning deposit of fees in State treasury. EFFECTIVE JANUARY 1, 1989. This public act appears to affect the disposition of fees collected by the clerks of the Supreme and Appellate courts. Amends the State Officers and Employees Money Disposition Act (ch. 127, pars. 171, 173c) by providing in par. 171(a) that monies received by State officers are to be paid into State treasury on day of actual receipt with respect to single receipt exceeding $10,000, within 24 hours with respect to an accumulation of receipts of $10,000 or more, or within 48 hours with respect to an accumulation of receipts exceeding $500 but less than $10,000 (deletes requirements that any money had to be deposited "without delay not later in any event than 48 hours"), provided however that if "money received [deletes "in any

one day"] does not exceed $500, such money may be retained and need not be paid into the State treasury until . . ."; coordinates in par. 171(b) the deposit time periods in excess of those in par. 171(a) which are permitted by State Treasurer and Comptroller and provides that the Treasurer and Comptroller shall review different time periods established by them and repeal such different time periods unless it is economically unfeasible for agency to comply with par. 171(a). Adds new par. 173(c): "If moneys received by a State agency and deposited . . . are determined to be subject to refund due to an overpayment or erroneous payment, the Comptroller . . . shall issue a refund from the fund into which the agency deposited such moneys. . . ."

Judges

P.S. 85-1413 amends judges compulsory retirement statute (ch. 37, par. 23.71). EFFECTIVE NOVEMBER 29, 1988. Provides that judge is retired "at the expiration of the term in which [he] attains the age of 75" rather than on the first Monday of December following the general election immediately following attainment of age 75; amendment applies to judges in office and those coming into office on and after November 29, 1988.

Juvenile Court Act

P.A. 85-1029 amends Juvenile Court Act of 1987 (ch. 37, par. 802-14). EFFECTIVE JULY 1, 1988. Rather extensive rewrite of "speedy adjudicatory hearing" statute (par. 802.14), applicable to abuse, neglect and delinquency cases, so that it is "consistent with the [Federal] Adoption Assistance and Child Welfare Act of 1980 [42 U.S.C.A. secs. 602 *et seq.*, 1305 *et seq.*—." Hearing to be held within 120 days of any party respondent's "written demand to start time"; written motion to be served on all parties and "be filed with the" court clerk, and "time shall begin to run from the date of filing." Court may continue hearing for "good cause shown" only but not to exceed 30 days (however, State limited to one 30-day continuance if continuance would extend beyond 120-day period); period of continuance "temporarily suspends" time within which hearing must be held, and balance of 120-day count resumes following last day of continuance. "Good cause" defined, to be strictly construed and in accordance with Supreme Court Rule 231(a)-(f); stipulation or convenience is not good cause; where continuance allowed, court to enter "specific factual findings to support its order"; if adjudicatory hearing not held within time limits, petition to be dismissed with prejudice upon motion. Time limits can be waived but only on consent of all parties and approval by court. If case filed before July 1, 1988, adjudicatory hearing must, upon filing of motion to start time, be held within 90 days of July 1, 1988.

P.A. 85-1209, "First 1988 Revisory Act," amends a multitude of statutes. EFFECTIVE AUGUST 30, 1988. As reported in West's Illinois Legislative Service, this Act is nearly 600 pages long; it is a combining revisory and technical corrections revisory Act. The Act is especially noteworthy because it reconciles conflicts between amendments to the Juvenile Court Act and the enactment of the Juvenile Court Act of 1987. The Act revises the Juvenile Court Act of 1987 in these ch. 37 pars.: 801-3, 801-7, 802-3, 802-10 thru 802-15, 802-18, 802-25, 803-12 thru 803-15, 803-17, 803-24, 803-26, 804-3, 804-9 thru 804-12, 804-14, 804-23, 805-4, 805-6, 805-7, 805-10 thru 805-15, 805-19, 805-23, 805-24, 805-27, 806-1, and adds pars. 801-12 (no governmental liability when offenders placed in public service programs) and 801-13 (minor assigned to public service program not an employee or required to be compensated).

P.A. 85-1235 amends Juvenile Court Act of 1987 in ch. 37. EFFECTIVE AUGUST 30, 1988. Amends following pars.: par. 802-28(2) — deletes word "dispositional" and adds after word "order" "for shelter care pursuant to [par. 802-10]"; par. 805-10 — adds "No [detention or shelter care] hearing may be held unless the minor is represented by counsel; par. 805-10(2) — deletes third sentence about court requiring documentation by DCFS or probation dept. concerning reasonable efforts made to prevent removal of child from his home and last one-third of first par. "including the provision of services . . . case record for the child") about court's findings relating to removal of child; new par. 805-10(8) — provides that any interested party may file motion to modify or vacate a temporary custody order, sets forth four grounds for modification or vacation, requires court clerk to set the matter for hearing not later than 14 days after motion is filed, and if court allows motion but does not vacate probable cause finding, court may order appropriate services to be continued or initiated; par. 806-7(1) — provides that county board shall provide in budget "a reasonable sum" for minor's care and support and attorney fee payments and that judgment of county board not court determines budget amount needed for such payments; par. 806-8 — incorporates reference to fund in par. 806-7 when monthly or hospital or medical payments for minor ordered by court and provides that if minor placed for treatment in hospital, amount to be paid not to exceed that paid for minors by county department of public aid. Adds new par. 803-33 (truant minor in need of supervision) and sets forth definition ("a chronic truant") and kinds of dispositional orders; incorporates reference to par. 803-33 in pars. 803-1, 803-15. Repeals 803-15(4), "If an order of protection under [par. 803-26] is sought against any person, the petition shall so state, shall name that person as a respondent and give the address where he resides."

P.A. 85-1443 amends Juvenile Court Act of 1987 in ch. 37. EFFECTIVE JULY 1, 1989. Makes following changes in par. 801-3: adds in new par. 801-3 (4.1) definition of "chronic truant"; deletes in pars. 801-3 (6), (10) definitions of "detention" and "juvenile detention home" respectively. Adds new pars. 805-3 (2)-(6) (delinquent minor): definition of "detention" which is essentially definition in former par. 801-3 (6)

except it adds, "Design features which physically restrict movement include, but are not limited to, locked rooms and the secure handcuffing of a minor to a rail or other stationary object"; definition of "juvenile detention home", a "public facility with specially trained staff that conforms to the county juvenile detention standards promulgated by the Department of Corrections"; definitions of "non-secure custody" (not physically restricted by being placed in locked cell or room, by being handcuffed or by other means), "public or community service" and "site." Amends par. 805-4 (2) (criminal prosecutions limited) by adding that minor alleged to have committed traffic, etc. offenses, who is detained, is to be held in detention in compliance with Juvenile Court Act. Amends par. 805-7 (temporary custody): in par. 805-7(2)(A) (detention) defines "minor" as "13 years of age or older"; in par. 805-7(2)(B) allows the authorization of "probation officer", or in Cook County "other" public officer designated by court, in order for superintendent of "any juvenile" detention home to hold minor; in new par. 805-7(2)(C) (confinement in county jail or municipal lockup) provides detention for up to 6 hours, describes conditions and other criteria to be followed in connection with detention such as minors under 16 years or age not to be confined in jail or in place used for confinement of prisoners in police station and those under 17 to "be kept separate from confined adults and may not at any time be kept in the same cell, room or yard with adults confined pursuant to criminal law"; in new par. 805-7(3) (non-secure custody) allows probation officer, or in Cook County other public officer designated by court, to determine that delinquent minor may be placed in non-secure custody for 36 hours pending detention hearing; in new par. 805-7(4) (home confinement) allows minor in temporary custody to be detained in home of parent or guardian. Repeals par. 805-7(3) (confinement in juvenile detention center). Makes following changes in par. 805.10 (detention-shelter care hearing): in par. 805-10(2) restores language deleted by P.A. 85-1235 (eff. Aug. 30, 1988) and in par. 805-10(8) (interested party filing motion to vacate temporary custody order) reenacts same par. 805-10(8) in P.A. 85-1235; in par. 805-10(4) deletes "county or municipal jail" as place to detain minor. Amends par. 805-23(1)(a)(1) (dispositional orders) by providing delinquent minor may be put on probation but "any such minor who is not committed to the Department of Corrections, Juvenile Division under this subsection and who is found to be a delinquent for [a Class X felony] shall be placed on probation; and provides in par. 805-23(1)(a)(5) (dispositional orders) that where minor placed in up-to-30-day detention, "any such detention shall be in a juvenile detention home and the minor so detained shall be 10 years of age or older." Amends par. 805-25(1)(b) (probation revocation) that detention of minor who is charged with probation violation "shall be in a juvenile detention home and the minor so detained shall be 10 years of age or older." Amends pars. 806-7 (counties' financial responsibility) and 806-8 (orders on county for care and support) by reenacting same pars. 806-7, 806-8 in P.A. 85-1235 (eff. Aug. 30, 1988).

Mandatory Court-Annexed Arbitration

P.A. 85-1219 amends "State Employee Representation and Indemnification Act")ch. 127, par. 1301 *et seq.*). EFFECTIVE AUGUST 30, 1988. In par. 1301 adds to the class of persons entitled to State (Attorney General) representation and indemnification in civil proceedings brought against them arbitrators who are appointed under the mandatory court-annexed arbitration statutes (ch. 110, par. 2-1001A) and Supreme Court rules implementing said statutes; repeals par. 1302(b) and repeals exception clause in par. 1302(a) referring to par. 1302(b); repeals par. 1303 (reimbursement to former State employees).

P.A. 85-1281 amends par. 2-1009A of ch. 110. EFFECTIVE AUGUST 30, 1988. Amends statute providing a $5 fee in civil cases, to be collected by court clerk, to fund court-annexed mandatory arbitration as follows bracketed language deleted and new language underlined): "In each county *authorized by the Supreme Court to utilize* [utilizing] mandatory arbitration [with the approval of the Supreme Court], the clerk . . . shall charge and collect . . . an arbitration fee of $5. . . ."

Probation Services

P.A. 85-1208 amends "Probation Officers Act" (ch. 38, par. 204-8). EFFECTIVE AUGUST 30, 1988. Adds par. 204-8(2)(e) that local plan for implementation of individualized services and programs includes "Residential alternative sentencing programs — those programs which provide expanded sentencing options for less serious felony offenders and delinquent juveniles, including mother and child unification programs."

P.A. 85-1256 established probation services fees. EFFECTIVE JANUARY 1, 1989. Adds new par. 204-7.1 in ch. 38 ("Probation Officers Act") providing that each county treasurer shall establish probation services fee fund, shall disburse from fund at direction of chief judge of circuit, and shall submit to Supreme Court before January 10 a report showing amount in the fund; county board to appropriate from fund for use within county in accordance with Supreme Court approved guidelines in county's annual probation plan for purchase of services from hospitals and nonprofit agencies for probationers with special needs and for purchase of equipment for county probation department; fund not to be used in lieu of county appropriations for probation services; interest from fund may be used by county for any expenditures. Adds in ch. 38 new par. 1005-6-3(g) (conditions of probation/conditional discharge) that "court shall impose . . . as a condition of . . . probation, a fee not to exceed $25 for each month of probation supervision ordered . . ., unless after determining the inability of the [probationer] to pay the fee, the court assesses a lesser fee. The fee shall be collected by the [circuit] clerk [who] shall pay all monies collected from this fee to the county treasurer for deposit in [the par. 204-7.1 fund].

State's Attorneys

P.A. 85-1451 increases state's attorneys' compensation (ch. 53, pars. 7, 22a). EFFECTIVE MARCH 15, 1989. In a preambular "whereas" clause, legislature finds that framers of 1970 Constitution intended that state's attorneys "should be considered judicial officers as opposed to county or executive officers" and to that end their office was placed in the Judicial Article. Raises state's attorneys' salaries, effective January 1, 1989, about $15,000, bringing salaries up to $45,500 (lowest to $90,000 highest depending upon county population, provided state's attorney does not engage in private practice of law but if he does in counties having certain population, then increase is $5,000. All increases provided in this public act to be furnished by State.

Vehicle Code and DUI

P.A. 85-1201 amends Ill. Vehicle Code in ch. 95½. EFFECTIVE JULY 1, 1989. The principal purpose of this Act is to add to the Vehicle Code article VI (new pars. 7-601 through 7-608), mandatory insurance (bodily injury-death/property/uninsured coverage) covering motor vehicles and their operators, and to amend or enact new statutes related thereto (the mandatory insurance requirement applies to motor vehicles registered January 1, 1990, through December 31, 1993); violations of the insurance provision range from a business offense ($500) to a Class 4 felony. Par. 7-402 (driver's license and registration surrender), however, appears to have been amended without regard to the mandatory insurance provisions, and provides that, except as otherwise provided in the Vehicle Code or Supreme Court article V rules, a person whose driver's license has been suspended shall return to the Secretary of State the driver's license or other indicia of driving privileges, but if the "driving authorization document" is a court-issued judicial driving permit (par. 6-206.1) or the form specified inpar. 11-501.1, the document "shall be returned to the issuing court for proper processing."

P.A. 85-1237 amends Ill. Vehicle Code (ch. 95½, par. 4-203). EFFECTIVE JANUARY 1, 1989. Adds new par. 4-203(e) (removal of vehicles by towing or hauling away) that if police reasonably believe person arrested for DUI is likely to commit another DUI offense, arresting officer shall have vehicle that person was operating impounded for up to 6 hours after time of arrest, but impounded vehicle may be released before end of 6 hours if vehicle not owned by DUI arrestee and lawful owner requests release or vehicle owned by DUI arrestee but he gives permission to another to operate vehicle.

P.A. 85-1328 amends boating DUI statute (ch. 95½, par. 315-11). EFFECTIVE AUGUST 31, 1988. Amends pars. 315-11(A)(6)(a),(b) by providing that Dept. of Conservation rather than court, effective January 1, 1989, shall revoke watercraft operation privileges of any person convicted of misdemeanor boating DUI for 1 year and if convicted of felony boating DUI, for 2 years; amends par. 315-11(B)(3) (implied consent, refusal to submit to breathalyzer test) by providing that if court finds against person on implied consent issues, clerk of court shall notify Dept. of Conservation which shall, beginning January 1, 1989, revoke watercraft operation privileges of person for at least 1 year (formerly court ordering person not to operate watercraft).

VIII
JUDICIAL OFFICERS OF THE STATE OF ILLINOIS

THE JUDICIAL DISTRICTS OF ILLINOIS SUPREME AND APPELLATE COURTS

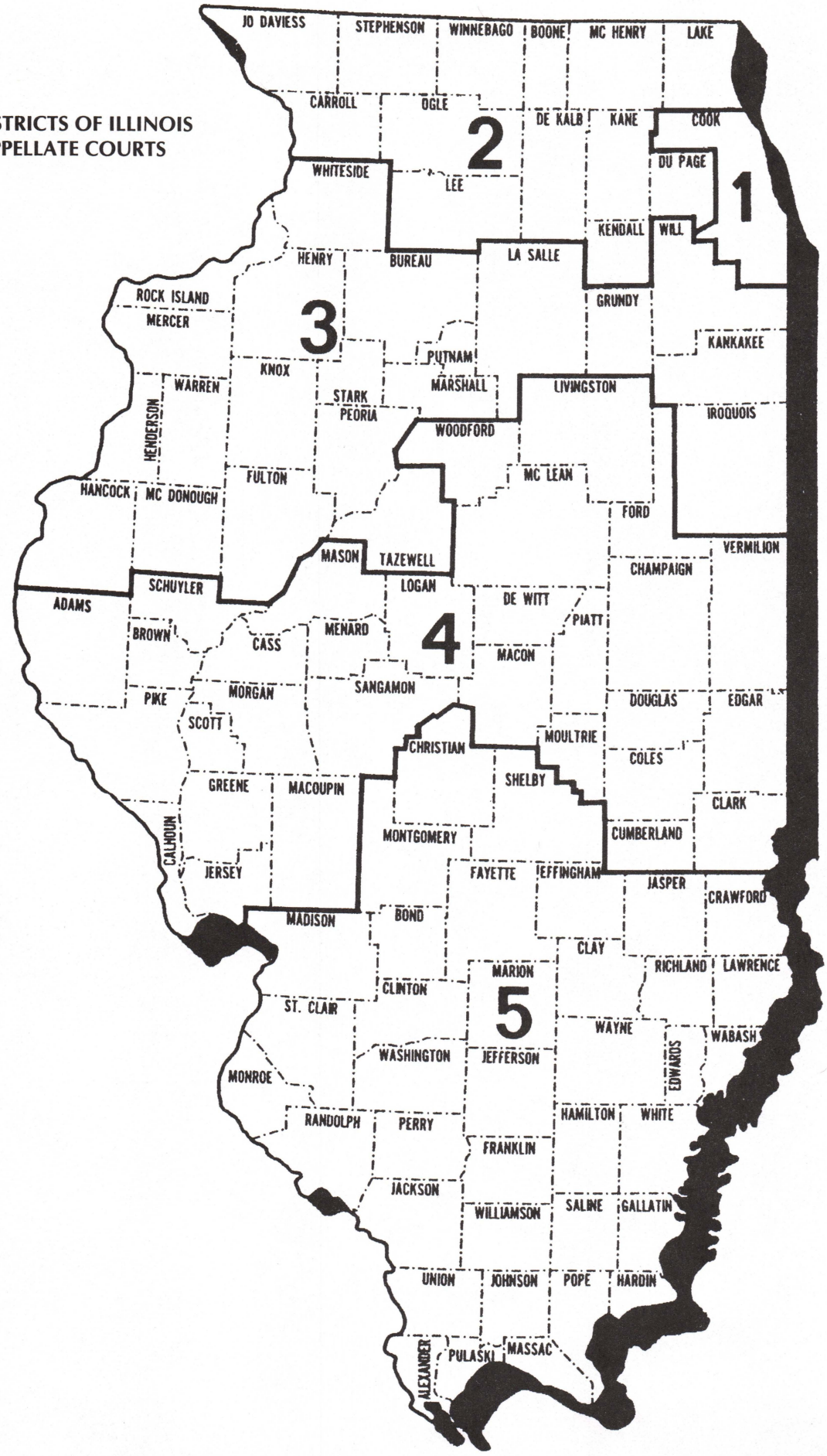

JUSTICES OF THE SUPREME COURT OF ILLINOIS

(December 31, 1988)

FIRST DISTRICT

William G. Clark
Chicago
John J. Stamos
Chicago
Daniel P. Ward
Chicago

SECOND DISTRICT

Thomas J. Moran
Waukegan

THIRD DISTRICT

Howard C. Ryan
Tonica

FOURTH DISTRICT

Benjamin K. Miller
Springfield

FIFTH DISTRICT

Horace L. Calvo
Edwardsville

JUDGES OF THE APPELLATE COURT OF ILLINOIS

(December 31, 1988)

FIRST DISTRICT

First Division

Robert C. Buckley
Calvin C. Campbell
John M. O'Connor, Jr.*
William R. Quinlan

Second Division

Michael A. Bilandic
Edward J. Egan
Allen Hartman
Anthony Scariano

Third Division

Charles E. Freeman
Daniel J. McNamara
Dom J. Rizzi
William S. White

Fourth Division

Mel R. Jiganti***
Glenn T. Johnson
David Linn
Mary Ann McMorrow

Fifth Division

Michel A. Coccia
Francis S. Lorenz
Blanche M. Manning
James C. Murray***
R. Eugene Pincham

SECOND DISTRICT

Marvin D. Dunn
Lawrence D. Inglis
George W. Lindberg
Robert D. McLaren
William R. Nash**
Philip G. Reinhard
George W. Unverzagt
Alfred E. Woodward**

THIRD DISTRICT

Tobias Barry
James D. Heiple
Albert Scott**
Allan L. Stouder
William B. Wombacher

FOURTH DISTRICT

Frederick S. Green
James A. Knecht
Carl A. Lund
John T. McCullough
Joseph R. Spitz***

FIFTH DISTRICT

Charles W. Chapman
Richard P. Goldenhersh
Moses W. Harrison, II
Robert H. Howerton
Henry Lewis**
Philip J. Rarick
Thomas M. Welch

* Retired Appellate Recalled
** Retired Circuit, Recalled and Assigned
*** Circuit, Assigned

Industrial Commission Division

Principal	Alternate
1st District	
Daniel J. McNamara	John J. Sullivan**
2nd District	
Alfred E. Woodward	William R. Nash
3rd District	
Tobias Barry*	James D. Heiple
4th District	
John T. McCullough	Joseph R. Spitz
5th District	
Horace L. Calvo**	Henry Lewis

* Selected as Presiding Judge by Members
** Judge John J. Sullivan retired on October 1, 1988 and Judge Horace L. Calvo was elected to the Illinois Supreme Court effective December 6, 1988.

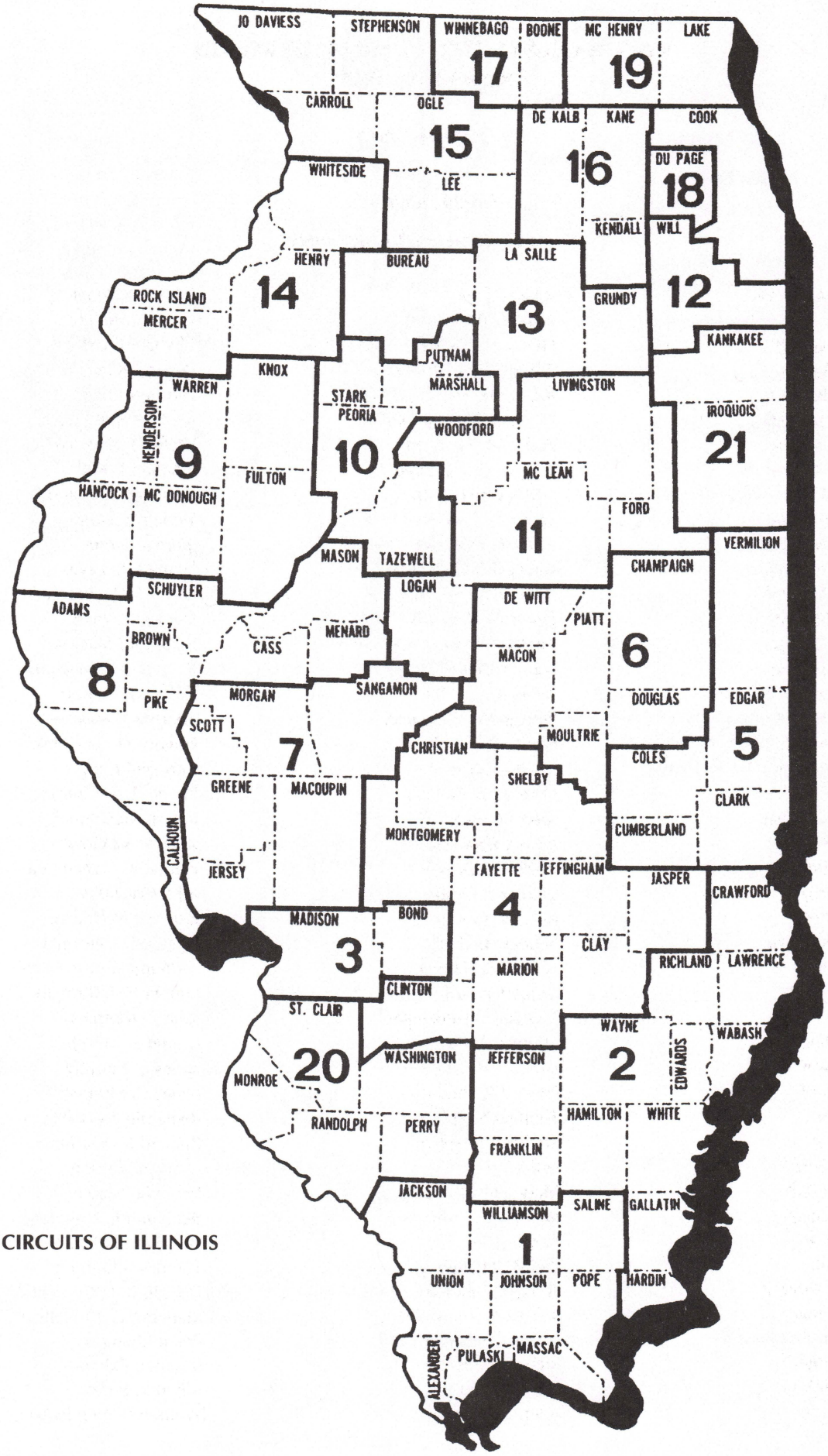

JUDICIAL CIRCUITS OF ILLINOIS

CIRCUIT COURT JUDICIAL OFFICERS OF ILLINOIS
(December 31, 1988)

COOK COUNTY

Circuit Judges

Harry G. Comerford, Chief Judge

Wayne R. Andersen
Earl Arkiss
Martin C. Ashman
James M. Bailey
Peter Bakakos
Miriam D. Balanoff
Ronald J.P. Banks
Frank W. Barbaro
Francis Barth
Carole K. Bellows
Vincent Bentivenga
Christy S. Berkos
Richard B. Berland
Edwin M. Berman
Walter B. Bieschke
Robert V. Boharic
Anthony J. Bosco
Everette A. Braden
John M. Breen, Jr.
Martin F. Brodkin
Clarence Bryant
Henry A. Budzinski
Jerome T. Burke
Edward R. Burr
Bernard Carey
Philip J. Carey
Thomas P. Cawley
David Cerda
Michael C. Close
Irwin Cohen
Robert J. Collins*
William Cousins, Jr.
Ronald J. Crane
John W. Crilly
John J. Crown
Richard L. Curry
Robert E. Cusack
Michael F. Czaja
Barbara J. Disko
Gino L. DiVito
Cornelius F. Dore, Jr.
Arthur L. Dunne
Charles J. Durham
Morton C. Elden*
Glynn J. Elliott, Jr.
Richard J. Elrod
Paul F. Elward
Robert D. Ericsson
Hyman Feldman*
Edward G. Finnegan
Richard J. Fitzgerald
Thomas R. Fitzgerald
Kathy M. Flanagan
Thomas E. Flanagan
Philip Fleischman*
Lester D. Foreman
Allen A. Freeman
Michael J. Gallagher
Marion W. Garnett
James A. Geocaris
Michael Brennan Getty
Louis J. Giliberto
Kenneth L. Gillis
Francis W. Glowacki
Myron T. Gomberg
Joseph Gordon*
Leonard R. Grazian
Albert Green
Alan J. Greiman
Patrick S. Grossi
Charles J. Grupp
John W. Gustafson
Sophia H. Hall
Arthur N. Hamilton
Curtis Heaston
Thomas J. Heneghan
Thomas A. Hett
James J. Heyda
Edward C. Hofert
Thomas E. Hoffman
Michael J. Hogan
Leo E. Holt
Mary Heftel Hooton
John N. Hourihane
Aaron Jaffe
Mel R. Jiganti**
Eddie C. Johnson
Sidney A. Jones, III
Michael S. Jordan
Richard H. Jorzak
Donald E. Joyce
Aubrey F. Kaplan
John T. Keleher
Daniel J. Kelley
Michael J. Kelly
Roger J. Kiley, Jr.
Herman Knell
Marilyn R. Komosa
Walter J. Kowalski
Franklin I. Kral
Rosemary D. LaPorta
Willard J. Lassers
Jerome Lerner
Leonard L. Levin
David G. Lichtenstein
Daniel J. Lynch
Robert G. Mackey
Benjamin S. Mackoff
Francis J. Mahon
Thomas J. Maloney
Edward H. Marsalek
Carl McCormick
Lester D. McCurrie
John J. McDonnell
John P. McGury*
Paddy H. McNamara
Jill K. McNulty
Howard M. Miller
Angelo D. Mistretta
Anthony S. Montelione
Loretta Hall Morgan
John E. Morrissey
Gerald S. Murphy
James E. Murphy
James C. Murray**
Benjamin Nelson*
Richard E. Neville
Odas Nicholson
Irving R. Norman
Benjamin E. Novoselsky
Stuart A. Nudelman
Thomas J. O'Brien
Donald P. O'Connell
Margaret G. O'Malley*
Frank Orlando
Romie J. Palmer
Albert S. Porter
William P. Prendergast

James S. Quinlan, Jr.
Thomas P. Quinn
Thomas R. Rakowski
Ellis E. Reid
Monica D. Reynolds
Ronald C. Riley
John W. Rogers
Gerald L. Sbarboro
Stephen A. Schiller
Joseph Schneider
Anthony J. Scotillo
David J. Shields
Harold A. Siegan
Shelvin Singer
Frank M. Siracusa

Robert L. Sklodowski
Dean J. Sodaro
Irwin J. Solganick
Jack G. Stein
Earl E. Strayhorn
Harold W. Sullivan
Fred G. Suria, Jr.
Alfred B. Teton*
Mary Jane Theis
Lucia T. Thomas
Mary M. Thomas
Michael P. Toomin
Dean M. Trafelet
Raymond E. Trafelet*

John P. Tully
Anton J. Valukas
John V. Virgilio
Eugene L. Wachowski*
Alfred T. Walsh
Daniel S. Weber
Louis A. Wexler*
Claude E. Whitaker
Alexander P. White
Daniel J. White
Willie Mae Whiting
Warren D. Wolfson
Stephen R. Yates
James A. Zafiratos
George J. Zimmerman

* Retired Circuit, Recalled
** Circuit, Assigned to Appellate

Associate Judges

John J. Ahern
Charles A. Alfano
Sam L. Amirante
Harry B. Aron
Reginald H. Baker
Charles I. Barish
Ronald F. Bartkowicz
Robert P. Bastone
John J. Beatty
Consuelo E. Bedoya
J. Martin Berry
Peter Bianco, Jr.
Janice L. Bierman
Michael B. Bolan
Lester A. Bonaguro
John E. Bowe
Preston L. Bowie
John D. Brady
Harry R. Buoscio
Robert Cahill
Eugene E. Campion
Brent F. Carlson
Lawrence W. Carroll
Joseph N. Casciato
Donna L. Cervini
George Z. Chrones
Carl J. Cipolla
Judith N. Cohen
George W. Cole
Thomas J. Condon
Maureen E. Connors
Mary M. Conrad
Joan M. Corboy
Peter F. Costa
Jacqueline P. Cox

Rosaland M. Crandell
Abishi C. Cunningham
Ronald S. Davis
Frank DeBoni
Julia Quinn Dempsey
Dennis A. Dernbach
Grace G. Dickler
John J. Divane
James G. Donegan
Loretta C. Douglas
Richard E. Dowdle
Thomas P. Durkin
James D. Egan
David A. Erickson
Edward M. Fiala, Jr.
Howard L. Fink
John M. Flaherty
James P. Flannery, Jr.
Margaret J. Frossard
Lawrence P. Fox
Paul T. Foxgrover
Nello P. Gamberdino
Sheldon C. Garber
Sheldon Gardner
Jerome Garoon
Edwin A. Gausselin
Marvin E. Gavin
Francis A. Gembala
Will E. Gierach
Daniel T. Gillespie
Rene Goier
Francis X. Golniewicz
Gilbert J. Grossi
Calvin H. Hall
R. Morgan Hamilton
Joseph W. Handy

James L. Harris
Miriam Ellen Harrison
James F. Henry
William J. Hibbler
Ronald A. Himel
Earl B. Hoffenberg
Dennis M. Horan
Ann Houser
Cornelius J. Houtsma, Jr.
Arthur L. Janura, Jr.
Evelyn F. Johnson
Sandi G. Johnson-Speh
Pamela G. Karahalios
Themis N. Karnezis
Howard R. Kaufman
Richard A. Kavitt
Richard S. Kelly
William A. Kelly
Carol A. Kipperman
Randye A. Kogan
Robert J. Kowalski
Thaddeus L. Kowalski
Robert W. Krop
Richard A. LaCien
Bertina E. Lampkin
John G. Laurie
Charles C. Leary
Mitchell Leikin
Philip S. Lieb
Clarence S. Lipnick
Daniel M. Locallo
Charles M. Loverde
Joseph M. Macellaio
John K. Madden
Ronald E. Magnes

Jeffrey A. Malak
John J. Mannion
Wendell P. Marbly
Charles M. May
John F. McBride
Margaret K. McBride
Brendan J. McCooey
James P. McCourt
Martin E. McDonough
Patrick E. McGann
James J. Meehan
Frank W. Meekins
Daniel R. Miranda
Matthew J. Moran
J. Patrick Morse
James V. Murphy, II
Michael J. Murphy
Michael J. Murray
Robert F. Nix
Julia M. Nowicki
Daniel J. O'Brien
John T. O'Donnell
Ronald W. Olson
Jerome M. Orbach
Marcia B. Orr
Donald D. Panarese
Alfred J. Paul
Saul Anthony Perdomo
Arthur C. Perivolidis
Nicholas T. Pomaro
Michael J. Pope
Charles E. Porcellino
Dennis J. Porter
Simon S. Porter
Paul P. Preston
Francis J. Reilly
Robert R. Retke
Ralph Reyna
Wayne D. Rhine
Edwin J. Richardson
D. Adolphus Rivers
Gerald T. Rohrer
Joseph H. Romano
Arthur Rosenblum
George W. Rothschild
Marvin H. Ruttenberg
John R. Ryan
Stanley J. Sacks
Norman Sands
Howard T. Savage
James M. Schreier
Harvey Schwartz
John J. Scotillo
Ann O'Laughlin Scott
Michael F. Sheehan, Jr.
Thomas W. Sherard
Paul M. Sheridan
Philip M. Sheridan
Robert M. Smierciak
Susan Snow
John M. Sorrentino
Leslie E. South
Stewart D. Spitzer
Oliver M. Spurlock
James F. Stack
Marjan P. Staniec
Thomas R. Sumner
Karen Thompson-Tobin
Morris Topol
Joseph J. Urso
John A. Ward
William F. Ward, Jr.
John A. Wasilewski
Cyril J. Watson
Jack Arnold Welfeld
Daniel G. Welter
Gene Wilens
James H. Williams
Walter Williams
Gerald T. Winiecki
William S. Wood
Robert R. Wooldridge
Leo F. Wrenn
Willie B. Wright
Thomas J. Wynn
Nicholas S. Zagone
Michael C. Zissman

FIRST CIRCUIT

Circuit Judges

William A. Lewis, Chief Judge

Donnie D. Bigler
Terry J. Foster
John P. Gilbert
Thomas W. Haney
Michael J. Henshaw
Snyder Howell
Donald Lowery
George M. Oros
Richard E. Richman
Stephen L. Spomer
David W. Watt, Jr.
James R. Williamson

Associate Judges

Arlie O. Boswell, Jr.
C. David Nelson
William G. Schwartz
William H. Wilson, Jr.

SECOND CIRCUIT

Circuit Judges

Terrence J. Hopkins, Chief Judge

Larry O. Baker
Philip B. Benefiel
David M. Correll
Don Al Foster
Donald E. Garrison
Robert S. Hill
Robert M. Keenan, Jr.
Lehman D. Krause
Loren P. Lewis
John I. Lundmark
Patrick F. McLaughlin
Thomas H. Sutton
David L. Underwood
James M. Wexstten

Associate Judges

Leo T. Desmond
James V. Hill
Bruce D. Irish
George W. Timberlake

THIRD CIRCUIT

Circuit Judges

P.J. O'Neill, Chief Judge

John L. Delaurenti
A. Andreas Matoesian
George J. Moran
Paul E. Riley
Charles V. Romani, Jr.

Associate Judges

Nicholas G. Byron
Ellar Duffwilliams
Wendell Durr
Edward C. Ferguson
George Filcoff
Jonathan Isbell
Lola P. Maddox
Michael J. Meehan
Daniel J. Stack

FOURTH CIRCUIT

Circuit Judges

Michael R. Weber, Chief Judge

Dennis L. Berkbigler
Richard H. Brummer
Edward C. Eberspacher, III
Joseph L. Fribley
Arthur G. Henken
Dennis M. Huber
William D. Kelley
Vernon L. Plummer, II
David L. Sauer
Rolland F. Tipsword
William R. Todd

Associate Judges

John P. Coady
James R. Harvey
Mark M. Joy
David W. Slater
Robert F.A. Stocke

FIFTH CIRCUIT

Circuit Judges

Ralph S. Pearman, Chief Judge

Zollie O. Arbogast, Jr.
Thomas J. Fahey, Jr.
Rita B. Garman
Paul C. Komada
John P. O'Rourke
Richard E. Scott
Joseph R. Spitz**
William J. Sunderman
James R. Watson

** Circuit, Assigned to Appellate

Associate Judges

H. Dean Andrews
David G. Bernthal
Joseph C. Moore, II
Joseph P. Skowronski, Jr.
Ashton C. Waller, Jr.

SIXTH CIRCUIT

Circuit Judges

Rodney A. Scott, Chief Judge

John L. Davis
John K. Greanias
Harold L. Jensen
Frank W. Lincoln
Dan L. Flannell
George S. Miller
Jerry L. Patton
Stephen H. Peters
John P. Shonkwiler
Robert J. Steigmann
Creed D. Tucker

Associate Judges

Harry E. Clem
John R. DeLaMar
Scott B. Diamond
Jeffrey B. Ford
Paul M. Francis
James A. Hendrian
Donald R. Parkinson
Arthur F. Powers, Jr.
Warren A. Sappington
John G. Townsend

SEVENTH CIRCUIT

Circuit Judges

C. Joseph Cavanagh, Chief Judge

J. David Bone
Richard J. Cadagin
Claude J. Davis
Simon L. Friedman
Joseph P. Koval
Thomas G. Roady, Jr.
John W. Russell
Jeanne E. Scott
Raymond L. Terrell

Associate Judges

Diane L. Brunton
Roger W. Holmes
Sue E. Myerscough
Tim P. Olson
George H. Ray
Thomas G. Russell
Philip Schickedanz
Dennis L. Schwartz
Stuart H. Shiffman

EIGHTH CIRCUIT

Circuit Judges

David K. Slocum, Chief Judge

Thomas L. Brownfield
Cecil J. Burrows
Dennis K. Cashman
Robert W. Cook
Carson D. Klitz
Lyle E. Lipe
Alfred L. Pezman
Fred W. Reither
Robert L. Welch

Associate Judges

Paul A. Kolodziej
Mark A. Schuering
Arthur R. Strong
Chet W. Vahle
John C. Wooleyhan

NINTH CIRCUIT

Circuit Judges

William L. Randolph, Chief Judge

Stephen G. Evans
William D. Henderson
Scott I. Klukos
Stephen C. Mathers
Richard C. Ripple
Daniel J. Roberts
Kent F. Slater
Charles H. Wilhelm

Associate Judges

Kenneth L. Bath
Harry C. Bulkeley
Larry W. Heiser
Richard A. Porter
James B. Stewart
Ronald C. Tenold

TENTH CIRCUIT

Circuit Judges

Robert E. Manning, Jr., Chief Judge

Bruce W. Black
James M. Bumgarner
Robert J. Cashen
Donald C. Courson
Richard E. Eagleton
John A. Gorman
Michael P. McCuskey
Joe Billy McDade
William J. Voelker, Jr.*

* Retired Circuit, Recalled

Associate Judges

J. Peter Ault
C. Brett Bode
Charles A. Covey
Thomas G. Ebel
Arthur H. Gross
Brian M. Nemenoff
Jackson P. Newlin
William J. Reardon
John A. Whitney
William H. Young

ELEVENTH CIRCUIT

Circuit Judges

William T. Caisley, Chief Judge

Richard M. Baner
Keith E. Campbell
Luther H. Dearborn
Gerald G. Dehner
Charles E. Glennon
William M. Roberts
Wayne C. Townley, Jr.
W. Charles Witte

Associate Judges

David L. Coogan
W. Mark Dalton
William D. DeCardy
Ronald C. Dozier
Charles H. Frank
John P. Freese
Harold J. Frobish
Joseph H. Kelley

TWELFTH CIRCUIT

Circuit Judges

Herman S. Haase, Chief Judge

Robert R. Buchar
Edward F. Masters
Michael A. Orenic
William R. Penn
Angelo F. Pistilli

Associate Judges

Raymond A. Bolden
Vincent J. Cerri
John F. Cirricione
Thomas M. Ewert
Bruce Douglas Falk
Edwin B. Grabiec
Ludwig J. Kuhar
Rodney B. Lechwar
Robert C. Lorz
Michael H. Lyons
Martin Rudman
Edward D. Smith

THIRTEENTH CIRCUIT

Circuit Judges

Alexander T. Bower, Chief Judge

Robert L. Carter
William P. Denny
Thomas R. Flood
Louis J. Perona
C. Howard Wampler
Robert G. Wren

Associate Judges

James A. Lanuti
Donald E. Norton
Richard R. Wilder
James J. Wimbiscus
John David Zwanzig

FOURTEENTH CIRCUIT

Circuit Judges

L.E. Ellison, Chief Judge

Joseph F. Beatty
Robert Castendyck
Martin E. Conway, Jr.
Clarence A. Darrow
Susan B. Gende
Wilbur S. Johnson
Edward Keefe
Jeffrey W. O'Connor
John Donald O'Shea
John M. Telleen
James T. Teros

Associate Judges

Clarke C. Barnes
Thomas C. Berglund
Michael P. Brinn
Dennis A. DePorter
Danny A. Dunagan
Jay M. Hanson
John R. McClean, Jr.
William K. O'Connor
Timothy J. Slavin
Ronald C. Taber

FIFTEENTH CIRCUIT

Circuit Judges

John W. Rapp, Jr., Chief Judge

Thomas E. Hornsby
F. Lawrence Lenz
Tomas M. Magdich
Francis X. Mahoney
John L. Moore
Harold D. Nagel
Lawrence A. Smith, Jr.

Associate Judges

Barry R. Anderson
Alan W. Cargerman
Eric S. DeMar
Richard E. DeMoss
Martin D. Hill
John E. Payne

SIXTEENTH CIRCUIT

Circuit Judges

Patrick J. Dixon, Chief Judge

Michael J. Colwell
Philip L. DiMarzio
Melvin E. Dunn
Rex F. Meilinger
John L. Nickels
Gene L. Nottolini
Michael F. O'Brien
Barry E. Puklin
James F. Quetsch
James M. Wilson

Associate Judges

Roger W. Eichmeier
Douglas R. Engel
Robert Peter Grometer
Thomas E. Hogan
Robert C. Jenkins
Pamela K. Jensen
Richard D. Larson
John L. Petersen
Timothy Q. Sheldon
Grant S. Wegner
Peter K. Wilson, Jr.

SEVENTEENTH CIRCUIT

Circuit Judges

David F. Smith, Chief Judge

Harris H. Agnew
Daniel D. Doyle
David A. Englund
John C. Layng
Galyn W. Moehring
John E. Sype

Associate Judges

Robert G. Coplan
Robert J. French
Gerald F. Grubb
Frederick J. Kapala
Michael R. Morrison
Alford R. Penniman
K. Craig Peterson
Bradner C. Riggs
Richard W. Vidal

EIGHTEENTH CIRCUIT

Circuit Judges

Carl F.J. Henninger, Chief Judge

William E. Black
John J. Bowman
John M. Darrah
Michael R. Galasso
Edward W. Kowal
John J. Nelligan
Anthony M. Peccarelli
John S. Teschner

Associate Judges

Edmund P. Bart
Robert E. Byrne
Thomas E. Callum
Margaret O. Coffin
Kevin P. Connelly
Robert A. Cox
Edward R. Duncan, Jr.
Philip J.R. Equi
Francis W. Faris, Jr.
C. Andrew Hayton
Donald J. Hennessy
Fredrick Henzi
James W. Jerz
Roy F. Lawrence
S. Keith Lewis
Richard A. Lucas
Ronald B. Mehling
Maryellen T. Provenzale
Charles E. Ruth
S. Bruce Scidmore
Brian F. Telander
Perry R. Thompson
Bonnie M. Wheaton

NINETEENTH CIRCUIT

Circuit Judges

Bernard E. Drew, Jr., Chief Judge

William D. Block
Henry L. Cowlin
Fred A. Geiger
John R. Goshgarian
Roland A. Herrmann
Jack Hoogasian
Charles F. Scott
Michael J. Sullivan

Associate Judges

Ward S. Arnold
Terrence J. Brady
Wallace B. Dunn
Conrad F. Floeter
James C. Franz
Michael John Fritz
Barbara Gilleran-Johnson
Harry D. Hartel, Jr.
William F. Homer
Susan Fayette Hutchinson
E. Thomas Lang
Raymond J. McKoski
Gary G. Neddenriep
George W. Pease
Haskell M. Pitluck
John G. Radosevich
Emilio B. Santi
Thomas A. Schermerhorn
Alvin Ira Singer
Henry C. Tonigan, III
Jane D. Waller
Stephen E. Walter
Albert L. Wysocki

TWENTIETH CIRCUIT

Circuit Judges

Stephan M. Kernan, Chief Judge

Carl H. Becker
James K. Donovan
Patrick J. Fleming
Jerry D. Flynn
Dennis J. Jacobsen
Lloyd A. Karmeier
Roger M. Scrivner
William B. Starnes
Milton S. Wharton

Associate Judges

Richard A. Aguirre
Robert L. Craig
Jan V. Fiss
Robert P. LeChien
Jerome F. Lopinot
Earle McCaskill
Sheila M. O'Brien
Michael J. O'Malley
James M. Radcliffe
C. Glenn Stevens

TWENTY-FIRST CIRCUIT

Circuit Judges

James R. Blunk, Chief Judge

Patrick M. Burns
Robert L. Dannehl
Wayne P. Dyer
Daniel W. Gould
John F. Michela

Associate Judges

Roger A. Benson
Dwight W. McGrew
Edward A. McIntire

IX

1988 CASELOADS AND STATISTICAL RECORDS OF THE ILLINOIS COURTS

Section 1 of "AN ACT relating to furnishing of reports and statistical data by clerks of courts and other officers relating to the business of the courts" provides as follows:

> The clerks of all courts and all other officers shall comply with the requests made by the Supreme Court for information, statistical data, and reports bearing on the state of the dockets and business transacted by the courts and other matters pertinent to the efficient operation of the judicial system.

The following statistical data has been derived or compiled from reports submitted by the respective clerks of the courts and other officers pursuant to the above.

The Illinois Supreme Court 1988 Caseload and Statistical Records

TREND OF CASES IN THE SUPREME COURT DURING 1988

PEOPLE'S CASES - GENERAL DOCKET	Pending 1-1-88	Filed 1988	Allowed 1988	Disposed 1988	Pending 12-31-88	Inventory Increase (+) Decrease (−)
Petitions for Leave to Appeal	248	696	95	713	139	−109
Petitions Allowed	44	NA	NA	82	56	+12
Motions for Direct Appeal (R302b)	0	5	0	4	1	+1
Original Action Motions (R381)	4	18	0	16	6	+2
Motions Allowed	6	NA	NA	6	0	−6
Motions for Supervisory Order	4	17	5	19	1	−3
Motions scheduled for briefing	1	NA	NA	0	1	NC
Direct Appeals-Statute Invalid	9	107	NA	90	25	+16
Direct Appeals-Capital (R603)	66	16	NA	20	62	−4
Direct Appeals-Capital P.C.	8	3	NA	7	4	−4
Disciplinary Cases	23	20	NA	32	16	−7
Certificates of Importance	0	0	0	0	0	NC
Miscellaneous	1	11	1	11	0	−1
Total People's Cases	428	893	107	1000	312	−116

CIVIL CASES - GENERAL DOCKET	Pending 1-1-88	Filed 1988	Allowed 1988	Disposed 1988	Pending 12-31-88	Inventory Increase (+) Decrease (−)
Petitions for Leave to Appeal	152	730	98	648	116	−36
Petitions Allowed	78	NA	NA	52	110	+32
Motions for Direct Appeal (R302b)	2	24	8	15	3	+1
Motions Allowed	5	NA	NA	11	2	−3
Original Action Motions (R381)	3	23	1	25	1	−2
Motions Allowed	1	NA	NA	1	1	NC
Motions for Supervisory Order	1	28	2	27	2	+1
Motions scheduled for briefing	1	NA	NA	1	0	−1
Direct Appeals-Statute Invalid	7	3	NA	8	2	−5
Certificates of Importance	1	1	NA	1	1	NC
Miscellaneous	0	6	0	4	2	+2
Total Civil Cases	251	815	109	793	230	+21

MISCELLANEOUS CASES						
Miscellaneous Record	72	607	NA	619	60	−12
Miscellaneous Docket	22	125	NA	134	13	−9
Total Miscellaneous Cases	94	732	NA	753	73	−21

TOTAL ALL CASES	773	2440	216	2546	594	−179

The Illinois Appellate Court 1988 Caseload and Statistical Records

TREND OF CASES IN THE APPELLATE COURT DURING 1988

Appellate District		Number of Cases Pending January 1, 1988	Number of Cases Filed During 1988	Number of Cases Reinstated	Number of Cases Disposed of	Number of Cases Disposed of By Opinion	Number of Cases Disposed of By Rule 23 Order	Number of Cases Pending December 31, 1988	Inventory Increase (+) Decrease (−)
First	Civil	1728 (52)	2024 (33)	39	1965 (60)	588 (26)	388 (18)	1826 (25)	+98
	Criminal ..	2710	1767	285	1820	244	803	2942	+232
Second	Civil	484 (9)	711 (10)	26	741 (13)	254 (1)	199 (9)	480 (6)	−4
	Criminal ..	524	554	21	498	131	215	601	+77
Third	Civil	283 (27)	471 (21)	6 (2)	409 (38)	137 (20)	125 (12)	351 (12)	+68
	Criminal ..	338	361	5	376	75	177	328	−10
Fourth	Civil	246 (20)	538 (14)	11	520 (20)	187 (5)	154 (11)	275 (14)	+29
	Criminal ..	225	402	4	366	114	201	265	+40
Fifth	Civil	459 (24)	498 (7)	0	506 (22)	111 (5)	147 (10)	451 (9)	−8
	Criminal ..	374	309	0	294	39	172	389	+15
Totals	Civil	3200 (132)	4242 (85)	82 (2)	4141 (153)	1277 (57)	1013 (60)	3383 (66)	+183
	Criminal ..	4171	3393	315	3354	603	1568	4525	+354

( ) Industrial Commission Division Cases

CASES DISPOSED OF IN THE APPELLATE COURT DURING 1988

		METHOD OF DISPOSITION															
		Affirmed		Reversed		Affirmed in Part and/or Reversed in Part		Reversed and Remanded		Modified		Vacated and/or Remanded		Dismissed		Disposed Of Without Opinion Or Order*	Total Cases Disposed
Appellate District	Type of Case	By Opinion	By Order*	By Opinion	By Order*	By Opinion	By Order*	By Opinion	By Order*	By Opinion	By Order*	By Opinion	By Order*	By Opinion	By Order*		
First	Civil	333 (20)	262 (15)	42 (3)	33	67	16 (3)	112 (3)	46	4	0	11	4	19	27	989 (16)	1965 (60)
	Criminal	140	631	3	19	30	59	59	83	3	0	9	6	0	5	773	1820
Second	Civil	124 (1)	129 (8)	33	7 (1)	22	18	60	25	0	0	8	3	7	17	288 (3)	741 (13)
	Criminal	55	147	9	3	17	18	44	32	0	0	2	4	4	11	152	498
Third	Civil	76 (13)	100 (10)	13 (2)	5	12 (4)	7 (1)	35 (1)	6 (1)	0	0	2	1	0	11	141 (6)	409 (38)
	Criminal	34	125	6	7	16	26	18	15	0	0	1	2	0	2	124	376
Fourth	Civil	99 (1)	123 (11)	19 (2)	4	31 (1)	9	31 (1)	12	0	0	5	2	2	4	179 (4)	520 (20)
	Criminal	69	154	4	2	18	28	13	8	0	0	9	1	1	8	51	366
Fifth	Civil	47 (3)	89 (8)	9 (2)	7	24	16	25	26	0	0	3	6 (2)	3	3	248 (7)	506 (22)
	Criminal	16	108	6	0	8	46	8	15	0	0	1	3	0	0	83	294
Totals	Civil	679 (38)	703 (52)	116 (9)	56 (1)	156 (5)	66 (4)	263 (5)	115 (1)	4	0	29	16 (2)	31	62	1845 (36)	4141 (153)
	Criminal	314	1165	28	31	89	177	142	153	3	0	22	16	5	26	1183	3354

( ) Industrial Commission Division Cases.
*Pursuant to Supreme Court Rule 23.

CASES DISPOSED OF WITHOUT OPINION OR ORDER
PURSUANT TO SUPREME COURT RULE 23
DURING 1988

		METHOD OF DISPOSITION WITHOUT OPINION OR ORDER														
		Dismissed			Dismissed on Court's Motion											
Appellate District	Type of Case	Motion of Appellant	Motion of Appellee	Stipulation of Parties	Failure to Comply With Rules/Orders	Lack of Juris-diction/ No Final Appeal-able Order	Other	Leave to Appeal Denied[a]	Motion for Leave to File Late Notice of Appeal Denied[b]	Remanded With Direction For Further Proceeding	Dismissed in the Trial Court	Bail Order Entered	Confession of Error	Trans-ferred to Proper Court	Other Disposi-tions	Total Cases Disposed Without Opinion or Order
First	Civil	176 (4)	191 (1)	39 (3)	464 (8)	0	1	55	5	2	37	0	1	13	5	989 (16)
	Criminal	65	19	0	591	0	51	0	1	6	4	23	2	5	6	773
Second	Civil	67	40	18 (1)	116 (2)	1	2	29	0	0	10	0	0	0	5	288 (3)
	Criminal	58	9	0	64	0	1	1	5	0	4	5	0	2	3	152
Third	Civil	58	18 (1)	7 (1)	44 (3)	0	2	7	0	0 (1)	4	0	0	0	1	141 (6)
	Criminal	54	12	1	35	0	5	0	1	3	6	0	0	2	5	124
Fourth	Civil	44 (2)	22	15 (1)	64 (1)	11	1	3	1	0	17	0	0	1	0	179 (4)
	Criminal	26	1	0	15	2	0	0	3	0	2	0	0	0	2	51
Fifth	Civil	75 (3)	12	25	59 (1)	29 (2)	4	20	1	0	20 (1)	0	0	2	1	248 (7)
	Criminal	26	8	3	10	14	5	0	2	2	4	1	0	4	4	83
Total	Civil	420 (9)	283 (2)	104 (6)	747 (15)	41 (2)	10	114	7	2 (1)	88 (1)	0	1	16	12	1845 (36)
	Criminal	229	49	4	715	16	62	1	12	11	20	29	2	13	20	1183

( ) Industrial Commission Division cases

[a]Includes Denial of Permissive Interlocutory

[b]Includes Denial of Motion to File Late Record

TIME LAPSE BETWEEN DATE OF FILING AND DATE OF DISPOSITION FOR ALL CASES DECIDED IN THE APPELLATE COURT DURING 1988

Appellate District	Type of Case	Time Lapse Between Filing and Disposition						Total Cases Diposed
		Under 6 Months	6-12 Months	1-1½ Years	1½-2 Years	2-3 Years	Over 3 Years	
First	Civil	491 (1)	869 (42)	385 (13)	123 (4)	79	18	1965 (60)
	Criminal	143	472	361	427	335	82	1820
Second	Civil	257	416 (9)	45 (2)	6	0	0	724** (11)
	Criminal	93	151	160	79	6	2	491**
Third	Civil	123 (1)	256 (29)	27 (7)	2 (1)	1	0	409 (38)
	Criminal	100	208	59	5	1	3	376
Fourth	Civil	217 (3)	288 (15)	15 (1)	0 (1)	0	0	520 (20)
	Criminal	68	276	20	2	0	0	366
Fifth	Civil*	183	149	150	31	13	2	528
	Criminal	50	62	96	61	23	2	294
Total	Civil	1271 (5)	1978 (95)	622 (23)	162 (6)	93	20	4146 (129)
	Criminal	454	1169	696	574	365	89	3347
GRAND TOTAL		1725 (5)	3147 (95)	1318 (23)	736 (6)	458	109	7493 (129)

( ) Industrial Commission Division Cases.

*Fifth District I.C.D. cases included in Civil figures.

**No time lapse data available for 17 Civil cases, 2 Industrial Commission cases and 7 Criminal cases, reported in 1988 Appellate Court Disposition table.

TIME LAPSE BETWEEN DATE BRIEFS WERE FILED AND DATE OF DISPOSITION FOR CASES DECIDED IN THE APPELLATE COURT DURING 1988

Appellate District	Type of Case	Time Lapse Between Filing of Briefs and Disposition						Total Cases Diposed
		Under 6 Months	6-12 Months	1-1½ Years	1½-2 Years	2-3 Years	Over 3 Years	
First	Civil	467 (17)	350 (27)	85	38	25	2	967 (44)
	Criminal	589	377	50	14	16	1	1047
Second	Civil	389 (7)	62 (4)	2	1	0	1	455 (11)
	Criminal	271	34	0	1	0	0	306
Third	Civil	205 (17)	62 (12)	1 (3)	0	0	0	268 (32)
	Criminal	186	61	3	1	1	0	252
Fourth	Civil	329 (8)	26 (8)	1 (1)	0	0	0	356 (17)
	Criminal	307	7	1	0	0	0	315
Fifth	Civil*	137	181	7	0	0	0	325
	Criminal	117	80	7	1	0	0	205
Total	Civil	1527 (49)	681 (51)	96 (4)	39	25	3	2371 (104)
	Criminal	1470	559	61	17	17	1	2125
GRAND TOTAL		2997 (49)	1240 (51)	157 (4)	56	42	4	4496 (104)

( ) Industrial Commission Division Cases.
*Fifth District I.C.D. cases included in Civil figures.

ABSTRACT SUMMARY OF THE NUMBER OF OPINIONS AND RULE 23 ORDERS WRITTEN BY JUDGES OF THE APPELLATE COURT DURING 1988

Appellate District	Opinions						Rule 23 Orders
	Majority	Per Curiam	Specially Concurring	Dissenting	Supplemental	Total Opinions	
First	749 (26)	0	8	41 (6)	1	799 (32)	1147 (12)
Second	353 (1)	0	7	17	3	380 (1)	382 2 Sp. Concur (9)
Third	191 (19)	0	5	22 (3)	6	224 (22)	276 1 Dissent 3 Supplmntl (11)
Fourth	273 (5)	0	6	10 (4)	2	291 (9)	339 1 Sp. Concur 3 Dissents (10)
Fifth	144 (5)	0	1	6	1	152 (5)	307 4 Dissents 1 Supplmntl (10)
Total	1710 (56)	0	27	96 (13)	13	1846 (69)	2451 3 Sp. Concur 8 Dissents 4 Supplmntl (52)

( ) Industrial Commission Division cases

The Illinois Circuit Court 1988 Caseload and Statistical Records

RATIO OF FILINGS PER JUDGE IN THE CIRCUIT COURTS OF ILLINOIS DURING 1988

Circuit	Number of Counties	Population 1980 Census (Official Count)	Land Area (Square Miles)	Total Number of Cases Filed During 1988	Number of Judges*			Number of Cases Filed Per Judge
					Circuit	Associate	Total	
1st	9	212,393	3,242	53,234	14	5	19	2,802
2nd	12	215,509	4,796	40,653	15	4	19	2,140
3rd	2	263,895	1,114	67,432	9	10	19	3,549
4th	9	247,907	5,425	54,151	12	6	18	3,008
5th	5	197,914	2,885	44,765	10	5	15	2,984
6th	6	368,776	3,178	86,141	12	11	23	3,745
7th	6	306,316	3,485	81,502	11	10	21	3,881
8th	8	156,437	3,918	31,352	11	5	16	1,960
9th	6	197,464	3,904	40,802	9	7	16	2,550
10th	5	360,497	2,129	86,170	10	11	21	4,103
11th	5	240,917	3,863	70,992	9	8	17	4,176
12th	1	324,460	847	111,600	6	12	18	6,200
13th	3	178,835	2,453	44,105	7	6	13	3,393
14th	4	309,192	2,492	79,119	12	10	22	3,596
15th	5	174,501	3,136	43,806	8	6	14	3,129
16th	3	390,231	1,472	131,504	11	13	24	5,479
17th	2	279,514	803	82,667	8	10	18	4,593
18th	1	658,177	331	223,498	10	24	34	6,573
19th	2	588,096	1,068	224,132	10	26	36	6,226
20th	5	358,338	2,652	95,623	12	12	24	3,984
21st	2	135,902	1,800	31,148	6	3	9	3,461
Downstate Total	101	6,165,271	54,993	1,724,396	212	204	416	4,145
Cook County	1	5,253,190	954	2,314,129**	177	204	381	6,074
State Total	102	11,418,461	55,947	4,038,525**	389	408	797	5,067

*Count taken on December 31, 1988.

**Does not include Circuit Court of Cook County — District One (City of Chicago), parking tickets.

TREND OF ALL CASES IN THE CIRCUIT COURTS OF ILLINOIS DURING 1988

Circuit	Pending At Start*	Filed	Reinstated	Total Added	Disposed Of	Pending At End*	Inventory Increase (+) Decrease (−)
1st	7,812	53,234	209	53,443	51,084	8,544	732
2nd	11,167	40,653	46	40,699	40,462	9,594	−1,573
3rd	20,583	67,432	83	67,515	63,270	21,260	677
4th	9,816	54,151	74	54,215	53,468	8,849	−967
5th	11,961	44,765	28	44,793	42,670	13,103	1,142
6th	18,799	86,141	228	86,369	84,897	18,449	−732
7th	22,242	81,502	125	81,627	74,291	25,883	3,641
8th	6,058	31,352	54	31,435	31,449	5,867	−191
9th	7,835	40,802	62	40,864	39,232	8,148	313
10th	19,268	86,170	325	86,495	94,081	16,956	−2,312
11th	9,542	70,992	1,848	72,840	63,463	10,542	1,000
12th	10,671	111,600	3,008	114,608	113,330	10,950	279
13th	7,059	44,105	243	44,348	43,609	6,966	−93
14th	14,524	79,119	1,839	80,958	80,298	14,000	−524
15th	7,351	43,806	572	44,378	37,394	7,681	330
16th	15,333	131,504	443	131,947	99,711	15,301	−32
17th	24,740	82,667	23	82,690	85,536	23,802	−938
18th	18,268	223,498	31,595	255,093	240,128	19,778	1,510
19th	16,596	224,132	2,092	226,224	219,097	17,797	1,201
20th	31,528	95,623	22	95,645	91,491	27,678	−3,850
21st	9,755	31,148	2	31,150	29,955	10,210	455
Downstate Total	300,908	1,724,396	42,921	1,767,336	1,678,916	301,358	450
Cook County	707,156	6,991,443[1]	93,252	7,084,695	3,550,577[2]	759,630	52,474
State Total	1,008,064	8,715,839	136,173	8,852,031	5,229,493	1,060,988	52,924

*Includes all case categories with the exception of pending counts for Ordinance Violations, Conservation Violations and Traffic Violations.

[1]Includes parking tickets for District One (City of Chicago) and other appropriate municipalities (4,677,314).

[2]Includes parking tickets for District One (City of Chicago) and other appropriate municipalities (1,024,551).

Circuit	County		Law Over $15,000		Law $15,000 or less		Chancery	Miscellaneous Remedy	Eminent Domain	Tax	Municipal Corporations	Mental Health	Dissolution of Marriage
			Jury	Non-Jury	Jury	Non-Jury							
1st	Alexander	Pending at Start	13	32	1	62	33	23	0	10	2	0	41
		Filed	8	10	1	61	15	37	1	41	0	0	80
		Reinstated	0	0	0	0	0	0	0	0	0	0	0
		Transferred	0	0	0	0	—	—	—	—	—	—	—
		Net Added	8	10	1	61	15	37	1	41	0	0	80
		Disposed of	10	9	1	68	36	41	0	16	0	0	85
		Pending at End	11	33	1	55	12	19	1	35	2	0	36
		Inventory (+ or −) ...	−2	+1	0	−7	−21	−4	+1	+25	0	0	−5
		% Pending More Than 12 mos	62%	62%	100%	58%	56%	43%	0	41%	100%	0	55%
1st	Jackson	Pending at Start	169	60	7	108	70	25	3	28	0	0	87
		Filed	60	69	6	216	69	41	1	21	1	1	295
		Reinstated	1	2	1	2	1	1	0	0	0	0	6
		Transferred	−3	+3	−1	+1	—	—	—	—	—	—	—
		Net Added	58	74	6	219	70	42	1	21	1	1	301
		Disposed of	92	45	10	226	80	34	1	20	1	0	301
		Pending at End	136	89	3	101	60	33	3	29	0	1	87
		Inventory (+ or −) ...	−33	+29	−4	−7	−10	+8	0	+1	0	+1	0
		% Pending More Than 12 mos	61%	37%	33%	13%	25%	52%	67%	86%	0	0	10%
1st	Johnson	Pending at Start	17	14	2	18	17	7	1	1	1	0	25
		Filed	6	9	0	28	12	35	0	7	0	0	57
		Reinstated	0	0	0	0	0	0	0	0	0	0	0
		Transferred	+1	−1	0	0	—	—	—	—	—	—	—
		Net Added	7	8	0	28	12	35	0	7	0	0	57
		Disposed of	12	12	0	31	15	33	0	3	1	0	67
		Pending at End	12	10	2	15	14	9	1	5	0	0	15
		Inventory (+ or −) ...	−5	−4	0	−3	−3	+2	0	+4	−1	0	−10
		% Pending More Than 12 mos	50%	80%	100%	20%	36%	22%	100%	20%	0	0	13%
1st	Massac	Pending at Start	18	12	0	11	18	6	0	8	1	0	33
		Filed	18	12	0	16	16	26	0	5	0	1	119
		Reinstated	0	0	0	1	0	0	0	0	0	0	0
		Transferred	+3	−3	0	0	—	—	—	—	—	—	—
		Net Added	21	9	0	17	16	26	0	5	0	1	119
		Disposed of	11	13	0	23	14	16	0	5	0	1	122
		Pending at End	28	8	0	6	20	16	0	8	1	0	30
		Inventory (+ or −) ...	+10	−4	0	−5	+2	+10	0	0	0	0	−3
		% Pending More Than 12 mos	43%	25%	0	17%	45%	25%	0	50%	100%	0	17%
1st	Pope	Pending at Start	4	5	0	6	7	1	0	4	0	0	7
		Filed	1	5	0	8	8	6	1	4	0	0	38
		Reinstated	0	0	0	0	0	0	0	0	0	0	0
		Transferred	0	0	0	0	—	—	—	—	—	—	—
		Net Added	1	5	0	8	8	6	1	4	0	0	38
		Disposed of	1	1	0	3	4	3	1	6	0	0	37
		Pending at End	4	9	0	11	11	4	0	2	0	0	8
		Inventory (+ or −) ...	0	+4	0	+5	+4	+3	0	−2	0	0	+1
		% Pending More Than 12 mos	75%	56%	0	36%	45%	0	0	0	0	0	25%
1st	Pulaski	Pending at Start	14	7	0	9	13	7	0	4	1	1	20
		Filed	3	1	0	14	8	12	0	1	0	0	53
		Reinstated	0	0	0	0	0	0	0	0	0	0	0
		Transferred	+1	−1	0	0	—	—	—	—	—	—	—
		Net Added	4	0	0	14	8	12	0	1	0	0	53
		Disposed of	10	5	0	16	9	14	0	1	0	0	47
		Pending at End	8	2	0	7	12	5	0	4	1	1	26
		Inventory (+ or −) ...	−6	−5	0	−2	−1	−2	0	0	0	0	+6
		% Pending More Than 12 mos	63%	100%	0	14%	58%	60%	0	75%	100%	100%	42%

*"Pending at End" figures are adjusted due to physical inventories taken by the Clerks of the Circuit Court staff.

Family	Juvenile	Felony	Misdemeanors	Small Claims	Probate	Ordinance Violations	Traffic Violations	Conservation Violations	Total		County	Circuit
106	36	58	115	51	188	—	—	—	771	..... Pending at Start	..... Alexander	.... 1st
89	43	146	262	107	39	8	2,151	69	3,168	..... Filed		
0	1	5	2	0	0	0	3	0	11	..... Reinstated		
—	—	0	0	0	—	—	—	—	0	..... Transferred		
89	44	151	264	107	39	8	2,154	69	3,179	..... Net Added		
147	43	156	242	110	38	4	2,360	55	3,421	..... Disposed of		
48	37	53	137	48	179	—	—	—	707	..... Pending at End		
−58	+1	−5	+22	−3	−9	—	—	—	−64	... Inventory (+ or −)		
40%	22%	7%	10%	23%	88%	—	—	—	50%	% Pending More ..... Than 12 mos		
33	35	251	94	272	413	—	—	—	1,655	..... Pending at Start	..... Jackson	.... 1st
267	84	443	445	936	116	1,517	8,509	186	13,283	..... Filed		
0	3	6	4	6	0	2	36	0	71	..... Reinstated		
—	—	0	0	0	—	—	—	—	0	..... Transferred		
267	87	449	449	942	116	1,519	8,545	186	13,354	..... Net Added		
222	86	472	440	851	173	1,353	8,504	184	13,095	..... Disposed of		
78	36	228	103	363	355	—	—	—	1,705	..... Pending at End		
+45	+1	−23	+9	+91	−58	—	—	—	+50	... Inventory (+ or −)		
12%	25%	13%	5%	8%	72%	—	—	—	31%	% Pending More ..... Than 12 mos		
6	17	30	28	43	65	—	—	—	292	..... Pending at Start	..... Johnson	.... 1st
20	30	124	128	86	30	3	2,761	51	3,387	..... Filed		
0	0	5	10	0	0	0	0	0	15	..... Reinstated		
—	—	−21	+21	0	—	—	—	—	0	..... Transferred		
20	30	108	159	86	30	3	2,761	51	3,402	..... Net Added		
21	21	96	164	105	30	3	2,705	60	3,379	..... Disposed of		
5	26	42	23	24	65	—	—	—	268	..... Pending at End		
−1	+9	+12	−5	−19	0	—	—	—	−24	... Inventory (+ or −)		
80%	23%	17%	13%	17%	65%	—	—	—	36%	% Pending More ..... Than 12 mos		
6	24	37	37	29	99	—	—	—	339	..... Pending at Start	..... Massac	.... 1st
68	30	73	143	169	50	50	3,358	35	4,189	..... Filed		
0	0	2	3	0	0	0	0	0	6	..... Reinstated		
—	—	−21	+21	0	—	—	—	—	0	..... Transferred		
68	30	54	167	169	50	50	3,358	35	4,195	..... Net Added		
58	44	73	162	170	32	43	3,509	35	4,331	..... Disposed of		
16	10	18	42	28	117	—	—	—	348	..... Pending at End		
+10	−14	−19	+5	−1	+18	—	—	—	+9	... Inventory (+ or −)		
25%	50%	11%	10%	21%	65%	—	—	—	39%	% Pending More ..... Than 12 mos		
4	4	29	14	10	44	—	—	—	139	..... Pending at Start	..... Pope	.... 1st
12	7	47	41	13	16	1	476	34	718	..... Filed		
0	0	0	0	0	0	0	0	0	0	..... Reinstated		
—	—	0	0	0	—	—	—	—	0	..... Transferred		
12	7	47	41	13	16	1	476	34	718	..... Net Added		
12	3	55	34	11	8	0	439	37	655	..... Disposed of		
4	8	23	21	12	52	—	—	—	169	..... Pending at End		
0	+4	−6	+7	+2	+8	—	—	—	+30	... Inventory (+ or −)		
50%	50%	39%	19%	67%	75%	—	—	—	54%	% Pending More ..... Than 12 mos		
36	15	10	41	7	106	—	—	—	291	..... Pending at Start	..... Pulaski	.... 1st
65	15	46	108	52	26	3	5,189	15	5,611	..... Filed		
0	0	0	0	0	1	0	0	0	1	..... Reinstated		
—	—	−7	+7	0	—	—	—	—	0	..... Transferred		
65	15	39	115	52	27	3	5,189	15	5,612	..... Net Added		
70	13	31	90	39	13	0	4,631	24	5,013	..... Disposed of		
31	17	18	66	20	120	—	—	—	338	..... Pending at End		
−5	+2	+8	+25	+13	+14	—	—	—	+47	... Inventory (+ or −)		
74%	47%	6%	35%	25%	80%	—	—	—	57%	% Pending More ..... Than 12 mos		

Circuit	County		Law Over $15,000		Law $15,000 or less		Chancery	Miscellaneous Remedy	Eminent Domain	Tax	Municipal Corporations	Mental Health	Dissolution of Marriage
			Jury	Non-Jury	Jury	Non-Jury							
1st	Saline	Pending at Start	64	66	11	50	71	13	1	41	2	0	95
		Filed	37	38	0	79	51	45	0	27	0	0	251
		Reinstated	0	0	0	0	0	0	0	0	0	0	0
		Transferred	0	0	0	0	—	—	—	—	—	—	—
		Net Added	37	38	0	79	51	45	0	27	0	0	251
		Disposed of	40	28	1	50	41	21	0	13	2	0	240
		Pending at End	72	65	1	89	81	37	1	55	0	0	106
		Inventory (+ or −) ...	+8	−1	−10	+39	+10	+24	0	+14	−2	0	+11
		% Pending More Than 12 mos	57%	37%	100%	51%	51%	11%	100%	51%	0	0	21%
1st	Union	Pending at Start	60	14	1	28	37	25	0	14	0	7	56
		Filed	22	15	0	62	17	31	0	7	0	472	130
		Reinstated	0	0	0	0	0	0	0	0	0	0	0
		Transferred	+2	−2	+1	−1	—	—	—	—	—	—	—
		Net Added	24	13	1	61	17	31	0	7	0	472	130
		Disposed of	29	16	0	48	21	25	0	5	0	471	122
		Pending at End	52	15	2	43	33	31	0	16	0	8	59
		Inventory (+ or −) ...	−8	+1	+1	+15	−4	+6	0	+2	0	+1	+3
		% Pending More Than 12 mos	60%	73%	100%	40%	70%	52%	0	69%	0	0	53%
1st	Williamson	Pending at Start	208	88	6	122	80	23	1	3	1	0	212
		Filed	129	71	8	287	86	73	8	5	0	0	425
		Reinstated	0	0	0	0	0	0	0	0	0	0	0
		Transferred	0	0	0	0	—	—	—	—	—	—	—
		Net Added	129	71	8	287	86	73	8	5	0	0	425
		Disposed of	143	64	9	297	64	75	3	4	1	0	459
		Pending at End	194	95	5	112	102	21	6	4	0	0	178
		Inventory (+ or −) ...	−14	+7	−1	−10	+22	−2	+5	+1	−1	0	−34
		% Pending More Than 12 mos	47%	35%	62%	16%	46%	0	0	67%	0	0	25%
1st	Circuit Total	Pending at Start	567	298	28	414	346	130	6	113	8	8	576
		Filed	284	230	15	771	282	306	11	118	1	474	1,448
		Reinstated	1	2	1	3	1	1	0	0	0	0	6
		Transferred	+4	−4	0	0	—	—	—	—	—	—	—
		Net Added	289	228	16	774	283	307	11	118	1	474	1,454
		Disposed of	348	193	21	762	284	262	5	73	5	472	1,480
		Pending at End*	517	326	14	439	345	175	12	158	4	10	545
		Inventory (+ or −) ...	−50	+28	−14	+25	−1	+45	+6	+45	−4	+2	−31
		% Pending More Than 12 mos	54%	43%	60%	31%	46%	31%	33%	58%	100%	10%	27%
2nd ...	Crawford	Pending at Start	40	52	2	152	128	52	5	30	0	0	91
		Filed	13	25	2	65	21	27	0	14	0	0	146
		Reinstated	0	0	0	0	0	0	0	0	0	0	0
		Transferred	+1	−1	+1	−1	—	—	—	—	—	—	—
		Net Added	14	24	3	64	21	27	0	14	0	0	146
		Disposed of	21	40	2	187	75	57	5	44	0	0	194
		Pending at End	33	36	3	29	74	22	0	0	0	0	43
		Inventory (+ or −) ...	−7	−16	+1	−123	−54	−30	−5	−30	0	0	−48
		% Pending More Than 12 mos	67%	56%	33%	21%	78%	36%	0	0	0	0	26%
2nd ...	Edwards	Pending at Start	4	32	0	25	46	12	1	13	1	0	15
		Filed	1	9	0	12	17	4	0	6	0	0	47
		Reinstated	0	0	0	0	0	0	0	0	0	0	0
		Transferred	0	0	0	0	—	—	—	—	—	—	—
		Net Added	1	9	0	12	17	4	0	6	0	0	47
		Disposed of	4	26	0	22	32	8	0	5	1	0	38
		Pending at End	1	15	0	15	31	8	1	14	0	0	24
		Inventory (+ or −) ...	−3	−17	0	−10	−15	−4	0	+1	−1	0	+9
		% Pending More Than 12 mos	0	80%	0	53%	65%	88%	100%	50%	0	0	42%

*"Pending at End" figures are adjusted due to physical inventories taken by the Clerks of the Circuit Court staff.

Family	Juvenile	Felony	Misdemeanors	Small Claims	Probate	Ordinance Violations	Traffic Violations	Conservation Violations	Total		County	Circuit
50	42	77	143	299	129	—	—	—	1,154	..... Pending at Start	..... Saline	.... 1st
128	50	175	173	962	92	632	2,372	26	5,138	..... Filed		
0	0	0	0	0	0	0	0	0	0	..... Reinstated		
—	—	0	0	0	—	—	—	—	0	..... Transferred		
128	50	175	173	962	92	632	2,372	26	5,138	..... Net Added		
99	44	132	139	875	53	580	2,434	25	4,817	..... Disposed of		
79	48	120	177	386	168	—	—	—	1,485	..... Pending at End		
+29	+6	+43	+34	+87	+39	—	—	—	+331	... Inventory (+ or −)		
27%	38%	8%	13%	13%	49%	—	—	—	28%	% Pending More ..... Than 12 mos		
36	32	55	135	121	511	—	—	—	1,132	..... Pending at Start	..... Union	.... 1st
48	45	81	230	225	75	6	2,494	90	4,050	..... Filed		
0	0	2	0	0	0	0	0	0	2	..... Reinstated		
—	—	−24	+24	0	—	—	—	—	0	..... Transferred		
48	45	59	254	225	75	6	2,494	90	4,052	..... Net Added		
30	37	61	207	230	37	4	2,091	52	3,486	..... Disposed of		
54	42	54	182	112	542	—	—	—	1,245	..... Pending at End		
+18	+10	−1	+47	−9	+31	—	—	—	+113	... Inventory (+ or −)		
54%	50%	17%	41%	62%	89%	—	—	—	67%	% Pending More ..... Than 12 mos		
61	54	233	410	168	413	—	—	—	2,083	..... Pending at Start	..... Williamson	.... 1st
223	85	375	690	972	141	321	9,620	129	13,648	..... Filed		
0	0	36	65	0	0	0	0	0	101	..... Reinstated		
—	—	−77	+77	0	—	—	—	—	0	..... Transferred		
223	85	334	832	972	141	321	9,620	129	13,749	..... Net Added		
208	87	261	677	874	155	274	9,178	112	12,945	..... Disposed of		
76	52	351	417	266	400	—	—	—	2,279	..... Pending at End		
+15	−2	+118	+7	+98	−13	—	—	—	+196	... Inventory (+ or −)		
30%	8%	27%	21%	1%	69%	—	—	—	66%	% Pending More ..... Than 12 mos		
338	259	780	1,017	1,000	1,968	—	—	—	7,856	..... Pending at Start	..... Circuit Total	.... 1st
920	389	1,510	2,220	3,522	585	2,541	36,930	635	53,192	..... Filed		
0	4	56	84	6	1	2	39	0	207	..... Reinstated		
—	—	−150	+150	0	—	—	—	—	0	..... Transferred		
920	393	1,416	2,454	3,528	586	2,543	36,969	635	53,399	..... Net Added		
867	378	1,337	2,155	3,265	539	2,261	35,851	584	51,142	..... Disposed of		
391	276	907	1,168	1,259	1,998	—	—	—	8,544	..... Pending at End		
+53	+17	+127	+151	+259	+30	—	—	—	+688	... Inventory (+ or −)		
34%	31%	18%	21%	14%	76%	—	—	—	52%	% Pending More ..... Than 12 mos		
106	19	16	118	400	448	—	—	—	1,659	..... Pending at Start	..... Crawford	... 2nd
63	47	72	213	415	117	208	3,442	27	4,917	..... Filed		
0	0	0	0	0	0	0	0	0	0	..... Reinstated		
—	—	−6	+6	0	—	—	—	—	0	..... Transferred		
63	47	66	219	415	117	208	3,442	27	4,917	..... Net Added		
157	59	61	316	613	267	168	3,200	22	5,488	..... Disposed of		
12	7	21	21	179	298	—	—	—	778	..... Pending at End		
−94	−12	+5	−97	−221	−150	—	—	—	−881	... Inventory (+ or −)		
8%	0	19%	5%	40%	73%	—	—	—	54%	% Pending More ..... Than 12 mos		
29	4	21	30	119	68	—	—	—	420	..... Pending at Start	..... Edwards	... 2nd
30	9	28	63	56	44	19	659	6	1,010	..... Filed		
0	0	0	0	0	0	0	0	0	0	..... Reinstated		
—	—	−6	+6	0	—	—	—	—	0	..... Transferred		
30	9	22	69	56	44	19	659	6	1,010	..... Net Added		
43	13	18	49	165	43	8	632	7	1,114	..... Disposed of		
16	0	24	51	10	66	—	—	—	276	..... Pending at End		
−13	−4	+3	+21	−109	−2	—	—	—	−144	... Inventory (+ or −)		
50%	0	29%	43%	40%	56%	—	—	—	52%	% Pending More ..... Than 12 mos		

Circuit	County		Law Over $15,000		Law $15,000 or less		Chancery	Miscellaneous Remedy	Eminent Domain	Tax	Municipal Corporations	Mental Health	Dissolution of Marriage
			Jury	Non-Jury	Jury	Non-Jury							
2nd ...	Franklin	Pending at Start	176	62	2	125	139	56	1	14	6	0	195
		Filed	78	45	5	99	102	48	1	1	0	0	322
		Reinstated	0	0	0	0	0	0	0	0	0	0	0
		Transferred	0	0	0	0	—	—	—	—	—	—	—
		Net Added	78	45	5	99	102	48	1	1	0	0	322
		Disposed of	97	61	0	141	89	68	1	10	6	0	356
		Pending at End	157	46	7	83	152	36	1	5	0	0	161
		Inventory (+ or −) ...	−19	−16	+5	−42	+13	−20	0	−9	−6	0	−34
		% Pending More Than 12 mos	46%	43%	43%	19%	47%	39%	0	80%	0	0	12%
2nd ...	Gallatin	Pending at Start	26	11	4	25	45	12	0	15	0	0	19
		Filed	6	3	0	12	16	17	0	6	0	0	10
		Reinstated	0	0	0	0	0	0	0	0	0	0	0
		Transferred	0	0	0	0	—	—	—	—	—	—	—
		Net Added	6	3	0	12	16	17	0	6	0	0	10
		Disposed of	15	3	2	4	28	24	0	5	0	0	15
		Pending at End	16	10	2	32	34	6	0	16	0	0	16
		Inventory (+ or −) ...	−10	−1	−2	+7	−11	−6	0	+1	0	0	−3
		% Pending More Than 12 mos	81%	80%	100%	69%	68%	33%	0	63%	0	0	63%
2nd ...	Hamilton	Pending at Start	18	14	1	11	35	7	0	0	0	0	18
		Filed	5	4	1	11	26	13	0	0	0	0	43
		Reinstated	0	0	0	0	0	0	0	0	0	0	0
		Transferred	0	0	0	0	—	—	—	—	—	—	—
		Net Added	5	4	1	11	26	13	0	0	0	0	43
		Disposed of	5	4	0	13	31	12	0	0	0	0	54
		Pending at End	18	14	2	9	30	8	0	0	0	0	8
		Inventory (+ or −) ...	0	0	+1	−2	−5	+1	0	0	0	0	−10
		% Pending More Than 12 mos	72%	71%	50%	33%	50%	38%	0	100%	0	0	33%
2nd ...	Hardin	Pending at Start	11	7	0	6	11	18	10	8	0	1	14
		Filed	3	2	0	8	4	4	1	7	0	0	37
		Reinstated	0	0	0	0	0	0	0	0	0	0	0
		Transferred	0	0	0	0	—	—	—	—	—	—	—
		Net Added	3	2	0	8	4	4	1	7	0	0	37
		Disposed of	7	4	0	11	5	14	4	10	0	1	43
		Pending at End	7	5	0	3	10	8	7	5	0	0	8
		Inventory (+ or −) ...	−4	−2	0	−3	−1	−10	−3	−3	0	−1	−6
		% Pending More Than 12 mos	57%	60%	0	0	70%	75%	100%	0	0	0	25%
2nd ...	Jefferson	Pending at Start	100	56	4	161	72	21	3	43	0	0	133
		Filed	38	58	1	180	48	115	0	1	2	13	317
		Reinstated	0	0	0	0	0	0	0	0	0	0	0
		Transferred	+9	−9	+3	−3	—	—	—	—	—	—	—
		Net Added	47	49	4	177	48	115	0	1	2	13	317
		Disposed of	85	46	3	158	60	48	3	2	2	13	276
		Pending at End	62	59	5	180	60	88	0	42	1	0	174
		Inventory (+ or −) ...	−38	+3	+1	+19	−12	+67	−3	−1	+1	0	+41
		% Pending More Than 12 mos	65%	53%	71%	63%	54%	27%	0	100%	0	0	66%
2nd ...	Lawrence	Pending at Start	44	26	4	55	58	36	1	18	0	1	54
		Filed	15	11	0	34	26	38	0	5	0	14	123
		Reinstated	0	0	0	0	0	0	0	0	0	0	0
		Transferred	+1	−1	+1	−1	—	—	—	—	—	—	—
		Net Added	16	10	1	33	26	38	0	5	0	14	123
		Disposed of	23	8	1	32	27	28	0	7	0	15	120
		Pending at End	37	28	4	56	57	46	1	16	0	0	57
		Inventory (+ or −) ...	−7	+2	0	+1	−1	+10	0	−2	0	−1	+3
		% Pending More Than 12 mos	59%	75%	75%	70%	70%	48%	100%	75%	0	0	56%

*"Pending at End" figures are adjusted due to physical inventories taken by the Clerks of the Circuit Court staff.

Family	Juvenile	Felony	Misdemeanors	Small Claims	Probate	Ordinance Violations	Traffic Violations	Conservation Violations	Total		County	Circuit
261	77	118	176	246	429	—	—	—	2,083	..... Pending at Start	..... Franklin	... 2nd
167	72	207	383	423	128	57	4,506	123	6,767	..... Filed		
0	0	0	0	0	0	0	0	0	0	..... Reinstated		
—	—	−24	+24	0	—	—	—	—	0	..... Transferred		
167	72	183	407	423	128	57	4,506	123	6,767	..... Net Added		
357	115	204	457	367	99	62	3,999	110	6,599	..... Disposed of		
71	34	97	126	302	453	—	—	—	1,731	..... Pending at End		
−190	−43	−21	−50	+56	+24	—	—	—	−352	... Inventory (+ or −)		
4%	68%	44%	16%	49%	78%	—	—	—	47%	% Pending More ..... Than 12 mos		
8	9	26	152	100	102	—	—	—	554	..... Pending at Start	..... Gallatin	... 2nd
30	16	53	121	70	25	39	961	17	1,402	..... Filed		
0	0	0	0	0	0	0	0	0	0	..... Reinstated		
—	—	−8	+8	0	—	—	—	—	0	..... Transferred		
30	16	45	129	70	25	39	961	17	1,402	..... Net Added		
19	8	37	145	120	13	34	918	22	1,412	..... Disposed of		
21	16	34	128	50	113	—	—	—	494	..... Pending at End		
+13	+7	+8	−24	−50	+11	—	—	—	−60	... Inventory (+ or −)		
33%	44%	47%	83%	50%	81%	—	—	—	69%	% Pending More ..... Than 12 mos		
22	7	14	24	39	46	—	—	—	256	..... Pending at Start	..... Hamilton	... 2nd
24	3	36	83	57	32	0	868	27	1,233	..... Filed		
0	0	0	0	0	0	0	0	0	0	..... Reinstated		
—	—	0	0	0	—	—	—	—	0	..... Transferred		
24	3	36	83	57	32	0	868	27	1,233	..... Net Added		
34	9	28	75	79	36	2	808	25	1,215	..... Disposed of		
12	1	22	32	17	42	—	—	—	215	..... Pending at End		
−10	−6	+8	+8	−22	−4	—	—	—	−41	... Inventory (+ or −)		
8%	0	9%	0	12%	52%	—	—	—	37%	% Pending More ..... Than 12 mos		
37	24	18	4	42	44	—	—	—	255	..... Pending at Start	..... Hardin	... 2nd
6	10	20	33	34	16	0	202	20	407	..... Filed		
0	0	0	0	0	0	0	0	0	0	..... Reinstated		
—	—	0	0	0	—	—	—	—	0	..... Transferred		
6	10	20	33	34	16	0	202	20	407	..... Net Added		
19	28	28	23	39	19	1	189	15	460	..... Disposed of		
24	6	10	14	37	41	—	—	—	185	..... Pending at End		
−13	−18	−8	+10	−5	−3	—	—	—	−70	... Inventory (+ or −)		
75%	33%	30%	0	65%	63%	—	—	—	55%	% Pending More ..... Than 12 mos		
177	52	62	120	219	73	—	—	—	1,296	..... Pending at Start	..... Jefferson	... 2nd
152	85	236	385	632	106	178	4,976	53	7,576	..... Filed		
0	0	0	0	0	0	0	0	0	0	..... Reinstated		
—	—	−8	+8	0	—	—	—	—	0	..... Transferred		
152	85	228	393	632	106	178	4,976	53	7,576	..... Net Added		
138	71	198	332	549	103	122	4,662	78	6,949	..... Disposed of		
191	66	92	181	302	76	—	—	—	1,579	..... Pending at End		
+14	+14	+30	+61	+83	+3	—	—	—	+283	... Inventory (+ or −)		
78%	56%	7%	46%	47%	78%	—	—	—	60%	% Pending More ..... Than 12 mos		
51	10	41	75	289	603	—	—	—	1,366	..... Pending at Start	..... Lawrence	... 2nd
54	49	53	282	190	77	41	2,074	67	3,153	..... Filed		
0	0	0	4	2	0	0	0	0	6	..... Reinstated		
—	—	−8	+8	0	—	—	—	—	0	..... Transferred		
54	49	45	294	192	77	41	2,074	67	3,159	..... Net Added		
48	42	51	244	152	95	30	2,057	70	3,050	..... Disposed of		
57	17	35	125	329	585	—	—	—	1,450	..... Pending at End		
+6	+7	−6	+50	+40	−18	—	—	—	+84	... Inventory (+ or −)		
75%	41%	26%	25%	77%	89%	—	—	—	73%	% Pending More ..... Than 12 mos		

Circuit	County		Law Over $15,000		Law $15,000 or less		Chancery	Miscellaneous Remedy	Eminent Domain	Tax	Municipal Corporations	Mental Health	Dissolution of Marriage
			Jury	Non-Jury	Jury	Non-Jury							
2nd ...	Richland	Pending at Start	51	30	3	67	39	28	0	14	3	2	41
		Filed	13	16	0	66	29	26	0	2	0	14	115
		Reinstated	0	0	0	0	0	0	0	0	0	0	0
		Transferred	+1	−1	0	0	—	—	—	—	—	—	—
		Net Added	14	15	0	66	29	26	0	2	0	14	115
		Disposed of	20	20	3	83	31	17	0	8	0	15	126
		Pending at End	45	25	0	50	37	37	0	8	3	1	30
		Inventory (+ or −) ...	−6	−5	−3	−17	−2	+9	0	−6	0	−1	−11
		% Pending More Than 12 mos	73%	64%	0	50%	35%	62%	0	88%	100%	0	13%
2nd ...	Wabash	Pending at Start	10	30	1	65	18	7	0	7	1	1	29
		Filed	7	16	4	34	30	13	1	4	1	1	88
		Reinstated	0	2	0	2	0	0	0	0	0	0	29
		Transferred	0	0	0	0	—	—	—	—	—	—	—
		Net Added	7	18	4	36	30	13	1	4	1	1	117
		Disposed of	7	16	3	78	33	11	0	6	0	0	131
		Pending at End	10	32	2	23	15	9	1	5	2	2	15
		Inventory (+ or −) ...	0	+2	+1	−42	−3	+2	+1	−2	+1	+1	−14
		% Pending More Than 12 mos	70%	63%	0	48%	40%	44%	100%	40%	100%	100%	73%
2nd ...	Wayne	Pending at Start	26	81	3	76	91	14	0	1	1	0	56
		Filed	5	18	3	42	42	14	2	5	0	0	95
		Reinstated	0	0	0	0	0	0	0	0	0	0	0
		Transferred	0	0	0	0	—	—	—	—	—	—	—
		Net Added	5	18	3	42	42	14	2	5	0	0	95
		Disposed of	14	27	1	37	73	15	2	1	1	0	111
		Pending at End	17	75	4	77	57	13	0	5	0	0	34
		Inventory (+ or −) ...	−9	−6	+1	+1	−34	−1	0	+4	−1	0	−22
		% Pending More Than 12 mos	75%	83%	50%	73%	79%	54%	0	40%	0	0	26%
2nd ...	White	Pending at Start	42	44	1	58	105	6	3	5	3	0	61
		Filed	12	19	0	38	61	9	0	2	0	0	108
		Reinstated	0	0	0	0	1	0	0	0	0	0	0
		Transferred	0	0	+1	−1	—	—	—	—	—	—	—
		Net Added	12	19	1	37	62	9	0	2	0	0	108
		Disposed of	22	9	0	34	81	10	0	0	0	0	104
		Pending at End	32	54	2	61	86	5	3	7	3	0	65
		Inventory (+ or −) ...	−10	+10	+1	+3	−19	−1	0	+2	0	0	+4
		% Pending More Than 12 mos	72%	76%	50%	74%	50%	40%	100%	71%	100%	0	45%
2nd ...	Circuit Total	Pending at Start	548	445	25	826	787	269	24	168	15	5	726
		Filed	196	226	16	601	422	328	5	53	3	42	1,451
		Reinstated	0	2	0	2	1	0	0	0	0	0	29
		Transferred	+12	−12	+6	−6	—	—	—	—	—	—	—
		Net Added	208	216	22	597	423	328	5	53	3	42	1,480
		Disposed of	320	264	15	800	565	312	15	98	10	44	1,568
		Pending at End*	435	399	31	618	643	286	14	123	9	3	635
		Inventory (+ or −) ...	−113	−46	+6	−208	−144	+17	−10	−45	−6	−2	−91
		% Pending More Than 12 mos	60%	67%	55%	56%	58%	46%	93%	65%	89%	67%	39%
3rd	Bond	Pending at Start	23	20	3	16	20	7	0	9	1	0	27
		Filed	4	11	0	36	10	14	2	11	0	0	96
		Reinstated	0	0	0	0	0	0	0	0	0	0	0
		Transferred	0	0	0	0	—	—	—	—	—	—	—
		Net Added	4	11	0	36	10	14	2	11	0	0	96
		Disposed of	7	10	2	22	9	11	2	4	0	0	76
		Pending at End	15	27	3	26	15	12	0	10	0	0	45
		Inventory (+ or −) ...	−8	+7	0	+10	−5	+5	0	+1	−1	0	+18
		% Pending More Than 12 mos	94%	81%	100%	58%	82%	60%	0	100%	0	0	70%

*"Pending at End" figures are adjusted due to physical inventories taken by the Clerks of the Circuit Court staff.

Family	Juvenile	Felony	Misdemeanors	Small Claims	Probate	Ordinance Violations	Traffic Violations	Conservation Violations	Total		County	Circuit
39	17	62	134	180	146	—	—	—	856	..... Pending at Start	..... Richland	... 2nd
71	27	133	311	249	77	35	2,865	21	4,070	..... Filed		
0	0	0	0	0	0	0	0	0	0	..... Reinstated		
—	—	−17	+17	0	—	—	—	—	0	..... Transferred		
71	27	116	328	249	77	35	2,865	21	4,070	..... Net Added		
80	24	107	360	307	42	20	2,833	14	4,110	..... Disposed of		
30	20	71	102	122	181	—	—	—	762	..... Pending at End		
−9	+3	+9	−32	−58	+35	—	—	—	−94	... Inventory (+ or −)		
47%	45%	16%	16%	26%	67%	—	—	—	43%	% Pending More ..... Than 12 mos		
108	63	26	95	53	207	—	—	—	721	..... Pending at Start	..... Wabash	... 2nd
40	57	93	288	143	34	185	1,533	38	2,610	..... Filed		
0	0	0	2	2	0	0	0	0	37	..... Reinstated		
—	—	−24	+24	0	—	—	—	—	0	..... Transferred		
40	57	69	314	145	34	185	1,533	38	2,647	..... Net Added		
28	27	63	302	175	35	150	1,396	37	2,498	..... Disposed of		
120	93	32	107	23	206	—	—	—	697	..... Pending at End		
+12	+30	+6	+12	−30	−1	—	—	—	−24	... Inventory (+ or −)		
83%	65%	9%	21%	13%	86%	—	—	—	77%	% Pending More ..... Than 12 mos		
84	28	67	61	307	92	—	—	—	988	..... Pending at Start	..... Wayne	... 2nd
37	48	80	152	229	66	56	2,529	27	3,450	..... Filed		
0	0	0	0	0	0	0	0	0	0	..... Reinstated		
—	—	−3	+3	0	—	—	—	—	0	..... Transferred		
37	48	77	155	229	66	56	2,529	27	3,450	..... Net Added		
110	56	115	167	225	60	43	2,427	51	3,536	..... Disposed of		
12	14	28	32	313	93	—	—	—	774	..... Pending at End		
−72	−14	−39	−29	+6	+1	—	—	—	−214	... Inventory (+ or −)		
67%	75%	7%	25%	88%	53%	—	—	—	69%	% Pending More ..... Than 12 mos		
38	47	39	41	71	149	—	—	—	713	..... Pending at Start	..... White	... 2nd
92	30	83	169	230	73	22	3,063	47	4,058	..... Filed		
0	0	1	1	0	0	0	0	0	3	..... Reinstated		
—	—	−13	+13	0	—	—	—	—	0	..... Transferred		
92	30	71	183	230	73	22	3,063	47	4,061	..... Net Added		
106	43	85	198	240	57	29	2,966	47	4,031	..... Disposed of		
24	34	25	26	61	165	—	—	—	653	..... Pending at End		
−14	−13	−14	−15	−10	+16	—	—	—	−60	... Inventory (+ or −)		
8%	35%	4%	4%	8%	63%	—	—	—	49%	% Pending More ..... Than 12 mos		
960	357	510	1,030	2,065	2,407	—	—	—	11,167	..... Pending at Start	..... Circuit Total	... 2nd
766	453	1,094	2,483	2,728	795	840	27,678	473	40,653	..... Filed		
0	0	1	7	4	0	0	0	0	46	..... Reinstated		
—	—	−117	+117	0	—	—	—	—	0	..... Transferred		
766	453	978	2,607	2,732	795	840	27,678	473	40,699	..... Net Added		
1,139	495	995	2,668	3,031	869	669	26,087	498	40,462	..... Disposed of		
590	308	491	945	1,745	2,319	—	—	—	9,594	..... Pending at End		
−370	−49	−19	−85	−320	−88	—	—	—	−1,573	... Inventory (+ or −)		
60%	54%	22%	33%	55%	77%	—	—	—	59%	% Pending More ..... Than 12 mos		
15	13	25	71	206	145	—	—	—	601	..... Pending at Start	..... Bond	.... 3rd
47	26	67	135	235	48	12	1,247	28	2,029	..... Filed		
0	0	0	0	0	0	0	0	0	0	..... Reinstated		
—	—	0	0	0	—	—	—	—	0	..... Transferred		
47	26	67	135	235	48	12	1,247	28	2,029	..... Net Added		
14	27	32	120	127	26	9	1,153	13	1,664	..... Disposed of		
40	21	51	122	311	168	—	—	—	866	..... Pending at End		
+25	+8	+26	+51	+105	+23	—	—	—	+265	... Inventory (+ or −)		
68%	60%	11%	67%	75%	88%	—	—	—	72%	% Pending More ..... Than 12 mos		

Circuit	County		Law Over $15,000 Jury	Law Over $15,000 Non-Jury	Law $15,000 or less Jury	Law $15,000 or less Non-Jury	Chancery	Miscellaneous Remedy	Eminent Domain	Tax	Municipal Corporations	Mental Health	Dissolution of Marriage
3rd	Madison	Pending at Start	3,157	1,358	224	637	396	337	83	0	0	7	1,431
		Filed	438	1,071	76	669	399	520	14	0	0	570	1,759
		Reinstated	19	12	2	9	5	2	0	0	0	0	0
		Transferred	+448	−448	+86	−86	—	—	—	—	—	—	—
		Net Added	905	635	164	592	404	522	14	0	0	570	1,759
		Disposed of	830	345	169	645	413	558	59	0	0	575	1,695
		Pending at End	3,232	1,649	608	194	387	301	37	0	0	2	1,494
		Inventory (+ or −) ...	+75	+291	+384	−443	−9	−36	−46	0	0	−5	+63
		% Pending More Than 12 mos	80%	61%	66%	38%	51%	47%	76%	100%	0	0	63%
3rd	Circuit Total	Pending at Start	3,180	1,378	227	653	416	344	83	9	1	7	1,458
		Filed	442	1,082	76	705	409	534	16	11	0	570	1,855
		Reinstated	19	12	2	9	5	2	0	0	0	0	0
		Transferred	+448	−448	+86	−86	—	—	—	—	—	—	—
		Net Added	909	646	164	628	414	536	16	11	0	570	1,855
		Disposed of	837	355	171	667	422	569	61	4	0	575	1,771
		Pending at End*	3,247	1,676	611	220	402	313	37	10	0	2	1,539
		Inventory (+ or −) ...	+67	+298	+384	−433	−14	−31	−46	+1	−1	−5	+81
		% Pending More Than 12 mos	80%	61%	67%	38%	52%	47%	76%	100%	0	0	64%
4th	Christian	Pending at Start	71	50	4	123	149	41	9	14	2	6	82
		Filed	33	26	3	111	34	23	2	0	0	7	207
		Reinstated	0	0	0	0	0	0	0	1	0	0	0
		Transferred	0	0	0	0	—	—	—	—	—	—	—
		Net Added	33	26	3	111	34	23	2	1	0	7	207
		Disposed of	39	24	4	91	30	58	11	0	0	13	215
		Pending at End	65	52	3	143	153	6	0	15	2	0	74
		Inventory (+ or −) ...	−6	+2	−1	+20	+4	−35	−9	+1	0	−6	−8
		% Pending More Than 12 mos	57%	65%	33%	73%	86%	33%	0	93%	100%	0	12%
4th	Clay	Pending at Start	16	8	2	16	46	4	0	11	0	0	35
		Filed	11	12	0	28	28	9	0	9	2	0	124
		Reinstated	0	0	0	0	0	0	0	0	0	0	0
		Transferred	+2	−2	+1	−1	—	—	—	—	—	—	—
		Net Added	13	10	1	27	28	9	0	9	2	0	124
		Disposed of	11	12	2	35	45	13	0	19	2	0	132
		Pending at End	18	6	1	8	29	0	0	1	0	0	27
		Inventory (+ or −) ...	+2	−2	−1	−8	−17	−4	0	−10	0	0	−8
		% Pending More Than 12 mos	33%	17%	100%	25%	48%	0	0	0	0	0	4%
4th	Clinton	Pending at Start	46	48	3	100	29	14	2	16	5	2	46
		Filed	26	29	2	56	33	54	4	10	0	2	100
		Reinstated	+9	−3	+2	+1	+1	0	0	0	0	0	0
		Transferred	0	0	0	0	—	—	—	—	—	—	—
		Net Added	35	26	4	57	34	54	4	10	0	2	100
		Disposed of	29	24	2	37	18	39	2	5	2	2	88
		Pending at End	52	50	5	120	45	29	4	21	3	2	58
		Inventory (+ or −) ...	+6	+2	+2	+20	+16	+15	+2	+5	−2	0	+12
		% Pending More Than 12 mos	45%	56%	60%	73%	47%	17%	0	57%	100%	50%	30%
4th	Effingham	Pending at Start	79	22	2	50	28	18	1	13	0	0	89
		Filed	56	20	3	94	25	64	0	9	1	0	192
		Reinstated	0	+1	+4	−5	−6	0	0	0	0	0	+1
		Transferred	+1	−1	+1	−1	—	—	—	—	—	—	—
		Net Added	57	20	8	88	19	64	0	9	1	0	193
		Disposed of	56	23	2	106	20	62	1	11	1	0	188
		Pending at End	80	17	8	32	27	18	0	9	0	0	93
		Inventory (+ or −) ...	+1	−5	+6	−18	−1	0	−1	−4	0	0	+4
		% Pending More Than 12 mos	44%	35%	13%	38%	48%	61%	0	78%	0	0	20%

*"Pending at End" figures are adjusted due to physical inventories taken by the Clerks of the Circuit Court staff.

Family	Juvenile	Felony	Misdemeanors	Small Claims	Probate	Ordinance Violations	Traffic Violations	Conservation Violations	Total		County	Circuit
2,661	236	402	3,527	2,449	3,077	—	—	—	19,982	..... Pending at Start	..... Madison	.... 3rd
1,117	635	1,121	5,404	5,569	813	3,619	41,371	238	65,403	..... Filed		
0	0	34	0	0	0	0	0	0	83	..... Reinstated		
—	—	−166	+166	0	—	—	—	—	0	..... Transferred		
1,117	635	989	5,570	5,569	813	3,619	41,371	238	65,486	..... Net Added		
1,036	550	924	5,603	5,916	526	3,322	38,260	180	61,606	..... Disposed of		
2,742	321	467	3,494	2,102	3,364	—	—	—	20,394	..... Pending at End		
+81	+85	+65	−33	−347	+287	—	—	—	+412	... Inventory (+ or −)		
85%	45%	6%	44%	19%	79%	—	—	—	61%	% Pending More ..... Than 12 mos		
2,676	249	427	3,598	2,655	3,222	—	—	—	20,583	..... Pending at Start	..... Circuit Total	.... 3rd
1,164	661	1,188	5,539	5,804	861	3,631	42,618	266	67,432	..... Filed		
0	0	34	0	0	0	0	0	0	83	..... Reinstated		
—	—	−166	+166	0	—	—	—	—	0	..... Transferred		
1,164	661	1,056	5,705	5,804	861	3,631	42,618	266	67,515	..... Net Added		
1,050	577	956	5,723	6,043	552	3,331	39,413	193	63,270	..... Disposed of		
2,782	342	518	3,616	2,413	3,532	—	—	—	21,260	..... Pending at End		
+106	+93	+91	+18	−242	+310	—	—	—	+677	... Inventory (+ or −)		
85%	46%	7%	45%	25%	79%	—	—	—	61%	% Pending More ..... Than 12 mos		
107	80	36	117	394	581	—	—	—	1,866	..... Pending at Start	..... Christian	.... 4th
224	117	121	443	565	170	76	4,591	160	6,913	..... Filed		
13	0	6	2	0	0	0	0	0	22	..... Reinstated		
—	—	−29	+29	0	—	—	—	—	0	..... Transferred		
237	117	98	474	565	170	76	4,591	160	6,935	..... Net Added		
295	133	96	442	842	157	57	4,656	154	7,317	..... Disposed of		
49	64	38	149	117	594	—	—	—	1,524	..... Pending at End		
−58	−16	+2	+32	−277	+13	—	—	—	−342	... Inventory (+ or −)		
10%	16%	0	34%	2%	76%	—	—	—	56%	% Pending More ..... Than 12 mos		
27	5	15	17	53	226	—	—	—	481	..... Pending at Start	..... Clay	.... 4th
48	25	41	118	189	67	21	1,070	16	1,818	..... Filed		
0	0	0	0	0	0	0	0	0	0	..... Reinstated		
—	—	0	0	0	—	—	—	—	0	..... Transferred		
48	25	41	118	189	67	21	1,070	16	1,818	..... Net Added		
62	21	39	105	217	206	14	981	10	1,926	..... Disposed of		
13	9	17	30	25	87	—	—	—	271	..... Pending at End		
−14	+4	+2	+13	−28	−139	—	—	—	−210	... Inventory (+ or −)		
15%	0	12%	3%	16%	36%	—	—	—	24%	% Pending More ..... Than 12 mos		
54	19	47	194	143	499	—	—	—	1,267	..... Pending at Start	..... Clinton	.... 4th
88	37	224	521	330	116	5	3,250	127	5,014	..... Filed		
0	0	+3	0	+1	0	0	0	0	+14	..... Reinstated		
—	—	0	0	0	—	—	—	—	0	..... Transferred		
88	37	227	521	331	116	5	3,250	127	5,028	..... Net Added		
71	44	230	490	334	235	5	3,469	132	5,258	..... Disposed of		
71	12	38	114	140	380	—	—	—	1,144	..... Pending at End		
+17	−7	−9	−80	−3	−119	—	—	—	−123	... Inventory (+ or −)		
63%	30%	0	7%	20%	73%	—	—	—	50%	% Pending More ..... Than 12 mos		
87	15	33	102	143	375	—	—	—	1,057	..... Pending at Start	..... Effingham	.... 4th
120	61	98	526	678	111	36	5,218	21	7,333	..... Filed		
−1	0	0	+8	+22	+5	0	0	0	+29	..... Reinstated		
—	—	−1	+1	0	—	—	—	—	0	..... Transferred		
119	61	97	535	700	116	36	5,218	21	7,362	..... Net Added		
137	57	81	478	728	205	28	4,704	22	6,910	..... Disposed of		
68	19	48	159	126	286	—	—	—	990	..... Pending at End		
−19	+4	+15	+57	−17	−89	—	—	—	−67	... Inventory (+ or −)		
59%	5%	4%	14%	12%	68%	—	—	—	38%	% Pending More ..... Than 12 mos		

Circuit	County		Law Over $15,000		Law $15,000 or less		Chancery	Miscellaneous Remedy	Eminent Domain	Tax	Municipal Corporations	Mental Health	Dissolution of Marriage
			Jury	Non-Jury	Jury	Non-Jury							
4th	Fayette	Pending at Start	38	24	4	38	59	30	0	3	8	0	42
		Filed	24	27	2	66	34	36	0	29	1	2	134
		Reinstated	0	0	0	0	0	0	0	0	0	0	0
		Transferred	0	0	0	0	—	—	—	—	—	—	—
		Net Added	24	27	2	66	34	36	0	29	1	2	134
		Disposed of	23	30	3	71	41	26	0	29	1	1	119
		Pending at End	39	21	3	33	52	40	0	3	8	1	57
		Inventory (+ or −) ...	+1	−3	−1	−5	−7	+10	0	0	0	+1	+15
		% Pending More Than 12 mos	49%	48%	0	30%	52%	75%	0	33%	88%	0	33%
4th	Jasper	Pending at Start	11	2	0	13	57	3	4	5	0	0	18
		Filed	4	6	0	18	19	7	1	1	1	0	52
		Reinstated	0	0	0	0	0	0	0	0	0	0	0
		Transferred	+1	−1	0	0	—	—	—	—	—	—	—
		Net Added	5	5	0	18	19	7	1	1	1	0	52
		Disposed of	8	5	0	24	40	6	4	1	1	0	54
		Pending at End	8	2	0	7	36	4	1	5	0	0	16
		Inventory (+ or −) ...	−3	0	0	−6	−21	+1	−3	0	0	0	−2
		% Pending More Than 12 mos	38%	0	0	43%	50%	50%	100%	80%	0	0	19%
4th	Marion	Pending at Start	114	51	2	158	78	16	2	30	0	1	161
		Filed	87	55	2	166	56	37	3	14	1	4	311
		Reinstated	0	0	0	0	0	0	0	0	0	0	0
		Transferred	+4	−4	+4	−4	—	—	—	—	—	—	—
		Net Added	91	51	6	162	56	37	3	14	1	4	311
		Disposed of	97	26	4	147	46	20	1	36	0	2	282
		Pending at End	108	76	4	173	87	33	4	8	1	3	190
		Inventory (+ or −) ...	−6	+25	+2	+15	+9	+17	+2	−22	+1	+2	+29
		% Pending More Than 12 mos	32%	43%	25%	51%	56%	39%	50%	0	0	0	43%
4th	Montgomery	Pending at Start	70	54	3	75	51	24	1	33	0	0	55
		Filed	19	32	1	185	31	57	1	17	0	4	199
		Reinstated	0	0	0	0	0	0	0	0	0	0	0
		Transferred	0	0	0	0	—	—	—	—	—	—	—
		Net Added	19	32	1	185	31	57	1	17	0	4	199
		Disposed of	26	27	4	132	17	42	0	16	0	4	173
		Pending at End	63	59	3	125	65	39	2	34	0	0	81
		Inventory (+ or −) ...	−7	+5	0	+50	+14	+15	+1	+1	0	0	+26
		% Pending More Than 12 mos	73%	59%	33%	23%	64%	38%	50%	86%	0	0	20%
4th	Shelby	Pending at Start	29	9	3	16	54	89	4	0	6	8	18
		Filed	16	11	1	47	17	31	2	8	1	0	97
		Reinstated	0	0	0	0	0	0	0	0	0	0	0
		Transferred	0	0	0	0	—	—	—	—	—	—	—
		Net Added	16	11	1	47	17	31	2	8	1	0	97
		Disposed of	21	16	3	47	56	109	6	2	7	8	100
		Pending at End	24	4	1	16	15	11	0	6	0	0	20
		Inventory (+ or −) ...	−5	−5	−2	0	−39	−78	−4	+6	−6	−8	+2
		% Pending More Than 12 mos	38%	0	0	0	27%	0	0	0	0	0	0
4th	Circuit Total	Pending at Start	474	268	23	589	551	239	23	125	21	17	546
		Filed	276	218	14	771	277	318	13	97	7	19	1,416
		Reinstated	+9	−2	+6	−4	−5	0	0	+1	0	0	+1
		Transferred	+8	−8	+6	−6	—	—	—	—	—	—	—
		Net Added	293	208	26	761	272	318	13	98	7	19	1,417
		Disposed of	310	187	24	690	313	375	25	119	14	30	1,351
		Pending at End*	457	287	28	657	509	180	11	102	14	6	616
		Inventory (+ or −) ...	−17	+19	+5	+68	−42	−59	−12	−23	−7	−11	+70
		% Pending More Than 12 mos	47%	51%	29%	50%	63%	44%	36%	65%	86%	17%	27%

*"Pending at End" figures are adjusted due to physical inventories taken by the Clerks of the Circuit Court staff.

Family	Juvenile	Felony	Misdemeanors	Small Claims	Probate	Ordinance Violations	Traffic Violations	Conservation Violations	Total		County	Circuit
17	10	26	55	128	258	—	—	—	740	..... Pending at Start	..... Fayette	.... 4th
84	55	84	203	550	98	44	3,683	79	5,235	..... Filed		
0	0	2	0	0	0	0	0	0	2	..... Reinstated		
—	—	0	0	0	—	—	—	—	0	..... Transferred		
84	55	86	203	550	98	44	3,683	79	5,237	..... Net Added		
57	52	87	216	507	113	40	3,632	67	5,115	..... Disposed of		
44	13	25	42	171	243	—	—	—	795	..... Pending at End		
+27	+3	−1	−13	+43	−15	—	—	—	+55	... Inventory (+ or −)		
32%	8%	4%	5%	25%	68%	—	—	—	44%	% Pending More ..... Than 12 mos		
18	15	14	20	70	74	—	—	—	324	..... Pending at Start	..... Jasper	.... 4th
23	30	31	131	89	39	31	1,842	44	2,369	..... Filed		
0	0	0	0	0	0	0	0	0	0	..... Reinstated		
—	—	−9	+9	0	—	—	—	—	0	..... Transferred		
23	30	22	140	89	39	31	1,842	44	2,369	..... Net Added		
34	27	22	130	150	49	26	1,783	36	2,400	..... Disposed of		
7	18	14	30	9	64	—	—	—	221	..... Pending at End		
−11	+3	0	+10	−61	−10	—	—	—	−103	... Inventory (+ or −)		
43%	6%	0	0	11%	61%	—	—	—	35%	% Pending More ..... Than 12 mos		
177	69	92	308	227	531	—	—	—	2,017	..... Pending at Start	..... Marion	.... 4th
297	144	277	588	919	172	159	9,652	31	12,975	..... Filed		
0	0	3	0	0	0	0	0	0	3	..... Reinstated		
—	—	−20	+20	0	—	—	—	—	0	..... Transferred		
297	144	260	608	919	172	159	9,652	31	12,978	..... Net Added		
281	152	255	637	856	124	139	9,040	28	12,173	..... Disposed of		
193	61	90	252	290	579	—	—	—	2,152	..... Pending at End		
+16	−8	−2	−56	+63	+48	—	—	—	+135	... Inventory (+ or −)		
63%	56%	2%	15%	40%	77%	—	—	—	49%	% Pending More ..... Than 12 mos		
56	24	54	168	220	392	—	—	—	1,280	..... Pending at Start	..... Montgomery	.... 4th
105	43	98	489	677	131	52	6,539	111	8,791	..... Filed		
0	0	0	0	0	0	0	0	0	0	..... Reinstated		
—	—	0	0	0	—	—	—	—	0	..... Transferred		
105	43	98	489	677	131	52	6,539	111	8,791	..... Net Added		
97	46	114	571	669	258	40	6,247	101	8,584	..... Disposed of		
64	21	38	106	228	265	—	—	—	1,193	..... Pending at End		
+8	−3	−16	−62	+8	−127	—	—	—	−87	... Inventory (+ or −)		
49%	38%	11%	1%	29%	58%	—	—	—	39%	% Pending More ..... Than 12 mos		
37	25	20	75	124	267	—	—	—	784	..... Pending at Start	..... Shelby	.... 4th
44	44	66	258	318	119	13	2,474	136	3,703	..... Filed		
0	0	0	0	0	0	0	0	0	0	..... Reinstated		
—	—	−2	+2	0	—	—	—	—	0	..... Transferred		
44	44	64	260	318	119	13	2,474	136	3,703	..... Net Added		
66	49	53	272	388	111	4	2,321	143	3,782	..... Disposed of		
15	20	31	67	54	275	—	—	—	559	..... Pending at End		
−22	−5	+11	−8	−70	+8	—	—	—	−225	... Inventory (+ or −)		
0	0	0	0	0	65%	—	—	—	34%	% Pending More ..... Than 12 mos		
580	262	337	1,056	1,502	3,203	—	—	—	9,816	..... Pending at Start	..... Circuit Total	.... 4th
1,033	556	1,040	3,277	4,315	1,023	437	38,319	725	54,151	..... Filed		
+12	0	+14	+10	+23	+5	0	0	0	+70	..... Reinstated		
—	—	−61	+61	0	—	—	—	—	0	..... Transferred		
1,045	556	993	3,348	4,338	1,028	437	38,319	725	54,221	..... Net Added		
1,100	581	977	3,341	4,691	1,458	353	36,833	693	53,465	..... Disposed of		
524	237	339	949	1,160	2,773	—	—	—	8,849	..... Pending at End		
−56	−25	+2	−107	−342	−430	—	—	—	−967	... Inventory (+ or −)		
50%	25%	3%	13%	23%	70%	—	—	—	45%	% Pending More ..... Than 12 mos		

Circuit	County		Law Over $15,000		Law $15,000 or less		Chancery	Miscellaneous Remedy	Eminent Domain	Tax	Municipal Corporations	Mental Health	Dissolution of Marriage
			Jury	Non-Jury	Jury	Non-Jury							
5th	Clark	Pending at Start	19	37	2	40	57	10	0	6	0	0	35
		Filed	16	8	2	38	13	4	0	4	0	0	95
		Reinstated	0	0	0	0	0	0	0	0	0	0	0
		Transferred	0	0	0	0	—	—	—	—	—	—	—
		Net Added	16	8	2	38	13	4	0	4	0	0	95
		Disposed of	9	9	1	23	19	7	0	2	0	0	75
		Pending at End	26	36	3	55	51	7	0	8	0	0	55
		Inventory (+ or −) ...	+7	−1	+1	+15	−6	−3	0	+2	0	0	+20
		% Pending More Than 12 mos	38%	89%	33%	64%	84%	57%	0	63%	0	0	44%
5th	Coles	Pending at Start	194	79	4	272	103	131	4	50	4	14	243
		Filed	86	34	4	162	33	30	0	6	0	4	365
		Reinstated	0	0	0	0	0	0	0	0	0	0	0
		Transferred	0	0	0	0	—	—	—	—	—	—	—
		Net Added	86	34	4	162	33	30	0	6	0	4	365
		Disposed of	85	64	2	260	23	34	0	4	0	3	308
		Pending at End	195	49	6	174	113	127	4	52	4	15	300
		Inventory (+ or −) ...	+1	−30	+2	−98	+10	−4	0	+2	0	+1	+57
		% Pending More Than 12 mos	62%	67%	33%	73%	82%	93%	100%	94%	100%	93%	59%
5th	Cumberland	Pending at Start	18	26	2	30	43	2	1	10	0	1	30
		Filed	13	10	0	19	13	3	0	0	0	0	75
		Reinstated	0	0	0	0	0	0	0	0	0	0	0
		Transferred	0	0	0	0	—	—	—	—	—	—	—
		Net Added	13	10	0	19	13	3	0	0	0	0	75
		Disposed of	9	9	0	24	9	3	0	3	0	0	65
		Pending at End	22	27	2	25	47	2	1	7	0	1	40
		Inventory (+ or −) ...	+4	+1	0	−5	+4	0	0	−3	0	0	+10
		% Pending More Than 12 mos	55%	85%	100%	56%	81%	100%	100%	100%	0	100%	48%
5th	Edgar	Pending at Start	47	23	2	98	43	15	1	7	0	0	93
		Filed	15	12	0	42	11	30	0	2	0	1	141
		Reinstated	0	0	0	0	0	0	0	0	0	0	.0
		Transferred	−1	+2	0	−1	—	—	—	—	—	—	—
		Net Added	14	14	0	41	11	30	0	2	0	1	141
		Disposed of	16	12	2	115	9	27	0	1	0	1	134
		Pending at End	45	25	0	24	45	18	1	8	0	0	100
		Inventory (+ or −) ...	−2	+2	−2	−74	+2	+3	0	+1	0	0	+7
		% Pending More Than 12 mos	67%	64%	0	46%	80%	83%	100%	88%	0	0	61%
5th	Vermilion	Pending at Start	305	80	39	296	113	63	17	69	0	29	340
		Filed	152	59	5	661	124	94	6	61	0	32	587
		Reinstated	3	2	0	3	1	0	0	0	0	0	0
		Transferred	+5	−3	0	0	—	—	—	—	—	—	—
		Net Added	160	58	5	664	125	94	6	61	0	32	587
		Disposed of	152	54	8	543	116	85	9	102	0	21	606
		Pending at End	300	89	38	463	109	67	12	32	0	40	320
		Inventory (+ or −) ...	−5	+9	−1	+167	−4	+4	−5	−37	0	+11	−20
		% Pending More Than 12 mos	59%	52%	82%	45%	43%	60%	67%	56%	0	70%	43%
5th	Circuit Total	Pending at Start	583	245	49	736	359	221	23	142	4	44	741
		Filed	282	123	11	922	194	161	6	73	0	37	1,263
		Reinstated	3	2	0	3	1	0	0	0	0	0	0
		Transferred	+4	−1	0	−1	—	—	—	—	—	—	—
		Net Added	289	124	11	924	195	161	6	73	0	37	1,263
		Disposed of	271	148	13	965	176	156	9	112	0	25	1,188
		Pending at End*	588	226	49	741	365	221	18	107	4	56	815
		Inventory (+ or −) ...	+5	−19	0	+5	+6	0	−5	−35	0	+12	+74
		% Pending More Than 12 mos	60%	66%	73%	53%	70%	81%	78%	80%	100%	77%	51%

*"Pending at End" figures are adjusted due to physical inventories taken by the Clerks of the Circuit Court staff.

Family	Juvenile	Felony	Misdemeanors	Small Claims	Probate	Ordinance Violations	Traffic Violations	Conservation Violations	Total		County	Circuit
46	28	22	117	112	226	—	—	—	757	..... Pending at Start	..... Clark	.... 5th
36	34	49	271	364	86	11	4,958	50	6,039	..... Filed		
0	0	0	0	0	0	0	0	0	0	..... Reinstated		
—	—	0	0	0	—	—	—	—	0	..... Transferred		
36	34	49	271	364	86	11	4,958	50	6,039	..... Net Added		
28	32	41	238	333	46	12	4,708	49	5,632	..... Disposed of		
54	30	30	150	143	266	—	—	—	914	..... Pending at End		
+8	+2	+8	+33	+31	+40	—	—	—	+157	... Inventory (+ or −)		
48%	40%	33%	51%	36%	70%	—	—	—	56%	% Pending More ..... Than 12 mos		
188	90	103	224	547	868	—	—	—	3,118	..... Pending at Start	..... Coles	.... 5th
91	146	217	682	1,093	177	1,130	5,599	133	9,992	..... Filed		
0	0	0	0	0	0	0	0	0	0	..... Reinstated		
—	—	−43	+43	0	—	—	—	—	0	..... Transferred		
91	146	174	725	1,093	177	1,130	5,599	133	9,992	..... Net Added		
71	135	159	686	1,019	135	1,068	5,384	130	9,570	..... Disposed of		
208	101	118	263	621	910	—	—	—	3,260	..... Pending at End		
+20	+11	+15	+39	+74	+42	—	—	—	+142	... Inventory (+ or −)		
84%	72%	31%	30%	53%	83%	—	—	—	67%	% Pending More ..... Than 12 mos		
22	38	32	126	70	125	—	—	—	576	..... Pending at Start	..... Cumberland	.... 5th
18	10	22	107	87	42	2	2,206	17	2,644	..... Filed		
0	0	0	0	0	0	0	0	0	0	..... Reinstated		
—	—	0	0	0	—	—	—	—	0	..... Transferred		
18	10	22	107	87	42	2	2,206	17	2,644	..... Net Added		
9	5	41	164	123	37	2	2,035	16	2,554	..... Disposed of		
31	43	13	69	34	130	—	—	—	494	..... Pending at End		
+9	+5	−19	−57	−36	+5	—	—	—	−82	... Inventory (+ or −)		
61%	81%	38%	42%	59%	74%	—	—	—	65%	% Pending More ..... Than 12 mos		
161	111	68	162	303	570	—	—	—	1,704	..... Pending at Start	..... Edgar	.... 5th
51	46	105	294	354	123	31	2,317	118	3,693	..... Filed		
0	0	0	0	0	0	0	0	0	0	..... Reinstated		
—	—	−24	+24	0	—	—	—	—	0	..... Transferred		
51	46	81	318	354	123	31	2,317	118	3,693	..... Net Added		
49	48	75	284	548	111	27	2,168	97	3,724	..... Disposed of		
163	109	74	196	109	582	—	—	—	1,499	..... Pending at End		
+2	−2	+6	+34	−194	+12	—	—	—	−205	... Inventory (+ or −)		
91%	92%	46%	64%	37%	81%	—	—	—	73%	% Pending More ..... Than 12 mos		
1,276	113	284	483	792	1,507	—	—	—	5,806	..... Pending at Start	..... Vermilion	.... 5th
543	170	365	843	1,704	345	1,492	14,826	328	22,397	..... Filed		
0	0	6	0	11	2	0	0	0	28	..... Reinstated		
—	—	−35	+35	−2	—	—	—	—	0	..... Transferred		
543	170	336	878	1,713	347	1,492	14,826	328	22,425	..... Net Added		
406	124	218	710	1,367	250	1,185	15,090	144	21,190	..... Disposed of		
1,416	159	401	698	1,188	1,604	—	—	—	6,936	..... Pending at End		
+140	+46	+117	+215	+396	+97	—	—	—	+1,130	... Inventory (+ or −)		
86%	32%	36%	46%	48%	82%	—	—	—	63%	% Pending More ..... Than 12 mos		
1,693	380	509	1,112	1,824	3,296	—	—	—	11,961	..... Pending at Start	..... Circuit Total	.... 5th
739	406	758	2,197	3,602	773	2,666	29,906	646	44,765	..... Filed		
0	0	6	0	11	2	0	0	0	28	..... Reinstated		
—	—	−102	+102	−2	—	—	—	—	0	..... Transferred		
739	406	662	2,299	3,611	775	2,666	29,906	646	44,793	..... Net Added		
563	344	534	2,082	3,390	579	2,294	29,385	436	42,670	..... Disposed of		
1,872	442	636	1,376	2,095	3,492	—	—	—	13,103	..... Pending at End		
+179	+62	+127	+264	+271	+196	—	—	—	+1,142	... Inventory (+ or −)		
85%	61%	36%	46%	48%	81%	—	—	—	65%	% Pending More ..... Than 12 mos		

Circuit	County		Law Over $15,000		Law $15,000 or less		Chancery	Miscellaneous Remedy	Eminent Domain	Tax	Municipal Corporations	Mental Health	Dissolution of Marriage
			Jury	Non-Jury	Jury	Non-Jury							
6th	Champaign	Pending at Start	521	196	23	396	220	87	11	4	0	17	494
		Filed	285	134	10	527	155	149	14	4	1	41	997
		Reinstated	4	1	0	0	1	0	0	0	0	0	2
		Transferred	+20	−15	+10	−15	—	—	—	—	—	—	—
		Net Added	309	120	20	512	156	149	14	4	1	41	999
		Disposed of	281	89	18	428	207	140	13	2	1	58	1,045
		Pending at End	549	227	25	480	169	96	12	6	0	0	448
		Inventory (+ or −) ...	+28	+31	+2	+84	−51	+9	+1	+2	0	−17	−46
		% Pending More Than 12 mos	54%	65%	60%	49%	49%	70%	83%	67%	0	0	33%
6th	DeWitt	Pending at Start	26	6	2	21	15	8	0	0	0	0	20
		Filed	18	4	0	95	16	17	7	1	0	0	99
		Reinstated	0	0	0	2	0	0	0	0	0	0	0
		Transferred	+1	−1	0	0	—	—	—	—	—	—	—
		Net Added	19	3	0	97	16	17	7	1	0	0	99
		Disposed of	17	5	2	98	16	14	4	1	0	0	93
		Pending at End	26	3	0	19	12	8	3	0	0	0	23
		Inventory (+ or −) ...	0	−3	−2	−2	−3	0	+3	0	0	0	+3
		% Pending More Than 12 mos	35%	33%	0	5%	42%	25%	0	0	0	0	26%
6th	Douglas	Pending at Start	24	14	2	59	34	11	0	1	0	0	75
		Filed	19	23	1	47	21	9	4	1	0	0	106
		Reinstated	0	0	0	0	0	0	0	0	0	0	0
		Transferred	+2	−2	0	0	—	—	—	—	—	—	—
		Net Added	21	21	1	47	21	9	4	1	0	0	106
		Disposed of	18	8	1	51	23	7	2	1	0	0	120
		Pending at End	32	21	3	50	29	9	2	1	0	0	58
		Inventory (+ or −) ...	+8	+7	+1	−9	−5	−2	+2	0	0	0	−17
		% Pending More Than 12 mos	41%	38%	67%	62%	52%	44%	0	100%	0	0	31%
6th	Macon	Pending at Start	376	207	2	781	302	63	11	8	51	20	517
		Filed	226	156	3	992	262	75	8	17	123	254	802
		Reinstated	2	0	0	0	0	0	0	0	0	0	0
		Transferred	0	0	0	0	—	—	—	—	—	—	—
		Net Added	228	156	3	992	262	75	8	17	123	254	802
		Disposed of	212	162	2	1,102	337	80	14	25	114	247	907
		Pending at End	392	201	3	671	227	58	5	0	60	27	412
		Inventory (+ or −) ...	+16	−6	+1	−110	−75	−5	−6	−8	+9	+7	−105
		% Pending More Than 12 mos	57%	45%	33%	54%	33%	50%	80%	0	20%	52%	38%
6th	Moultrie	Pending at Start	24	15	2	21	46	10	0	19	0	0	36
		Filed	6	7	2	43	19	8	2	1	0	1	67
		Reinstated	0	0	0	0	0	0	0	0	0	0	0
		Transferred	0	0	0	0	—	—	—	—	—	—	—
		Net Added	6	7	2	43	19	8	2	1	0	1	67
		Disposed of	10	5	3	30	16	10	2	0	0	1	67
		Pending at End	20	17	1	34	49	8	0	20	0	0	36
		Inventory (+ or −) ...	−4	+2	−1	+13	+3	−2	0	+1	0	0	0
		% Pending More Than 12 mos	70%	82%	100%	53%	78%	88%	0	95%	0	0	36%
6th	Piatt	Pending at Start	14	9	2	17	18	6	9	15	0	1	47
		Filed	8	10	0	19	17	8	0	4	0	0	100
		Reinstated	0	0	0	0	1	0	0	0	0	0	0
		Transferred	−3	+3	0	0	—	—	—	—	—	—	—
		Net Added	5	13	0	19	18	8	0	4	0	0	100
		Disposed of	2	9	2	23	26	9	0	1	0	1	105
		Pending at End	17	13	0	13	10	5	9	18	0	0	42
		Inventory (+ or −) ...	+3	+4	−2	−4	−8	−1	0	+3	0	−1	−5
		% Pending More Than 12 mos	53%	38%	0	31%	50%	0	100%	78%	0	0	29%

*"Pending at End" figures are adjusted due to physical inventories taken by the Clerks of the Circuit Court staff.

Family	Juvenile	Felony	Misdemeanors	Small Claims	Probate	Ordinance Violations	Traffic Violations	Conservation Violations	Total		County	Circuit
699	280	242	252	2,383	2,461	—	—	—	8,286	..... Pending at Start	..... Champaign	.... 6th
860	318	856	954	3,675	438	1,788	27,105	37	38,348	..... Filed		
3	0	42	58	79	0	2	0	0	192	..... Reinstated		
—	—	0	0	0	—	—	—	—	0	..... Transferred		
863	318	898	1,012	3,754	438	1,790	27,105	37	38,540	..... Net Added		
775	121	845	1,003	3,866	339	1,629	26,848	37	37,745	..... Disposed of		
787	477	295	261	2,271	2,560	—	—	—	8,663	..... Pending at End		
+88	+197	+53	+9	−112	+99	—	—	—	+377	... Inventory (+ or −)		
69%	78%	3%	4%	45%	85%	—	—	—	58%	% Pending More ..... Than 12 mos		
6	14	25	108	106	260	—	—	—	617	..... Pending at Start	..... DeWitt	.... 6th
40	62	112	397	423	105	20	2,203	374	3,993	..... Filed		
0	0	0	0	2	0	0	0	0	4	..... Reinstated		
—	—	−19	+19	0	—	—	—	—	0	..... Transferred		
40	62	93	416	425	105	20	2,203	374	3,997	..... Net Added		
30	67	88	427	439	83	18	2,189	301	3,892	..... Disposed of		
8	7	29	70	102	284	—	—	—	594	..... Pending at End		
+2	−7	+4	−38	−4	+24	—	—	—	−23	... Inventory (+ or −)		
63%	0	0	17%	5%	68%	—	—	—	40%	% Pending More ..... Than 12 mos		
56	13	26	89	265	260	—	—	—	929	..... Pending at Start	..... Douglas	.... 6th
74	9	84	118	193	92	57	2,970	21	3,849	..... Filed		
0	0	0	0	0	0	0	0	0	0	..... Reinstated		
—	—	0	0	0	—	—	—	—	0	..... Transferred		
74	9	84	118	193	92	57	2,970	21	3,849	..... Net Added		
86	10	80	166	325	91	56	3,847	26	4,918	..... Disposed of		
40	9	30	41	136	270	—	—	—	731	..... Pending at End		
−16	−4	+4	−48	−129	+10	—	—	—	−198	... Inventory (+ or −)		
58%	22%	0	10%	75%	69%	—	—	—	56%	% Pending More ..... Than 12 mos		
816	291	112	546	1,746	1,783	—	—	—	7,632	..... Pending at Start	..... Macon	.... 6th
1,161	563	885	1,836	2,765	484	1,550	22,630	45	34,837	..... Filed		
0	0	10	0	1	0	0	0	0	13	..... Reinstated		
—	—	−94	+94	0	—	—	—	—	0	..... Transferred		
1,161	563	801	1,930	2,766	484	1,550	22,630	45	34,850	..... Net Added		
1,394	658	796	1,872	2,725	382	807	21,339	33	33,208	..... Disposed of		
583	196	256	710	1,787	1,885	—	—	—	7,473	..... Pending at End		
−233	−95	+144	+164	+41	+102	—	—	—	−159	... Inventory (+ or −)		
48%	11%	5%	32%	45%	76%	—	—	—	50%	% Pending More ..... Than 12 mos		
13	8	18	57	50	208	—	—	—	527	..... Pending at Start	..... Moultrie	.... 6th
24	49	47	203	160	59	0	1,502	79	2,279	..... Filed		
0	0	1	0	0	0	0	0	0	1	..... Reinstated		
—	—	−9	+9	0	—	—	—	—	0	..... Transferred		
24	49	39	212	160	59	0	1,502	79	2,280	..... Net Added		
20	42	40	223	163	51	0	1,374	95	2,152	..... Disposed of		
17	15	16	47	47	216	—	—	—	543	..... Pending at End		
+4	+7	−2	−10	−3	+8	—	—	—	+16	... Inventory (+ or −)		
53%	7%	6%	26%	51%	76%	—	—	—	62%	% Pending More ..... Than 12 mos		
17	11	39	57	44	502	—	—	—	808	..... Pending at Start	..... Piatt	.... 6th
49	38	39	192	172	65	17	2,087	10	2,835	..... Filed		
2	0	5	7	3	0	0	0	0	18	..... Reinstated		
—	—	−10	+10	0	—	—	—	—	0	..... Transferred		
51	38	34	209	175	65	17	2,087	10	2,853	..... Net Added		
53	42	49	232	166	72	14	2,167	9	2,982	..... Disposed of		
15	7	24	34	49	189	—	—	—	445	..... Pending at End		
−2	−4	−15	−23	+5	−313	—	—	—	−363	... Inventory (+ or −)		
27%	0	21%	0	29%	70%	—	—	—	48%	% Pending More ..... Than 12 mos		

Circuit	County		Law Over $15,000		Law $15,000 or less		Chancery	Miscellaneous Remedy	Eminent Domain	Tax	Municipal Corporations	Mental Health	Dissolution of Marriage
			Jury	Non-Jury	Jury	Non-Jury							
6th	Circuit Total	Pending at Start	985	447	33	1,295	635	185	31	47	51	38	1,189
		Filed	562	334	16	1,723	490	266	35	28	124	296	2,171
		Reinstated	6	1	0	2	2	0	0	0	0	0	2
		Transferred	+20	−15	+10	−15	—	—	—	—	—	—	—
		Net Added	588	320	26	1,710	492	266	35	28	124	296	2,173
		Disposed of	540	278	28	1,732	625	260	35	30	115	307	2,337
		Pending at End*	1,036	482	32	1,267	496	184	31	45	60	27	1,019
		Inventory (+ or −) ...	+51	+35	−1	−28	−139	−1	0	−2	+9	−11	−170
		% Pending More Than 12 mos	54%	55%	59%	51%	45%	59%	74%	84%	20%	52%	35%
7th	Greene	Pending at Start	7	33	2	17	7	0	0	1	0	0	30
		Filed	3	34	0	26	13	16	0	8	0	1	72
		Reinstated	1	0	0	0	0	0	0	0	0	0	0
		Transferred	0	0	0	0	—	—	—	—	—	—	—
		Net Added	4	34	0	26	13	16	0	8	0	1	72
		Disposed of	4	39	0	28	8	13	0	6	0	1	78
		Pending at End	7	25	2	11	10	2	0	2	0	0	22
		Inventory (+ or −) ...	0	−8	0	−6	+3	+2	0	+1	0	0	−8
		% Pending More Than 12 mos	29%	47%	9%	100%	10%	0	0	0	0	0	14%
7th	Jersey	Pending at Start	38	42	6	38	23	17	0	2	0	0	49
		Filed	6	27	0	53	25	43	1	5	0	3	101
		Reinstated	0	0	0	0	0	0	0	0	0	0	0
		Transferred	+6	−6	+5	−5	—	—	—	—	—	—	—
		Net Added	12	21	5	48	25	43	1	5	0	3	101
		Disposed of	13	29	7	53	27	47	0	4	0	3	91
		Pending at End	37	34	4	33	21	13	1	3	0	0	59
		Inventory (+ or −) ...	−1	−8	−2	−5	−2	−4	+1	+1	0	0	+10
		% Pending More Than 12 mos	70%	45%	100%	23%	38%	30%	0	67%	0	0	19%
7th	Macoupin	Pending at Start	97	183	7	218	87	21	3	54	14	5	145
		Filed	48	59	3	144	58	24	2	23	0	1	260
		Reinstated	0	0	0	0	0	0	0	0	0	0	0
		Transferred	0	0	0	0	—	—	—	—	—	—	—
		Net Added	48	59	3	144	58	24	2	23	0	1	260
		Disposed of	30	39	4	78	30	32	0	15	2	0	176
		Pending at End	115	186	6	273	115	29	5	37	12	6	243
		Inventory (+ or −) ...	+18	+3	−1	+55	+28	+8	+2	−17	−2	+1	+98
		% Pending More Than 12 mos	59%	75%	50%	69%	57%	67%	75%	73%	100%	83%	57%
7th	Morgan	Pending at Start	60	28	6	33	17	6	0	0	0	0	57
		Filed	54	28	5	118	26	98	0	5	0	6	202
		Reinstated	0	0	0	0	0	0	0	0	0	0	4
		Transferred	+4	−4	+2	−2	—	—	—	—	—	—	—
		Net Added	58	24	7	116	26	98	0	5	0	6	206
		Disposed of	27	22	8	121	22	94	0	5	0	6	214
		Pending at End	91	30	5	28	21	10	0	0	0	0	49
		Inventory (+ or −) ...	+31	+2	−1	−5	+4	+4	0	0	0	0	−8
		% Pending More Than 12 mos	49%	57%	40%	14%	10%	20%	0	0	0	0	4%
7th	Sangamon	Pending at Start	733	870	32	891	793	669	33	160	11	0	231
		Filed	306	179	21	1,759	216	293	6	16	2	390	1,148
		Reinstated	0	0	0	0	0	0	0	0	0	0	1
		Transferred	0	0	0	0	—	—	—	—	—	—	—
		Net Added	306	179	21	1,759	216	293	6	16	2	390	1,149
		Disposed of	221	95	22	1,843	74	256	3	4	0	390	1,039
		Pending at End	818	954	33	946	935	706	36	172	13	0	311
		Inventory (+ or −) ...	+85	+84	+1	+55	+142	+37	+3	+12	+2	0	+80
		% Pending More Than 12 mos	63%	78%	72%	70%	75%	67%	78%	90%	85%	0	57%

*"Pending at End" figures are adjusted due to physical inventories taken by the Clerks of the Circuit Court staff.

Family	Juvenile	Felony	Misdemeanors	Small Claims	Probate	Ordinance Violations	Traffic Violations	Conservation Violations	Total		County	Circuit
1,607	617	462	1,109	4,594	5,474	—	—	—	18,799	..... Pending at Start	..... Circuit Total	.... 6th
2,208	1,039	2,023	3,700	7,388	1,243	3,432	58,497	566	86,141	..... Filed		
5	0	58	65	85	0	2	0	0	228	..... Reinstated		
—	—	−132	+132	0	—	—	—	—	0	..... Transferred		
2,213	1,039	1,949	3,897	7,473	1,243	3,434	58,497	566	86,369	..... Net Added		
2,358	940	1,898	3,923	7,684	1,018	2,524	57,764	501	84,897	..... Disposed of		
1,450	711	650	1,163	4,392	5,404	—	—	—	18,449	..... Pending at End		
−157	+94	+188	+54	−202	−70	—	—	—	−350	... Inventory (+ or −)		
59%	56%	4%	23%	45%	79%	—	—	—	54%	% Pending More ..... Than 12 mos		
15	4	24	29	24	313	—	—	—	506	..... Pending at Start	..... Greene	.... 7th
36	16	74	69	226	74	4	1,780	25	2,477	..... Filed		
0	0	0	0	0	0	0	0	0	1	..... Reinstated		
—	—	−15	+15	0	—	—	—	—	0	..... Transferred		
36	16	59	84	226	74	4	1,780	25	2,478	..... Net Added		
36	8	66	91	168	193	0	1,890	3	2,632	..... Disposed of		
17	11	20	26	22	196	—	—	—	373	..... Pending at End		
+2	+7	−4	−3	−2	−117	—	—	—	−133	... Inventory (+ or −)		
41%	0	15%	23%	0	69%	—	—	—	46%	% Pending More ..... Than 12 mos		
23	42	35	94	48	246	—	—	—	703	..... Pending at Start	..... Jersey	.... 7th
35	37	104	417	291	83	6	3,838	158	5,233	..... Filed		
0	0	0	0	0	0	0	0	0	0	..... Reinstated		
—	—	−27	+27	0	—	—	—	—	0	..... Transferred		
35	37	77	444	291	83	6	3,838	158	5,233	..... Net Added		
54	61	61	445	281	70	1	3,637	155	5,039	..... Disposed of		
4	18	51	93	58	259	—	—	—	688	..... Pending at End		
−19	−24	+16	−1	+10	+13	—	—	—	−15	... Inventory (+ or −)		
17%	0	12%	5%	3%	71%	—	—	—	42%	% Pending More ..... Than 12 mos		
424	207	120	398	887	971	—	—	—	3,841	..... Pending at Start	..... Macoupin	.... 7th
109	103	231	579	1,030	246	156	5,855	50	8,981	..... Filed		
0	0	0	0	0	0	0	0	0	0	..... Reinstated		
—	—	−62	+62	0	—	—	—	—	0	..... Transferred		
109	103	169	641	1,030	246	156	5,855	50	8,981	..... Net Added		
137	111	137	572	882	166	87	5,412	43	7,953	..... Disposed of		
319	199	152	467	1,035	1,112	—	—	—	4,311	..... Pending at End		
−105	−8	+32	+69	+148	+141	—	—	—	+470	... Inventory (+ or −)		
70%	60%	26%	37%	72%	80%	—	—	—	66%	% Pending More ..... Than 12 mos		
23	10	32	56	85	595	—	—	—	1,008	..... Pending at Start	..... Morgan	.... 7th
82	48	154	447	743	197	389	5,485	43	8,130	..... Filed		
0	0	2	4	0	0	0	0	0	10	..... Reinstated		
—	—	−27	+27	0	—	—	—	—	0	..... Transferred		
82	48	129	478	743	197	389	5,485	43	8,140	..... Net Added		
93	44	112	447	753	113	339	5,231	27	7,678	..... Disposed of		
12	14	49	87	75	679	—	—	—	1,150	..... Pending at End		
−11	+4	+17	+31	−10	+84	—	—	—	+142	... Inventory (+ or −)		
25%	29%	8%	1%	1%	78%	—	—	—	77%	% Pending More ..... Than 12 mos		
1,765	775	345	1,084	4,533	3,101	—	—	—	16,026	..... Pending at Start	..... Sangamon	.... 7th
1,537	347	998	2,172	9,690	696	257	35,634	132	55,799	..... Filed		
0	0	77	28	0	8	0	0	0	114	..... Reinstated		
—	—	−180	+180	0	—	—	—	—	0	..... Transferred		
1,537	347	895	2,380	9,690	704	257	35,634	132	55,913	..... Net Added		
1,343	240	714	2,129	7,874	631	178	33,150	56	50,262	..... Disposed of		
1,959	882	526	1,335	6,379	3,174	—	—	—	19,179	..... Pending at End		
+194	+107	+181	+251	+1,846	+73	—	—	—	+3,153	... Inventory (+ or −)		
24%	31%	13%	40%	45%	68%	—	—	—	52%	% Pending More ..... Than 12 mos		

Circuit	County		Law Over $15,000		Law $15,000 or less		Chancery	Miscellaneous Remedy	Eminent Domain	Tax	Municipal Corporations	Mental Health	Dissolution of Marriage
			Jury	Non-Jury	Jury	Non-Jury							
7th	Scott	Pending at Start	6	13	0	10	8	1	2	0	0	0	8
		Filed	6	8	0	17	11	3	2	0	0	0	22
		Reinstated	0	0	0	0	0	0	0	0	0	0	0
		Transferred	0	0	0	0	—	—	—	—	—	—	—
		Net Added	6	8	0	17	11	3	2	0	0	0	22
		Disposed of	3	7	0	15	7	4	0	0	0	0	24
		Pending at End	11	12	0	12	12	0	4	0	0	0	6
		Inventory (+ or −) ...	+5	−1	0	+2	+4	−1	+2	0	0	0	−2
		% Pending More Than 12 mos	45%	58%	0	25%	58%	0	50%	0	0	0	17%
7th	Circuit Total	Pending at Start	941	1,169	53	1,207	935	714	38	217	25	5	520
		Filed	423	335	29	2,117	349	477	11	57	2	401	1,805
		Reinstated	1	0	0	0	0	0	0	0	0	0	5
		Transferred	+10	−10	+7	−7	—	—	—	—	—	—	—
		Net Added	434	325	36	2,110	349	477	11	57	2	401	1,810
		Disposed of	298	231	41	2,138	168	446	3	34	2	400	1,622
		Pending at End*	1,079	1,241	50	1,303	1,114	760	46	214	25	6	690
		Inventory (+ or −) ...	+138	+72	−3	+96	+179	+46	+8	−3	0	+1	+170
		% Pending More Than 12 mos	62%	75%	56%	67%	70%	65%	72%	85%	92%	83%	52%
8th	Adams	Pending at Start	97	44	3	87	38	35	21	4	0	31	145
		Filed	64	48	0	246	63	99	15	9	0	77	469
		Reinstated	2	0	0	2	0	2	0	0	0	0	6
		Transferred	+1	−1	+5	−5	—	—	—	—	—	—	—
		Net Added	67	47	5	243	63	101	15	9	0	77	475
		Disposed of	75	45	3	249	53	107	3	2	0	96	445
		Pending at End	89	46	5	81	48	29	33	11	0	12	175
		Inventory (+ or −) ...	−8	+2	+2	−6	+10	−6	+12	+7	0	−19	+30
		% Pending More Than 12 mos	46%	35%	20%	16%	15%	45%	58%	27%	0	67%	21%
8th	Brown	Pending at Start	5	15	2	23	17	9	2	3	0	0	14
		Filed	4	11	0	13	2	12	1	4	1	2	36
		Reinstated	0	0	0	0	0	0	0	0	0	0	0
		Transferred	0	0	0	0	—	—	—	—	—	—	—
		Net Added	4	11	0	13	2	12	1	4	1	2	36
		Disposed of	4	10	2	22	11	11	3	2	1	1	35
		Pending at End	5	16	0	14	8	10	0	5	0	1	15
		Inventory (+ or −) ...	0	+1	−2	−9	−9	+1	−2	+2	0	+1	+1
		% Pending More Than 12 mos	40%	44%	0	71%	88%	50%	0	60%	0	0	20%
8th	Calhoun	Pending at Start	5	5	0	2	10	0	0	0	0	0	4
		Filed	1	7	0	8	4	3	0	0	1	1	18
		Reinstated	0	0	0	0	1	0	0	0	0	0	0
		Transferred	0	0	0	0	—	—	—	—	—	—	—
		Net Added	1	7	0	8	5	3	0	0	1	1	18
		Disposed of	3	5	0	6	6	3	0	0	1	0	16
		Pending at End	3	7	0	4	9	0	0	0	0	1	6
		Inventory (+ or −) ...	−2	+2	0	+2	−1	0	0	0	0	+1	+2
		% Pending More Than 12 mos	67%	43%	0	50%	56%	0	0	0	0	0	17%
8th	Cass	Pending at Start	14	5	5	22	10	8	0	3	1	0	32
		Filed	10	5	1	22	11	15	2	7	0	0	69
		Reinstated	0	0	0	0	0	0	0	0	0	0	0
		Transferred	−3	+3	0	0	—	—	—	—	—	—	—
		Net Added	7	8	1	22	11	15	2	7	0	0	69
		Disposed of	9	7	2	27	14	17	0	9	1	0	77
		Pending at End	12	6	4	17	7	6	2	1	0	0	24
		Inventory (+ or −) ...	−2	+1	−1	−5	−3	−2	+2	−2	−1	0	−8
		% Pending More Than 12 mos	33%	33%	75%	35%	29%	17%	0	0	0	0	29%

*"Pending at End" figures are adjusted due to physical inventories taken by the Clerks of the Circuit Court staff.

Family	Juvenile	Felony	Misdemeanors	Small Claims	Probate	Ordinance Violations	Traffic Violations	Conservation Violations	Total		County	Circuit
2	1	2	19	10	76	—	—	—	158	..... Pending at Start	..... Scott	.... 7th
8	14	12	58	67	29	3	621	1	882	..... Filed		
0	0	0	0	0	0	0	0	0	0	..... Reinstated		
—	—	0	0	0	—	—	—	—	0	..... Transferred		
8	14	12	58	67	29	3	621	1	882	..... Net Added		
9	15	7	59	57	26	0	494	0	727	..... Disposed of		
1	0	7	18	20	79	—	—	—	182	..... Pending at End		
−1	−1	+5	−1	+10	+3	—	—	—	+24	... Inventory (+ or −)		
										% Pending More		
0	0	0	17%	60%	68%	—	—	—	52%	..... Than 12 mos		
2,252	1,039	558	1,680	5,587	5,302	—	—	—	22,242	..... Pending at Start	..... Circuit Total	.... 7th
1,807	565	1,573	3,742	12,047	1,325	815	53,213	409	81,502	..... Filed		
0	0	79	32	0	8	0	0	0	125	..... Reinstated		
—	—	−311	+311	0	—	—	—	—	0	..... Transferred		
1,807	565	1,341	4,085	12,047	1,333	815	53,213	409	81,627	..... Net Added		
1,672	479	1,097	3,743	10,015	1,199	605	49,814	284	74,291	..... Disposed of		
2,312	1,124	805	2,026	7,589	5,499	—	—	—	25,883	..... Pending at End		
+60	+85	+247	+346	+2,002	+197	—	—	—	+3,641	... Inventory (+ or −)		
										% Pending More		
37%	40%	15%	36%	48%	73%	—	—	—	57%	..... Than 12 mos		
88	44	162	259	867	605	—	—	—	2,530	..... Pending at Start	..... Adams	.... 8th
255	183	396	723	2,175	305	2,504	7,390	162	15,183	..... Filed		
3	2	1	3	0	2	0	0	0	23	..... Reinstated		
—	—	−102	+102	0	—	—	—	—	0	..... Transferred		
258	185	295	828	2,175	307	2,504	7,390	162	15,206	..... Net Added		
238	197	259	718	1,971	318	2,205	7,232	136	14,352	..... Disposed of		
108	32	198	369	1,071	594	—	—	—	2,901	..... Pending at End		
+20	−12	+36	+110	+204	−11	—	—	—	+371	... Inventory (+ or −)		
										% Pending More		
43%	0	25%	41%	30%	56%	—	—	—	37%	..... Than 12 mos		
12	13	23	32	42	83	—	—	—	295	..... Pending at Start	..... Brown	.... 8th
15	15	24	97	55	27	12	959	22	1,312	..... Filed		
0	0	5	2	11	0	0	0	0	18	..... Reinstated		
—	—	0	0	0	—	—	—	—	0	..... Transferred		
15	15	29	99	66	27	12	959	22	1,330	..... Net Added		
16	19	36	103	74	28	12	942	18	1,350	..... Disposed of		
11	9	16	28	34	82	—	—	—	254	..... Pending at End		
−1	−4	−7	−4	−8	−1	—	—	—	−41	... Inventory (+ or −)		
										% Pending More		
64%	67%	13%	21%	56%	70%	—	—	—	53%	..... Than 12 mos		
2	10	3	27	13	51	—	—	—	132	..... Pending at Start	..... Calhoun	.... 8th
6	9	32	203	43	22	2	834	61	1,255	..... Filed		
0	0	0	3	5	1	0	0	0	10	..... Reinstated		
—	—	0	0	0	—	—	—	—	0	..... Transferred		
6	9	32	206	48	23	2	834	61	1,265	..... Net Added		
6	7	20	173	51	19	2	694	60	1,072	..... Disposed of		
2	12	15	60	10	55	—	—	—	184	..... Pending at End		
0	+2	+12	+33	−3	+4	—	—	—	+52	... Inventory (+ or −)		
										% Pending More		
0	50%	0	12%	30%	60%	—	—	—	34%	..... Than 12 mos		
24	16	30	47	55	146	—	—	—	418	..... Pending at Start	..... Cass	.... 8th
45	46	61	271	232	47	22	1,814	57	2,737	..... Filed		
0	0	0	0	0	0	0	0	0	0	..... Reinstated		
—	—	0	0	0	—	—	—	—	0	..... Transferred		
45	46	61	271	232	47	22	1,814	57	2,737	..... Net Added		
42	52	66	273	234	56	12	1,814	47	2,759	..... Disposed of		
27	10	25	45	53	137	—	—	—	376	..... Pending at End		
+3	−6	−5	−2	−2	−9	—	—	—	−42	... Inventory (+ or −)		
										% Pending More		
48%	0	12%	7%	9%	72%	—	—	—	39%	..... Than 12 mos		

Circuit	County		Law Over $15,000		Law $15,000 or less		Chancery	Miscellaneous Remedy	Eminent Domain	Tax	Municipal Corporations	Mental Health	Dissolution of Marriage
			Jury	Non-Jury	Jury	Non-Jury							
8th	Mason	Pending at Start	21	25	2	27	38	20	1	4	1	0	38
		Filed	7	7	0	19	10	74	0	13	0	0	77
		Reinstated	0	0	0	0	0	0	0	0	0	0	0
		Transferred	+2	−2	0	0	—	—	—	—	—	—	—
		Net Added	9	5	0	19	10	74	0	13	0	0	77
		Disposed of	12	17	1	26	28	78	1	13	0	0	77
		Pending at End	18	13	1	20	20	16	0	4	1	0	38
		Inventory (+ or −) ...	−3	−12	−1	−7	−18	−4	−1	0	0	0	0
		% Pending More Than 12 mos	67%	69%	100%	55%	65%	31%	0	75%	100%	0	24%
8th	Menard	Pending at Start	8	1	1	18	12	1	0	1	0	0	34
		Filed	9	5	0	19	13	6	0	1	0	0	63
		Reinstated	1	0	0	0	0	0	0	0	0	0	0
		Transferred	0	0	0	0	—	—	—	—	—	—	—
		Net Added	10	5	0	19	13	6	0	1	0	0	63
		Disposed of	9	3	1	29	12	6	0	2	0	0	67
		Pending at End	9	3	0	8	13	1	0	0	0	0	30
		Inventory (+ or −) ...	+1	+2	−1	−10	+1	0	0	−1	0	0	−4
		% Pending More Than 12 mos	22%	0	0	38%	23%	0	0	0	0	0	27%
8th	Pike	Pending at Start	35	32	3	35	35	16	45	16	4	8	46
		Filed	8	19	0	51	11	17	33	0	2	2	117
		Reinstated	0	0	0	0	0	0	0	0	0	0	0
		Transferred	0	0	0	0	—	—	—	—	—	—	—
		Net Added	8	19	0	51	11	17	33	0	2	2	117
		Disposed of	19	25	3	71	36	24	13	15	5	10	132
		Pending at End	24	26	0	15	10	9	65	1	1	0	31
		Inventory (+ or −) ...	−11	−6	−3	−20	−25	−7	+20	−15	−3	−8	−15
		% Pending More Than 12 mos	83%	54%	0	7%	50%	89%	51%	0	100%	0	10%
8th	Schuyler	Pending at Start	4	1	0	4	15	3	0	3	0	0	11
		Filed	3	5	1	15	12	6	0	6	0	0	39
		Reinstated	0	0	0	0	0	0	0	0	0	0	0
		Transferred	0	0	0	0	—	—	—	—	—	—	—
		Net Added	3	5	1	15	12	6	0	6	0	0	39
		Disposed of	3	3	0	12	9	5	0	2	0	0	38
		Pending at End	4	3	1	7	18	4	0	7	0	0	12
		Inventory (+ or −) ...	0	+2	+1	+3	+3	+1	0	+4	0	0	+1
		% Pending More Than 12 mos	25%	0	0	29%	44%	25%	0	43%	0	0	25%
8th	Circuit Total	Pending at Start	189	128	16	218	175	92	69	34	6	39	324
		Filed	106	107	2	393	126	232	51	40	4	82	888
		Reinstated	3	0	0	2	1	2	0	0	0	0	6
		Transferred	0	0	+5	−5	—	—	—	—	—	—	—
		Net Added	109	107	7	390	127	234	51	40	4	82	894
		Disposed of	134	115	12	442	169	251	20	45	8	107	887
		Pending at End*	164	120	11	166	133	75	100	29	2	14	331
		Inventory (+ or −) ...	−25	−8	−5	−52	−42	−17	+31	−5	−4	−25	+7
		% Pending More Than 12 mos	51%	43%	45%	29%	38%	44%	52%	41%	100%	57%	21%
9th	Fulton	Pending at Start	41	17	6	30	31	10	0	13	0	0	63
		Filed	28	11	1	97	41	41	1	30	0	5	200
		Reinstated	0	1	0	0	1	0	0	0	0	0	0
		Transferred	0	0	0	0	—	—	—	—	—	—	—
		Net Added	28	12	1	97	42	41	1	30	0	5	200
		Disposed of	33	16	4	93	48	32	1	10	0	5	198
		Pending at End	38	11	3	34	25	19	0	33	0	0	65
		Inventory (+ or −) ...	−3	−6	−3	+4	−6	+9	0	+20	0	0	+2
		% Pending More Than 12 mos	47%	45%	67%	9%	16%	32%	0	27%	0	0	14%

*"Pending at End" figures are adjusted due to physical inventories taken by the Clerks of the Circuit Court staff.

Family	Juvenile	Felony	Misdemeanors	Small Claims	Probate	Ordinance Violations	Traffic Violations	Conservation Violations	Total		County	Circuit
34	50	30	98	45	262	—	—	—	696	..... Pending at Start	..... Mason	.... 8th
62	54	98	247	195	104	16	2,918	78	3,979	..... Filed		
0	0	0	0	0	0	0	0	0	0	..... Reinstated		
—	—	−21	+21	0	—	—	—	—	0	..... Transferred		
62	54	77	268	195	104	16	2,918	78	3,979	..... Net Added		
41	48	75	268	179	139	16	2,875	84	3,978	..... Disposed of		
55	56	32	98	61	227	—	—	—	660	..... Pending at End		
+21	+6	+2	0	+16	−35	—	—	—	−36	... Inventory (+ or −)		
44%	50%	3%	45%	44%	59%	—	—	—	49%	% Pending More ..... Than 12 mos		
8	3	13	30	76	139	—	—	—	345	..... Pending at Start	..... Menard	.... 8th
30	30	35	60	226	57	7	1,117	24	1,702	..... Filed		
0	0	2	0	0	0	0	0	0	3	..... Reinstated		
—	—	−5	+5	0	—	—	—	—	0	..... Transferred		
30	30	32	65	226	57	7	1,117	24	1,705	..... Net Added		
31	28	27	77	234	67	6	1,154	28	1,781	..... Disposed of		
7	5	18	18	68	129	—	—	—	309	..... Pending at End		
−1	+2	+5	−12	−8	−10	—	—	—	−36	... Inventory (+ or −)		
14%	20%	6%	28%	40%	60%	—	—	—	42%	% Pending More ..... Than 12 mos		
29	49	45	118	80	781	—	—	—	1,377	..... Pending at Start	..... Pike	.... 8th
50	43	77	165	263	99	46	2,612	99	3,714	..... Filed		
0	0	0	0	0	0	0	0	0	0	..... Reinstated		
—	—	0	0	0	—	—	—	—	0	..... Transferred		
50	43	77	165	263	99	46	2,612	99	3,714	..... Net Added		
59	88	76	253	291	333	37	3,311	60	4,861	..... Disposed of		
20	4	46	30	52	547	—	—	—	881	..... Pending at End		
−9	−45	+1	−88	−28	−234	—	—	—	−496	... Inventory (+ or −)		
25%	0	43%	3%	38%	84%	—	—	—	67%	% Pending More ..... Than 12 mos		
34	4	20	49	15	102	—	—	—	265	..... Pending at Start	..... Schuyler	.... 8th
20	33	20	124	68	36	4	1,130	61	1,583	..... Filed		
0	0	0	0	0	0	0	0	0	0	..... Reinstated		
—	—	0	0	0	—	—	—	—	0	..... Transferred		
20	33	20	124	68	36	4	1,130	61	1,583	..... Net Added		
38	29	18	99	61	34	3	1,034	45	1,433	..... Disposed of		
16	8	22	74	22	104	—	—	—	302	..... Pending at End		
−18	+4	+2	+25	+7	+2	—	—	—	+37	... Inventory (+ or −)		
69%	0	41%	45%	18%	69%	—	—	—	49%	% Pending More ..... Than 12 mos		
231	189	326	660	1,193	2,169	—	—	—	6,058	..... Pending at Start	..... Circuit Total	.... 8th
483	413	743	1,890	3,257	697	2,613	18,774	564	31,465	..... Filed		
3	2	8	8	16	3	0	0	0	54	..... Reinstated		
—	—	−128	+128	0	—	—	—	—	0	..... Transferred		
486	415	623	2,026	3,273	700	2,613	18,774	564	31,519	..... Net Added		
471	468	577	1,964	3,095	994	2,293	19,056	478	31,586	..... Disposed of		
246	136	372	722	1,371	1,875	—	—	—	5,867	..... Pending at End		
+15	−53	+46	+62	+178	−294	—	—	—	−191	... Inventory (+ or −)		
43%	30%	23%	35%	31%	67%	—	—	—	44%	% Pending More ..... Than 12 mos		
24	23	40	45	128	541	—	—	—	1,012	..... Pending at Start	..... Fulton	.... 9th
132	60	117	414	509	207	336	5,074	132	7,436	..... Filed		
0	0	0	0	2	1	0	0	0	5	..... Reinstated		
—	—	0	0	0	—	—	—	—	0	..... Transferred		
132	60	117	414	511	208	336	5,074	132	7,441	..... Net Added		
110	69	132	416	509	290	251	4,929	115	7,261	..... Disposed of		
46	14	28	33	130	457	—	—	—	936	..... Pending at End		
+22	−9	−12	−12	+2	−84	—	—	—	−76	... Inventory (+ or −)		
9%	14%	4%	3%	15%	62%	—	—	—	40%	% Pending More ..... Than 12 mos		

Circuit	County		Law Over $15,000		Law $15,000 or less		Chancery	Miscellaneous Remedy	Eminent Domain	Tax	Municipal Corporations	Mental Health	Dissolution of Marriage
			Jury	Non-Jury	Jury	Non-Jury							
9th	Hancock	Pending at Start	16	29	2	33	31	17	0	1	0	2	55
		Filed	10	20	0	49	18	20	0	1	0	0	113
		Reinstated	0	0	0	0	0	0	0	0	0	0	0
		Transferred	+1	−1	+1	−1	—	—	—	—	—	—	—
		Net Added	11	19	1	48	18	20	0	1	0	0	113
		Disposed of	9	32	2	51	20	22	0	1	0	0	118
		Pending at End	18	16	1	28	29	15	0	1	0	2	50
		Inventory (+ or −) ...	+2	−13	−1	−5	−2	−2	0	0	0	0	−5
		% Pending More Than 12 mos	44%	44%	0	39%	45%	47%	0	0	0	100%	40%
9th	Henderson	Pending at Start	9	11	2	18	26	8	2	1	0	0	32
		Filed	8	4	0	14	17	3	19	7	0	1	53
		Reinstated	0	0	0	0	0	0	0	0	0	0	0
		Transferred	0	0	0	0	—	—	—	—	—	—	—
		Net Added	8	4	0	14	17	3	19	7	0	1	53
		Disposed of	2	7	0	14	22	6	11	6	0	1	54
		Pending at End	13	7	2	19	22	5	10	0	0	0	33
		Inventory (+ or −) ...	+4	−4	0	+1	−4	−3	+8	−1	0	0	+1
		% Pending More Than 12 mos	54%	71%	100%	68%	55%	100%	20%	0	0	0	52%
9th	Knox	Pending at Start	94	42	7	116	55	68	0	87	0	11	155
		Filed	61	40	4	317	98	101	1	29	1	37	377
		Reinstated	7	1	2	6	4	0	0	0	0	0	12
		Transferred	+9	−7	+7	−9	—	—	—	—	—	—	—
		Net Added	77	34	13	314	102	101	1	29	1	37	389
		Disposed of	71	21	8	248	88	89	0	30	0	17	349
		Pending at End	100	56	12	183	69	80	1	86	1	32	194
		Inventory (+ or −) ...	+6	+14	+5	+67	+14	+12	+1	−1	+1	+21	+39
		% Pending More Than 12 mos	50%	59%	33%	32%	52%	48%	0	97%	0	34%	40%
9th	McDonough	Pending at Start	35	41	5	71	66	28	4	11	0	0	85
		Filed	12	26	4	85	43	47	10	21	0	0	159
		Reinstated	0	0	0	0	0	0	0	0	0	0	0
		Transferred	0	0	0	0	—	—	—	—	—	—	—
		Net Added	12	26	4	85	43	47	10	21	0	0	159
		Disposed of	12	13	5	55	35	29	1	9	0	0	168
		Pending at End	35	55	4	101	74	46	13	25	0	0	76
		Inventory (+ or −) ...	0	+14	−1	+30	+8	+18	+9	+14	0	0	−9
		% Pending More Than 12 mos	63%	69%	75%	53%	57%	52%	31%	76%	0	0	45%
9th	Warren	Pending at Start	29	16	3	20	22	2	0	4	0	0	43
		Filed	16	13	6	47	29	27	3	5	0	1	100
		Reinstated	0	0	0	0	0	0	0	0	0	0	0
		Transferred	0	0	0	0	—	—	—	—	—	—	—
		Net Added	16	13	6	47	29	27	3	5	0	1	100
		Disposed of	17	18	5	44	18	20	0	3	0	1	97
		Pending at End	28	11	4	23	33	9	3	6	0	0	46
		Inventory (+ or −) ...	−1	−5	+1	+3	+11	+7	+3	+2	0	0	+3
		% Pending More Than 12 mos	43%	64%	25%	22%	33%	0	0	33%	0	0	28%
9th	Circuit Total	Pending at Start	224	156	25	288	231	133	6	117	0	13	433
		Filed	135	114	15	609	246	239	34	93	1	44	1,002
		Reinstated	7	2	2	6	5	0	0	0	0	0	12
		Transferred	+10	−8	+8	−10	—	—	—	—	—	—	—
		Net Added	152	108	25	605	251	239	34	93	1	44	1,014
		Disposed of	144	107	24	505	231	198	15	59	0	24	984
		Pending at End*	232	156	26	388	252	174	27	151	1	34	464
		Inventory (+ or −) ...	+8	0	+1	+100	+21	+41	+21	+34	+1	+21	+31
		% Pending More Than 12 mos	50%	61%	46%	37%	47%	46%	22%	75%	0	38%	37%

*"Pending at End" figures are adjusted due to physical inventories taken by the Clerks of the Circuit Court staff.

Family	Juvenile	Felony	Misdemeanors	Small Claims	Probate	Ordinance Violations	Traffic Violations	Conservation Violations	Total		County	Circuit
68	73	33	47	97	541	—	—	—	1,045	..... Pending at Start	..... Hancock	.... 9th
60	28	94	216	330	123	21	2,390	53	3,546	..... Filed		
0	0	0	0	0	0	0	0	0	0	..... Reinstated		
—	—	−40	+40	0	—	—	—	—	0	..... Transferred		
60	28	54	256	330	123	21	2,390	53	3,546	..... Net Added		
48	75	72	245	323	108	21	2,590	51	3,790	..... Disposed of		
80	26	15	58	104	557	—	—	—	1,000	..... Pending at End		
+12	−47	−18	+11	+7	+16	—	—	—	−45	... Inventory (+ or −)		
55%	62%	13%	33%	23%	81%	—	—	—	63%	% Pending More ..... Than 12 mos		
52	13	44	60	32	170	—	—	—	480	..... Pending at Start	..... Henderson	.... 9th
30	27	79	153	76	34	68	1,532	72	2,197	..... Filed		
0	0	0	0	0	0	0	0	0	0	..... Reinstated		
—	—	−27	+27	0	—	—	—	—	0	..... Transferred		
30	27	52	180	76	34	68	1,532	72	2,197	..... Net Added		
27	23	47	185	84	52	67	1,778	60	2,446	..... Disposed of		
56	19	44	59	24	164	—	—	—	477	..... Pending at End		
+4	+6	0	−1	−8	−6	—	—	—	−3	... Inventory (+ or −)		
84%	37%	20%	32%	29%	79%	—	—	—	59%	% Pending More ..... Than 12 mos		
122	30	103	199	415	1,669	—	—	—	3,173	..... Pending at Start	..... Knox	.... 9th
408	65	203	1,146	1,296	259	1,424	9,466	58	15,391	..... Filed		
14	0	0	0	3	8	0	0	0	57	..... Reinstated		
—	—	0	0	0	—	—	—	—	0	..... Transferred		
422	65	203	1,146	1,299	267	1,424	9,466	58	15,448	..... Net Added		
395	51	190	1,023	1,159	231	1,118	8,882	50	14,020	..... Disposed of		
149	44	105	205	552	1,705	—	—	—	3,574	..... Pending at End		
+27	+14	+2	+6	+137	+36	—	—	—	+401	... Inventory (+ or −)		
27%	39%	6%	17%	49%	87%	—	—	—	63%	% Pending More ..... Than 12 mos		
82	34	140	327	238	286	—	—	—	1,453	..... Pending at Start	..... McDonough	.... 9th
85	22	223	690	525	146	578	4,205	103	6,984	..... Filed		
0	0	0	0	0	0	0	0	0	0	..... Reinstated		
—	—	−42	+42	0	—	—	—	—	0	..... Transferred		
85	22	181	732	525	146	578	4,205	103	6,984	..... Net Added		
126	26	217	782	491	98	492	4,245	123	6,927	..... Disposed of		
41	34	102	278	272	328	—	—	—	1,484	..... Pending at End		
−41	0	−38	−49	+34	+42	—	—	—	+31	... Inventory (+ or −)		
54%	47%	19%	26%	31%	61%	—	—	—	44%	% Pending More ..... Than 12 mos		
13	18	58	93	66	285	—	—	—	672	..... Pending at Start	..... Warren	.... 9th
28	48	99	429	451	101	232	3,603	10	5,248	..... Filed		
0	0	0	0	0	0	0	0	0	0	..... Reinstated		
—	—	−11	+11	0	—	—	—	—	0	..... Transferred		
28	48	88	440	451	101	232	3,603	10	5,248	..... Net Added		
25	48	87	431	448	136	147	3,235	8	4,788	..... Disposed of		
16	18	59	102	69	250	—	—	—	677	..... Pending at End		
+3	0	+1	+9	+3	−35	—	—	—	+5	... Inventory (+ or −)		
44%	0	2%	11%	0	68%	—	—	—	31%	% Pending More ..... Than 12 mos		
361	191	418	771	976	3,492	—	—	—	7,835	..... Pending at Start	..... Circuit Total	.... 9th
743	250	815	3,048	3,187	870	2,659	26,270	428	40,802	..... Filed		
14	0	0	0	5	9	0	0	0	62	..... Reinstated		
—	—	−120	+120	0	—	—	—	—	0	..... Transferred		
757	250	695	3,168	3,192	879	2,659	26,270	428	40,864	..... Net Added		
731	292	745	3,082	3,014	915	2,096	25,659	407	39,232	..... Disposed of		
388	155	353	735	1,151	3,461	—	—	—	8,148	..... Pending at End		
+27	−36	−65	−36	+175	−31	—	—	—	+313	... Inventory (+ or −)		
42%	37%	11%	21%	35%	78%	—	—	—	54%	% Pending More ..... Than 12 mos		

Circuit	County		Law Over $15,000 Jury	Law Over $15,000 Non-Jury	Law $15,000 or less Jury	Law $15,000 or less Non-Jury	Chancery	Miscellaneous Remedy	Eminent Domain	Tax	Municipal Corporations	Mental Health	Dissolution of Marriage
10th ...	Marshall	Pending at Start	15	9	2	12	18	9	3	0	2	0	32
		Filed	8	5	1	30	17	20	0	1	0	0	69
		Reinstated	1	0	0	0	0	0	0	0	0	0	0
		Transferred	0	0	+2	−2	—	—	—	—	—	—	—
		Net Added	9	5	3	28	17	20	0	1	0	0	69
		Disposed of	11	6	4	17	18	24	2	1	1	0	76
		Pending at End	13	8	1	23	17	5	1	0	1	0	25
		Inventory (+ or −) ...	−2	−1	−1	+11	−1	−4	−2	0	−1	0	−7
		% Pending More Than 12 mos	54%	75%	0	26%	47%	40%	100%	0	100%	0	8%
10th ...	Peoria	Pending at Start	798	205	77	556	438	305	26	162	0	15	678
		Filed	436	164	22	717	374	309	3	168	0	569	1,144
		Reinstated	34	10	3	29	4	19	0	4	0	0	19
		Transferred	+12	−12	+22	−22	—	—	—	—	—	—	—
		Net Added	482	162	47	724	378	328	3	172	0	569	1,163
		Disposed of	477	187	57	640	375	335	20	158	0	559	1,071
		Pending at End	803	180	67	640	441	298	9	176	0	25	770
		Inventory (+ or −) ...	+5	−25	−10	+84	+3	−7	−17	+14	0	+10	+92
		% Pending More Than 12 mos	54%	46%	75%	56%	48%	61%	67%	61%	0	12%	35%
10th ...	Putnam	Pending at Start	14	4	2	11	14	5	0	7	0	1	25
		Filed	12	4	1	12	6	6	0	5	0	0	41
		Reinstated	0	0	0	0	0	0	0	0	0	0	0
		Transferred	0	0	−1	+1	—	—	—	—	—	—	—
		Net Added	12	4	0	13	6	6	0	5	0	0	41
		Disposed of	10	1	1	7	9	4	0	2	0	0	36
		Pending at End	16	7	1	17	11	7	0	10	0	1	29
		Inventory (+ or −) ...	+2	+3	−1	+6	−3	+2	0	+3	0	0	+4
		% Pending More Than 12 mos	38%	57%	100%	47%	64%	57%	0	50%	0	100%	31%
10th ...	Stark	Pending at Start	6	5	0	3	16	1	0	1	0	0	18
		Filed	5	7	0	6	9	12	0	2	0	0	29
		Reinstated	0	0	0	0	0	0	0	0	0	0	0
		Transferred	0	0	0	0	—	—	—	—	—	—	—
		Net Added	5	7	0	6	9	12	0	2	0	0	29
		Disposed of	3	3	0	4	7	6	0	0	0	0	30
		Pending at End	8	9	0	5	18	7	0	3	0	0	17
		Inventory (+ or −) ...	+2	+4	0	+2	+2	+6	0	+2	0	0	−1
		% Pending More Than 12 mos	50%	33%	0	40%	56%	0	0	33%	0	0	47%
10th ...	Tazewell	Pending at Start	308	45	20	78	273	103	10	85	0	0	303
		Filed	150	60	15	370	152	110	5	23	0	0	767
		Reinstated	8	6	0	3	0	1	0	0	0	0	1
		Transferred	+11	−9	+6	−8	—	—	—	—	—	—	—
		Net Added	169	57	21	365	152	111	5	23	0	0	768
		Disposed of	165	55	23	380	202	51	7	15	0	0	821
		Pending at End	312	47	18	63	223	163	8	93	0	0	250
		Inventory (+ or −) ...	+4	+2	−2	−15	−50	+60	−2	+8	0	0	−53
		% Pending More Than 12 mos	57%	34%	28%	11%	69%	53%	63%	88%	0	0	5%
10th ...	Circuit Total	Pending at Start	1,141	268	101	660	759	423	39	255	2	16	1,056
		Filed	611	240	39	1,135	558	457	8	199	0	569	2,050
		Reinstated	43	16	3	32	4	20	0	4	0	0	20
		Transferred	+23	−21	+29	−31	—	—	—	—	—	—	—
		Net Added	677	235	71	1,136	562	477	8	203	0	569	2,070
		Disposed of	666	252	85	1,048	611	420	29	176	1	559	2,034
		Pending at End*	1,152	251	87	748	710	480	18	282	1	26	1,091
		Inventory (+ or −) ...	+11	−17	−14	+88	−49	+57	−21	+27	−1	+10	+35
		% Pending More Than 12 mos	54%	45%	64%	51%	55%	57%	67%	69%	100%	15%	28%

*"Pending at End" figures are adjusted due to physical inventories taken by the Clerks of the Circuit Court staff.

Family	Juvenile	Felony	Misdemeanors	Small Claims	Probate	Ordinance Violations	Traffic Violations	Conservation Violations	Total		County	Circuit
17	15	11	27	131	175	—	—	—	478	..... Pending at Start	..... Marshall	... 10th
25	31	26	76	176	70	18	1,640	53	2,266	..... Filed		
0	0	0	2	1	0	0	0	0	4	..... Reinstated		
—	—	0	0	0	—	—	—	—	0	..... Transferred		
25	31	26	78	177	70	18	1,640	53	2,270	..... Net Added		
26	39	26	87	241	91	15	1,568	48	2,301	..... Disposed of		
16	7	11	18	67	154	—	—	—	367	..... Pending at End		
−1	−8	0	−9	−64	−21	—	—	—	−111	... Inventory (+ or −)		
44%	14%	18%	17%	10%	60%	—	—	—	40%	% Pending More ..... Than 12 mos		
2,379	334	183	431	2,325	4,263	—	—	—	13,175	..... Pending at Start	..... Peoria	... 10th
1,464	505	680	2,280	7,770	842	5,167	33,139	76	55,829	..... Filed		
6	46	0	0	44	0	0	0	0	218	..... Reinstated		
—	—	−28	+28	0	—	—	—	—	0	..... Transferred		
1,470	551	652	2,308	7,814	842	5,167	33,139	76	56,047	..... Net Added		
1,497	450	727	2,246	8,102	2,555	2,963	40,654	30	63,103	..... Disposed of		
2,352	435	130	493	2,072	2,556	—	—	—	11,447	..... Pending at End		
−27	+101	−53	+62	−253	−1,707	—	—	—	−1,728	... Inventory (+ or −)		
74%	45%	10%	44%	13%	70%	—	—	—	51%	% Pending More ..... Than 12 mos		
10	11	6	14	20	60	—	—	—	204	..... Pending at Start	..... Putnam	... 10th
19	4	12	26	33	23	2	1,158	20	1,384	..... Filed		
0	0	0	0	0	0	0	0	0	0	..... Reinstated		
—	—	0	0	0	—	—	—	—	0	..... Transferred		
19	4	12	26	33	23	2	1,158	20	1,384	..... Net Added		
8	8	15	35	35	21	0	1,080	15	1,287	..... Disposed of		
21	7	3	5	18	62	—	—	—	215	..... Pending at End		
+11	−4	−3	−9	−2	+2	—	—	—	+11	... Inventory (+ or −)		
38%	57%	0	100%	50%	65%	—	—	—	52%	% Pending More ..... Than 12 mos		
10	8	5	26	11	103	—	—	—	213	..... Pending at Start	..... Stark	... 10th
19	21	12	81	57	45	11	689	1	1,006	..... Filed		
0	0	0	0	0	0	0	0	0	0	..... Reinstated		
—	—	−1	+1	0	—	—	—	—	0	..... Transferred		
19	21	11	82	57	45	11	689	1	1,006	..... Net Added		
13	7	9	67	47	45	12	664	4	921	..... Disposed of		
16	22	7	41	21	103	—	—	—	277	..... Pending at End		
+6	+14	+2	+15	+10	0	—	—	—	+64	... Inventory (+ or −)		
56%	36%	0	32%	38%	61%	—	—	—	47%	% Pending More ..... Than 12 mos		
801	162	109	441	227	2,233	—	—	—	5,198	..... Pending at Start	..... Tazewell	... 10th
675	151	316	660	1,358	384	1,383	19,018	88	25,685	..... Filed		
2	0	56	5	9	12	0	0	0	103	..... Reinstated		
—	—	−59	+59	0	—	—	—	—	0	..... Transferred		
677	151	313	724	1,367	396	1,383	19,018	88	25,788	..... Net Added		
1,293	191	251	680	1,384	319	1,360	19,191	81	26,469	..... Disposed of		
185	122	171	485	210	2,300	—	—	—	4,650	..... Pending at End		
−616	−40	+62	+44	−17	+67	—	—	—	−548	... Inventory (+ or −)		
46%	40%	3%	35%	2%	85%	—	—	—	60%	% Pending More ..... Than 12 mos		
3,217	530	314	939	2,714	6,834	—	—	—	19,268	..... Pending at Start	..... Circuit Total	... 10th
2,202	712	1,046	3,123	9,394	1,364	6,581	55,644	238	86,170	..... Filed		
8	46	56	7	54	12	0	0	0	325	..... Reinstated		
—	—	−88	+88	0	—	—	—	—	0	..... Transferred		
2,210	758	1,014	3,218	9,448	1,376	6,581	55,644	238	86,495	..... Net Added		
2,837	695	1,028	3,115	9,809	3,031	4,350	63,157	178	94,081	..... Disposed of		
2,590	593	322	1,042	2,388	5,175	—	—	—	16,956	..... Pending at End		
−627	+63	+8	+103	−326	−1,659	—	—	—	−2,312	... Inventory (+ or −)		
71%	44%	8%	39%	12%	76%	—	—	—	53%	% Pending More ..... Than 12 mos		

Circuit	County		Law Over $15,000		Law $15,000 or less		Chancery	Miscellaneous Remedy	Eminent Domain	Tax	Municipal Corporations	Mental Health	Dissolution of Marriage
			Jury	Non-Jury	Jury	Non-Jury							
11th ...	Ford	Pending at Start	22	12	2	26	33	18	0	5	0	0	28
		Filed	5	18	0	23	11	16	0	2	0	1	79
		Reinstated	0	0	0	0	0	0	0	0	0	0	0
		Transferred	0	0	0	0	—	—	—	—	—	—	—
		Net Added	5	18	0	23	11	16	0	2	0	1	79
		Disposed of	13	8	1	20	12	23	0	1	0	0	75
		Pending at End	14	22	1	29	32	11	0	6	0	1	32
		Inventory (+ or −) ...	−8	+10	−1	+3	−1	−7	0	+1	0	+1	+4
		% Pending More Than 12 mos	82%	63%	100%	84%	87%	67%	0	83%	0	0	11%
11th ...	Livingston	Pending at Start	104	22	8	47	76	55	8	16	1	1	149
		Filed	32	26	2	135	45	54	0	6	1	1	208
		Reinstated	2	1	0	4	0	2	1	0	0	0	1
		Transferred	0	0	0	0	—	—	—	—	—	—	—
		Net Added	34	27	2	139	45	56	1	6	1	1	209
		Disposed of	48	12	2	134	44	47	8	7	3	1	200
		Pending at End	90	37	8	51	77	64	1	29	1	1	155
		Inventory (+ or −) ...	−14	+15	0	+4	+1	+9	−7	+13	0	0	+6
		% Pending More Than 12 mos	69%	38%	75%	27%	71%	70%	100%	93%	0	100%	46%
11th ...	Logan	Pending at Start	59	10	2	39	63	12	3	4	1	0	103
		Filed	24	12	4	107	12	44	0	3	1	1	202
		Reinstated	0	0	0	0	0	0	0	0	0	0	0
		Transferred	0	0	0	0	—	—	—	—	—	—	—
		Net Added	24	12	4	107	12	44	0	3	1	1	202
		Disposed of	21	8	3	88	56	31	0	4	2	1	180
		Pending at End	63	13	3	58	19	25	3	3	0	0	125
		Inventory (+ or −) ...	+4	+3	+1	+19	−44	+13	0	−1	−1	0	+22
		% Pending More Than 12 mos	63%	38%	33%	48%	79%	24%	100%	67%	0	0	27%
11th ...	McLean	Pending at Start	457	196	22	259	280	82	23	5	3	4	259
		Filed	210	101	9	407	137	155	21	5	6	26	630
		Reinstated	9	2	2	75	1	4	1	0	0	0	5
		Transferred	+12	−10	+12	−14	—	—	—	—	—	—	—
		Net Added	231	93	23	468	138	159	22	5	6	26	635
		Disposed of	212	115	18	454	158	144	20	7	6	26	643
		Pending at End	476	169	27	273	260	97	25	3	3	4	251
		Inventory (+ or −) ...	+19	−27	+5	+14	−20	+15	+2	−2	0	0	−8
		% Pending More Than 12 mos	57%	60%	67%	41%	62%	44%	32%	33%	33%	0	7%
11th ...	Woodford	Pending at Start	31	12	0	22	52	6	5	5	3	0	44
		Filed	17	15	1	42	31	25	19	5	1	0	107
		Reinstated	5	0	0	1	3	1	0	0	0	0	0
		Transferred	+1	−1	0	0	—	—	—	—	—	—	—
		Net Added	23	14	1	43	34	26	19	5	1	0	107
		Disposed of	29	18	0	43	62	22	10	8	4	0	103
		Pending at End	25	8	1	22	24	10	14	2	0	0	48
		Inventory (+ or −) ...	−6	−4	+1	0	−28	+4	+9	−3	−3	0	+4
		% Pending More Than 12 mos	44%	25%	0	14%	33%	10%	7%	0	0	0	27%
11th ...	Circuit Total	Pending at Start	673	252	34	393	504	173	39	35	8	5	583
		Filed	288	172	16	714	236	294	40	21	9	29	1,226
		Reinstated	16	3	2	80	4	7	2	0	0	0	6
		Transferred	+13	−11	+12	−14	—	—	—	—	—	—	—
		Net Added	317	164	30	780	240	301	42	21	9	29	1,232
		Disposed of	323	161	24	739	332	267	38	27	15	28	1,201
		Pending at End*	668	249	40	433	412	207	43	43	4	6	611
		Inventory (+ or −) ...	−5	−3	+6	+40	−92	+34	+4	+8	−4	+1	+28
		% Pending More Than 12 mos	59%	55%	66%	41%	65%	49%	30%	81%	25%	20%	23%

*"Pending at End" figures are adjusted due to physical inventories taken by the Clerks of the Circuit Court staff.

Family	Juvenile	Felony	Misdemeanors	Small Claims	Probate	Ordinance Violations	Traffic Violations	Conservation Violations	Total		County	Circuit
10	22	18	90	51	231	—	—	—	568	..... Pending at Start	..... Ford	... 11th
12	41	59	163	140	84	42	2,714	26	3,436	..... Filed		
0	0	0	0	0	0	0	0	0	0	..... Reinstated		
—	—	−8	+8	0	—	—	—	—	0	..... Transferred		
12	41	51	171	140	84	42	2,714	26	3,436	..... Net Added		
12	48	47	186	129	62	39	2,600	22	3,298	..... Disposed of		
10	15	22	75	62	253	—	—	—	585	..... Pending at End		
0	−7	+4	−15	+11	+22	—	—	—	+17	... Inventory (+ or −)		
88%	33%	13%	0	45%	82%	—	—	—	65%	% Pending More ..... Than 12 mos		
127	42	71	134	156	861	—	—	—	1,878	..... Pending at Start	..... Livingston	... 11th
116	130	208	570	722	235	169	6,075	38	8,773	..... Filed		
0	0	5	0	27	0	0	0	0	43	..... Reinstated		
—	—	−28	+28	0	—	—	—	—	0	..... Transferred		
116	130	185	598	749	235	169	6,075	38	8,816	..... Net Added		
168	104	162	536	715	166	141	6,055	44	8,597	..... Disposed of		
75	61	94	196	167	930	—	—	—	2,037	..... Pending at End		
−52	+19	+23	+62	+11	+69	—	—	—	+159	... Inventory (+ or −)		
59%	11%	6%	22%	19%	78%	—	—	—	57%	% Pending More ..... Than 12 mos		
41	18	53	76	150	1,027	—	—	—	1,661	..... Pending at Start	..... Logan	... 11th
138	62	119	411	616	130	39	6,236	37	8,198	..... Filed		
0	0	0	0	0	0	0	0	0	0	..... Reinstated		
—	—	0	0	0	—	—	—	—	0	..... Transferred		
138	62	119	411	616	130	39	6,236	37	8,198	..... Net Added		
120	46	123	365	584	153	30	4,520	45	6,380	..... Disposed of		
59	34	49	122	182	1,004	—	—	—	1,762	..... Pending at End		
+18	+16	−4	+46	+32	−23	—	—	—	+101	... Inventory (+ or −)		
42%	29%	2%	2%	48%	89%	—	—	—	65%	% Pending More ..... Than 12 mos		
142	63	400	901	683	1,165	—	—	—	4,944	..... Pending at Start	..... McLean	... 11th
286	210	729	2,292	3,211	340	694	35,589	136	45,194	..... Filed		
4	3	87	116	451	1	15	1,015	0	1,791	..... Reinstated		
—	—	0	0	0	—	—	—	—	0	..... Transferred		
290	213	816	2,408	3,662	341	709	36,604	136	46,985	..... Net Added		
260	191	634	2,095	3,478	339	772	30,628	116	40,316	..... Disposed of		
172	79	582	1,214	867	1,167	—	—	—	5,669	..... Pending at End		
+30	+16	+182	+313	+184	+2	—	—	—	+725	... Inventory (+ or −)		
40%	15%	15%	7%	11%	74%	—	—	—	34%	% Pending More ..... Than 12 mos		
10	10	18	52	36	185	—	—	—	491	..... Pending at Start	..... Woodford	... 11th
64	56	109	340	147	129	29	4,243	11	5,391	..... Filed		
0	0	1	0	1	1	0	1	0	14	..... Reinstated		
—	—	0	0	0	—	—	—	—	0	..... Transferred		
64	56	110	340	148	130	29	4,244	11	5,405	..... Net Added		
57	52	108	329	150	125	28	3,717	7	4,872	..... Disposed of		
17	14	20	63	34	187	—	—	—	489	..... Pending at End		
+7	+4	+2	+11	−2	+2	—	—	—	−2	... Inventory (+ or −)		
6%	14%	5%	2%	15%	43%	—	—	—	26%	% Pending More ..... Than 12 mos		
330	155	560	1,253	1,076	3,469	—	—	—	9,542	..... Pending at Start	..... Circuit Total	... 11th
616	499	1,224	3,776	4,836	918	973	54,857	248	70,992	..... Filed		
4	3	93	116	479	2	15	1,016	0	1,848	..... Reinstated		
—	—	−36	+36	0	—	—	—	—	0	..... Transferred		
620	502	1,281	3,928	5,315	920	988	55,873	248	72,840	..... Net Added		
617	441	1,074	3,511	5,056	845	1,010	47,520	234	63,463	..... Disposed of		
333	203	767	1,670	1,312	3,541	—	—	—	10,542	..... Pending at End		
+3	+48	+207	+417	+236	+72	—	—	—	+1,000	... Inventory (+ or −)		
44%	18%	13%	8%	19%	78%	—	—	—	45%	% Pending More ..... Than 12 mos		

Circuit	County		Law Over $15,000		Law $15,000 or less		Chancery	Miscellaneous Remedy	Eminent Domain	Tax	Municipal Corporations	Mental Health	Dissolution of Marriage
			Jury	Non-Jury	Jury	Non-Jury							
12th ...	Will	Pending at Start	827	366	60	604	647	370	22	377	7	1	1,061
		Filed	525	531	6	3,264	659	1,066	11	215	16	136	1,662
		Reinstated	48	12	1	49	16	11	1	1	0	0	26
		Transferred	+221	−221	+47	−47	—	—	—	—	—	—	—
		Net Added	794	322	54	3,266	675	1,077	12	216	16	136	1,688
		Disposed of	799	321	64	3,414	693	935	12	90	19	137	1,654
		Pending at End	822	367	47	459	629	512	22	503	4	0	1,095
		Inventory (+ or −) ...	−5	+1	−13	−145	−18	+142	0	+126	−3	−1	+34
		% Pending More Than 12 mos	28%	27%	23%	8%	25%	33%	50%	69%	0	0	12%
12th ...	Circuit Total	Pending at Start	827	366	60	604	647	370	22	377	7	1	1,061
		Filed	525	531	6	3,264	659	1,066	11	215	16	136	1,662
		Reinstated	48	12	1	49	16	11	1	1	0	0	26
		Transferred	+221	−221	+47	−47	—	—	—	—	—	—	—
		Net Added	794	322	54	3,266	675	1,077	12	216	16	136	1,688
		Disposed of	799	321	64	3,414	693	935	12	90	19	137	1,654
		Pending at End*	822	367	47	459	629	512	22	503	4	0	1,095
		Inventory (+ or −) ...	−5	+1	−13	−145	−18	+142	0	+126	−3	−1	+34
		% Pending More Than 12 mos	28%	27%	23%	8%	25%	33%	50%	69%	0	0	12%
13th ...	Bureau	Pending at Start	79	14	5	26	29	23	6	8	0	0	65
		Filed	46	23	2	107	42	48	4	8	0	2	199
		Reinstated	0	1	0	5	1	1	0	0	0	0	5
		Transferred	+1	−1	+2	−2	—	—	—	—	—	—	—
		Net Added	47	23	4	110	43	49	4	8	0	2	204
		Disposed of	48	25	8	108	45	61	5	9	0	2	198
		Pending at End	78	12	1	28	27	11	5	7	0	0	71
		Inventory (+ or −) ...	−1	−2	−4	+2	−2	−12	−1	−1	0	0	+6
		% Pending More Than 12 mos	45%	33%	0	7%	26%	45%	100%	57%	0	0	18%
13th ...	Grundy	Pending at Start	122	52	9	57	75	30	0	16	1	4	93
		Filed	47	32	2	101	18	29	1	3	0	2	273
		Reinstated	0	0	0	0	0	0	0	0	0	0	0
		Transferred	0	0	0	0	—	—	—	—	—	—	—
		Net Added	47	32	2	101	18	29	1	3	0	2	273
		Disposed of	66	41	4	113	53	40	1	0	0	5	248
		Pending at End	121	34	10	42	42	18	0	15	1	0	118
		Inventory (+ or −) ...	−1	−18	+1	−15	−33	−12	0	−1	0	−4	+25
		% Pending More Than 12 mos	64%	44%	67%	28%	73%	50%	0	80%	0	0	39%
13th ...	LaSalle	Pending at Start	504	64	41	153	105	94	16	24	1	0	203
		Filed	255	73	12	495	107	196	11	41	1	16	642
		Reinstated	11	2	1	18	0	1	0	1	0	0	6
		Transferred	−1	+1	+9	−9	—	—	—	—	—	—	—
		Net Added	265	76	22	504	107	197	11	42	1	16	648
		Disposed of	297	72	30	506	107	196	5	31	2	15	581
		Pending at End	477	68	33	152	101	95	22	35	0	1	250
		Inventory (+ or −) ...	−27	+4	−8	−1	−4	+1	+6	+11	−1	+1	+47
		% Pending More Than 12 mos	52%	46%	42%	20%	47%	55%	55%	54%	0	0	22%
13th ...	Circuit Total	Pending at Start	705	130	55	236	209	147	22	48	2	4	361
		Filed	348	128	16	703	167	273	16	52	1	20	1,114
		Reinstated	11	3	1	23	1	2	0	1	0	0	11
		Transferred	0	0	+11	−11	—	—	—	—	—	—	—
		Net Added	359	131	28	715	168	275	16	53	1	20	1,125
		Disposed of	411	138	42	727	205	297	11	40	2	22	1,027
		Pending at End*	676	114	44	222	170	124	27	57	1	1	439
		Inventory (+ or −) ...	−29	−16	−11	−14	−39	−23	+5	+9	−1	−3	+78
		% Pending More Than 12 mos	53%	44%	47%	20%	50%	53%	63%	61%	0	0	26%

*"Pending at End" figures are adjusted due to physical inventories taken by the Clerks of the Circuit Court staff.

Family	Juvenile	Felony	Misdemeanors	Small Claims	Probate	Ordinance Violations	Traffic Violations	Conservation Violations	Total		County	Circuit
235	68	961	873	1,617	2,575	—	—	—	10,671	..... Pending at Start	..... Will	... 12th
1,242	376	1,327	3,164	7,214	601	7,163	82,231	191	111,600	..... Filed		
57	10	161	0	111	0	498	1,988	18	3,008	..... Reinstated		
—	—	0	0	0	—	—	—	—	0	..... Transferred		
1,299	386	1,488	3,164	7,325	601	7,661	84,219	209	114,608	..... Net Added		
1,257	339	1,449	3,312	7,348	397	6,711	84,230	149	113,330	..... Disposed of		
277	115	1,000	725	1,594	2,779	—	—	—	10,950	..... Pending at End		
+42	+47	+39	−148	−23	+204	—	—	—	+279	... Inventory (+ or −)		
12%	10%	19%	4%	4%	81%	—	—	—	35%	% Pending More ..... Than 12 mos		
235	68	961	873	1,617	2,575	—	—	—	10,671	..... Pending at Start	..... Circuit Total	... 12th
1,242	376	1,327	3,164	7,214	601	7,163	82,231	191	111,600	..... Filed		
57	10	161	0	111	0	498	1,988	18	3,008	..... Reinstated		
—	—	0	0	0	—	—	—	—	0	..... Transferred		
1,299	386	1,488	3,164	7,325	601	7,661	84,219	209	114,608	..... Net Added		
1,257	339	1,449	3,312	7,348	397	6,711	84,230	149	113,330	..... Disposed of		
277	115	1,000	725	1,594	2,779	—	—	—	10,950	..... Pending at End		
+42	+47	+39	−148	−23	+204	—	—	—	+279	... Inventory (+ or −)		
12%	10%	19%	4%	4%	81%	—	—	—	35%	% Pending More ..... Than 12 mos		
18	32	18	113	112	1,039	—	—	—	1,587	..... Pending at Start	..... Bureau	... 13th
61	75	61	576	1,076	200	83	6,331	90	9,034	..... Filed		
1	3	0	1	31	0	0	6	0	55	..... Reinstated		
—	—	0	0	0	—	—	—	—	0	..... Transferred		
62	78	61	577	1,107	200	83	6,337	90	9,089	..... Net Added		
67	83	63	567	1,076	185	85	6,239	86	8,960	..... Disposed of		
13	27	16	123	143	1,054	—	—	—	1,616	..... Pending at End		
−5	−5	−2	+10	+31	+15	—	—	—	+29	... Inventory (+ or −)		
8%	0	0	3%	0	84%	—	—	—	60%	% Pending More ..... Than 12 mos		
186	58	35	409	104	309	—	—	—	1,560	..... Pending at Start	..... Grundy	... 13th
89	73	104	788	282	140	119	5,804	76	7,983	..... Filed		
0	0	0	0	0	0	0	0	0	0	..... Reinstated		
—	—	0	0	0	—	—	—	—	0	..... Transferred		
89	73	104	788	282	140	119	5,804	76	7,983	..... Net Added		
207	83	76	836	264	197	130	5,892	80	8,336	..... Disposed of		
57	47	62	361	117	268	—	—	—	1,313	..... Pending at End		
−129	−11	+27	−48	+13	−41	—	—	—	−247	... Inventory (+ or −)		
67%	20%	13%	34%	30%	56%	—	—	—	44%	% Pending More ..... Than 12 mos		
71	108	150	270	497	1,611	—	—	—	3,912	..... Pending at Start	..... LaSalle	... 13th
336	233	356	1,135	2,467	384	1,123	18,977	252	27,112	..... Filed		
2	0	16	22	101	5	0	2	0	188	..... Reinstated		
—	—	−49	+49	0	—	—	—	—	0	..... Transferred		
338	233	323	1,206	2,568	389	1,123	18,979	252	27,300	..... Net Added		
295	237	311	1,079	2,581	379	1,109	18,245	227	26,305	..... Disposed of		
113	109	175	397	521	1,621	—	—	—	4,170	..... Pending at End		
+42	+1	+25	+127	+24	+10	—	—	—	+258	... Inventory (+ or −)		
11%	8%	10%	9%	4%	79%	—	—	—	45%	% Pending More ..... Than 12 mos		
275	198	203	792	713	2,959	—	—	—	7,059	..... Pending at Start	..... Circuit Total	... 13th
486	381	521	2,499	3,825	724	1,325	31,112	418	44,129	..... Filed		
3	3	16	23	132	5	0	8	0	243	..... Reinstated		
—	—	−49	+49	0	—	—	—	—	0	..... Transferred		
489	384	488	2,571	3,957	729	1,325	31,120	418	44,372	..... Net Added		
569	403	450	2,482	3,921	761	1,324	30,376	393	43,601	..... Disposed of		
183	183	253	881	781	2,943	—	—	—	7,099	..... Pending at End		
−92	−15	+50	+89	+68	−16	—	—	—	+40	... Inventory (+ or −)		
30%	10%	10%	17%	7%	79%	—	—	—	48%	% Pending More ..... Than 12 mos		

Circuit	County		Law Over $15,000		Law $15,000 or less		Chancery	Miscellaneous Remedy	Eminent Domain	Tax	Municipal Corporations	Mental Health	Dissolution of Marriage
			Jury	Non-Jury	Jury	Non-Jury							
14th ...	Henry	Pending at Start	111	28	5	40	64	26	5	1	0	0	81
		Filed	22	19	1	209	73	64	1	2	0	2	240
		Reinstated	0	0	0	0	1	0	0	0	0	0	1
		Transferred	+4	−4	+3	−3	—	—	—	—	—	—	—
		Net Added	26	15	4	206	74	64	1	2	0	2	241
		Disposed of	44	28	2	124	83	61	4	0	0	2	241
		Pending at End	89	18	5	121	64	36	2	1	0	0	91
		Inventory (+ or −) ...	−22	−10	0	+81	0	+10	−3	0	0	0	+10
		% Pending More Than 12 mos	79%	56%	80%	16%	34%	50%	100%	100%	0	0	30%
14th ...	Mercer	Pending at Start	32	17	1	13	42	7	0	0	0	0	71
		Filed	13	17	3	25	26	11	3	1	0	6	83
		Reinstated	0	0	0	1	0	0	0	0	0	0	0
		Transferred	0	0	0	0	—	—	—	—	—	—	—
		Net Added	13	17	3	26	26	11	3	1	0	6	83
		Disposed of	16	10	1	25	43	16	0	1	0	6	112
		Pending at End	29	21	3	13	27	4	3	0	0	0	38
		Inventory (+ or −) ...	−3	+4	+2	0	−15	−3	+3	0	0	0	−33
		% Pending More Than 12 mos	55%	52%	33%	54%	56%	25%	0	0	0	0	55%
14th ...	Rock Island	Pending at Start	454	190	49	556	274	94	58	96	0	0	547
		Filed	177	139	9	957	254	138	11	70	0	3	1,042
		Reinstated	4	3	1	3	2	3	2	1	0	0	4
		Transferred	+26	−26	+9	−9	—	—	—	—	—	—	—
		Net Added	207	116	19	951	256	141	13	71	0	3	1,046
		Disposed of	243	155	34	1,002	260	137	17	79	0	3	1,022
		Pending at End	418	151	34	505	270	98	54	88	0	0	571
		Inventory (+ or −) ...	−36	−39	−15	−51	−4	+4	−4	−8	0	0	+24
		% Pending More Than 12 mos	60%	52%	74%	47%	40%	53%	91%	55%	0	0	42%
14th ...	Whiteside	Pending at Start	148	58	4	112	30	39	1	31	3	0	205
		Filed	115	17	0	236	51	61	6	10	0	10	359
		Reinstated	0	0	0	0	0	0	0	0	0	0	0
		Transferred	0	0	0	0	—	—	—	—	—	—	—
		Net Added	115	17	0	236	51	61	6	10	0	10	359
		Disposed of	104	9	0	238	55	64	3	7	3	10	359
		Pending at End	159	66	4	110	26	38	4	34	0	0	205
		Inventory (+ or −) ...	+11	+8	0	−2	−4	−1	+3	+3	−3	0	0
		% Pending More Than 12 mos	59%	51%	100%	48%	49%	53%	0	93%	0	0	44%
14th ...	Circuit Total	Pending at Start	745	293	59	721	410	166	64	128	3	0	904
		Filed	327	192	13	1,427	404	274	21	83	0	21	1,724
		Reinstated	4	3	1	4	3	3	2	1	0	0	5
		Transferred	+30	−30	+12	−12	—	—	—	—	—	—	—
		Net Added	361	165	26	1,419	407	277	23	84	0	21	1,729
		Disposed of	407	202	37	1,389	441	278	24	87	3	21	1,734
		Pending at End*	695	256	46	749	387	176	63	123	0	0	905
		Inventory (+ or −) ...	−50	−37	−13	+28	−23	+10	−1	−5	−3	0	+1
		% Pending More Than 12 mos	62%	52%	73%	42%	41%	52%	85%	65%	0	0	42%
15th ...	Carroll	Pending at Start	22	59	2	36	40	16	3	47	1	2	64
		Filed	6	15	0	35	20	7	1	12	0	4	82
		Reinstated	0	0	0	0	0	0	0	0	0	0	0
		Transferred	0	0	0	0	—	—	—	—	—	—	—
		Net Added	6	15	0	35	20	7	1	12	0	4	82
		Disposed of	7	12	2	18	21	7	0	13	0	3	73
		Pending at End	21	62	0	53	39	16	4	46	1	3	73
		Inventory (+ or −) ...	−1	+3	−2	+17	−1	0	+1	−1	0	+1	+9
		% Pending More Than 12 mos	75%	86%	0	68%	73%	88%	75%	98%	100%	33%	55%

*"Pending at End" figures are adjusted due to physical inventories taken by the Clerks of the Circuit Court staff.

Family	Juvenile	Felony	Misdemeanors	Small Claims	Probate	Ordinance Violations	Traffic Violations	Conservation Violations	Total		County	Circuit
74	27	97	251	148	1,091	—	—	—	2,049	..... Pending at Start	..... Henry	... 14th
99	53	237	849	571	220	300	11,508	80	14,550	..... Filed		
0	0	0	0	0	0	0	0	0	2	..... Reinstated		
—	—	−56	+56	0	—	—	—	—	0	..... Transferred		
99	53	181	905	571	220	300	11,508	80	14,552	..... Net Added		
133	64	117	832	559	337	298	11,239	90	14,258	..... Disposed of		
47	18	159	316	142	974	—	—	—	2,083	..... Pending at End		
−27	−9	+62	+65	−6	−117	—	—	—	+34	... Inventory (+ or −)		
38%	33%	26%	36%	16%	81%	—	—	—	56%	% Pending More ..... Than 12 mos		
46	21	95	159	124	267	—	—	—	895	..... Pending at Start	..... Mercer	... 14th
17	22	48	172	281	105	110	1,708	53	2,704	..... Filed		
0	0	0	0	0	0	0	0	0	1	..... Reinstated		
—	—	−10	+10	0	—	—	—	—	0	..... Transferred		
17	22	38	182	281	105	110	1,708	53	2,705	..... Net Added		
30	21	45	200	292	99	92	1,622	58	2,689	..... Disposed of		
34	21	92	133	110	267	—	—	—	795	..... Pending at End		
−12	0	−3	−26	−14	0	—	—	—	−100	... Inventory (+ or −)		
71%	38%	87%	82%	18%	67%	—	—	—	62%	% Pending More ..... Than 12 mos		
485	37	432	1,852	1,009	2,572	—	—	—	8,705	..... Pending at Start	..... Rock Island	... 14th
990	163	840	2,854	3,536	592	3,021	34,662	131	49,589	..... Filed		
9	0	19	304	10	28	122	1,321	0	1,836	..... Reinstated		
—	—	−53	+53	0	—	—	—	—	0	..... Transferred		
999	163	806	3,211	3,546	620	3,143	35,983	131	51,425	..... Net Added		
990	142	690	3,147	3,670	866	2,954	35,752	121	51,284	..... Disposed of		
494	58	548	1,916	885	2,326	—	—	—	8,416	..... Pending at End		
+9	+21	+116	+64	−124	−246	—	—	—	−289	... Inventory (+ or −)		
53%	7%	31%	28%	18%	78%	—	—	—	48%	% Pending More ..... Than 12 mos		
200	30	95	246	517	1,156	—	—	—	2,875	..... Pending at Start	..... Whiteside	... 14th
97	97	315	1,176	1,382	272	309	7,611	152	12,276	..... Filed		
0	0	0	0	0	0	0	0	0	0	..... Reinstated		
—	—	−31	+31	0	—	—	—	—	0	..... Transferred		
97	97	284	1,207	1,382	272	309	7,611	152	12,276	..... Net Added		
193	113	294	1,000	1,289	624	290	7,279	133	12,067	..... Disposed of		
104	14	85	453	610	794	—	—	—	2,706	..... Pending at End		
−96	−16	−10	+207	+93	−362	—	—	—	−169	... Inventory (+ or −)		
73%	33%	14%	40%	40%	68%	—	—	—	53%	% Pending More ..... Than 12 mos		
805	115	719	2,508	1,798	5,086	—	—	—	14,524	..... Pending at Start	..... Circuit Total	... 14th
1,203	335	1,440	5,051	5,770	1,189	3,740	55,489	416	79,119	..... Filed		
9	0	19	304	10	28	122	1,321	0	1,839	..... Reinstated		
—	—	−150	+150	0	—	—	—	—	0	..... Transferred		
1,212	335	1,309	5,505	5,780	1,217	3,862	56,810	416	80,958	..... Net Added		
1,346	340	1,146	5,179	5,810	1,926	3,634	55,892	402	80,298	..... Disposed of		
679	111	884	2,818	1,747	4,361	—	—	—	14,000	..... Pending at End		
−126	−4	+165	+310	−51	−725	—	—	—	−524	... Inventory (+ or −)		
56%	21%	34%	33%	22%	76%	—	—	—	51%	% Pending More ..... Than 12 mos		
53	16	41	115	102	340	—	—	—	959	..... Pending at Start	..... Carroll	... 15th
43	41	79	226	138	77	47	2,098	163	3,094	..... Filed		
0	0	0	0	0	0	0	0	0	0	..... Reinstated		
—	—	0	0	0	—	—	—	—	0	..... Transferred		
43	41	79	226	138	77	47	2,098	163	3,094	..... Net Added		
47	46	87	210	135	106	53	2,302	157	3,299	..... Disposed of		
49	11	33	131	105	311	—	—	—	958	..... Pending at End		
−4	−5	−8	+16	+3	−29	—	—	—	−1	... Inventory (+ or −)		
60%	33%	0	39%	73%	79%	—	—	—	67%	% Pending More ..... Than 12 mos		

Circuit	County		Law Over $15,000		Law $15,000 or less		Chancery	Miscellaneous Remedy	Eminent Domain	Tax	Municipal Corporations	Mental Health	Dissolution of Marriage
			Jury	Non-Jury	Jury	Non-Jury							
15th ...	Jo Daviess	Pending at Start	21	46	4	64	54	29	3	34	0	0	44
		Filed	11	33	4	45	53	44	7	37	0	0	110
		Reinstated	0	0	0	0	0	0	0	0	0	0	0
		Transferred	0	0	0	0	—	—	—	—	—	—	—
		Net Added	11	33	4	45	53	44	7	37	0	0	110
		Disposed of	12	26	3	56	44	37	4	47	0	0	100
		Pending at End	20	51	5	50	60	34	5	24	0	0	51
		Inventory (+ or −) ...	−1	+5	+1	−14	+6	+5	+2	−10	0	0	−7
		% Pending More Than 12 mos	50%	51%	100%	32%	39%	12%	40%	50%	0	0	10%
15th ...	Lee	Pending at Start	87	51	4	95	84	27	8	0	1	26	86
		Filed	26	35	1	125	32	72	4	2	1	20	209
		Reinstated	7	4	0	15	4	2	0	0	0	0	1
		Transferred	+4	0	0	−3	—	—	—	—	—	—	—
		Net Added	37	39	1	137	36	74	4	2	1	20	210
		Disposed of	51	23	3	101	80	66	8	2	2	14	211
		Pending at End	73	63	5	130	35	29	4	0	0	34	89
		Inventory (+ or −) ...	−14	+12	+1	+35	−49	+2	−4	0	−1	+8	+3
		% Pending More Than 12 mos	64%	60%	40%	62%	51%	21%	50%	0	0	74%	38%
15th ...	Ogle	Pending at Start	62	36	4	54	49	18	2	12	0	0	116
		Filed	31	32	5	175	38	28	3	44	2	6	231
		Reinstated	1	2	0	1	4	0	1	0	0	0	3
		Transferred	+7	−7	0	0	—	—	—	—	—	—	—
		Net Added	39	27	5	176	42	28	4	44	2	6	234
		Disposed of	34	35	3	170	43	34	2	19	2	6	261
		Pending at End	67	28	6	60	48	12	4	37	0	0	89
		Inventory (+ or −) ...	+5	−8	+2	+6	−1	−6	+2	+25	0	0	−27
		% Pending More Than 12 mos	55%	21%	50%	8%	52%	67%	50%	8%	0	0	7%
15th ...	Stephenson	Pending at Start	67	28	4	79	50	28	0	13	0	0	140
		Filed	46	45	8	177	30	33	11	21	1	7	217
		Reinstated	1	0	0	0	0	0	8	0	0	0	0
		Transferred	+6	−6	+8	−7	—	—	—	—	—	—	—
		Net Added	53	39	16	170	30	33	19	21	1	7	217
		Disposed of	39	29	10	186	59	38	11	19	1	7	237
		Pending at End	81	38	10	63	21	23	8	15	0	0	120
		Inventory (+ or −) ...	+14	+10	+6	−16	−29	−5	+8	+2	0	0	−20
		% Pending More Than 12 mos	42%	26%	50%	15%	48%	48%	0	60%	0	0	11%
15th ...	Circuit Total	Pending at Start	259	220	18	328	277	118	16	106	2	28	450
		Filed	120	160	18	557	173	184	26	116	4	37	849
		Reinstated	9	6	0	16	8	2	9	0	0	0	4
		Transferred	+17	−13	+8	−10	—	—	—	—	—	—	—
		Net Added	146	153	26	563	181	186	35	116	4	37	853
		Disposed of	143	125	21	531	247	182	25	100	5	30	882
		Pending at End*	262	242	26	356	203	114	25	122	1	37	422
		Inventory (+ or −) ...	+3	+22	+8	+28	−74	−4	+9	+16	−1	+9	−28
		% Pending More Than 12 mos	55%	55%	48%	41%	51%	39%	36%	56%	100%	70%	23%
16th ...	DeKalb	Pending at Start	220	64	40	162	80	49	16	25	0	1	254
		Filed	82	68	20	272	58	85	5	15	0	16	375
		Reinstated	0	41	0	5	1	0	0	0	0	0	3
		Transferred	0	0	0	0	—	—	—	—	—	—	—
		Net Added	82	109	20	277	59	85	5	15	0	16	378
		Disposed of	97	95	39	289	81	65	4	33	0	16	372
		Pending at End	205	78	21	160	58	69	17	7	0	1	260
		Inventory (+ or −) ...	−15	+14	−19	−2	−22	+20	+1	−18	0	0	+6
		% Pending More Than 12 mos	64%	47%	33%	41%	52%	46%	82%	43%	0	0	30%

*"Pending at End" figures are adjusted due to physical inventories taken by the Clerks of the Circuit Court staff.

Family	Juvenile	Felony	Misdemeanors	Small Claims	Probate	Ordinance Violations	Traffic Violations	Conservation Violations	Total		County	Circuit
42	28	43	64	90	318	—	—	—	884	..... Pending at Start	..... Jo Daviess	... 15th
53	18	98	381	287	96	540	3,986	235	6,038	..... Filed		
0	0	0	0	0	0	0	0	0	0	..... Reinstated		
—	—	−41	+41	0	—	—	—	—	0	..... Transferred		
53	18	57	422	287	96	540	3,986	235	6,038	..... Net Added		
54	5	66	387	283	67	445	3,760	217	5,613	..... Disposed of		
39	36	54	84	92	347	—	—	—	952	..... Pending at End		
−3	+8	+11	+20	+2	+29	—	—	—	+68	... Inventory (+ or −)		
29%	61%	26%	1%	9%	77%	—	—	—	45%	% Pending More ..... Than 12 mos		
96	36	124	432	396	667	—	—	—	2,220	..... Pending at Start	..... Lee	... 15th
126	133	377	1,171	969	170	70	9,077	29	12,649	..... Filed		
0	0	5	1	491	1	0	0	0	531	..... Reinstated		
—	—	−78	+78	−1	—	—	—	—	0	..... Transferred		
126	133	304	1,250	1,459	171	70	9,077	29	13,180	..... Net Added		
148	142	327	1,118	1,375	101	23	8,730	30	12,555	..... Disposed of		
70	27	87	402	495	737	—	—	—	2,280	..... Pending at End		
−26	−9	−37	−30	+99	+70	—	—	—	+60	... Inventory (+ or −)		
46%	44%	8%	38%	48%	81%	—	—	—	57%	% Pending More ..... Than 12 mos		
64	40	41	253	118	272	—	—	—	1,141	..... Pending at Start	..... Ogle	... 15th
186	78	161	405	530	152	415	5,386	128	8,036	..... Filed		
0	0	1	0	6	5	0	0	1	25	..... Reinstated		
—	—	0	0	0	—	—	—	—	0	..... Transferred		
186	78	162	405	536	157	415	5,386	129	8,061	..... Net Added		
204	86	113	384	559	123	372	5,328	99	7,877	..... Disposed of		
46	32	90	274	95	306	—	—	—	1,194	..... Pending at End		
−18	−8	+49	+21	−23	+34	—	—	—	+53	... Inventory (+ or −)		
20%	22%	13%	38%	16%	58%	—	—	—	35%	% Pending More ..... Than 12 mos		
213	67	121	339	243	755	—	—	—	2,147	..... Pending at Start	..... Stephenson	... 15th
239	118	353	1,212	1,104	195	672	9,432	68	13,989	..... Filed		
0	0	1	0	5	1	0	0	0	16	..... Reinstated		
—	—	0	0	−1	—	—	—	—	0	..... Transferred		
239	118	354	1,212	1,108	196	672	9,432	68	14,005	..... Net Added		
304	138	324	1,208	1,036	175	303	3,906	20	8,050	..... Disposed of		
148	47	151	393	302	877	—	—	—	2,297	..... Pending at End		
−65	−20	+30	+54	+59	+122	—	—	—	+150	... Inventory (+ or −)		
59%	17%	4%	8%	34%	82%	—	—	—	88%	% Pending More ..... Than 12 mos		
468	187	370	1,203	949	2,352	—	—	—	7,351	..... Pending at Start	..... Circuit Total	... 15th
647	388	1,068	3,395	3,028	690	1,744	29,979	623	43,806	..... Filed		
0	0	7	1	502	7	0	0	1	572	..... Reinstated		
—	—	−119	+119	−2	—	—	—	—	0	..... Transferred		
647	388	956	3,515	3,528	697	1,744	29,979	624	44,378	..... Net Added		
757	417	917	3,307	3,388	572	1,196	24,026	523	37,394	..... Disposed of		
352	153	415	1,284	1,089	2,578	—	—	—	7,681	..... Pending at End		
−116	−34	+45	+81	+140	+226	—	—	—	+330	... Inventory (+ or −)		
48%	34%	9%	27%	41%	78%	—	—	—	62%	% Pending More ..... Than 12 mos		
94	56	246	663	367	564	—	—	—	2,901	..... Pending at Start	..... DeKalb	... 16th
183	164	326	1,823	1,104	208	489	13,241	147	18,681	..... Filed		
0	0	0	0	1	0	0	0	0	51	..... Reinstated		
—	—	0	0	0	—	—	—	—	0	..... Transferred		
183	164	326	1,823	1,105	208	489	13,241	147	18,732	..... Net Added		
173	167	249	1,353	1,058	178	365	12,600	134	17,368	..... Disposed of		
104	53	324	1,066	414	584	—	—	—	3,421	..... Pending at End		
+10	−3	+78	+403	+47	+20	—	—	—	+520	... Inventory (+ or −)		
50%	15%	40%	59%	33%	74%	—	—	—	52%	% Pending More ..... Than 12 mos		

Circuit	County		Law Over $15,000		Law $15,000 or less		Chancery	Miscellaneous Remedy	Eminent Domain	Tax	Municipal Corporations	Mental Health	Dissolution of Marriage
			Jury	Non-Jury	Jury	Non-Jury							
16th ...	Kane	Pending at Start	961	563	49	857	342	164	16	188	8	175	922
		Filed	597	453	53	4,149	402	415	23	215	8	1,195	2,075
		Reinstated	28	12	5	105	14	4	0	3	0	0	0
		Transferred	+11	−11	+40	−40	—	—	—	—	—	—	—
		Net Added	636	454	98	4,214	416	419	23	218	8	1,195	2,075
		Disposed of	638	517	46	4,009	364	336	16	192	9	1,031	1,895
		Pending at End	895	450	60	955	311	196	19	125	7	323	1,123
		Inventory (+ or −) ...	−66	−113	+11	+98	−31	+32	+3	−63	−1	+148	+201
		% Pending More Than 12 mos	50%	42%	34%	13%	25%	20%	30%	11%	50%	72%	13%
16th ...	Kendall	Pending at Start	51	28	5	69	31	14	7	6	1	0	104
		Filed	31	28	0	156	37	25	1	4	1	1	189
		Reinstated	0	1	1	0	0	0	0	0	0	0	2
		Transferred	+4	−3	+1	−2	—	—	—	—	—	—	—
		Net Added	35	26	2	154	37	25	1	4	1	1	191
		Disposed of	45	24	4	185	49	24	6	9	1	1	209
		Pending at End	41	30	3	38	19	15	2	1	1	0	86
		Inventory (+ or −) ...	−10	+2	−2	−31	−12	+1	−5	−5	0	0	−18
		% Pending More Than 12 mos	34%	43%	67%	13%	5%	13%	50%	0	0	0	10%
16th ...	Circuit Total	Pending at Start	1,232	655	94	1,088	453	227	39	219	9	176	1,280
		Filed	710	549	73	4,577	497	525	29	234	9	1,212	2,639
		Reinstated	28	54	6	110	15	4	0	3	0	0	5
		Transferred	+15	−14	+41	−42	—	—	—	—	—	—	—
		Net Added	753	589	120	4,645	512	529	29	237	9	1,212	2,644
		Disposed of	780	636	89	4,483	494	425	26	234	10	1,048	2,476
		Pending at End*	1,141	558	84	1,153	388	280	38	133	8	324	1,469
		Inventory (+ or −) ...	−91	−97	−10	+65	−65	+53	−1	−86	−1	+148	+189
		% Pending More Than 12 mos	52%	43%	35%	17%	28%	26%	54%	13%	43%	71%	16%
17th ...	Boone	Pending at Start	52	25	2	76	47	14	3	0	0	5	127
		Filed	18	36	2	211	27	31	0	1	0	0	203
		Reinstated	0	0	0	1	0	0	0	0	0	0	0
		Transferred	+3	−3	+2	−2	—	—	—	—	—	—	—
		Net Added	21	33	4	210	27	31	0	1	0	0	203
		Disposed of	21	23	1	200	21	29	2	0	0	5	205
		Pending at End	52	35	5	86	53	16	1	1	0	0	119
		Inventory (+ or −) ...	0	+10	+3	+10	+6	+2	−2	+1	0	−5	−8
		% Pending More Than 12 mos	63%	23%	20%	27%	64%	56%	100%	0	0	0	30%
17th ...	Winnebago	Pending at Start	906	433	45	1,857	412	207	9	141	1	5	1,594
		Filed	352	298	8	2,453	366	188	6	150	2	331	1,690
		Reinstated	0	1	0	11	1	0	0	0	0	0	2
		Transferred	+40	−40	+4	−4	—	—	—	—	—	—	—
		Net Added	392	259	12	2,460	367	188	6	150	2	331	1,692
		Disposed of	335	320	29	2,725	448	193	10	198	2	334	1,771
		Pending at End	863	411	42	1,628	356	201	4	84	0	2	1,431
		Inventory (+ or −) ...	−43	−22	−3	−229	−56	−6	−5	−57	−1	−3	−163
		% Pending More Than 12 mos	60%	48%	71%	47%	46%	50%	50%	57%	0	0	36%
17th ...	Circuit Total	Pending at Start	958	458	47	1,933	459	221	12	141	1	10	1,721
		Filed	370	334	10	2,664	393	219	6	151	2	331	1,893
		Reinstated	0	1	0	12	1	0	0	0	0	0	2
		Transferred	+43	−43	+6	−6	—	—	—	—	—	—	—
		Net Added	413	292	16	2,670	394	219	6	151	2	331	1,895
		Disposed of	356	343	30	2,925	469	222	12	198	2	339	1,976
		Pending at End*	915	446	47	1,714	409	217	5	85	0	2	1,550
		Inventory (+ or −) ...	−43	−12	0	−219	−50	−4	−7	−56	−1	−8	−171
		% Pending More Than 12 mos	60%	46%	66%	46%	49%	50%	60%	56%	0	0	36%

*"Pending at End" figures are adjusted due to physical inventories taken by the Clerks of the Circuit Court staff.

Family	Juvenile	Felony	Misdemeanors	Small Claims	Probate	Ordinance Violations	Traffic Violations	Conservation Violations	Total		County	Circuit
1,786	386	598	1,309	1,884	1,445	—	—	—	11,653	..... Pending at Start	..... Kane	... 16th
1,110	547	1,492	5,838	7,482	703	5,322	68,625	119	100,823	..... Filed		
0	0	0	0	192	3	0	0	0	366	..... Reinstated		
—	—	−75	+75	0	—	—	—	—	0	..... Transferred		
1,110	547	1,417	5,913	7,674	706	5,322	68,625	119	101,189	..... Net Added		
784	479	820	5,072	7,161	711	5,043	62,193	103	91,419	..... Disposed of		
1,872	488	1,248	2,290	2,361	1,425	—	—	—	14,148	..... Pending at End		
+86	+102	+650	+981	+477	−20	—	—	—	+2,495	... Inventory (+ or −)		
63%	40%	20%	4%	16%	56%	—	—	—	30%	% Pending More ..... Than 12 mos		
35	32	53	151	92	100	—	—	—	779	..... Pending at Start	..... Kendall	... 16th
65	59	106	339	232	81	66	9,139	124	10,684	..... Filed		
0	0	6	11	3	2	0	0	0	26	..... Reinstated		
—	—	−8	+8	0	—	—	—	—	0	..... Transferred		
65	59	104	358	235	83	66	9,139	124	10,710	..... Net Added		
78	72	85	407	274	77	47	9,373	108	11,078	..... Disposed of		
22	19	72	102	53	106	—	—	—	610	..... Pending at End		
−13	−13	+19	−49	−39	+6	—	—	—	−169	... Inventory (+ or −)		
5%	16%	7%	23%	0	42%	—	—	—	20%	% Pending More ..... Than 12 mos		
1,915	474	897	2,123	2,343	2,109	—	—	—	15,333	..... Pending at Start	..... Circuit Total	... 16th
1,358	770	1,924	8,000	8,818	992	5,877	91,005	390	130,188	..... Filed		
0	0	6	11	196	5	0	0	0	443	..... Reinstated		
—	—	−83	+83	0	—	—	—	—	0	..... Transferred		
1,358	770	1,847	8,094	9,014	997	5,877	91,005	390	130,631	..... Net Added		
1,035	718	1,154	6,832	8,493	966	5,455	84,166	345	119,865	..... Disposed of		
1,998	560	1,644	3,458	2,828	2,115	—	—	—	18,179	..... Pending at End		
+83	+86	+747	+1,335	+485	+6	—	—	—	+2,846	... Inventory (+ or −)		
62%	37%	24%	23%	19%	61%	—	—	—	34%	% Pending More ..... Than 12 mos		
42	126	64	264	147	287	—	—	—	1,281	..... Pending at Start	..... Boone	... 17th
98	74	163	753	384	88	331	8,350	27	10,797	..... Filed		
0	0	2	0	0	0	0	0	0	3	..... Reinstated		
—	—	0	0	0	—	—	—	—	0	..... Transferred		
98	74	165	753	384	88	331	8,350	27	10,800	..... Net Added		
98	49	134	766	414	151	324	8,166	24	10,633	..... Disposed of		
46	151	93	218	154	225	—	—	—	1,255	..... Pending at End		
+4	+25	+29	−46	+7	−62	—	—	—	−26	... Inventory (+ or −)		
35%	62%	10%	42%	16%	68%	—	—	—	42%	% Pending More ..... Than 12 mos		
3,417	319	772	5,822	4,232	3,287	—	—	—	23,459	..... Pending at Start	..... Winnebago	... 17th
1,738	556	1,575	8,578	4,987	695	1,037	46,630	230	71,870	..... Filed		
0	0	2	0	0	3	0	0	0	20	..... Reinstated		
—	—	−335	+335	0	—	—	—	—	0	..... Transferred		
1,738	556	1,242	8,913	4,987	698	1,037	46,630	230	71,890	..... Net Added		
1,154	451	1,200	8,527	5,790	1,336	1,273	48,558	249	74,903	..... Disposed of		
4,001	424	785	6,237	3,429	2,649	—	—	—	22,547	..... Pending at End		
+584	+105	+13	+415	−803	−638	—	—	—	−912	... Inventory (+ or −)		
73%	31%	21%	44%	54%	77%	—	—	—	54%	% Pending More ..... Than 12 mos		
3,459	445	836	6,086	4,379	3,574	—	—	—	24,740	..... Pending at Start	..... Circuit Total	... 17th
1,836	630	1,738	9,331	5,371	783	1,368	54,980	257	82,667	..... Filed		
0	0	4	0	0	3	0	0	0	23	..... Reinstated		
—	—	−335	+335	0	—	—	—	—	0	..... Transferred		
1,836	630	1,407	9,666	5,371	786	1,368	54,980	257	82,690	..... Net Added		
1,252	500	1,334	9,293	6,204	1,487	1,597	56,724	273	85,536	..... Disposed of		
4,047	575	878	6,455	3,583	2,874	—	—	—	23,802	..... Pending at End		
+588	+130	+42	+369	−796	−700	—	—	—	−938	... Inventory (+ or −)		
72%	39%	19%	44%	52%	76%	—	—	—	53%	% Pending More ..... Than 12 mos		

Circuit	County		Law Over $15,000		Law $15,000 or less		Chancery	Miscellaneous Remedy	Eminent Domain	Tax	Municipal Corporations	Mental Health	Dissolution of Marriage
			Jury	Non-Jury	Jury	Non-Jury							
18th ...	DuPage	Pending at Start	1,526	735	216	1,996	943	327	115	824	12	9	1,915
		Filed	920	1,478	95	6,262	910	792	275	3,511	12	107	3,484
		Reinstated	128	108	6	110	72	6	6	153	0	0	231
		Transferred	+1,009	−1,009	+215	−215	—	—	—	—	—	—	—
		Net Added	2,057	577	316	6,157	982	798	281	3,664	12	107	3,715
		Disposed of	1,899	520	323	6,130	1,008	752	167	3,644	13	102	3,618
		Pending at End	1,684	792	209	2,023	917	373	229	844	11	14	2,012
		Inventory (+ or −) ...	+158	+57	−7	+27	−26	+46	+114	+20	−1	+5	+97
		% Pending More Than 12 mos	35%	20%	31%	22%	39%	47%	21%	64%	82%	36%	15%
18th ...	Circuit Total	Pending at Start	1,526	735	216	1,996	943	327	115	824	12	9	1,915
		Filed	920	1,478	95	6,262	910	792	275	3,511	12	107	3,484
		Reinstated	128	108	6	110	72	6	6	153	0	0	231
		Transferred	+1,009	−1,009	+215	−215	—	—	—	—	—	—	—
		Net Added	2,057	577	316	6,157	982	798	281	3,664	12	107	3,715
		Disposed of	1,899	520	323	6,130	1,008	752	167	3,644	13	102	3,618
		Pending at End*	1,684	792	209	2,023	917	373	229	844	11	14	2,012
		Inventory (+ or −) ...	+158	+57	−7	+27	−26	+46	+114	+20	−1	+5	+97
		% Pending More Than 12 mos	35%	20%	31%	22%	39%	47%	21%	64%	82%	36%	15%
19th ...	Lake	Pending at Start	1,146	481	129	1,083	651	247	68	118	6	0	1,060
		Filed	683	931	86	3,545	773	714	83	5	14	36	2,697
		Reinstated	195	95	42	271	60	23	21	1	1	0	106
		Transferred	+393	−393	+113	−113	—	—	—	—	—	—	—
		Net Added	1,271	633	241	3,703	833	737	104	6	15	36	2,803
		Disposed of	1,269	639	243	3,696	753	666	85	3	13	36	2,768
		Pending at End	1,148	475	127	1,010	731	318	87	121	8	0	1,095
		Inventory (+ or −) ...	+2	−6	−2	+7	+80	+71	+19	+3	+2	0	+35
		% Pending More Than 12 mos	30%	12%	15%	6%	27%	31%	11%	97%	13%	0	6%
19th ...	McHenry	Pending at Start	395	148	51	370	222	53	41	19	1	2	462
		Filed	225	155	37	814	230	124	13	6	5	6	1,050
		Reinstated	14	7	0	11	4	1	0	1	0	0	3
		Transferred	−3	+3	0	0	—	—	—	—	—	—	—
		Net Added	236	165	37	825	234	125	13	7	5	6	1,053
		Disposed of	245	176	35	832	262	98	25	6	2	3	994
		Pending at End	382	141	53	363	194	80	29	20	4	5	521
		Inventory (+ or −) ...	−13	−7	+2	−7	−28	+27	−12	+1	+3	+3	+59
		% Pending More Than 12 mos	45%	36%	45%	23%	37%	31%	62%	70%	25%	40%	15%
19th ...	Circuit Total	Pending at Start	1,541	629	180	1,373	873	300	109	137	7	2	1,522
		Filed	908	1,086	123	4,359	1,003	838	96	11	19	42	3,747
		Reinstated	209	102	42	282	64	24	21	2	1	0	109
		Transferred	+390	−390	+113	−113	—	—	—	—	—	—	—
		Net Added	1,507	798	278	4,528	1,067	862	117	13	20	42	3,856
		Disposed of	1,514	815	278	4,528	1,015	764	110	9	15	39	3,762
		Pending at End*	1,530	616	180	1,373	925	398	116	141	12	5	1,616
		Inventory (+ or −) ...	−11	−13	0	0	+52	+98	+7	+4	+5	+3	+94
		% Pending More Than 12 mos	34%	18%	24%	11%	29%	31%	24%	93%	17%	40%	9%
20th ...	Monroe	Pending at Start	34	15	6	39	26	6	1	5	1	1	49
		Filed	24	32	3	49	24	27	0	4	6	0	70
		Reinstated	0	0	0	0	0	0	0	0	0	0	0
		Transferred	+1	−1	0	0	—	—	—	—	—	—	—
		Net Added	25	31	3	49	24	27	0	4	6	0	70
		Disposed of	22	25	6	64	24	28	0	4	6	0	82
		Pending at End	37	19	3	24	26	5	1	5	1	1	37
		Inventory (+ or −) ...	+3	+4	−3	−15	0	−1	0	0	0	0	−12
		% Pending More Than 12 mos	35%	37%	67%	42%	46%	40%	100%	60%	0	100%	30%

*"Pending at End" figures are adjusted due to physical inventories taken by the Clerks of the Circuit Court staff.

Family	Juvenile	Felony	Misdemeanors	Small Claims	Probate	Ordinance Violations	Traffic Violations	Conservation Violations	Total		County	Circuit
1,354	433	783	2,899	2,851	1,330	—	—	—	18,268	..... Pending at Start	..... DuPage	... 18th
1,494	897	2,553	9,567	9,608	1,227	18,950	161,336	20	223,498	..... Filed		
4	0	1,104	5,017	129	12	6,730	17,779	0	31,595	..... Reinstated		
—	—	0	0	0	—	—	—	—	0	..... Transferred		
1,498	897	3,657	14,584	9,737	1,239	25,680	179,115	20	255,093	..... Net Added		
1,497	822	3,609	14,745	8,878	1,052	22,072	169,255	22	240,128	..... Disposed of		
1,355	508	846	2,734	3,710	1,517	—	—	—	19,778	..... Pending at End		
+1	+75	+63	−165	+859	+187	—	—	—	+1,510	... Inventory (+ or −)		
50%	27%	10%	38%	8%	47%	—	—	—	29%	% Pending More ..... Than 12 mos		
1,354	433	783	2,899	2,851	1,330	—	—	—	18,268	..... Pending at Start	..... Circuit Total	... 18th
1,494	897	2,553	9,567	9,608	1,227	18,950	161,336	20	223,498	..... Filed		
4	0	1,104	5,017	129	12	6,730	17,779	0	31,595	..... Reinstated		
—	—	0	0	0	—	—	—	—	0	..... Transferred		
1,498	897	3,657	14,584	9,737	1,239	25,680	179,115	20	255,093	..... Net Added		
1,497	822	3,609	14,745	8,878	1,052	22,072	169,255	22	240,128	..... Disposed of		
1,355	508	846	2,734	3,710	1,517	—	—	—	19,778	..... Pending at End		
+1	+75	+63	−165	+859	+187	—	—	—	+1,510	... Inventory (+ or −)		
50%	27%	10%	38%	8%	47%	—	—	—	29%	% Pending More ..... Than 12 mos		
901	106	582	881	1,770	2,906	—	—	—	12,055	..... Pending at Start	..... Lake	... 19th
2,177	370	2,353	3,759	6,676	1,027	14,378	129,142	723	170,172	..... Filed		
13	0	387	657	84	21	0	0	0	1,977	..... Reinstated		
—	—	−443	+443	0	—	—	—	—	0	..... Transferred		
2,190	370	2,297	4,859	6,760	1,048	14,378	129,142	723	172,149	..... Net Added		
1,862	313	2,175	4,759	6,904	681	11,179	123,536	798	162,378	..... Disposed of		
1,229	163	704	981	1,626	3,273	—	—	—	13,096	..... Pending at End		
+328	+57	+122	+100	−144	+367	—	—	—	+1,041	... Inventory (+ or −)		
50%	3%	3%	14%	3%	73%	—	—	—	32%	% Pending More ..... Than 12 mos		
90	52	227	792	811	805	—	—	—	4,541	..... Pending at Start	..... McHenry	... 19th
335	195	931	2,704	2,696	345	3,341	40,400	348	53,960	..... Filed		
1	2	0	1	70	0	0	0	0	115	..... Reinstated		
—	—	−131	+131	0	—	—	—	—	0	..... Transferred		
336	197	800	2,836	2,766	345	3,341	40,400	348	54,075	..... Net Added		
324	173	813	2,604	2,924	310	2,470	44,013	410	56,719	..... Disposed of		
102	76	205	1,033	653	840	—	—	—	4,701	..... Pending at End		
+12	+24	−22	+241	−158	+35	—	—	—	+160	... Inventory (+ or −)		
25%	34%	31%	26%	4%	70%	—	—	—	32%	% Pending More ..... Than 12 mos		
991	158	809	1,673	2,581	3,711	—	—	—	16,596	..... Pending at Start	..... Circuit Total	... 19th
2,512	565	3,284	6,463	9,372	1,372	17,719	169,542	1,071	224,132	..... Filed		
14	2	387	658	154	21	0	0	0	2,092	..... Reinstated		
—	—	−574	+574	0	—	—	—	—	0	..... Transferred		
2,526	567	3,097	7,695	9,526	1,393	17,719	169,542	1,071	226,224	..... Net Added		
2,186	486	2,988	7,363	9,828	991	13,649	167,549	1,208	219,097	..... Disposed of		
1,331	239	909	2,014	2,279	4,113	—	—	—	17,797	..... Pending at End		
+340	+81	+100	+341	−302	+402	—	—	—	+1,201	... Inventory (+ or −)		
48%	13%	15%	20%	3%	73%	—	—	—	32%	% Pending More ..... Than 12 mos		
9	13	18	51	81	171	—	—	—	526	..... Pending at Start	..... Monroe	... 20th
40	41	74	217	184	81	55	2,020	39	2,990	..... Filed		
0	0	0	0	0	0	0	0	0	0	..... Reinstated		
—	—	−1	+1	0	—	—	—	—	0	..... Transferred		
40	41	73	218	184	81	55	2,020	39	2,990	..... Net Added		
34	44	61	214	186	82	49	2,096	31	3,058	..... Disposed of		
15	10	30	55	79	170	—	—	—	518	..... Pending at End		
+6	−3	+12	+4	−2	−1	—	—	—	−8	... Inventory (+ or −)		
33%	10%	13%	27%	43%	64%	—	—	—	44%	% Pending More ..... Than 12 mos		

Circuit	County		Law Over $15,000		Law $15,000 or less		Chancery	Miscellaneous Remedy	Eminent Domain	Tax	Municipal Corporations	Mental Health	Dissolution of Marriage
			Jury	Non-Jury	Jury	Non-Jury							
20th ...	Perry	Pending at Start	64	75	0	129	80	22	0	33	0	0	118
		Filed	18	18	1	63	22	21	0	12	0	0	113
		Reinstated	0	0	0	0	0	0	0	0	0	0	0
		Transferred	0	0	0	0	—	—	—	—	—	—	—
		Net Added	18	18	1	63	22	21	0	12	0	0	113
		Disposed of	20	17	1	52	24	21	0	12	0	0	109
		Pending at End	62	76	0	140	78	22	0	33	0	0	122
		Inventory (+ or −) ...	−2	+1	0	+11	−2	0	0	0	0	0	+4
		% Pending More Than 12 mos	76%	84%	0	76%	84%	50%	0	93%	0	0	59%
20th ...	Randolph	Pending at Start	92	51	2	84	65	77	5	13	3	14	233
		Filed	24	37	0	101	28	68	0	7	0	260	198
		Reinstated	2	0	0	0	0	0	0	0	0	0	1
		Transferred	+5	−5	+2	−2	—	—	—	—	—	—	—
		Net Added	31	32	2	99	28	68	0	7	0	260	199
		Disposed of	38	21	3	83	28	57	1	4	0	258	175
		Pending at End	85	62	1	100	65	88	4	16	3	16	257
		Inventory (+ or −) ...	−7	+11	−1	+16	0	+11	−1	+3	0	+2	+24
		% Pending More Than 12 mos	74%	68%	0	69%	82%	70%	100%	75%	100%	0	72%
20th ...	St. Clair	Pending at Start	2,043	676	62	465	499	384	39	1,881	0	0	938
		Filed	472	662	41	2,818	540	303	1	415	0	0	1,701
		Reinstated	4	2	0	3	1	2	0	0	0	0	0
		Transferred	+278	−278	+45	−45	—	—	—	—	—	—	—
		Net Added	754	386	86	2,776	541	305	1	415	0	0	1,701
		Disposed of	901	354	65	2,359	552	349	2	1,086	0	0	1,578
		Pending at End	1,848	554	73	638	451	293	26	1,162	0	0	1,011
		Inventory (+ or −) ...	−195	−122	+11	+173	−48	−91	−13	−719	0	0	+73
		% Pending More Than 12 mos	66%	52%	54%	13%	41%	34%	85%	65%	0	0	38%
20th ...	Washington	Pending at Start	29	17	1	23	27	5	0	3	0	0	32
		Filed	17	10	1	15	17	13	0	3	0	0	61
		Reinstated	0	0	0	0	0	0	0	0	0	0	0
		Transferred	0	0	0	0	—	—	—	—	—	—	—
		Net Added	17	10	1	15	17	13	0	3	0	0	61
		Disposed of	17	11	0	11	29	11	0	1	0	0	59
		Pending at End	29	16	2	27	15	7	0	5	0	0	34
		Inventory (+ or −) ...	0	−1	+1	+4	−12	+2	0	+2	0	0	+2
		% Pending More Than 12 mos	59%	69%	50%	63%	53%	14%	0	60%	0	0	29%
20th ...	Circuit Total	Pending at Start	2,262	834	71	740	697	494	45	1,935	4	15	1,370
		Filed	555	759	46	3,046	631	432	1	441	6	260	2,143
		Reinstated	6	2	0	3	1	2	0	0	0	0	1
		Transferred	+284	−284	+47	−47	—	—	—	—	—	—	—
		Net Added	845	477	93	3,002	632	434	1	441	6	260	2,144
		Disposed of	998	428	75	2,569	657	466	3	1,107	6	258	2,003
		Pending at End*	2,061	727	79	929	635	415	31	1,221	4	17	1,461
		Inventory (+ or −) ...	−201	−107	+8	+189	−62	−79	−14	−714	0	+2	+91
		% Pending More Than 12 mos	66%	56%	53%	30%	51%	43%	87%	66%	75%	6%	45%
21st ...	Iroquois	Pending at Start	72	56	23	101	88	58	6	6	1	0	118
		Filed	24	27	3	83	31	18	0	27	0	1	116
		Reinstated	0	0	0	0	0	0	0	0	0	0	0
		Transferred	0	0	0	0	—	—	—	—	—	—	—
		Net Added	24	27	3	83	31	18	0	27	0	1	116
		Disposed of	29	20	8	64	44	18	2	26	0	1	137
		Pending at End	72	53	18	120	75	58	4	7	1	0	97
		Inventory (+ or −) ...	0	−3	−5	+19	−13	0	−2	+1	0	0	−21
		% Pending More Than 12 mos	68%	71%	72%	72%	71%	85%	100%	38%	100%	0	36%

*"Pending at End" figures are adjusted due to physical inventories taken by the Clerks of the Circuit Court staff.

Family	Juvenile	Felony	Misdemeanors	Small Claims	Probate	Ordinance Violations	Traffic Violations	Conservation Violations	Total		County	Circuit
169	15	45	64	195	414	—	—	—	1,423	..... Pending at Start	..... Perry	... 20th
62	21	133	185	187	57	210	3,305	18	4,446	..... Filed		
0	0	0	0	0	0	0	0	0	0	..... Reinstated		
—	—	0	0	0	—	—	—	—	0	..... Transferred		
62	21	133	185	187	57	210	3,305	18	4,446	..... Net Added		
56	8	122	172	172	53	180	3,072	20	4,111	..... Disposed of		
175	28	56	77	210	418	—	—	—	1,497	..... Pending at End		
+6	+13	+11	+13	+15	+4	—	—	—	+74	... Inventory (+ or −)		
88%	27%	26%	50%	75%	87%	—	—	—	76%	% Pending More ..... Than 12 mos		
275	68	40	149	177	735	—	—	—	2,083	..... Pending at Start	..... Randolph	... 20th
68	51	100	361	440	123	170	3,361	106	5,503	..... Filed		
0	0	1	0	5	0	0	0	0	9	..... Reinstated		
—	—	0	0	0	—	—	—	—	0	..... Transferred		
68	51	101	361	445	123	170	3,361	106	5,512	..... Net Added		
49	34	90	321	410	102	169	3,266	71	5,180	..... Disposed of		
294	85	51	189	212	744	—	—	—	2,272	..... Pending at End		
+19	+17	+11	+40	+35	+9	—	—	—	+189	... Inventory (+ or −)		
87%	62%	8%	47%	31%	86%	—	—	—	70%	% Pending More ..... Than 12 mos		
5,262	245	265	7,347	3,047	3,811	—	—	—	26,964	..... Pending at Start	..... St. Clair	... 20th
2,163	650	1,005	6,882	6,273	944	2,117	52,402	123	79,512	..... Filed		
0	0	1	0	0	0	0	0	0	13	..... Reinstated		
—	—	−65	+65	0	—	—	—	—	0	..... Transferred		
2,163	650	941	6,947	6,273	944	2,117	52,402	123	79,525	..... Net Added		
4,699	660	870	6,239	4,879	1,319	1,708	48,526	120	76,266	..... Disposed of		
2,093	339	320	7,416	3,197	3,429	—	—	—	22,850	..... Pending at End		
−3,169	+94	+55	+69	+150	−382	—	—	—	−4,114	... Inventory (+ or −)		
71%	24%	6%	53%	22%	76%	—	—	—	52%	% Pending More ..... Than 12 mos		
13	20	14	36	31	281	—	—	—	532	..... Pending at Start	..... Washington	... 20th
18	25	66	150	161	79	10	2,476	50	3,172	..... Filed		
0	0	0	0	0	0	0	0	0	0	..... Reinstated		
—	—	0	0	0	—	—	—	—	0	..... Transferred		
18	25	66	150	161	79	10	2,476	50	3,172	..... Net Added		
15	24	55	160	163	81	7	2,182	50	2,876	..... Disposed of		
16	21	25	26	39	279	—	—	—	541	..... Pending at End		
+3	+1	+11	−10	+8	−2	—	—	—	+9	... Inventory (+ or −)		
63%	67%	13%	31%	5%	78%	—	—	—	60%	% Pending More ..... Than 12 mos		
5,728	361	382	7,647	3,531	5,412	—	—	—	31,528	..... Pending at Start	..... Circuit Total	... 20th
2,351	788	1,378	7,795	7,245	1,284	2,562	63,564	336	95,623	..... Filed		
0	0	2	0	5	0	0	0	0	22	..... Reinstated		
—	—	−66	+66	0	—	—	—	—	0	..... Transferred		
2,351	788	1,314	7,861	7,250	1,284	2,562	63,564	336	95,645	..... Net Added		
4,853	770	1,198	7,106	5,810	1,637	2,113	59,142	292	91,491	..... Disposed of		
2,593	483	482	7,763	3,737	5,040	—	—	—	27,678	..... Pending at End		
−3,135	+122	+100	+116	+206	−372	—	—	—	−3,850	... Inventory (+ or −)		
73%	32%	9%	53%	25%	78%	—	—	—	55%	% Pending More ..... Than 12 mos		
129	57	171	177	246	670	—	—	—	1,979	..... Pending at Start	..... Iroquois	... 21st
37	62	110	383	449	170	20	5,232	61	6,854	..... Filed		
0	0	0	0	0	0	0	0	0	0	..... Reinstated		
—	—	0	0	0	—	—	—	—	0	..... Transferred		
37	62	110	383	449	170	20	5,232	61	6,854	..... Net Added		
40	67	62	377	456	153	8	4,776	39	6,327	..... Disposed of		
131	52	219	183	239	682	—	—	—	2,011	..... Pending at End		
+2	−5	+48	+6	−7	+12	—	—	—	+32	... Inventory (+ or −)		
95%	38%	57%	42%	45%	80%	—	—	—	66%	% Pending More ..... Than 12 mos		

Circuit	County		Law Over $15,000		Law $15,000 or less		Chancery	Miscellaneous Remedy	Eminent Domain	Tax	Municipal Corporations	Mental Health	Dissolution of Marriage
			Jury	Non-Jury	Jury	Non-Jury							
21st ...	Kankakee	Pending at Start	368	219	79	316	323	139	7	116	0	0	488
		Filed	174	110	0	928	248	400	0	81	0	27	565
		Reinstated	0	0	0	0	0	0	2	0	0	0	0
		Transferred	+42	−42	+54	−54	—	—	—	—	—	—	—
		Net Added	216	68	54	874	248	400	2	81	0	27	565
		Disposed of	197	75	76	769	193	373	10	73	0	27	679
		Pending at End	387	212	57	421	378	166	6	124	0	0	374
		Inventory (+ or −) ...	+19	−7	−22	+105	+55	+27	−1	+8	0	0	−114
		% Pending More Than 12 mos	52%	75%	49%	54%	75%	45%	100%	73%	0	0	41%
21st ...	Circuit Total	Pending at Start	440	275	102	417	411	197	13	122	1	0	606
		Filed	198	137	3	1,011	279	418	0	108	0	28	681
		Reinstated	0	0	0	0	0	0	2	0	0	0	0
		Transferred	+42	−42	+54	−54	—	—	—	—	—	—	—
		Net Added	240	95	57	957	279	418	2	108	0	28	681
		Disposed of	226	95	84	833	237	391	12	99	0	28	816
		Pending at End*	459	265	75	541	453	224	10	131	1	0	471
		Inventory (+ or −) ...	+19	−10	−27	+124	+42	+27	−3	+9	0	0	−135
		% Pending More Than 12 mos	55%	75%	56%	57%	74%	55%	100%	71%	100%	0	40%
	Downstate Total ...	Pending at Start	20,000	9,649	1,516	16,715	11,077	5,490	838	5,299	189	442	19,342
		Filed	8,586	8,535	652	38,331	8,705	8,633	711	5,712	220	4,757	36,511
		Reinstated	551	329	73	744	200	86	43	166	1	0	481
		Transferred	+2,603	−2,584	+723	−738	—	—	—	—	—	—	—
		Net Added	11,740	6,280	1,448	38,337	8,905	8,719	754	5,878	221	4,757	36,992
		Disposed of	11,724	5,914	1,501	38,017	9,362	8,228	657	6,385	245	4,595	36,371
		Pending at End*	19,820	9,796	1,816	16,499	10,497	5,888	923	4,624	166	590	19,796
		Inventory (+ or −) ...	−180	+147	+300	−216	−580	+398	+85	−675	−23	+148	+454
		% Pending More Than 12 mos	56%	51%	49%	38%	49%	48%	46%	66%	52%	59%	31%
	Cook	Pending at Start	61,163	15,183	8,722	35,937	13,910	17,936	551	39,058	309	142	14,794
		Filed	4,656	20,036	985	42,182	11,954	2,813	208	51,463	35	5,205	23,940
		Reinstated	2,729	3,014	1,011	3,075	850	468	8	38	0	0	351
		Transferred	+12,476	−12,476	+6,597	−6,433	—	—	—	—	—	—	—
		Net Added	19,861	10,574	8,593	38,824	12,804	3,281	216	51,501	35	5,205	24,291
		Disposed of	21,286	11,382	6,750	33,494	12,598	4,022	259	19,946	32	5,272	21,501
		Pending at End	59,738	14,375	10,677	41,272	14,116	2,283	508	70,613	312	75	17,584
		Inventory (+ or −) ...	−1,425	−808	+1,955	+5,335	+206	−15,653	−43	+31,555	+3	−67	+2,790
		% Pending More Than 12 mos	**	**	**	**	**	**	**	**	**	**	**
	State Total	Pending at Start	81,163	24,832	10,238	52,652	24,987	23,426	1,389	44,357	498	584	34,136
		Filed	13,242	28,571	1,637	80,513	20,659	11,446	919	57,175	255	9,962	60,451
		Reinstated	3,280	3,343	1,084	3,819	1,050	554	51	204	1	0	832
		Transferred	+15,079	−15,060	+7,320	−7,171	—	—	—	—	—	—	—
		Net Added	31,601	16,854	10,041	77,161	21,709	12,000	970	57,379	256	9,962	61,283
		Disposed of	33,010	17,296	8,251	71,511	21,960	12,250	916	26,331	277	9,867	57,872
		Pending at End*	79,558	24,171	12,493	57,771	24,613	8,171	1,431	75,237	478	665	37,380
		Inventory (+ or −) ...	−1,605	−661	+2,255	+5,119	−374	−15,255	+42	+30,880	−20	+81	+3,244
		% Pending More Than 12 mos**	56%	51%	49%	38%	49%	48%	46%	66%	52%	59%	31%

*"Pending at End" figures are adjusted due to physical inventories taken by the Clerks of the Circuit Court staff.
#Ordinance and Conservation Violations are included in the Misdemeanor category for Cook County.
†Cook County Misdemeanors are counted by charges, not by cases.
**Not Available for Cook County.

Family	Juvenile	Felony	Misdemeanors	Small Claims	Probate	Ordinance Violations	Traffic Violations	Conservation Violations	Total		County	Circuit
235	198	296	944	1,268	2,780	—	—	—	7,776	..... Pending at Start	..... Kankakee	... 21st
494	165	683	2,431	3,233	399	224	13,959	173	24,294	..... Filed		
0	0	0	0	0	0	0	0	0	2	..... Reinstated		
—	—	−99	+99	0	—	—	—	—	0	..... Transferred		
494	165	584	2,530	3,233	399	224	13,959	173	24,296	..... Net Added		
511	314	438	1,948	3,643	230	193	13,691	188	23,628	..... Disposed of		
218	49	442	1,526	867	2,972	—	—	—	8,199	..... Pending at End		
−17	−149	+146	+582	−401	+192	—	—	—	+423	... Inventory (+ or −)		
50%	10%	11%	31%	5%	88%	—	—	—	55%	% Pending More ..... Than 12 mos		
364	255	467	1,121	1,514	3,450	—	—	—	9,755	..... Pending at Start	..... Circuit Total	... 21st
531	227	793	2,814	3,682	569	244	19,191	234	31,148	..... Filed		
0	0	0	0	0	0	0	0	0	2	..... Reinstated		
—	—	−99	+99	0	—	—	—	—	0	..... Transferred		
531	227	694	2,913	3,682	569	244	19,191	234	31,150	..... Net Added		
551	381	500	2,325	4,099	383	201	18,467	227	29,955	..... Disposed of		
349	101	661	1,709	1,106	3,654	—	—	—	10,210	..... Pending at End		
−15	−154	+194	+588	−408	+204	—	—	—	+455	... Inventory (+ or −)		
67%	25%	26%	32%	14%	87%	—	—	—	57%	% Pending More ..... Than 12 mos		
29,839	6,922	11,628	41,150	47,462	73,394	—	—	—	300,952	..... Pending at Start	..... Downstate Total	
26,341	11,300	29,040	93,074	124,013	19,885	87,880	1,201,135	9,154	1,723,175	..... Filed		
133	70	2,111	6,343	1,922	123	7,369	22,151	19	42,915	..... Reinstated		
—	—	−2,886	+2,886	−4	—	—	—	—	0	..... Transferred		
26,474	11,370	28,265	102,303	125,931	20,008	95,249	1,223,286	9,173	1,766,090	..... Net Added		
28,708	10,866	25,963	97,251	122,872	22,171	79,738	1,180,366	8,320	1,699,254	..... Disposed of		
26,642	7,555	14,132	45,253	49,329	71,043	—	—	—	304,369	..... Pending at End		
−3,197	+633	+2,504	+4,103	+1,867	−2,351	—	—	—	+3,417	... Inventory (+ or −)		
65%	38%	17%	36%	30%	76%	—	—	—	50%	% Pending More ..... Than 12 mos		
30,779	16,747	15,061	297,101†	116,129	23,634	—	—	—	707,156	..... Pending at Start	..... Cook	
38,657	22,390	25,168	344,411†	118,143	12,241	#	1,605,292	#	2,329,779	..... Filed		
16,744	18	4,848	54,996†	5,102	0	#	0	#	93,252	..... Reinstated		
—	—	0	0†	−164	—	#	—	#	0	..... Transferred		
55,401	22,408	30,016	399,407†	123,081	12,241	#	1,605,292	#	2,423,031	..... Net Added		
54,394	14,629	25,627	397,413†	107,883	11,627	#	1,791,742	#	2,539,857	..... Disposed of		
47,363	24,545	18,977	280,726†	132,213	24,253	#	—	#	759,630	..... Pending at End		
+16,584	+7,798	+3,916	−16,375†	+16,084	+619	—	—	—	+52,474	... Inventory (+ or −)		
**	**	**	**	**	**	—	—	—	**	% Pending More ..... Than 12 mos		
60,618	23,669	26,689	338,251†	163,591	97,028	—	—	—	1,008,108	..... Pending at Start	..... State Total	
64,998	33,690	54,208	437,485†	242,156	32,126	87,880	2,806,427	9,154	4,052,954	..... Filed		
16,877	88	6,959	61,339†	7,024	123	7,369	22,151	19	136,167	..... Reinstated		
—	—	−2,886	+2,886†	−168	—	—	—	—	0	..... Transferred		
81,875	33,778	58,281	501,710†	249,012	32,249	95,249	2,828,578	9,173	4,189,121	..... Net Added		
83,102	25,495	51,590	494,664†	230,755	33,798	79,738	2,972,108	8,320	4,239,111	..... Disposed of		
74,005	32,100	33,109	325,979†	181,542	95,296	—	—	—	1,063,999	..... Pending at End		
+13,387	+8,431	+6,420	−12,272†	+17,951	−1,732	—	—	—	+55,891	... Inventory (+ or −)		
65%	38%	17%	36%	30%	76%	—	—	—	50%	% Pending More ..... Than 12 mos		

SUMMARY REPORT ON LAW JURY CASES DISPOSED OF IN THE CIRCUIT COURTS OF ILLINOIS DURING 1988

Circuit	Total Law Jury Cases Disposed Of			Number of Law Jury Cases Terminated By Verdict			Average Time Elapsed in Months For Cases Terminated By Verdict
	Law Over $15,000	Law $15,000 or Less	Total	Law Over $15,000	Law $15,000 or Less	Total	
1st	350	21	371	19	0	19	26.0
2nd	320	15	335	19	0	19	28.1
3rd	837	171	1,008	32	5	37	35.2
4th	310	24	334	23	0	23	28.1
5th	271	13	284	23	0	23	32.1
6th	540	28	568	33	5	38	26.8
7th	298	41	339	25	0	25	37.3
8th	134	12	146	14	2	16	23.4
9th	144	24	168	9	1	10	29.7
10th	666	85	751	23	0	23	25.1
11th	323	24	347	18	0	18	33.1
12th	799	64	863	39	0	39	17.6
13th	411	42	453	13	2	15	21.9
14th	407	37	444	13	2	15	21.5
15th	143	21	164	11	0	11	31.1
16th	780	89	869	42	5	47	28.6
17th	356	30	386	17	0	17	37.2
18th	2,020	332	2,352	60	3	63	21.3
19th	1,514	278	1,792	63	6	69	22.6
20th	998	75	1,073	58	3	61	41.2
21st	226	84	310	7	0	7	32.4
Downstate Total	13,015	1,510	14,525	561	34	595	28.2
Cook County	21,286	6,735	28,021	511	495	1,006	49.1
State Total	34,301	8,245	42,546	1,072	529	1,601	41.3

SUMMARY REPORT ON LAW CASES TERMINATED BY VERDICT

	Cases Terminated By Verdict			
	Number of Verdicts Reached During the Period	Months Elapsed Between Date of Filing and Date of Verdict		
		Maximum	Minimum	Average
Downstate Total	595	99	1	28.2
Cook County	1,006	129	1	49.1
State Total	1,601	129	1	41.3

STATISTICAL REPORT ON LAW JURY CASES DISPOSED OF DURING 1988

Circuit	County	Law Jury Cases Disposed Of			Number of Law Jury Cases Terminated by Verdict			Time Lapse For All Law Jury Cases Terminated by Verdict										
																Average Time Lapse (Months)		
		Law Over $15,000	Law $15,000 or Less	Total	Law Over $15,000	Law $15,000 or Less	Total	Under 1 Year	1 Year to 1½ Years	1½ Years to 2 Years	2 Years to 2½ Years	2½ Years to 3 Years	3 Years to 3½ Years	3½ Years to 4 Years	Over 4 Years	Law Over $15,000	Law $15,000 or Less	Total
1st ...	Alexander	12	1	13	0	0	0	—	—	—	—	—	—	—	—	—	—	—
	Jackson	92	10	102	8	0	8	2	2	1	0	1	1	1	0	25.1	—	25.1
	Johnson	12	0	12	1	0	1	0	0	0	1	0	0	0	0	27.3	—	27.3
	Massac	11	0	11	0	0	0	—	—	—	—	—	—	—	—	—	—	—
	Pope	1	0	1	0	0	0	—	—	—	—	—	—	—	—	—	—	—
	Pulaski	10	0	10	0	0	0	—	—	—	—	—	—	—	—	—	—	—
	Saline	40	1	41	2	0	2	0	1	1	0	0	0	0	0	17.0	—	17.0
	Union	29	0	29	2	0	2	0	2	0	0	0	0	0	0	14.6	—	14.6
	Williamson	143	9	152	6	0	6	0	1	0	1	2	1	1	0	33.8	—	33.8
1st ...	Circuit Total	350	21	371	19	0	19	2	6	2	2	3	2	2	0	26.0	—	26.0
2nd ..	Crawford	21	2	23	0	0	0	—	—	—	—	—	—	—	—	—	—	—
	Edwards	4	0	4	2	0	2	0	0	0	1	1	0	0	0	30.0	—	30.0
	Franklin	97	0	97	6	0	6	1	3	0	0	1	0	1	0	21.8	—	21.8
	Gallatin	15	2	17	0	0	0	—	—	—	—	—	—	—	—	—	—	—
	Hamilton	5	0	5	0	0	0	—	—	—	—	—	—	—	—	—	—	—
	Hardin	7	0	7	0	0	0	—	—	—	—	—	—	—	—	—	—	—
	Jefferson	85	3	88	5	0	5	0	0	1	2	2	0	0	0	28.2	—	28.2
	Lawrence	23	1	24	0	0	0	—	—	—	—	—	—	—	—	—	—	—
	Richland	20	3	23	0	0	0	—	—	—	—	—	—	—	—	—	—	—
	Wabash	7	3	10	0	0	0	—	—	—	—	—	—	—	—	—	—	—
	Wayne	14	1	15	4	0	4	0	1	0	0	0	2	1	0	34.7	—	34.7
	White	22	0	22	2	0	2	0	0	0	1	1	0	0	0	31.6	—	31.6
2nd ..	Circuit Total	320	15	335	19	0	19	1	4	1	4	5	2	2	0	28.1	—	28.1
3rd ...	Bond	7	2	9	0	0	0	—	—	—	—	—	—	—	—	—	—	—
	Madison	830	169	999	32	5	37	0	4	1	7	6	4	3	7	38.0	17.5	35.2
3rd ...	Circuit Total	837	171	1,008	32	5	37	0	4	1	7	6	4	3	7	38.0	17.5	35.2
4th ...	Christian	39	4	43	1	0	1	0	0	0	0	0	0	0	1	54.1	—	54.1
	Clay	11	2	13	3	0	3	0	1	0	1	0	1	0	0	28.0	—	28.0
	Clinton	29	2	31	2	0	2	0	0	0	1	0	1	0	0	35.0	—	35.0
	Effingham	56	2	58	4	0	4	0	0	3	0	0	0	0	1	40.0	—	40.0
	Fayette	23	3	26	2	0	2	0	0	1	0	1	0	0	0	26.5	—	26.5
	Jasper	8	0	8	1	0	1	0	1	0	0	0	0	0	0	15.2	—	15.2
	Marion	97	4	101	9	0	9	2	2	1	3	0	0	1	0	21.3	—	21.3
	Montgomery	26	4	30	1	0	1	0	0	1	0	0	0	0	0	19.2	—	19.2
	Shelby	21	3	24	0	0	0	—	—	—	—	—	—	—	—	—	—	—
4th ...	Circuit Total	310	24	334	23	0	23	2	4	6	5	1	2	1	2	28.1	—	28.1
5th ...	Clark	9	1	10	2	0	2	1	0	0	0	1	0	0	0	23.0	—	23.0
	Coles	85	2	87	8	0	8	0	0	0	4	0	0	1	3	39.6	—	39.6
	Cumberland	9	0	9	0	0	0	—	—	—	—	—	—	—	—	—	—	—
	Edgar	16	2	18	1	0	1	0	0	1	0	0	0	0	0	21.0	—	21.0
	Vermilion	152	8	160	12	0	12	0	4	0	4	1	2	0	1	29.5	—	29.5
5th ...	Circuit Total	271	13	284	23	0	23	1	4	1	8	2	2	1	4	32.1	—	32.1
6th ...	Champaign	281	18	299	14	0	14	1	1	2	3	4	1	2	0	29.9	—	29.9
	DeWitt	17	2	19	1	0	1	0	1	0	0	0	0	0	0	17.0	—	17.0
	Douglas	18	1	19	0	0	0	—	—	—	—	—	—	—	—	—	—	—
	Macon	212	2	214	18	2	20	2	4	7	1	2	0	1	3	29.9	7.2	27.7
	Moultrie	10	3	13	0	1	1	1	0	0	0	0	0	0	0	—	9.4	9.4
	Piatt	2	2	4	0	2	2	2	0	0	0	0	0	0	0	—	10.4	10.4
6th ...	Circuit Total	540	28	568	33	5	38	6	6	9	4	6	1	3	3	29.5	8.9	26.8

STATISTICAL REPORT ON LAW JURY CASES DISPOSED OF DURING 1988

Circuit	County	Law Jury Cases Disposed Of			Number of Law Jury Cases Terminated by Verdict			Time Lapse For All Law Jury Cases Terminated by Verdict										
																Average Time Lapse (Months)		
		Law Over $15,000	Law $15,000 or Less	Total	Law Over $15,000	Law $15,000 or Less	Total	Under 1 Year	1 Year to 1½ Years	1½ Years to 2 Years	2 Years to 2½ Years	2½ Years to 3 Years	3 Years to 3½ Years	3½ Years to 4 Years	Over 4 Years	Law Over $15,000	Law $15,000 or Less	Total
7th ...	Greene	4	0	4	1	0	1	0	0	0	0	0	0	1	0	43.0	—	43.0
	Jersey	13	7	20	1	0	1	0	0	0	0	0	1	0	0	39.1	—	39.1
	Macoupin	30	4	34	0	0	0	—	—	—	—	—	—	—	—	—	—	—
	Morgan	27	8	35	3	0	3	0	0	1	2	0	0	0	0	24.3	—	24.3
	Sangamon	221	22	243	20	0	20	2	1	2	4	2	3	1	5	38.9	—	38.9
	Scott	3	0	3	0	0	0	—	—	—	—	—	—	—	—	—	—	—
7th ...	Circuit Total	298	41	339	25	0	25	2	1	3	6	2	4	2	5	37.3	—	37.3
8th ...	Adams	75	3	78	4	0	4	0	2	0	2	0	0	0	0	19.5	—	19.5
	Brown	4	2	6	0	0	0	—	—	—	—	—	—	—	—	—	—	—
	Calhoun	3	0	3	0	0	0	—	—	—	—	—	—	—	—	—	—	—
	Cass	9	2	11	6	2	8	2	2	0	1	2	0	0	1	25.8	24.0	25.4
	Mason	12	1	13	1	0	1	1	0	0	0	0	0	0	0	11.2	—	11.2
	Menard	9	1	10	0	0	0	—	—	—	—	—	—	—	—	—	—	—
	Pike	19	3	22	3	0	3	1	0	0	1	0	0	1	0	27.3	—	27.3
	Schuyler	3	0	3	0	0	0	—	—	—	—	—	—	—	—	—	—	—
8th ...	Circuit Total	134	12	146	14	2	16	4	4	0	4	2	0	1	1	23.2	24.0	23.4
9th ...	Fulton	33	4	37	2	0	2	0	0	0	1	1	0	0	0	26.0	—	26.0
	Hancock	9	2	11	0	0	0	—	—	—	—	—	—	—	—	—	—	—
	Henderson	2	0	2	0	0	0	—	—	—	—	—	—	—	—	—	—	—
	Knox	71	8	79	0	0	0	—	—	—	—	—	—	—	—	—	—	—
	McDonough	12	5	17	7	1	8	1	1	1	1	1	1	1	1	33.4	11.3	30.7
	Warren	17	5	22	0	0	0	—	—	—	—	—	—	—	—	—	—	—
9th ...	Circuit Total	144	24	168	9	1	10	1	1	1	2	2	1	1	1	31.8	11.3	29.7
10th ..	Marshall	11	4	15	2	0	2	0	1	0	0	0	0	0	1	33.0	—	33.0
	Peoria	477	57	534	18	0	18	2	3	5	2	3	2	0	1	25.0	—	25.0
	Putnam	10	1	11	0	0	0	—	—	—	—	—	—	—	—	—	—	—
	Stark	3	0	3	1	0	1	0	1	0	0	0	0	0	0	18.2	—	18.2
	Tazewell	165	23	188	2	0	2	0	0	2	0	0	0	0	0	22.1	—	22.1
10th ..	Circuit Total	666	85	751	23	0	23	2	5	7	2	3	2	0	2	25.1	—	25.1
11th ..	Ford	13	1	14	0	0	0	—	—	—	—	—	—	—	—	—	—	—
	Livingston	48	2	50	4	0	4	0	0	0	2	0	0	1	1	47.3	—	47.3
	Logan	21	3	24	0	0	0	—	—	—	—	—	—	—	—	—	—	—
	McLean	212	18	230	13	0	13	1	1	1	2	2	3	1	2	35.6	—	35.6
	Woodford	29	0	29	1	0	1	1	0	0	0	0	0	0	0	11.4	—	11.4
11th ..	Circuit Total	323	24	347	18	0	18	2	1	1	4	2	3	2	3	33.1	—	33.1
12th ..	Will	799	64	863	39	0	39	2	26	7	2	2	0	0	0	17.6	—	17.6
12th ..	Circuit Total	799	64	863	39	0	39	2	26	7	2	2	0	0	0	17.6	—	17.6
13th ..	Bureau	48	8	56	0	0	0	—	—	—	—	—	—	—	—	—	—	—
	Grundy	66	4	70	2	0	2	1	0	1	0	0	0	0	0	13.5	—	13.5
	LaSalle	297	30	327	11	2	13	3	3	3	2	0	1	0	1	25.2	12.0	23.2
13th ..	Circuit Total	411	42	453	13	2	15	4	3	4	2	0	1	0	1	23.4	12.0	21.9
14th ..	Henry	44	2	46	1	0	1	0	1	0	0	0	0	0	0	14.1	—	14.1
	Mercer	16	1	17	0	0	0	—	—	—	—	—	—	—	—	—	—	—
	Rock Island	243	34	277	11	2	13	3	4	3	0	1	0	0	2	24.8	10.9	21.8
	Whiteside	104	0	104	1	0	1	0	0	1	0	0	0	0	0	14.0	—	14.0
14th ..	Circuit Total	407	37	444	13	2	15	3	5	4	0	1	0	0	2	23.1	10.9	21.5

STATISTICAL REPORT ON LAW JURY CASES DISPOSED OF DURING 1988

Circuit	County	Law Jury Cases Disposed Of			Number of Law Jury Cases Terminated by Verdict			Time Lapse For All Law Jury Cases Terminated by Verdict										
																Average Time Lapse (Months)		
		Law Over $15,000	Law $15,000 or Less	Total	Law Over $15,000	Law $15,000 or Less	Total	Under 1 Year	1 Year to 1½ Years	1½ Years to 2 Years	2 Years to 2½ Years	2½ Years to 3 Years	3 Years to 3½ Years	3½ Years to 4 Years	Over 4 Years	Law Over $15,000	Law $15,000 or Less	Total
15th ..	Carroll	7	2	9	0	0	0	—	—	—	—	—	—	—	—	—	—	—
	Jo Daviess	12	3	15	0	0	0	—	—	—	—	—	—	—	—	—	—	—
	Lee	51	3	54	8	0	8	0	2	3	0	1	0	1	1	34.6	—	34.6
	Ogle	34	3	37	2	0	2	0	0	1	1	0	0	0	0	25.4	—	25.4
	Stephenson	39	10	49	1	0	1	0	1	0	0	0	0	0	0	14.0	—	14.0
15th ..	Circuit Total	143	21	164	11	0	11	0	3	4	1	1	0	1	1	31.1	—	31.1
16th ..	DeKalb	97	39	136	3	0	3	0	0	0	1	1	0	0	1	45.3	—	45.3
	Kane	638	46	684	37	5	42	3	11	5	9	7	2	1	4	29.2	19.2	28.0
	Kendall	45	4	49	2	0	2	1	0	1	0	0	0	0	0	16.5	—	16.5
16th ..	Circuit Total	780	89	869	42	5	47	4	11	6	10	8	2	1	5	29.7	19.2	28.6
17th ..	Boone	21	1	22	2	0	2	0	0	0	2	0	0	0	0	30.0	—	30.0
	Winnebago	335	29	364	15	0	15	0	2	3	0	3	3	0	4	38.2	—	38.2
17th ..	Circuit Total	356	30	386	17	0	17	0	2	3	2	3	3	0	4	37.2	—	37.2
18th ..	DuPage	2,020	332	2,352	60	3	63	8	23	12	7	6	5	1	1	22.1	13.7	21.3
18th ..	Circuit Total	2,020	332	2,352	60	3	63	8	23	12	7	6	5	1	1	22.1	13.7	21.3
19th ..	Lake	1,269	243	1,512	46	6	52	9	20	13	5	4	1	0	0	19.2	13.3	18.5
	McHenry	245	35	280	17	0	17	1	1	3	2	3	1	3	3	35.1	—	35.1
19th ..	Circuit Total	1,514	278	1,792	63	6	69	10	21	16	7	7	2	3	3	23.5	13.3	22.6
20th ..	Monroe	22	6	28	1	0	1	0	0	0	0	0	0	1	0	48.2	—	48.2
	Perry	20	1	21	2	0	2	0	1	0	0	1	0	0	0	24.3	—	24.3
	Randolph	38	3	41	1	0	1	0	0	1	0	0	0	0	0	23.0	—	23.0
	St. Clair	901	65	966	52	3	55	3	3	4	7	6	6	3	23	44.7	12.0	38.6
	Washington	17	0	17	2	0	2	0	2	0	0	0	0	0	0	17.4	—	17.4
20th ..	Circuit Total	998	75	1,073	58	3	61	3	6	5	7	7	6	4	23	42.8	12.0	41.2
21st ..	Iroquois	29	8	37	3	0	3	0	0	1	1	0	1	0	0	28.6	—	28.6
	Kankakee	197	76	273	4	0	4	0	0	0	0	1	1	2	0	35.3	—	35.3
21st ..	Circuit Total	226	84	310	7	0	7	0	0	1	1	1	2	2	0	32.4	—	32.4
	Downstate Total	13,015	1,510	14,525	561	34	595	59	140	95	89	70	44	30	68	29.4	13.9	28.2
	Cook County	21,286	6,735	28,021	511	495	1,006	*	*	*	*	*	*	*	*	73.4	24.0	49.1
	State Total	34,301	8,245	42,546	1,072	529	1,601	**	**	**	**	**	**	**	**	49.7	23.1	41.3

*Not available for Cook County.
**Not computed due to unavailability of Cook County data.

DISPOSITIONS IN 1988 OF DEFENDANTS CHARGED WITH A FELONY

Circuit	County	Total Number of Defendants Disposed of	NOT CONVICTED								Total Convicted
			Total Not Convicted	Reduced or Dismissed				Tried But Not Convicted			
				Discharged At Preliminary Hearing	Dismissed on Motion of Defendant	Dismissed by State: Dismissed Mo. State, Transfer to Warrant Calendar, etc.	Reduced to Misdemeanor	Acquitted by Court	Acquitted by Jury	Convicted of An Included Misdemeanor	
1st	Alexander	156	71	0	0	53	14	1	0	3	85
	Jackson	550	299	5	0	122	123	7	2	40	251
	Johnson	117	53	0	1	31	19	0	2	0	64
	Massac	117	70	1	3	45	20	0	1	0	47
	Pope	56	28	0	2	16	9	0	1	0	28
	Pulaski	41	17	0	0	12	5	0	0	0	24
	Saline	132	91	0	0	27	64	0	0	0	41
	Union	79	62	0	1	37	24	0	0	0	16
	Williamson	370	256	1	0	197	58	0	0	0	114
1st	Circuit Total	1,618	947	7	7	540	336	8	6	43	670
2nd ...	Crawford	67	37	4	0	27	6	0	0	0	30
	Edwards	22	16	1	5	3	7	0	0	0	6
	Franklin	203	96	1	0	64	24	1	0	6	107
	Gallatin	44	20	0	1	11	8	0	0	0	24
	Hamilton	28	17	1	1	8	6	0	1	0	11
	Hardin	34	20	0	0	6	13	0	1	0	14
	Jefferson	205	39	0	6	24	8	0	1	0	166
	Lawrence	63	30	1	0	21	8	0	0	0	33
	Richland	121	77	6	4	45	22	0	0	0	43
	Wabash	75	28	0	0	13	15	0	0	0	47
	Wayne	121	70	0	0	56	14	0	0	0	51
	White	95	34	0	3	18	12	1	0	0	60
2nd ...	Circuit Total	1,078	484	14	20	296	143	2	3	6	592
3rd	Bond	32	7	0	2	4	1	0	0	0	25
	Madison	1,090	410	1	1	242	166	0	0	0	672
3rd	Circuit Total	1,122	417	1	3	246	167	0	0	0	697
4th	Christian	125	60	2	0	28	29	0	1	0	65
	Clay	39	8	0	0	4	1	1	2	0	31
	Clinton	230	101	1	7	58	26	0	0	9	129
	Effingham	78	38	1	1	13	15	2	2	4	40
	Fayette	89	33	2	2	21	5	0	3	0	55
	Jasper	34	19	0	1	9	9	0	0	0	15
	Marion	288	80	1	0	58	20	1	0	0	208
	Montgomery	134	45	1	0	26	18	0	0	0	89
	Shelby	54	13	0	1	9	2	0	1	0	41
4th	Circuit Total	1,071	397	8	12	226	125	4	9	13	673
5th	Clark	41	13	2	0	1	10	0	0	0	28
	Coles	210	58	0	0	10	45	1	2	0	152
	Cumberland	41	35	0	3	26	6	0	0	0	6
	Edgar	99	31	0	0	7	24	0	0	0	68
	Vermilion	310	97	0	3	34	51	0	9	0	213
5th	Circuit Total	701	234	2	6	78	136	1	11	0	467
6th	Champaign	1,032	540	0	0	356	0	0	18	166	486
	DeWitt	107	46	3	2	21	19	0	1	0	61
	Douglas	83	58	0	0	31	24	3	0	0	25
	Macon	910	227	0	0	110	94	6	17	0	675
	Moultrie	48	16	0	2	4	7	0	2	1	32
	Piatt	61	31	0	2	18	10	0	1	0	30
6th	Circuit Total	2,241	918	3	6	540	154	9	39	167	1,309
7th	Greene	72	43	1	24	5	12	0	1	0	29
	Jersey	89	57	0	5	27	25	0	0	0	32
	Macoupin	265	188	0	0	111	77	0	0	0	77
	Morgan	133	48	0	1	20	27	0	0	0	85
	Sangamon	1,055	739	81	10	411	230	5	1	1	316
	Scott	8	2	0	0	0	2	0	0	0	6
7th	Circuit Total	1,622	1,077	82	40	574	373	5	2	1	545
8th	Adams	425	198	10	4	53	121	1	7	2	227
	Brown	36	24	0	6	10	8	0	0	0	12
	Calhoun	20	9	0	0	3	6	0	0	0	11
	Cass	66	42	0	0	22	20	0	0	0	24
	Mason	89	35	1	0	15	19	0	0	0	54
	Menard	39	12	0	0	3	9	0	0	0	27
	Pike	76	32	0	1	15	16	0	0	0	44
	Schuyler	18	4	1	0	2	1	0	0	0	14
8th	Circuit Total	769	356	12	11	123	200	1	7	2	413

DISPOSITIONS IN 1988 OF DEFENDANTS CHARGED WITH A FELONY

CONVICTED																		Found Unfit to Stand Trial	County	Circuit
Plea of Guilty						Convicted By Court						Convicted By Jury								
Class						Class						Class								
M	X	1	2	3	4	M	X	1	2	3	4	M	X	1	2	3	4			
1	0	14	19	41	10	0	0	0	0	0	0	0	0	0	0	0	0	0	..... Alexander	.... 1st
0	4	24	47	90	73	0	0	1	1	2	1	0	2	1	1	3	1	0	..... Jackson	
0	1	3	21	14	23	0	0	0	0	0	0	0	0	0	1	1	0	0	..... Johnson	
0	1	4	8	26	7	0	0	0	0	1	0	0	0	0	0	0	0	0	..... Massac	
0	1	1	8	11	2	0	0	0	0	5	0	0	0	0	0	0	0	0	..... Pope	
0	0	6	4	9	4	0	0	0	0	1	0	0	0	0	0	0	0	0	..... Pulaski	
0	0	2	9	17	12	0	0	0	0	0	0	1	0	0	0	0	0	0	..... Saline	
0	0	0	6	7	2	0	0	0	0	0	0	1	0	0	0	0	0	1	..... Union	
0	1	3	37	43	27	0	0	0	0	0	0	2	1	0	0	0	0	0	..... Williamson	
1	8	57	159	258	160	0	0	1	1	9	1	4	3	1	2	4	1	1	..... Circuit Total	.... 1st
0	0	1	6	8	15	0	0	0	0	0	0	0	0	0	0	0	0	0	..... Crawford	... 2nd
0	0	0	1	3	0	0	0	0	0	0	0	0	0	0	0	2	0	0	..... Edwards	
0	1	2	20	42	41	0	0	0	0	1	0	0	0	0	0	0	0	0	..... Franklin	
1	0	0	6	8	9	0	0	0	0	0	0	0	0	0	0	0	0	0	..... Gallatin	
0	0	0	0	1	10	0	0	0	0	0	0	0	0	0	0	0	0	0	..... Hamilton	
0	0	0	1	3	3	0	0	0	0	0	0	0	0	2	0	3	2	0	..... Hardin	
1	6	9	35	71	42	0	0	0	0	0	0	0	1	0	0	0	1	0	..... Jefferson	
0	0	6	9	9	9	0	0	0	0	0	0	0	0	0	0	0	0	0	..... Lawrence	
0	1	2	10	13	17	0	0	0	0	0	0	0	0	0	0	0	0	1	..... Richland	
1	0	1	16	17	12	0	0	0	0	0	0	0	0	0	0	0	0	0	..... Wabash	
0	0	1	9	22	16	0	0	0	0	0	2	0	0	0	0	0	1	0	..... Wayne	
0	1	2	10	26	20	0	0	0	0	1	0	0	0	0	0	0	0	1	..... White	
3	9	24	123	223	194	0	0	0	0	2	2	0	1	2	0	5	4	2	..... Circuit Total	... 2nd
0	0	0	12	3	9	0	0	0	0	0	0	0	1	0	0	0	0	0	..... Bond	.... 3rd
7	30	79	169	211	163	1	0	0	0	3	0	3	3	2	0	1	0	8	..... Madison	
7	30	79	181	214	172	1	0	0	0	3	0	3	4	2	0	1	0	8	..... Circuit Total	.... 3rd
1	1	3	14	26	17	0	0	0	0	0	0	0	0	2	1	0	0	0	..... Christian	.... 4th
0	1	0	11	14	4	0	0	0	0	0	1	0	0	0	0	0	0	0	..... Clay	
0	0	7	41	36	42	0	0	0	1	0	1	0	0	0	0	0	1	0	..... Clinton	
0	0	2	9	18	10	0	0	0	0	0	0	0	0	0	0	1	0	0	..... Effingham	
0	0	1	12	17	16	0	0	0	0	0	0	0	0	2	2	4	1	1	..... Fayette	
0	0	1	6	5	3	0	0	0	0	0	0	0	0	0	0	0	0	0	..... Jasper	
0	9	22	51	69	57	0	0	0	0	0	0	0	0	0	0	0	0	0	..... Marion	
0	1	8	22	37	20	0	0	0	0	1	0	0	0	0	0	0	0	0	..... Montgomery	
0	0	2	10	20	8	0	0	0	0	0	0	0	0	0	1	0	0	0	..... Shelby	
1	12	46	176	242	177	0	0	0	1	1	2	0	0	4	4	5	2	1	..... Circuit Total	.... 4th
0	0	0	4	14	7	0	1	0	0	0	0	0	0	0	0	2	0	0	..... Clark	.... 5th
0	4	12	33	47	56	0	0	0	0	0	0	0	0	0	0	0	0	0	..... Coles	
0	0	0	3	3	0	0	0	0	0	0	0	0	0	0	0	0	0	0	..... Cumberland	
0	0	6	20	22	19	0	0	0	0	0	0	0	0	0	0	1	0	0	..... Edgar	
1	11	14	67	79	41	0	0	0	0	0	0	0	0	0	0	0	0	0	..... Vermilion	
1	15	32	127	165	123	0	1	0	0	0	0	0	0	0	0	3	0	0	..... Circuit Total	.... 5th
1	19	31	132	166	109	0	1	1	1	1	1	2	3	5	6	7	0	6	..... Champaign	.... 6th
0	0	4	15	24	17	0	0	0	0	0	0	0	0	0	0	1	0	0	..... DeWitt	
0	0	2	6	8	8	0	0	0	0	0	0	0	0	0	1	0	0	0	..... Douglas	
0	10	20	101	159	302	0	2	0	3	8	10	1	9	3	11	12	24	8	..... Macon	
0	0	0	1	12	12	0	0	0	1	1	0	0	0	3	1	0	1	0	..... Moultrie	
0	0	1	8	8	12	0	0	0	0	0	0	0	0	0	0	1	0	0	..... Piatt	
1	29	58	263	377	460	0	3	1	5	10	11	3	12	11	19	21	25	14	..... Circuit Total	.... 6th
0	0	0	8	9	5	0	0	0	2	4	0	0	0	0	1	0	0	0	..... Greene	.... 7th
1	0	2	7	11	10	0	0	1	0	0	0	0	0	0	0	0	0	0	..... Jersey	
0	1	6	21	32	15	0	0	0	0	0	0	0	0	0	2	0	0	0	..... Macoupin	
0	2	5	15	20	38	0	0	0	0	1	1	0	2	1	0	0	0	0	..... Morgan	
2	14	40	84	92	65	0	0	0	0	0	0	5	5	0	3	5	1	0	..... Sangamon	
0	0	0	1	0	1	0	0	0	0	0	0	0	4	0	0	0	0	0	..... Scott	
3	17	53	136	164	134	0	0	1	2	5	1	5	11	1	6	5	1	0	..... Circuit Total	.... 7th
0	6	15	81	71	47	0	2	0	0	0	0	0	2	1	1	1	0	0	..... Adams	.... 8th
0	0	1	5	2	2	0	0	0	0	0	1	0	1	0	0	0	0	0	..... Brown	
0	0	1	2	3	4	0	0	0	0	0	0	0	1	0	0	0	0	0	..... Calhoun	
0	2	1	2	10	7	0	0	0	0	0	0	0	1	0	0	0	1	0	..... Cass	
0	1	2	23	17	11	0	0	0	0	0	0	0	0	0	0	0	0	0	..... Mason	
0	2	2	7	4	8	0	1	0	0	1	0	0	1	0	0	1	0	0	..... Menard	
0	1	2	12	18	10	0	0	0	0	0	0	0	1	0	0	0	0	0	..... Pike	
0	0	0	1	7	6	0	0	0	0	0	0	0	0	0	0	0	0	0	..... Schuyler	
0	12	24	133	132	95	0	3	0	0	1	1	0	7	1	1	2	1	0	..... Circuit Total	.... 8th

DISPOSITIONS IN 1988 OF DEFENDANTS CHARGED WITH A FELONY

Circuit	County	Total Number of Defendants Disposed of	NOT CONVICTED									Total Convicted
				Reduced or Dismissed				Tried But Not Convicted				
			Total Not Convicted	Discharged At Preliminary Hearing	Dismissed on Motion of Defendant	Dismissed by State: Dismissed Mo. State, Transfer to Warrant Calendar, etc.	Reduced to Misdemeanor	Acquitted by Court	Acquitted by Jury	Convicted of An Included Misdemeanor	
9th	Fulton	132	31	0	2	8	18	0	3	0	100
	Hancock	128	71	12	7	15	37	0	0	0	57
	Henderson	75	54	1	2	21	27	0	3	0	21
	Knox	190	41	2	7	19	12	0	1	0	149
	McDonough	196	73	10	3	9	51	0	0	0	123
	Warren	98	53	0	1	32	20	0	0	0	45
9th	Circuit Total	819	323	25	22	104	165	0	7	0	495
10th ...	Marshall	26	6	0	0	1	3	0	2	0	20
	Peoria	763	273	0	26	202	31	3	10	1	486
	Putnam	13	5	1	1	1	2	0	0	0	8
	Stark	10	2	0	0	1	1	0	0	0	8
	Tazewell	333	176	0	10	93	67	4	2	0	157
10th ...	Circuit Total	1,145	462	1	37	298	104	7	14	1	679
11th ...	Ford	58	38	2	2	19	10	1	1	3	20
	Livingston	192	73	4	4	36	28	0	1	0	119
	Logan	123	63	0	0	32	31	0	0	0	60
	McLean	634	240	0	1	129	21	1	18	70	394
	Woodford	106	74	6	6	33	28	1	0	0	32
11th ...	Circuit Total	1,113	488	12	13	249	118	3	20	73	625
12th ...	Will	1,897	1,154	29	83	963	60	8	11	0	736
12th ...	Circuit Total	1,897	1,154	29	83	963	60	8	11	0	736
13th ...	Bureau	63	0	0	0	0	0	0	0	0	63
	Grundy	76	47	0	0	15	32	0	0	0	29
	LaSalle	340	96	0	1	44	46	0	2	3	237
13th ...	Circuit Total	479	143	0	1	59	78	0	2	3	329
14th ...	Henry	177	100	6	1	36	55	1	1	0	77
	Mercer	53	31	0	3	19	9	0	0	0	22
	Rock Island	668	288	12	7	214	48	1	6	0	376
	Whiteside	336	56	2	2	19	29	1	1	2	280
14th ...	Circuit Total	1,234	475	20	13	288	141	3	8	2	755
15th ...	Carroll	86	31	0	0	26	4	0	1	0	55
	Jo Daviess	120	85	1	0	25	59	0	0	0	35
	Lee	336	152	3	3	66	75	1	4	0	180
	Ogle	113	26	1	5	15	0	2	3	0	87
	Stephenson	353	83	13	0	55	7	2	6	0	269
15th ...	Circuit Total	1,008	377	18	8	187	145	5	14	0	626
16th ...	DeKalb	250	137	12	0	119	1	2	1	2	113
	Kane	724	323	18	33	190	64	11	7	0	401
	Kendall	97	59	1	1	47	8	1	1	0	38
16th ...	Circuit Total	1,071	519	31	34	356	73	14	9	2	552
17th ...	Boone	128	73	0	2	50	21	0	0	0	55
	Winnebago	1,366	870	15	43	411	390	3	6	2	493
17th ...	Circuit Total	1,494	943	15	45	461	411	3	6	2	548
18th ...	DuPage	3,315	1,892	30	83	1,542	178	41	11	7	1,421
18th ...	Circuit Total	3,315	1,892	30	83	1,542	178	41	11	7	1,421
19th ...	Lake	3,041	1,909	66	3	1,290	517	11	11	11	1,130
	McHenry	740	422	9	26	231	143	1	5	7	315
19th ...	Circuit Total	3,781	2,331	75	29	1,521	660	12	16	18	1,445
20th ...	Monroe	62	30	4	4	10	12	0	0	0	32
	Perry	139	57	1	0	24	30	2	0	0	82
	Randolph	83	34	1	0	13	20	0	0	0	49
	St. Clair	935	212	32	5	93	66	3	13	0	722
	Washington	51	25	2	0	5	18	0	0	0	26
20th ...	Circuit Total	1,270	358	40	9	145	146	5	13	0	911
21st ...	Iroquois	94	17	1	0	10	3	0	1	2	77
	Kankakee	522	310	1	2	191	99	13	2	2	212
21st ...	Circuit Total	616	327	2	2	201	102	13	3	4	289
	Downstate Total ..	29,464	14,622	427	484	8,997	4,015	144	211	344	14,777
	Cook County*	—[1]	10,896	—[1]	—[1]	—[1]	708	1,591	111	—[1]	18,275
	State Total	29,464[1]	25,518	427[1]	484[1]	8,997[1]	4,723	1,735	322	344[1]	33,052

*Does not include 706 Pleas of Guilty accepted at preliminary hearing in breakdown by class.
[1]Not Available for Cook County.

DISPOSITIONS IN 1988 OF DEFENDANTS CHARGED WITH A FELONY

CONVICTED																		Found Unfit to Stand Trial	County	Circuit
Plea of Guilty						Convicted By Court						Convicted By Jury								
Class						Class						Class								
M	X	1	2	3	4	M	X	1	2	3	4	M	X	1	2	3	4			
0	4	8	18	35	33	0	0	0	0	0	0	0	0	1	0	0	1	1	..... Fulton	.... 9th
0	0	1	10	19	25	0	0	0	0	1	1	0	0	0	0	0	0	0	..... Hancock	
0	0	0	7	8	4	0	0	0	0	2	0	0	0	0	0	0	0	0	..... Henderson	
3	2	11	51	48	29	0	2	0	1	0	0	0	1	1	0	0	0	0	..... Knox	
1	1	2	38	16	64	0	0	0	0	1	0	0	0	0	0	0	0	0	..... McDonough	
0	1	4	16	11	13	0	0	0	0	0	0	0	0	0	0	0	0	0	..... Warren	
4	8	26	140	137	168	0	2	0	1	4	1	0	1	2	0	0	1	1	..... Circuit Total	.... 9th
0	0	0	9	5	5	0	0	0	0	1	0	0	0	0	0	0	0	0	..... Marshall	... 10th
2	14	33	163	99	142	2	1	0	1	3	3	0	7	5	5	2	4	4	..... Peoria	
0	1	0	5	1	1	0	0	0	0	0	0	0	0	0	0	0	0	0	..... Putnam	
0	0	2	1	1	4	0	0	0	0	0	0	0	0	0	0	0	0	0	..... Stark	
0	2	4	50	38	61	0	0	0	0	1	1	0	0	0	0	0	0	0	..... Tazewell	
2	17	39	228	144	213	2	1	0	1	5	4	0	7	5	5	2	4	4	..... Circuit Total	... 10th
0	0	0	8	10	2	0	0	0	0	0	0	0	0	0	0	0	0	0	..... Ford	... 11th
0	2	15	22	34	35	0	0	0	0	0	0	0	2	5	0	4	0	0	..... Livingston	
0	0	7	15	17	21	0	0	0	0	0	0	0	0	0	0	0	0	0	..... Logan	
1	12	16	100	143	81	0	3	2	4	1	3	2	6	6	6	7	1	0	..... McLean	
0	1	1	6	12	12	0	0	0	0	0	0	0	0	0	0	0	0	0	..... Woodford	
1	15	39	151	216	151	0	3	2	4	1	3	2	8	11	6	11	1	0	..... Circuit Total	... 11th
3	34	72	211	191	159	1	2	1	3	4	4	9	11	5	14	8	4	7	..... Will	... 12th
3	34	72	211	191	159	1	2	1	3	4	4	9	11	5	14	8	4	7	..... Circuit Total	... 12th
0	7	8	8	23	12	0	0	0	1	0	1	0	0	1	0	1	1	0	..... Bureau	... 13th
1	0	5	4	11	7	0	0	0	0	0	0	0	0	1	0	0	0	0	..... Grundy	
1	15	27	58	63	64	0	0	0	1	0	0	1	4	3	0	0	0	7	..... LaSalle	
2	22	40	70	97	83	0	0	0	2	0	1	1	4	5	0	1	1	7	..... Circuit Total	... 13th
0	4	6	15	26	20	0	0	0	0	0	2	0	2	0	1	1	0	0	..... Henry	... 14th
0	0	1	6	12	3	0	0	0	0	0	0	0	0	0	0	0	0	0	..... Mercer	
0	2	34	85	124	107	0	2	2	2	2	3	1	1	1	5	5	0	4	..... Rock Island	
0	12	30	62	72	94	0	1	0	0	3	0	0	5	0	0	1	0	0	..... Whiteside	
0	18	71	168	234	224	0	3	2	2	5	5	1	8	1	6	7	0	4	..... Circuit Total	... 14th
0	0	6	22	19	8	0	0	0	0	0	0	0	0	0	0	0	0	0	..... Carroll	... 15th
0	1	0	7	13	8	0	0	0	1	2	3	0	0	0	0	0	0	0	..... Jo Daviess	
0	0	14	38	47	73	0	0	1	0	0	0	0	1	0	0	4	2	4	..... Lee	
0	0	13	33	20	13	0	1	1	3	2	0	0	0	0	1	0	0	0	..... Ogle	
1	4	14	40	104	83	0	0	0	2	0	4	1	2	1	3	7	3	1	..... Stephenson	
1	5	47	140	203	185	0	1	2	6	4	7	1	3	1	4	11	5	5	..... Circuit Total	... 15th
0	0	12	26	30	42	0	0	0	2	1	0	0	0	0	0	0	0	0	..... DeKalb	... 16th
0	7	27	132	120	85	0	2	0	5	9	2	0	3	3	2	1	3	0	..... Kane	
0	0	1	11	14	9	0	0	0	0	1	0	0	2	0	0	0	0	0	..... Kendall	
0	7	40	169	164	136	0	2	0	7	11	2	0	5	3	2	1	3	0	..... Circuit Total	... 16th
0	1	7	13	19	13	0	0	0	0	0	0	0	1	0	0	1	0	0	..... Boone	... 17th
3	17	25	102	214	105	0	2	2	0	3	3	0	6	4	4	3	0	3	..... Winnebago	
3	18	32	115	233	118	0	2	2	0	3	3	0	7	4	4	4	0	3	..... Circuit Total	... 17th
2	25	61	238	451	506	0	10	7	16	51	31	0	6	3	5	4	5	2	..... DuPage	... 18th
2	25	61	238	451	506	0	10	7	16	51	31	0	6	3	5	4	5	2	..... Circuit Total	... 18th
5	35	110	282	333	309	0	9	1	3	5	4	2	12	1	6	11	2	2	..... Lake	... 19th
0	6	23	60	100	122	0	0	0	0	0	0	0	3	0	1	0	0	3	..... McHenry	
5	41	133	342	433	431	0	9	1	3	5	4	2	15	1	7	11	2	5	..... Circuit Total	... 19th
0	0	2	12	7	8	0	0	1	0	2	0	0	0	0	0	0	0	0	..... Monroe	... 20th
0	2	1	22	20	31	0	0	0	1	1	1	1	0	0	1	1	0	0	..... Perry	
0	2	4	7	20	10	0	0	0	0	1	0	0	2	1	0	2	0	0	..... Randolph	
3	46	41	150	282	155	3	2	1	1	2	0	7	9	7	4	9	0	1	..... St. Clair	
0	0	0	10	7	9	0	0	0	0	0	0	0	0	0	0	0	0	0	..... Washington	
3	50	48	201	336	213	3	2	2	2	6	1	8	11	8	5	12	0	1	..... Circuit Total	... 20th
0	2	9	22	30	13	0	0	1	0	0	0	0	0	0	0	0	0	0	..... Iroquois	... 21st
0	6	16	40	65	77	0	0	1	1	3	0	2	0	0	0	1	0	0	..... Kankakee	
0	8	25	62	95	90	0	0	2	1	3	0	2	0	0	0	1	0	0	..... Circuit Total	... 21st
43	400	1,046	3,533	4,709	4,192	7	44	24	57	133	84	41	124	71	90	119	60	65	.. Downstate Total	
143	1,762	1,199	4,739	4,358	2,943	98	596	173	529	382	227	134	161	19	46	41	19	156	..... Cook County	
186	2,162	2,245	8,272	9,067	7,135	105	640	197	586	515	311	175	285	90	136	160	79	221	..... State Total	

SENTENCES IMPOSED ON DEFENDANTS CHARGED AND CONVICTED OF FELONIES DURING 1988

		SENTENCES																													
		Death	Natural Life		State Imprisonment						State Imprisonment & Fine						Periodic Imprisonment (Illinois Department of Corrections)				Periodic Imprisonment & Fine (Illinois Department of Corrections)				Periodic Imprisonment (Local Correctional Institution)				Periodic Imprisonment & Fine (Local Correctional Institution)			
		Class	Class		Class						Class						Class				Class				Class				Class			
Circuit	County	M	M	X	M	X	1	2	3	4	M	X	1	2	3	4	1	2	3	4	1	2	3	4	1	2	3	4	1	2	3	4
1st	Alexander	0	0	0	1	0	3	4	12	2	0	0	0	0	0	0	0	0	0	0	0	0	0	0	0	0	0	0	0	0	1	0
	Jackson	0	0	0	0	6	19	13	22	12	0	0	0	0	0	1	0	1	0	0	0	0	0	0	0	0	0	0	0	0	0	0
	Johnson	0	0	0	0	1	0	9	6	13	0	0	0	0	0	0	0	0	0	0	0	0	0	0	0	0	0	0	0	0	0	0
	Massac	0	0	0	0	0	1	0	0	3	0	1	0	1	0	0	0	0	0	0	0	0	0	0	0	0	0	0	0	0	0	0
	Pope	0	0	0	0	1	1	0	4	1	0	0	0	0	0	0	0	0	0	0	0	0	0	0	0	0	0	0	0	0	0	0
	Pulaski	0	0	0	0	0	1	1	1	0	0	0	0	0	0	0	0	2	0	1	0	0	0	0	0	0	0	0	0	0	0	0
	Saline	1	0	0	0	0	2	2	4	2	0	0	0	0	1	0	0	0	0	1	0	0	0	0	0	0	0	0	0	0	0	0
	Union	0	0	0	1	0	0	0	2	0	0	0	0	0	0	0	0	0	0	0	0	0	0	0	0	0	0	0	0	0	0	0
	Williamson	1	0	0	1	2	2	12	12	9	0	0	0	0	0	0	0	0	0	0	0	0	0	0	0	0	0	1	0	0	1	0
1st	Circuit Total	2	0	0	3	10	29	41	63	42	0	1	0	1	1	1	0	3	0	2	0	0	0	0	0	0	0	1	0	0	2	0
2nd	Crawford	0	0	0	0	0	0	0	1	2	0	0	0	0	0	0	0	0	0	1	0	0	0	0	0	0	0	0	0	0	0	1
	Edwards	0	0	0	0	0	0	0	0	0	0	0	0	0	1	0	0	1	0	0	0	0	0	1	0	0	0	0	0	0	0	0
	Franklin	0	0	0	0	1	1	7	10	7	0	0	0	0	4	3	0	0	0	0	0	0	0	0	0	0	0	1	0	0	1	0	0
	Gallatin	0	0	0	1	0	0	1	0	2	0	0	0	0	0	0	0	0	0	0	0	0	0	0	0	0	0	0	0	0	0	0	0
	Hamilton	0	0	0	0	0	0	0	0	4	0	0	0	0	0	2	0	0	0	0	0	0	0	0	0	0	0	0	0	0	0	0	0
	Hardin	0	0	0	0	0	2	1	3	3	0	0	0	0	0	1	0	0	0	0	0	0	0	0	0	0	0	0	0	0	0	0	0
	Jefferson	0	0	0	0	4	1	0	2	3	1	3	2	6	22	6	0	0	0	0	1	2	5	1	0	0	0	0	0	0	0	0	0
	Lawrence	0	0	0	0	0	4	3	3	3	0	0	1	0	0	0	0	0	0	0	0	0	0	0	0	0	0	0	0	2	0	0	0
	Richland	0	0	0	0	1	0	1	0	3	0	0	2	3	1	0	0	0	1	0	0	0	0	1	0	0	0	0	0	0	0	2	0
	Wabash	0	0	0	1	0	1	10	1	0	0	0	0	0	0	0	0	0	0	0	0	0	0	0	0	0	0	0	0	0	0	0	0
	Wayne	0	0	0	0	1	3	3	3	0	0	0	0	0	0	0	0	0	0	1	0	0	0	0	0	0	0	1	0	0	1	2	0
	White	0	0	0	0	1	1	6	4	1	0	0	0	0	0	0	0	0	0	0	0	0	0	0	0	0	0	0	0	0	0	0	0
2nd	Circuit Total	0	0	0	2	7	11	35	24	31	1	3	5	9	28	12	0	1	1	2	1	2	6	2	0	0	2	0	0	3	1	5
3rd	Bond	0	0	0	0	1	0	2	1	1	0	0	0	4	0	0	0	0	0	0	0	0	0	0	0	0	0	1	0	0	0	0	0
	Madison	0	0	0	11	33	55	56	68	21	0	0	0	0	0	0	0	0	0	0	0	0	0	0	0	0	0	0	0	0	0	0	0
3rd	Circuit Total	0	0	0	11	34	55	58	69	22	0	0	0	4	0	0	0	0	0	0	0	0	0	0	0	0	0	1	0	0	0	0	0
4th	Christian	0	0	0	1	1	5	7	7	3	0	0	0	0	0	0	0	0	0	0	0	0	0	0	0	0	0	0	0	0	0	1	0
	Clay	0	0	0	0	1	0	3	3	0	0	0	0	2	1	2	0	0	5	0	0	0	1	0	0	0	0	0	0	0	0	0	0
	Clinton	0	0	0	0	0	6	12	9	7	0	0	0	0	1	0	1	3	4	3	0	0	0	0	0	0	1	0	2	0	1	1	0
	Effingham	0	0	0	0	0	0	1	3	1	0	0	1	0	0	0	0	0	0	0	0	0	0	0	0	0	0	1	0	1	1	0	0
	Fayette	0	0	0	0	0	3	4	9	6	0	0	0	0	1	0	0	0	0	0	0	0	0	0	0	0	0	0	0	0	0	0	0
	Jasper	0	0	0	0	0	0	0	0	0	0	0	0	0	1	0	0	1	1	1	0	0	0	0	0	0	0	0	0	0	0	0	0
	Marion	0	0	0	0	9	7	18	26	15	0	0	0	0	1	2	0	0	0	0	0	0	0	0	0	0	1	1	1	0	2	0	0
	Montgomery ...	0	0	0	0	1	4	4	14	3	0	0	0	0	0	0	0	0	0	0	0	0	0	0	0	0	0	0	0	0	0	0	0
	Shelby	0	0	0	0	0	2	2	3	0	0	0	0	2	3	0	0	0	0	0	0	0	2	0	0	0	1	1	0	0	4	7	1
4th	Circuit Total	0	0	0	1	12	27	51	74	35	0	0	1	4	8	4	1	4	10	4	0	1	2	0	0	3	3	3	1	8	8	2
5th	Clark	0	0	0	0	1	0	2	3	1	0	0	0	0	0	0	0	0	0	0	0	0	0	0	0	0	0	0	0	0	1	0	0
	Coles	0	0	0	0	4	8	12	10	13	0	0	0	0	0	0	0	0	0	0	0	0	0	0	0	0	0	0	0	0	0	0	0
	Cumberland	0	0	0	0	0	0	2	0	0	0	0	0	0	0	0	0	0	0	0	0	0	0	0	0	0	0	0	0	0	1	0	0
	Edgar	0	0	0	0	0	2	2	5	1	0	0	0	3	1	2	0	0	0	0	0	0	0	0	0	0	0	0	0	0	0	0	0
	Vermilion	0	0	0	1	10	8	19	14	4	0	1	0	0	0	0	0	0	0	0	0	0	0	1	0	2	0	0	0	0	0	0	0
5th	Circuit Total	0	0	0	1	15	18	37	32	19	0	1	0	3	1	2	0	0	0	0	0	0	1	0	2	0	0	0	0	1	1	0

SENTENCES IMPOSED ON DEFENDANTS CHARGED AND CONVICTED OF FELONIES DURING 1988

		SENTENCES																													
		Death	Natural Life		State Imprisonment						State Imprisonment & Fine						Periodic Imprisonment (Illinois Department of Corrections)				Periodic Imprisonment & Fine (Illinois Department of Corrections)				Periodic Imprisonment (Local Correctional Institution)				Periodic Imprisonment & Fine (Local Correctional Institution)			
		Class	Class		Class						Class						Class				Class				Class				Class			
Circuit	County	M	M	X	M	X	1	2	3	4	M	X	1	2	3	4	1	2	3	4	1	2	3	4	1	2	3	4	1	2	3	4
6th	Champaign	1	0	0	2	23	21	48	40	29	0	0	0	0	0	0	0	0	0	0	0	0	0	0	0	0	0	0	0	0	0	0
	DeWitt	0	0	0	0	0	4	3	6	3	0	0	0	0	0	0	0	0	0	0	0	0	0	0	0	0	1	0	0	0	0	0
	Douglas	0	0	0	0	0	1	3	1	0	0	0	0	0	0	1	0	0	0	0	0	0	0	0	0	0	1	0	0	0	0	0
	Macon	0	0	0	1	21	17	71	88	182	0	0	0	0	0	0	0	0	0	0	0	0	0	0	1	3	4	13	0	0	0	0
	Moultrie	0	0	0	0	0	3	1	2	4	0	0	0	0	0	0	0	0	0	0	0	0	0	0	0	0	0	2	0	0	0	0
	Piatt	0	0	0	0	0	1	0	4	3	0	0	0	0	0	0	0	0	0	0	0	0	0	0	0	0	0	0	0	0	0	0
6th	Circuit Total	1	0	0	3	44	47	126	141	221	0	0	0	0	0	1	0	0	0	0	0	0	0	0	1	3	6	15	0	0	0	0
7th	Greene	0	0	0	0	0	0	7	7	2	0	0	0	3	4	0	0	0	1	0	0	0	0	0	0	0	0	0	0	0	1	1
	Jersey	0	0	0	1	0	2	1	3	5	0	0	0	0	0	0	0	0	0	0	0	0	0	0	0	0	0	0	0	0	0	0
	Macoupin	0	0	0	0	1	5	8	12	6	0	0	0	0	1	0	0	0	0	0	0	0	0	0	0	0	1	0	0	0	0	0
	Morgan	0	0	0	0	4	4	10	5	7	0	0	0	1	0	0	0	0	0	0	0	0	0	0	0	1	0	2	0	0	0	2
	Sangamon	0	0	0	7	19	31	41	28	22	0	0	0	0	0	0	0	0	0	0	0	0	0	0	0	1	0	0	0	0	1	0
	Scott	0	0	0	0	4	0	1	0	1	0	0	0	0	0	0	0	0	0	0	0	0	0	0	0	0	0	0	0	0	0	0
7th	Circuit Total	0	0	0	8	28	42	68	55	43	0	0	0	4	5	0	0	0	1	0	0	0	0	0	0	2	1	2	0	0	2	3
8th	Adams	0	0	0	0	10	12	35	15	12	0	0	0	0	0	0	0	0	0	0	0	0	0	0	0	0	0	0	0	0	1	0
	Brown	0	0	0	0	1	1	2	1	2	0	0	0	0	0	0	0	0	0	0	0	0	0	0	0	0	0	0	0	0	0	0
	Calhoun	0	0	0	0	1	1	0	0	1	0	0	0	1	1	0	0	0	0	0	0	0	0	0	0	0	0	0	0	0	0	0
	Cass	0	0	0	0	3	1	1	2	2	0	0	0	0	0	0	0	0	0	0	0	0	0	0	0	0	0	0	0	0	0	0
	Mason	0	0	0	0	1	1	11	4	3	0	0	1	0	1	0	0	0	0	0	0	0	0	0	0	0	0	0	0	0	0	0
	Menard	0	0	0	0	3	1	0	1	2	0	1	0	0	1	1	0	0	0	0	0	0	0	0	0	0	0	0	0	0	0	2
	Pike	0	0	0	0	0	0	0	0	0	0	2	0	2	1	0	0	0	0	0	2	1	1	0	0	0	0	0	0	1	1	0
	Schuyler	0	0	0	0	0	0	1	4	1	0	0	0	0	1	2	0	0	0	0	0	0	0	0	0	0	0	0	0	0	1	1
8th	Circuit Total	0	0	0	0	19	17	50	27	23	0	3	1	3	5	3	0	0	0	0	2	1	1	0	0	0	0	0	0	1	3	3
9th	Fulton	0	0	0	0	4	3	3	5	7	0	0	0	0	0	0	0	0	0	0	0	0	0	0	0	0	0	0	0	0	0	0
	Hancock	0	0	0	0	0	1	2	3	5	0	0	0	0	0	0	0	0	1	0	0	0	0	0	0	0	0	0	0	0	0	0
	Henderson	0	0	0	0	0	0	1	0	0	0	0	0	0	0	0	0	1	0	0	0	0	3	0	0	0	0	0	0	1	2	0
	Knox	0	0	0	3	5	4	9	10	3	0	0	0	0	0	0	0	0	0	0	0	0	0	0	0	0	0	0	0	0	0	0
	McDonough	0	0	0	1	1	0	1	1	14	0	0	0	2	1	2	0	0	0	0	0	0	0	1	0	10	0	1	0	8	3	6
	Warren	0	0	0	0	1	0	2	3	4	0	0	0	0	0	0	0	0	0	0	0	0	0	0	0	0	0	0	0	0	0	0
9th	Circuit Total	0	0	0	4	11	8	17	23	33	0	0	0	2	1	2	0	1	1	0	0	0	3	1	0	10	0	1	0	9	5	6
10th	Marshall	0	0	0	0	0	0	1	0	2	0	0	0	0	0	0	0	0	0	0	0	0	0	0	0	2	0	0	0	3	2	3
	Peoria	1	0	0	3	22	25	57	51	55	0	0	0	0	0	0	0	0	0	0	0	0	0	0	0	0	0	0	0	0	1	0
	Putnam	0	0	0	0	1	0	1	0	0	0	0	0	1	0	0	0	0	0	0	0	0	0	0	0	1	0	0	0	0	0	0
	Stark	0	0	0	0	0	2	1	0	3	0	0	0	0	1	0	0	0	0	0	0	0	0	0	0	0	0	0	0	0	0	0
	Tazewell	0	0	0	0	2	3	23	15	20	0	0	0	0	0	0	0	0	0	0	0	0	0	0	0	0	1	1	0	0	1	0
10th	Circuit Total	1	0	0	3	25	30	83	66	80	0	0	0	1	1	0	0	0	0	0	0	0	0	0	0	3	1	1	0	3	4	3
11th	Ford	0	0	0	0	0	0	2	1	0	0	0	0	0	0	0	0	0	0	0	0	0	0	0	0	0	0	0	0	0	0	0
	Livingston	0	0	0	0	4	19	4	20	8	0	0	0	0	0	0	0	0	0	0	0	0	0	0	0	0	0	0	0	0	0	0
	Logan	0	0	0	0	0	1	6	7	6	0	0	4	1	1	0	0	0	0	0	0	0	0	0	0	0	0	0	0	0	0	0
	McLean	0	0	0	3	21	16	44	60	26	0	0	0	0	0	0	0	0	0	0	0	1	0	3	0	1	1	1	0	0	1	0
	Woodford	0	0	0	0	1	1	2	2	4	0	0	0	0	0	0	0	0	0	0	0	0	0	0	0	0	0	0	0	0	0	0
11th	Circuit Total	0	0	0	3	26	37	58	90	44	0	0	4	1	1	0	0	0	0	0	0	1	0	3	0	1	1	1	0	0	1	0

SENTENCES IMPOSED ON DEFENDANTS CHARGED AND CONVICTED OF FELONIES IN 1988

		SENTENCES																													
		Death	Natural Life		State Imprisonment						State Imprisonment & Fine						Periodic Imprisonment (Illinois Department of Corrections)				Periodic Imprisonment & Fine (Illinois Department of Corrections)				Periodic Imprisonment (Local Correctional Institution)				Periodic Imprisonment & Fine (Local Correctional Institution)			
		Class	Class		Class						Class						Class				Class				Class				Class			
Circuit	County	M	M	X	M	X	1	2	3	4	M	X	1	2	3	4	1	2	3	4	1	2	3	4	1	2	3	4	1	2	3	4
12th	Will	1	0	0	12	44	40	66	66	34	0	3	5	3	2	7	0	0	0	0	0	0	0	0	0	2	0	0	0	0	0	0
12th	Circuit Total	1	0	0	12	44	40	66	66	34	0	3	5	3	2	7	0	0	0	0	0	0	0	0	0	2	0	0	0	0	0	0
13th	Bureau	0	0	0	0	5	4	5	9	8	0	2	5	1	1	2	0	0	0	0	0	0	0	0	0	0	1	0	0	0	0	0
	Grundy	0	0	0	1	0	1	0	0	0	0	0	1	0	0	0	0	1	2	2	0	0	0	0	1	1	0	0	0	0	0	0
	LaSalle	0	0	0	2	17	20	16	17	19	0	2	1	1	2	0	0	0	0	0	0	0	0	0	0	0	0	0	0	0	0	0
13th	Circuit Total	0	0	0	3	22	25	21	26	27	0	4	7	2	3	2	0	1	2	2	0	0	0	0	1	1	1	0	0	0	0	0
14th	Henry	0	0	0	0	6	2	4	7	6	0	0	0	0	0	0	0	0	0	0	0	0	0	0	0	0	0	0	0	0	0	1
	Mercer	0	0	0	0	0	1	1	1	0	0	0	0	0	0	0	0	0	0	0	0	0	0	0	0	0	0	0	0	0	0	0
	Rock Island	0	0	0	1	3	23	32	24	11	0	2	2	1	8	5	0	0	0	0	0	0	0	0	0	0	1	2	0	0	0	0
	Whiteside	0	0	0	0	18	17	26	16	23	0	0	4	7	7	2	0	0	0	0	0	0	0	0	0	0	0	0	0	0	0	0
14th	Circuit Total	0	0	0	1	27	43	63	48	40	0	2	6	8	15	7	0	0	0	0	0	0	0	0	0	0	1	2	0	0	0	1
15th	Carroll	0	0	0	0	0	1	12	5	1	0	0	0	2	1	0	0	0	0	0	0	0	0	0	0	0	1	0	0	0	0	0
	Jo Daviess	0	0	0	0	0	0	5	0	1	0	1	0	0	3	0	0	0	0	0	0	1	0	0	0	0	0	0	0	0	4	1
	Lee	0	0	0	0	1	3	3	17	14	0	0	1	0	0	0	0	0	0	0	0	0	0	0	0	0	2	2	1	0	0	0
	Ogle	0	0	0	0	1	5	8	4	3	0	0	0	0	0	0	0	0	0	0	0	0	0	0	0	0	2	0	0	0	0	0
	Stephenson	0	0	0	2	6	14	24	25	22	0	0	0	0	0	0	0	0	0	0	0	0	0	0	0	0	0	0	0	0	1	0
15th	Circuit Total	0	0	0	2	8	23	52	51	41	0	1	1	2	4	0	0	0	0	0	0	1	0	0	0	0	5	2	1	0	5	1
16th	DeKalb	0	0	0	0	0	3	5	8	5	0	0	0	1	0	0	0	0	0	0	0	0	0	0	0	0	0	0	0	0	0	0
	Kane	0	0	0	0	10	11	26	22	12	0	2	2	7	3	2	0	0	0	0	0	0	0	1	0	0	0	1	0	3	1	0
	Kendall	0	0	0	0	1	0	0	0	0	0	1	0	0	0	0	0	0	4	1	0	0	0	0	0	0	0	0	0	0	0	0
16th	Circuit Total	0	0	0	0	11	14	31	30	17	0	3	2	8	3	2	0	0	4	1	0	0	0	1	0	0	0	1	0	3	1	0
17th	Boone	0	0	0	0	0	0	0	1	0	0	2	4	1	4	0	0	0	0	0	0	0	0	0	0	0	0	0	0	0	1	1
	Winnebago	0	0	0	2	25	22	25	56	21	1	0	3	4	5	4	0	0	0	0	0	0	0	0	0	0	0	0	0	0	0	0
17th	Circuit Total	0	0	0	2	25	22	25	57	21	1	2	7	5	9	4	0	0	0	0	0	0	0	0	0	0	0	0	0	0	1	1
18th	Dupage	0	0	0	2	26	27	61	94	78	0	15	7	6	8	14	0	0	0	1	0	0	0	0	0	1	9	10	1	0	0	1
18th	Circuit Total	0	0	0	2	26	27	61	94	78	0	15	7	6	8	14	0	0	0	1	0	0	0	0	0	1	9	10	1	0	0	1
19th	Lake	1	0	0	6	55	38	62	101	31	0	1	0	0	0	0	0	0	0	0	0	0	0	0	0	0	3	5	1	0	0	0
	McHenry	0	0	0	0	9	5	18	18	24	0	0	2	2	1	0	0	3	4	3	1	0	0	0	0	0	2	1	0	4	4	5
19th	Circuit Total	1	0	0	6	64	43	80	119	55	0	1	2	2	1	0	0	3	4	3	1	0	0	0	0	0	5	6	1	4	4	5
20th	Monroe	0	0	0	0	0	2	2	3	1	0	0	0	0	0	0	0	0	0	1	1	0	0	0	0	0	0	0	0	0	0	0
	Perry	0	0	0	0	2	0	6	5	5	1	0	1	0	0	0	0	0	0	0	0	0	0	0	0	0	0	0	0	2	2	1
	Randolph	0	0	0	0	4	4	3	14	2	0	0	0	1	1	0	0	0	0	0	0	0	0	0	0	0	0	0	0	0	0	0
	St. Clair	0	0	0	13	57	30	49	105	34	0	0	0	0	0	0	0	0	0	0	0	0	0	0	0	0	2	1	0	0	1	0
	Washington	0	0	0	0	0	0	1	2	0	0	0	0	0	0	0	0	0	0	0	0	0	0	0	0	0	0	0	0	2	0	0
20th	Circuit Total	0	0	0	13	63	36	61	129	42	1	0	1	1	1	0	0	0	0	1	1	0	0	0	0	0	2	1	0	4	3	1
21st	Iroquois	0	0	0	0	0	4	10	5	3	0	2	2	0	2	2	0	0	0	0	0	0	0	0	0	0	0	0	0	0	2	0
	Kankakee	1	0	0	1	6	12	12	21	23	0	0	0	0	0	1	0	0	0	0	0	0	0	0	0	0	0	0	0	0	0	0
21st	Circuit Total	1	0	0	1	6	16	22	26	26	0	2	2	0	2	3	0	0	0	0	0	0	0	0	0	0	0	0	0	0	2	0
	Downstate Total .	7	0	0	81	527	610	1,106	1,310	974	3	41	51	69	99	64	1	13	23	16	5	6	13	7	4	26	37	47	4	36	43	32
	Cook County* ..	10	30	6	303	1,994	897	2,250	1,818	1,037	0[1]	0[1]	0[1]	0[1]	0[1]	0[1]	0	0	0	0	0	0	0	0	3[2]	18	29	22	0	4	3	2
	State Total	17	30	6	384	2,521	1,507	3,356	3,128	2,011	3	41	51	69	99	64	1	13	23	16	5	6	13	7	7	44	66	69	4	40	46	34

*Does not include 706 pleas of guilty at Preliminary Hearing. Break down not available. Also Clerks Office reports include sentences where defendant was charged with a class X or murder, but found guilty of a lesser included offense.

[1]Included in State Imprisonment only category.

[2]Includes 3 class X as reported by Clerks Office.

SENTENCES IMPOSED ON DEFENDANTS CHARGED AND CONVICTED OF FELONIES DURING 1988 — continued

		SENTENCES																		
		Probation or Conditional Discharge With Periodic Imprisonment				Probation or Conditional Discharge With Other Discretionary Conditions				Probation or Conditional Discharge With No Discretionary Conditions				Found Unfit To Be Sentenced or Executed						Total Sentences
		Class				Class				Class				Class						
Circuit	County	1	2	3	4	1	2	3	4	1	2	3	4	M	X	1	2	3	4	
1st	Alexander	5	5	16	3	2	4	9	4	4	6	3	1	0	0	0	0	0	0	85
	Jackson	1	2	8	5	6	33	65	57	0	0	0	0	0	0	0	0	0	0	251
	Johnson	0	0	0	0	3	13	9	10	0	0	0	0	0	0	0	0	0	0	64
	Massac	0	4	9	1	3	3	18	2	0	0	0	1	0	0	0	0	0	0	47
	Pope	0	0	0	0	0	8	12	1	0	0	0	0	0	0	0	0	0	0	28
	Pulaski	0	0	0	0	5	1	9	3	0	0	0	0	0	0	0	0	0	0	24
	Saline	0	1	1	1	0	6	11	8	0	0	0	0	0	0	0	0	0	0	41
	Union	0	0	0	0	0	6	5	2	0	0	0	0	0	0	0	0	0	0	16
	Williamson	0	0	1	1	1	25	25	16	0	0	4	0	0	0	0	0	0	0	114
1st	Circuit Total	6	12	35	11	20	99	163	103	4	6	7	2	0	0	0	0	0	0	670
2nd	Crawford	0	3	3	3	1	3	4	8	0	0	0	0	0	0	0	0	0	0	30
	Edwards	0	0	0	0	0	0	3	0	0	0	0	0	0	0	0	0	0	0	6
	Franklin	0	1	1	1	1	8	30	29	0	0	0	1	0	0	0	0	0	0	107
	Gallatin	0	0	0	0	0	5	8	7	0	0	0	0	0	0	0	0	0	0	24
	Hamilton	0	0	1	2	0	0	0	1	0	0	0	1	0	0	0	0	0	0	11
	Hardin	0	0	0	0	0	0	3	1	0	0	0	0	0	0	0	0	0	0	14
	Jefferson	3	8	29	10	2	19	13	23	0	0	0	0	0	0	0	0	0	0	166
	Lawrence	0	2	3	3	1	1	1	3	0	1	2	0	0	0	0	0	0	0	33
	Richland	0	3	2	1	0	3	9	10	0	0	0	0	0	0	0	0	0	0	43
	Wabash	0	0	0	0	0	6	16	12	0	0	0	0	0	0	0	0	0	0	47
	Wayne	0	5	2	5	0	1	15	8	0	0	0	0	0	0	0	0	0	0	51
	White	0	0	0	0	1	4	23	19	0	0	0	0	0	0	0	0	0	0	60
2nd	Circuit Total	3	22	41	25	6	50	125	121	0	1	2	2	0	0	0	0	0	0	592
3rd	Bond	0	6	0	3	0	0	2	4	0	0	0	0	0	0	0	0	0	0	25
	Madison	8	27	35	20	18	86	112	122	0	0	0	0	0	0	0	0	0	0	672
3rd	Circuit Total	8	33	35	23	18	86	114	126	0	0	0	0	0	0	0	0	0	0	697
4th	Christian	0	2	4	3	0	6	15	10	0	0	0	0	0	0	0	0	0	0	65
	Clay	0	2	1	0	0	3	4	3	0	0	0	0	0	0	0	0	0	0	31
	Clinton	0	10	3	11	0	15	18	21	0	0	0	0	0	0	0	0	0	0	129
	Effingham	0	1	0	0	0	6	15	9	0	0	0	0	0	0	0	0	0	0	40
	Fayette	0	0	1	0	0	10	10	11	0	0	0	0	0	0	0	0	0	0	55
	Jasper	1	2	1	0	0	3	2	2	0	0	0	0	0	0	0	0	0	0	15
	Marion	13	18	25	16	2	10	11	17	0	2	5	6	0	0	0	0	0	0	208
	Montgomery ...	0	1	5	3	4	17	18	13	0	0	1	1	0	0	0	0	0	0	89
	Shelby	0	0	1	0	0	2	3	7	0	0	0	0	0	0	0	0	0	0	41
4th	Circuit Total	14	36	41	33	6	72	96	93	0	2	6	7	0	0	0	0	0	0	673
5th	Clark	0	0	5	1	0	2	7	5	0	0	0	0	0	0	0	0	0	0	28
	Coles	1	9	13	16	3	12	24	27	0	0	0	0	0	0	0	0	0	0	152
	Cumberland	0	0	0	0	0	0	3	0	0	0	0	0	0	0	0	0	0	0	6
	Edgar	0	0	0	0	4	15	17	16	0	0	0	0	0	0	0	0	0	0	68
	Vermilion	0	0	0	0	4	48	63	37	0	0	1	0	0	0	0	0	0	0	213
5th	Circuit Total	1	9	18	17	11	77	114	85	0	0	1	0	0	0	0	0	0	0	467

SENTENCES IMPOSED ON DEFENDANTS CHARGED AND CONVICTED OF FELONIES DURING 1988 — continued

		SENTENCES																		
		Probation or Conditional Discharge With Periodic Imprisonment				Probation or Conditional Discharge With Other Discretionary Conditions				Probation or Conditional Discharge With No Discretionary Conditions				Found Unfit To Be Sentenced or Executed						Total Sentences
		Class				Class				Class				Class						
Circuit	County	1	2	3	4	1	2	3	4	1	2	3	4	M	X	1	2	3	4	
6th	Champaign	0	1	0	1	16	90	134	80	0	0	0	0	0	0	0	0	0	0	486
	Dewitt	0	0	2	4	0	12	16	10	0	0	0	0	0	0	0	0	0	0	61
	Douglas	1	3	5	6	0	1	1	1	0	0	0	0	0	0	0	0	0	0	25
	Macon	2	39	81	126	3	2	6	15	0	0	0	0	0	0	0	0	0	0	675
	Moultrie	0	0	1	3	0	2	9	4	0	0	1	0	0	0	0	0	0	0	32
	Piatt	0	3	2	2	0	5	3	6	0	0	0	1	0	0	0	0	0	0	30
6th	Circuit Total	3	46	91	142	19	112	169	116	0	0	1	1	0	0	0	0	0	0	1,309
7th	Greene	0	1	0	0	0	0	0	2	0	0	0	0	0	0	0	0	0	0	29
	Jersey	0	0	1	0	1	6	7	5	0	0	0	0	0	0	0	0	0	0	32
	Macoupin	0	2	4	3	1	13	12	6	0	0	2	0	0	0	0	0	0	0	77
	Morgan	0	0	3	7	2	3	11	23	0	0	0	0	0	0	0	0	0	0	85
	Sangamon	3	7	8	5	6	37	59	39	0	1	1	0	0	0	0	0	0	0	316
	Scott	0	0	0	0	0	0	0	0	0	0	0	0	0	0	0	0	0	0	6
7th	Circuit Total	3	10	16	15	10	59	89	75	0	1	3	0	0	0	0	0	0	0	545
8th	Adams	1	24	19	10	3	23	37	25	0	0	0	0	0	0	0	0	0	0	227
	Brown	0	0	0	0	0	2	1	1	0	1	0	0	0	0	0	0	0	0	12
	Calhoun	0	0	0	0	0	1	2	3	0	0	0	0	0	0	0	0	0	0	11
	Cass	0	0	0	0	0	1	8	6	0	0	0	0	0	0	0	0	0	0	24
	Mason	0	0	0	2	0	12	12	6	0	0	0	0	0	0	0	0	0	0	54
	Menard	1	7	1	3	0	0	3	0	0	0	0	0	0	0	0	0	0	0	27
	Pike	0	7	12	3	0	1	5	5	0	0	0	0	0	0	0	0	0	0	44
	Schuyler	0	0	1	0	0	0	0	2	0	0	0	0	0	0	0	0	0	0	14
8th	Circuit Total	2	38	33	18	3	40	68	48	0	1	0	0	0	0	0	0	0	0	413
9th	Fulton	2	4	5	4	4	11	25	23	0	0	0	0	0	0	0	0	0	0	100
	Hancock	0	1	4	2	0	4	2	1	0	3	10	18	0	0	0	0	0	0	57
	Henderson	0	4	3	2	0	1	1	2	0	0	0	0	0	0	0	0	0	0	21
	Knox	0	0	0	0	8	43	38	26	0	0	0	0	0	0	0	0	0	0	149
	McDonough	1	10	5	16	1	7	5	22	3	0	2	2	0	0	0	0	0	0	123
	Warren	0	0	0	0	4	14	8	9	0	0	0	0	0	0	0	0	0	0	45
9th	Circuit Total	3	19	17	24	17	80	79	83	0	3	12	20	0	0	0	0	0	0	495
10th	Marshall	0	2	4	0	0	1	0	0	0	0	0	0	0	0	0	0	0	0	20
	Peoria	0	1	0	0	13	111	52	94	0	0	0	0	0	0	0	0	0	0	486
	Putnam	0	1	1	0	0	0	0	1	0	1	0	0	0	0	0	0	0	0	8
	Stark	0	0	0	0	0	0	0	1	0	0	0	0	0	0	0	0	0	0	8
	Tazewell	0	7	4	10	1	20	18	31	0	0	0	0	0	0	0	0	0	0	157
10th	Circuit Total	0	11	9	10	14	132	70	127	0	1	0	0	0	0	0	0	0	0	679
11th	Ford	0	2	3	0	0	4	6	2	0	0	0	0	0	0	0	0	0	0	20
	Livingston	0	0	0	0	1	18	18	27	0	0	0	0	0	0	0	0	0	0	119
	Logan	1	6	8	9	1	2	1	6	0	0	0	0	0	0	0	0	0	0	60
	McLean	3	19	30	14	4	29	50	31	1	16	9	10	0	0	0	0	0	0	395
	Woodford	0	0	0	2	0	4	10	6	0	0	0	0	0	0	0	0	0	0	32
11th	Circuit Total	4	27	41	25	6	57	85	72	1	16	9	10	0	0	0	0	0	0	625

SENTENCES IMPOSED ON DEFENDANTS CHARGED AND CONVICTED OF FELONIES DURING 1988 — continued

		SENTENCES																		
		Probation or Conditional Discharge With Periodic Imprisonment				Probation or Conditional Discharge With Other Discretionary Conditions				Probation or Conditional Discharge With No Discretionary Conditions				Found Unfit To Be Sentenced or Executed						Total Sentences
		Class				Class				Class				Class						
Circuit	County	1	2	3	4	1	2	3	4	1	2	3	4	M	X	1	2	3	4	
12th	Will	6	29	19	12	27	128	116	114	0	0	0	0	0	0	0	0	0	0	736
12th	Circuit Total	6	29	19	12	27	128	116	114	0	0	0	0	0	0	0	0	0	0	736
13th	Bureau	0	3	12	3	0	0	1	1	0	0	0	0	0	0	0	0	0	0	63
	Grundy	1	1	6	2	2	1	3	3	0	0	0	0	0	0	0	0	0	0	29
	LaSalle	2	0	5	4	7	39	39	36	0	3	0	5	0	0	0	0	0	0	237
13th	Circuit Total	3	4	23	9	9	40	43	40	0	3	0	5	0	0	0	0	0	0	329
14th	Henry	0	0	0	0	4	12	20	15	0	0	0	0	0	0	0	0	0	0	77
	Mercer	0	1	3	0	0	4	8	3	0	0	0	0	0	0	0	0	0	0	22
	Rock Island	4	29	48	36	6	26	45	47	2	4	5	9	0	0	0	0	0	0	376
	Whiteside	0	0	0	0	9	29	53	69	0	0	0	0	0	0	0	0	0	0	280
14th	Circuit Total	4	30	51	36	19	71	126	134	2	4	5	9	0	0	0	0	0	0	755
15th	Carroll	1	7	6	0	3	0	2	6	1	1	4	1	0	0	0	0	0	0	55
	Jo Daviess	0	1	2	0	3	1	6	9	0	0	0	0	0	0	0	0	0	0	35
	Lee	3	15	9	16	7	19	23	42	0	1	0	1	0	0	0	0	0	0	180
	Ogle	2	10	10	3	7	19	6	7	0	0	0	0	0	0	0	0	0	0	87
	Stephenson	0	0	0	1	1	21	85	67	0	0	0	0	0	0	0	0	0	0	269
15th	Circuit Total	6	33	27	20	18	60	122	131	1	2	4	2	0	0	0	0	0	0	626
16th	DeKalb	0	0	0	0	9	22	22	36	0	0	1	1	0	0	0	0	0	0	113
	Kane	0	9	17	4	16	85	72	55	1	9	15	15	0	0	0	0	0	0	401
	Kendall	0	7	8	4	1	4	3	4	0	0	0	0	0	0	0	0	0	0	38
16th	Circuit Total	0	16	25	8	26	111	97	95	1	9	16	16	0	0	0	0	0	0	552
17th	Boone	0	0	0	0	3	12	14	12	0	0	0	0	0	0	0	0	0	0	55
	Winnebago	3	13	19	8	6	61	135	74	0	3	5	1	0	0	0	0	0	0	493
17th	Circuit Total	3	13	19	8	9	73	149	86	0	3	5	1	0	0	0	0	0	0	548
18th	DuPage	12	15	20	33	23	171	369	395	1	3	6	9	0	0	0	2	0	1	1,421
18th	Circuit Total	12	15	20	33	23	171	369	395	1	3	6	9	0	0	0	2	0	1	1,421
19th	Lake	25	117	96	57	47	112	148	220	1	0	1	2	0	0	0	0	0	0	1,130
	McHenry	7	13	27	30	7	17	38	50	1	4	6	9	0	0	0	0	0	0	315
19th	Circuit Total	32	130	123	87	54	129	186	270	2	4	7	11	0	0	0	0	0	0	1,445
20th	Monroe	0	4	2	4	0	4	3	2	0	2	1	0	0	0	0	0	0	0	32
	Perry	0	5	4	9	0	11	11	16	0	0	0	1	0	0	0	0	0	0	82
	Randolph	0	0	0	0	1	3	7	8	0	0	0	0	0	0	0	0	1	0	49
	St. Clair	0	0	0	0	19	106	185	120	0	0	0	0	0	0	0	0	0	0	722
	Washington	0	2	0	3	0	5	5	6	0	0	0	0	0	0	0	0	0	0	26
20th	Circuit Total	0	11	6	16	20	129	211	152	0	2	1	1	0	0	0	0	1	0	911
21st	Iroquois	0	5	6	1	4	7	15	7	0	0	0	0	0	0	0	0	0	0	77
	Kankakee	0	0	0	0	5	29	48	53	0	0	0	0	0	0	0	0	0	0	212
21st	Circuit Total	0	5	6	1	9	36	63	60	0	0	0	0	0	0	0	0	0	0	289
	Downstate Total	110	549	696	573	344	1812	2654	2526	12	61	85	96	0	0	0	2	1	1	14,777
	Cook County ...	356[b]	992	789	424	306[c]	840	913	853	375[a]	1151	1175	822	1	1	1	5	3	3	17,422[d]
	State Total	466	1541	1485	997	650	2652	3567	3379	387	1212	1260	918	1	1	1	7	4	4	32,199

[a]Includes 11 class M and 201 class X as reported by Clerks Office.
[b]Includes 13 class M and 184 class X as reported by Clerks Office.
[c]Includes 7 class M and 129 class X as reported by Clerks Office.
[d]Does not include 706 pleas at preliminary hearings. Class breakdown not available.

FISCAL YEAR 1988
TOTAL FINANCIAL ACTIVITY
AS REPORTED BY THE CLERKS OF THE CIRCUIT COURT

		Revenue of Clerk's Office							Clerk's Operating Expenses					
Circuit	County	Clerk's Fees	Court Automation Fees	Maintenance and Child Support Fund	Interest Paid on Invested Funds	IDPA IV-D Contract and Incentive Payments	Other	Clerk's Revenue Total	Clerk's Salary	All Other Office Personnel	Full Time Staff	Part Time Staff	Other Office Expenses	Total Clerk's Office Expenditures
1st	Alexander	$39,134	$5,160	$35	$4,000	$0	$0	$48,329	$15,000	$23,500	2	0	$11,500	$50,000
	Jackson	259,918	35,355	23,237	7,099	0	0	325,609	30,320	115,776	10	0	26,932	173,028
	Johnson	47,291	10,222	469	2,399	0	0	60,381	23,000	29,811	2	0	4,776	57,587
	Massac	69,108	12,876	5,344	4,370	0	0	91,698	19,446	47,801	4	0	13,539	80,786
	Pope	10,435	1,560	0	0	0	0	11,995	16,500	5,000	0	1	3,818	25,318
	Pulaski	74,843	13,074	87	0	0	0	88,004	17,136	23,618	2	1	3,091	43,845
	Union	67,119	9,525	3,162	4,352	0	0	84,158	20,000	41,002	4	0	25,955	86,957
	Saline	107,689	12,886	3,553	0	0	0	124,128	26,099	73,325	6	0	33,291	132,715
	Williamson	285,320	33,981	9,377	12,085	0	0	328,678	30,000	122,825	11	1	14,312	167,137
1st	Circuit Total	$960,857	$134,639	$45,264	$34,305	$0	$0	$1,162,980	$197,501	$482,658	41	3	$137,214	$817,373
2nd	Crawford	$83,162	$12,563	$0	$3,095	$0	$0	$98,820	$23,671	$64,546	5	0	$12,064	$100,281
	Edwards	22,335	3,023	2,104	1,103	0	0	28,565	18,744	14,190	1	2	20,800	53,734
	Franklin	129,134	16,240	45	14,713	0	0	160,133	25,819	63,826	6	1	13,178	102,823
	Gallatin	22,218	2,870	0	3,586	0	0	28,675	19,000	15,974	1	1	5,886	40,860
	Hamilton	22,490	2,984	1,683	597	0	0	27,755	14,500	10,799	1	1	3,958	29,257
	Hardin	11,286	457	540	0	0	0	12,283	16,717	8,349	1	0	1,717	26,783
	Jefferson	134,297	10,983	0	0	0	0	145,280	26,500	89,643	7	0	14,863	131,006
	Lawrence	61,421	8,187	0	5,229	0	0	74,837	21,400	38,258	3	2	9,099	68,757
	Richland	77,039	10,402	7,192	3,794	0	0	98,427	24,133	42,994	1	3	5,301	72,428
	Wabash	61,418	6,872	7,196	8,311	0	0	83,797	19,999	42,756	3	1	15,780	78,535
	Wayne	55,213	8,733	5,894	5,196	0	0	75,036	18,500	54,529	4	0	22,782	95,811
	White	73,937	10,276	5,590	5,194	0	0	94,997	26,180	47,532	4	0	11,541	85,253
2nd	Circuit Total	$753,950	$93,590	$30,244	$50,818	$0	$0	$928,602	$255,163	$493,396	37	11	$136,969	$885,528
3rd	Bond	$41,145	$5,405	$7,852	$0	$0	$0	$54,402	$23,200	$24,417	2	0	$16,375	$63,992
	Madison	714,550	120,979	57,622	110,829	343,877	0	1,347,857	40,000	1,011,426	60	4	177,662	1,229,088
3rd	Circuit Total	$755,695	$126,384	$65,474	$110,829	$343,877	$0	$1,402,259	$63,200	$1,035,843	62	4	$194,037	$1,293,080
4th	Christian	$123,775	$18,338	$0	$3,013	$0	$0	$145,126	$28,500	$108,200	8	0	$48,496	$185,196
	Clay	48,513	4,946	0	3,628	0	0	57,087	22,500	40,561	3	0	5,510	68,571
	Clinton	97,355	22,198	5,446	7,348	0	555	132,902	28,750	97,615	7	0	20,630	146,995
	Effingham	149,615	18,016	7,676	9,196	0	0	184,503	23,250	87,412	7	0	27,740	138,402
	Fayette	85,868	13,376	9,267	4,494	0	0	113,005	20,000	49,200	4	0	13,590	82,790
	Jasper	40,531	6,117	0	3,894	0	201	50,743	22,914	26,982	2	1	7,153	57,049
	Marion	230,900	32,550	33,212	15,350	0	0	312,012	27,000	164,298	9	2	18,080	209,378
	Montgomery	160,034	22,385	0	8,465	0	0	190,884	25,000	86,059	7	0	17,087	128,146
	Shelby	71,241	10,713	10,367	2,199	0	0	94,520	22,300	53,827	4	0	8,637	84,764
4th	Circuit Total	$1,007,832	$148,639	$65,968	$57,587	$0	$756	$1,280,782	$220,214	$714,154	51	3	$166,923	$1,101,291
5th	Clark	$100,744	$0	$3,167	$5,943	$0	$0	$109,854	$21,500	$43,960	4	1	$7,070	$72,530
	Coles	207,979	0	23,312	5,306	0	8,062	244,659	28,000	104,909	8	1	8,775	141,684
	Cumberland	94,408	0	3,254	4,565	0	0	102,227	17,560	13,667	1	1	5,360	36,587
	Edgar	71,834	8,981	6,087	3,065	0	313	90,280	26,000	58,377	5	0	41,843	126,220
	Vermilion	328,599	27,545	27,868	24,021	0	1,553	409,586	26,499	240,940	20	6	44,650	312,089
5th	Circuit Total	$803,564	$36,526	$63,688	$42,900	$0	$9,928	$956,606	$119,559	$461,853	38	9	$107,698	$689,110

FISCAL YEAR 1988
TOTAL FINANCIAL ACTIVITY
AS REPORTED BY THE CLERKS OF THE CIRCUIT COURT

Circuit	County	Revenue of Clerk's Office							Clerk's Operating Expenses					
		Clerk's Fees	Court Automation Fees	Maintenance and Child Support Fund	Interest Paid on Invested Funds	IDPA IV-D Contract and Incentive Payments	Other	Clerk's Revenue Total	Clerk's Salary	All Other Office Personnel	Full Time Staff	Part Time Staff	Other Office Expenses	Total Clerk's Office Expenditures
6th	Champaign	$644,803	$86,307	$36,044	$92,348	$28,461	$0	$887,963	$28,499	$376,418	25	1	$40,149	$445,066
	DeWitt	72,531	9,114	0	0	0	198	81,843	20,000	67,434	6	0	14,248	101,682
	Douglas	79,962	10,349	8,187	3,709	0	0	102,207	31,000	91,662	7	2	6,755	129,417
	Macon	610,806	76,555	0	20,401	50,000	2,477	760,239	38,220	464,200	34	9	146,000	648,420
	Moultrie	46,519	0	20,027	1,273	0	0	67,819	23,500	46,678	4	0	28,509	98,687
	Piatt	52,052	2,635	0	5,318	0	0	60,005	25,000	109,810	6	0	28,260	163,070
6th	Circuit Total	$1,506,673	$184,960	$64,258	$123,049	$78,461	$2,675	$1,960,076	$166,219	$1,156,202	82	12	$263,921	$1,586,342
7th	Greene	$39,110	$2,137	$2,444	$1,772	$0	$0	$45,463	$21,500	$45,223	3	1	$9,100	$75,823
	Jersey	124,860	9,542	3,604	4,273	0	0	142,279	21,500	54,578	4	1	9,850	85,928
	Macoupin	204,637	22,249	12,137	8,617	0	246,000	493,640	27,166	177,019	11	0	49,080	253,265
	Morgan	135,471	18,543	4,723	0	0	659	159,396	26,000	86,526	5	4	15,325	127,851
	Sangamon	831,190	123,290	8,201,978	71,189	0	0	9,227,647	34,000	560,947	38	11	96,321	691,268
	Scott	15,322	0	0	298	0	0	15,620	17,800	12,700	1	0	4,778	35,278
7th	Circuit Total	$1,350,590	$175,761	$8,224,886	$86,149	$0	$246,659	$10,084,045	$147,966	$936,993	62	17	$184,454	$1,269,413
8th	Adams	$258,754	$25,615	$3,073	$2,659	$0	$0	$290,101	$28,000	$159,404	13	0	$45,035	$232,439
	Brown	23,494	3,633	75	1,431	0	0	28,633	15,799	20,856	2	0	6,006	42,661
	Calhoun	18,115	2,748	694	1,779	0	2,593	25,929	15,500	6,304	0	1	4,873	26,677
	Cass	47,102	6,773	4,249	8,552	0	212	66,888	22,000	35,400	3	0	7,750	65,150
	Mason	65,207	6,729	38,371	3,118	0	0	113,425	22,500	45,996	4	1	12,444	80,940
	Menard	34,800	978	1,150	1,422	0	180	38,530	27,395	39,669	2	2	10,226	77,290
	Pike	65,192	0	4,880	0	0	0	70,072	20,500	53,542	5	1	13,790	87,832
	Schuyler	29,876	4,256	3,243	0	0	0	37,375	20,499	24,700	2	0	9,880	55,079
8th	Circuit Total	$542,540	$50,732	$55,735	$18,961	$0	$2,985	$670,953	$172,193	$385,871	31	5	$110,004	$668,068
9th	Fulton	$122,657	$2,587	$15,315	$8,988	$0	$0	$149,547	$25,000	$76,573	5	2	$17,334	$118,907
	Hancock	75,497	6,517	6,168	953	0	0	89,135	24,499	42,500	4	0	11,964	78,963
	Henderson	39,070	5,706	0	4,832	0	0	49,608	18,900	33,904	2	1	14,767	67,571
	Knox	332,459	36,940	32,948	1,614	0	0	403,961	23,500	185,321	15	1	23,107	231,928
	McDonough	122,607	17,069	15,384	13,722	0	0	168,782	22,000	99,577	8	1	14,500	136,077
	Warren	90,149	13,824	12,002	2,007	0	0	117,982	24,205	71,842	6	0	24,750	120,797
9th	Circuit Total	$782,439	$82,643	$81,817	$32,116	$0	$0	$979,015	$138,104	$509,717	40	5	$106,422	$754,243
10th	Marshall	$50,183	$6,699	$5,466	$2,062	$0	$0	$64,410	$19,569	$41,510	2	3	$13,828	$74,907
	Peoria	834,964	123,256	3,507	58,061	0	40,891	1,060,679	33,364	609,708	53	2	337,061	980,133
	Putnam	19,600	3,771	540	721	0	0	24,632	18,750	10,212	1	0	3,528	32,490
	Stark	19,277	0	0	4,232	0	0	23,509	18,872	14,677	1	1	4,740	38,289
	Tazewell	291,054	13,800	26,314	9,591	0	0	340,759	31,298	324,583	26	2	16,550	372,431
10th	Circuit Total	$1,215,078	$147,526	$35,827	$74,667	$0	$40,891	$1,513,989	$121,853	$1,000,690	83	8	$375,707	$1,498,250
11th	Ford	$50,490	$8,372	$315	$1,763	$0	$0	$60,940	$21,500	$28,292	2	1	$11,341	$61,133
	Livingston	153,365	23,700	6,067	1,310	0	786	185,228	31,000	95,675	7	2	25,103	151,778
	Logan	126,157	23,066	0	7,263	0	0	156,486	24,750	110,000	6	1	16,100	150,850
	McLean	609,094	99,000	675	59,881	0	0	768,650	31,663	427,421	28	28	205,417	664,501
	Woodford	94,530	13,650	4,789	0	0	2,000	114,969	27,500	76,845	5	1	16,151	120,496
11th	Circuit Total	$1,033,636	$167,788	$11,846	$70,217	$0	$2,786	$1,286,273	$136,413	$738,233	48	33	$274,112	$1,148,758

FISCAL YEAR 1988
TOTAL FINANCIAL ACTIVITY
AS REPORTED BY THE CLERKS OF THE CIRCUIT COURT

Circuit	County	Revenue of Clerk's Office							Clerk's Operating Expenses					
		Clerk's Fees	Court Automation Fees	Maintenance and Child Support Fund	Interest Paid on Invested Funds	IDPA IV-D Contract and Incentive Payments	Other	Clerk's Revenue Total	Clerk's Salary	All Other Office Personnel	Full Time Staff	Part Time Staff	Other Office Expenses	Total Clerk's Office Expenditures
12th	Will	$3,072,462	$202,079	$116,670	$41,712	$0	$27,378	$3,460,301	$43,989	$1,230,027	88	0	$129,455	$1,403,471
12th	Circuit Total	$3,072,462	$202,079	$116,670	$41,712	$0	$27,378	$3,460,301	$43,989	$1,230,027	88	0	$129,455	$1,403,471
13th	Bureau	$138,906	$21,395	$10,542	$2,234	$0	$717	$173,794	$29,000	$117,072	8	2	$34,335	$180,407
	Grundy	119,311	18,516	12,276	5,021	0	840	155,964	28,000	69,800	4	2	12,215	110,015
	LaSalle	328,820	60,544	110,227	25,474	0	0	525,065	26,499	359,304	31	0	32,057	417,860
13th	Circuit Total	$587,037	$100,455	$133,045	$32,729	$0	$1,557	$854,823	$83,499	$546,176	43	4	$78,607	$708,282
14th	Henry	$203,567	$35,314	$0	$11,288	$0	$0	$250,169	$29,101	$151,690	12	4	$37,206	$217,997
	Mercer	51,038	5,649	811,529	2,173	0	0	870,389	23,600	31,700	3	0	7,951	63,251
	Rock Island	3,364,503	101,096	0	20,873	0	0	3,486,472	32,500	408,523	30	0	36,900	477,923
	Whiteside	240,730	31,597	25,459	856	0	0	298,642	27,000	138,388	10	1	17,826	183,214
14th	Circuit Total	$3,859,838	$173,656	$836,988	$35,190	$0	$0	$4,905,672	$112,201	$730,301	55	5	$99,883	$942,385
15th	Carroll	$61,945	$8,286	$7,390	$0	$0	$0	$77,621	$17,416	$26,194	3	0	$5,135	$48,745
	Jo Daviess	89,662	19,540	0	3,537	0	410	113,149	21,000	46,146	4	0	9,800	76,946
	Lee	212,931	31,909	17,087	1,960	0	0	263,887	32,232	160,416	10	1	30,670	223,318
	Ogle	152,336	21,257	16,365	12,854	0	0	202,812	29,100	115,447	8	2	34,612	179,159
	Stephenson	199,369	33,882	20,635	6,097	0	1,663	261,646	27,999	131,612	11	2	12,467	172,078
15th	Circuit Total	$716,243	$114,874	$61,477	$24,448	$0	$2,073	$919,115	$127,747	$479,815	36	5	$92,684	$700,246
16th	DeKalb	$291,779	$47,255	$795,294	$11,030	$0	$0	$1,145,358	$34,500	$238,239	16	4	$24,900	$297,639
	Kane	1,007,266	164,931	78,435	123,992	0	3,871	1,378,495	39,500	1,214,901	88	8	731,896	1,986,297
	Kendall	134,875	24,111	10,628	5,292	0	0	174,906	27,500	88,185	5	3	25,184	140,869
16th	Circuit Total	$1,433,920	$236,297	$884,357	$140,314	$0	$3,871	$2,698,759	$101,500	$1,541,325	109	15	$781,980	$2,424,805
17th	Boone	$151,971	$4,092	$4,086	$5,841	$0	$648	$166,638	$21,957	$125,683	9	1	$19,962	$167,602
	Winnebago	1,219,000	153,643	27,145	35,255	0	230,947	1,665,990	35,000	787,001	59	4	103,064	925,065
17th	Circuit Total	$1,370,971	$157,735	$31,231	$41,096	$0	$231,595	$1,832,628	$56,957	$912,684	68	5	$123,026	$1,092,667
18th	DuPage	$4,038,959	$604,409	$198,143	$437,632	$0	$0	$5,279,143	$54,500	$3,006,025	157	9	$2,658,162	$5,718,687
18th	Circuit Total	$4,038,959	$604,409	$198,143	$437,632	$0	$0	$5,279,143	$54,500	$3,006,025	157	9	$2,658,162	$5,718,687
19th	Lake	$2,315,093	$363,287	$8,131,879	$123,540	$0	$0	$10,933,799	$44,300	$1,578,767	89	5	$73,631	$1,696,698
	McHenry	815,748	133,197	432	39,420	0	0	988,797	40,000	652,848	45	2	94,085	786,933
19th	Circuit Total	$3,130,841	$496,484	$8,132,311	$162,960	$0	$0	$11,922,596	$84,300	$2,231,615	134	7	$167,716	$2,483,631
20th	Monroe	$57,885	$7,780	$5,061	$2,244	$0	$1,271	$74,241	$26,060	$47,214	3	1	$11,375	$84,649
	Perry	85,182	10,976	0	0	0	0	96,158	25,500	42,559	4	1	13,468	81,527
	Randolph	113,715	13,641	3,249	11,475	0	0	142,080	24,900	59,797	5	0	19,437	104,134
	St. Clair	1,367,466	182,947	81,074	139,259	163,818	0	1,934,564	39,555	732,453	58	0	61,824	833,832
	Washington	51,606	3,012	3,822	3,361	0	0	61,801	24,000	26,618	2	1	4,789	55,407
20th	Circuit Total	$1,675,854	$218,356	$93,206	$156,339	$163,818	$1,271	$2,308,844	$140,015	$908,641	72	3	$110,893	$1,159,549
21st	Iroquois	$172,290	$15,683	$0	$20,075	$0	$0	$208,048	$27,500	$99,533	7	0	$17,097	$144,130
	Kankakee	412,740	46,825	3,657,760	20,062	0	0	4,137,387	26,000	227,136	21	1	38,490	291,626
21st	Circuit Total	$585,030	$62,508	$3,657,760	$40,137	$0	$0	$4,345,435	$53,500	$326,669	28	1	$55,587	$435,756
	Cook County	$36,346,589	$0	$3,156,790	$3,246,788	$0	$0	$42,750,167	$55,000	$42,536,598	2,180	121	$4,756,423	$47,348,021
	Downstate Total	$31,184,009	$3,716,041	$22,890,195	$1,814,155	$586,156	$574,425	$60,752,896	$2,596,593	$19,828,888	1,365	164	$6,355,454	$28,780,935
	State Total	$67,530,598	$3,716,041	$26,046,985	$5,060,943	$586,156	$574,425	$103,503,063	$2,651,593	$62,365,486	3,545	285	$11,111,877	$76,128,956

DISTRIBUTION OF FUNDS HELD IN TRUST OR AGENCY CAPACITY

Circuit	County	Maintenance and Child Support	Fines, Penalties, Assessments, and Forfeitures					
			Municipals	Townships	County Criminal	County Traffic	Subtotal Local Disbursements	State Conservation Department Funds
1st	Alexander	$179,245	$19,425	$0	$17,138	$34,763	$71,326	$8,841
	Jackson	1,384,584	309,252	0	123,005	168,858	601,115	2,835
	Johnson	152,115	13,271	0	26,863	77,526	117,660	925
	Massac	355,806	49,172	0	20,373	79,088	923	4,875
	Pope	101,359	3,101	0	8,950	17,880	29,931	683
	Pulaski	173,226	7,263	0	48,420	99,918	155,601	2,953
	Union	296,475	15,367	0	20,975	49,160	85,502	2,334
	Saline	900,856	51,493	0	42,215	94,187	187,895	412
	Williamson	1,232,344	97,182	0	47,175	166,188	310,545	2,588
1st	Circuit Total	$4,776,010	$565,526	$0	$355,114	$787,568	$1,708,208	$26,446
2nd	Crawford	$732,737	$62,758	$0	$19,201	$62,240	$144,199	$729
	Edwards	210,146	1,873	0	8,882	3,041	13,796	244
	Franklin	1,464,204	52,665	0	0*	145,139	197,804	2,478
	Gallatin	152,086	11,148	0	15,802	36,033	62,983	569
	Hamilton	149,569	1,797	0	5,573	19,645	27,015	785
	Hardin	540	3,909	0	7,700	4,238	15,847	0
	Jefferson	1,309,698	52,356	0	80,708	110,667	243,731	2,491
	Lawrence	491,768	21,776	0	26,878	50,094	98,748	1,755
	Richland	459,608	60,286	0	28,393	56,787	145,466	445
	Wabash	520,603	47,137	0	23,386	37,255	107,778	1,088
	Wayne	378,256	12,316	0	14,462	75,577	102,355	1,943
	White	456,887	35,391	0	45,292	90,578	171,261	1,842
2nd	Circuit Total	$6,326,102	$363,412	$0	$276,277	$691,294	$1,330,983	$14,369
3rd	Bond	$95,506	$9,127	$0	$16,370	$31,035	$56,532	$3,259
	Madison	7,796,266	985,878	10,915	60,135	514,929	1,571,857	5,412
3rd	Circuit Total	$7,891,772	$995,005	$10,915	$76,505	$545,964	$1,628,389	$8,671
4th	Christian	$1,423,791	$84,442	$0	$63,890	$120,208	$268,540	$3,827
	Clay	321,561	20,496	0	25,177	32,835	78,508	741
	Clinton	442,925	97,999	0	84,909	69,203	252,111	3,323
	Effingham	893,071	80,208	0	61,613	169,981	311,802	539
	Fayette	654,905	35,608	0	25,525	88,180	149,313	2,119
	Jasper	225,818	4,480	0	11,115	54,817	70,412	1,894
	Marion	1,502,103	172,002	0	57,216	219,928	449,146	1,123
	Montgomery	796,230	79,601	0	87,841	197,306	364,748	2,888
	Shelby	726,232	46,781	0	55,177	64,872	166,830	9,231
4th	Circuit Total	$6,986,636	$621,617	$0	$472,463	$1,017,330	$2,111,410	$25,685
5th	Clark	$535,418	$39,860	$0	$18,000	$88,616	$146,476	$3,370
	Coles	2,160,731	132,133	0	79,841	92,323	304,297	4,920
	Cumberland	319,606	10,904	0	13,471	8,494	32,869	1,507
	Edgar	713,740	37,422	782	17,080	45,924	101,208	3,302
	Vermilion	3,670,850	236,215	8,032	36,198	196,771	477,216	12,524
5th	Circuit Total	$7,400,345	$456,534	$8,814	$164,590	$432,128	$1,062,066	$25,623
6th	Champaign	$3,996,996	$572,678	$17,115	$68,104	$300,828	$958,725	$830
	DeWitt	795,073	66,031	0	39,488	62,280	167,799	10,947
	Douglas	809,027	21,654	0	7,658	60,741	90,053	830
	Macon	9,763,275	626,826	0	203,660	135,769	966,255	960
	Moultrie	666,893	9,650	0	36,131	60,536	106,317	3,503
	Piatt	1,042,384	19,039	0	14,521	60,844	94,404	144
6th	Circuit Total	$17,073,648	$1,315,878	$17,115	$369,562	$680,998	$2,383,553	$17,214
7th	Greene	$26,286	$23,011	$0	$5,324	$36,035	$64,370	$287
	Jersey	477,978	54,965	0	18,383	81,346	154,694	5,616
	Macoupin	1,505,965	90,057	0	43,568	87,136	220,761	1,557
	Morgan	2,534,290	112,862	9,346	48,570	92,472	263,250	1,186
	Sangamon	8,201,978	422,547	0	114,436	432,003	968,986	2,683
	Scott	150,075	954	0	602	15,494	17,050	0
7th	Circuit Total	$12,896,572	$704,396	$9,346	$230,883	$744,486	$1,689,111	$11,329
8th	Adams	$2,294,679	$226,429	$0	$64,435	$82,002	$372,866	$6,335
	Brown	202,485	5,318	0	16,546	22,669	44,533	621
	Calhoun	56,856	1,006	0	16,238	24,033	41,277	3,891
	Cass	404,084	25,772	0	21,493	34,845	82,110	1,507
	Mason	457,312	48,290	0	20,930	55,329	124,549	2,001
	Menard	323,693	21,002	0	16,249	28,519	65,770	2,113
	Pike	436,176	15,180	0	9,280	77,160	101,620	2,826
	Schuyler	236,778	6,150	125	8,406	25,869	40,550	3,174
8th	Circuit Total	$4,412,063	$349,147	$125	$173,577	$350,426	$873,275	$22,468

*The "County Criminal" and "County Traffic" funds are not separated, and are reported together under "County Traffic".

AND OF COLLECTIONS MADE FOR OTHERS

State Police (Overweights)	Illinois State Toll Highway Authority	Juvenile Drug Abuse Fund	Drug Traffic Prevention Fund	Violent Crimes Assistance Fund	Traffic & Criminal Conviction Surcharge	Driver Education Fund	Subtotal State Disbursements	County	Circuit
$5,021	$0	$0	$0	$2,602	$9,056	$7,054	$32,574	Alexander	1st
5,640	0	1,298	9,086	59,020	62,334	50,694	190,907	Jackson	
1,150	0	0	2,088	7,244	15,247	9,144	35,798	Johnson	
0	0	383	2,681	7,699	17,730	17,268	50,636	Massac	
0	0	1,760	1,215	3,050	2,831	490	10,304	Pope	
0	0	0	0	4,887	21,794	18,168	47,802	Pulaski	
5,675	0	0	0	6,621	12,412	10,255	37,297	Union	
3,146	0	0	0	7,821	21,818	16,428	49,625	Saline	
379,122	0	3,651	0	20,074	86,558	28,434	520,427	Williamson	
$399,754	$0	$7,092	$15,070	$119,018	$249,780	$157,935	$975,370	Circuit Total	1st
$0	$0	$500	$1,500	$7,592	$19,847	$17,181	$47,349	Crawford	2nd
3,879	0	320	0	1,286	4,761	4,734	15,224	Edwards	
9,352	0	1,760	12,325	7,578	24,223	19,745	77,461	Franklin	
10,425	0	0	0	2,256	6,599	5,006	24,855	Gallatin	
5,156	0	103	837	2,604	4,744	3,768	17,997	Hamilton	
2,140	0	360	0	673	2,405	1,002	6,580	Hardin	
12,635	0	2,631	39,442	17,705	32,815	18,676	126,395	Jefferson	
1,610	0	1,596	0	4,723	13,403	10,703	33,790	Lawrence	
1,295	0	0	0	1,328	10,901	9,260	23,229	Richland	
1,125	0	0	1,435	11,459	12,323	8,969	36,399	Wabash	
14,032	0	0	0	8,283	15,385	13,310	52,953	Wayne	
32,750	0	176	0	7,242	18,498	11,576	72,084	White	
$94,399	$0	$7,446	$55,539	$72,729	$165,904	$123,930	$534,316	Circuit Total	2nd
$330	$0	$0	$0	$5,104	$8,824	$4,783	$22,300	Bond	3rd
268,337	0	0	0	73,813	234,025	96,781	678,368	Madison	
$268,667	$0	$0	$0	$78,917	$242,849	$101,564	$700,668	Circuit Total	3rd
$20,887	$0	$1,998	$710	$23,417	$34,700	$27,348	$112,887	Christian	4th
5,785	0	806	0	8,451	12,182	7,936	35,901	Clay	
900	0	1,570	0	16,416	30,165	14,101	66,475	Clinton	
19,675	0	0	0	29,020	49,059	36,827	135,120	Effingham	
49,825	0	2,502	0	9,259	26,470	17,372	107,547	Fayette	
1,045	0	375	1,125	5,133	10,690	6,519	26,781	Jasper	
7,970	0	520	1,996	30,734	62,157	52,829	157,329	Marion	
117,632	0	0	691	18,808	57,603	34,170	231,792	Montgomery	
523	0	178	20	16,330	20,879	12,875	60,036	Shelby	
$224,242	$0	$7,949	$4,542	$157,568	$303,905	$209,977	$933,868	Circuit Total	4th
$221,483	$0	$0	$0	$12,989	$48,519	$18,488	$304,849	Clark	5th
560	0	0	0	27,053	37,911	21,623	92,067	Coles	
232	0	0	0	2,290	9,675	9,715	23,419	Cumberland	
4,134	0	7,247	0	6,715	15,733	8,696	45,827	Edgar	
28,950	0	0	12,380	46,507	75,754	67,616	243,731	Vermilion	
$255,359	$0	$7,247	$12,380	$95,554	$187,592	$126,138	$709,893	Circuit Total	5th
$0	$0	$5,853	$0	$76,535	$110,026	$95,413	$288,657	Champaign	6th
2,120	0	124	0	14,854	15,784	12,420	56,249	DeWitt	
2,263	0	0	830	5,181	12,317	15,088	36,509	Douglas	
39,773	0	1,193	600	39,440	121,410	67,097	270,473	Macon	
4,170	0	0	0	8,176	13,270	9,264	38,383	Moultrie	
3,710	0	0	0	6,370	12,819	13,083	36,126	Piatt	
$52,036	$0	$7,170	$1,430	$150,556	$285,626	$212,365	$726,397	Circuit Total	6th
$0	$0	$0	$275	$2,886	$6,595	$4,995	$15,038	Greene	7th
4,355	0	1,041	3,183	26,182	24,695	20,625	85,697	Jersey	
1,680	0	0	0	22,297	33,635	27,584	86,753	Macoupin	
9,126	0	744	1,030	23,421	32,322	22,786	90,615	Morgan	
193,326	0	729	5,262	79,236	112,829	84,957	479,022	Sangamon	
8,390	0	0	0	1,401	3,637	2,292	15,720	Scott	
$216,877	$0	$2,514	$9,750	$155,423	$213,713	$163,239	$772,845	Circuit Total	7th
$5,989	$0	$965	$6,868	$24,985	$53,636	$36,268	$135,046	Adams	8th
3,195	0	200	3,200	7,120	4,931	3,290	22,557	Brown	
4,995	0	0	0	5,443	6,018	3,968	24,315	Calhoun	
775	0	0	0	8,948	11,052	9,043	31,325	Cass	
6,210	0	0	0	6,526	18,257	16,667	49,661	Mason	
330	0	510	1,462	6,537	8,651	6,744	26,347	Menard	
47,132	0	735	0	7,847	12,469	5,949	76,958	Pike	
1,790	0	106	753	7,456	6,376	5,259	24,914	Schuyler	
$70,416	$0	$2,516	$12,283	$74,862	$121,390	$87,188	$391,123	Circuit Total	8th

DISTRIBUTION OF FUNDS HELD IN TRUST OR AGENCY CAPACITY

Circuit	County	Maintenance and Child Support	Fines, Penalties, Assessments, and Forfeitures					
			Municipals	Townships	County Criminal	County Traffic	Subtotal Local Disbursements	State Conservation Department Funds
9th	Fulton	$1,912,058	$84,110	$0	$44,444	$88,955	$217,509	$5,586
	Hancock	735,761	23,586	306	30,134	51,800	105,826	2,092
	Henderson	283,040	7,396	0	9,430	54,974	71,800	2,418
	Knox	3,396,975	182,362	88	49,116	94,766	326,332	1,465
	McDonough	1,112,230	98,358	177	52,857	74,240	225,632	3,402
	Warren	863,309	41,149	0	8,011	79,007	128,167	751
9th	Circuit Total	$8,303,373	$436,961	$571	$193,992	$443,742	$1,075,266	$15,714
10th	Marshall	$482,848	$23,631	$0	$14,488	$37,431	$75,550	$1,441
	Peoria	9,120,153	610,810	0	213,486	164,982	989,278	5,557
	Putnam	193,992	3,657	0	1,329	34,007	38,993	618
	Stark	174,490	5,848	0	9,609	19,067	34,524	175
	Tazewell	1,085,421	1,033,190	0	126,999	906,849	2,067,038	2,007
10th	Circuit Total	$11,056,904	$1,677,136	$0	$365,911	$1,162,336	$3,205,383	$9,798
11th	Ford	$350,639	$28,108	$3,353	$9,541	$48,050	$89,052	$320
	Livingston	1,452,436	68,316	1,051	26,360	241,777	337,504	1,434
	Logan	1,181,964	83,174	0	22,490	157,326	262,990	1,585
	McLean	2,448,344	809,173	349	130,272	333,818	1,273,612	2,316
	Woodford	838,030	44,743	0	14,661	105,889	165,293	288
11th	Circuit Total	$6,271,413	$1,033,514	$4,753	$203,324	$886,860	$2,128,451	$5,943
12th	Will	$16,439,984	$1,508,975	$96,768	$191,453	$588,898	$2,386,094	$2,256
12th	Circuit Total	$16,439,984	$1,508,975	$96,768	$191,453	$588,898	$2,386,094	$2,256
13th	Bureau	$1,389,738	$52,053	$0	$63,538	$124,179	$239,770	$2,632
	Grundy	1,679,781	96,526	2,393	47,005	120,592	266,516	2,774
	LaSalle	3,688,118	258,666	0	59,834	280,214	598,714	6,989
13th	Circuit Total	$6,757,637	$407,245	$2,393	$170,377	$524,985	$1,105,000	$12,395
14th	Henry	$2,454,578	$215,511	$20	$111,906	$239,254	$566,691	$5,484
	Mercer	811,529	21,449	0	9,102	43,759	74,310	1,937
	Rock Island	9,372,291	762,079	384,434	0*	504,545	1,651,058	4,413
	Whiteside	3,177,907	184,337	48	141,114	137,155	462,654	5,360
14th	Circuit Total	$15,816,305	$1,183,376	$384,502	$262,122	$924,713	$2,754,713	$17,194
15th	Carroll	$717,503	$41,439	$0	$24,002	$60,573	$126,014	$5,292
	Jo Daviess	541,088	61,180	0	38,921	69,545	169,646	6,640
	Lee	1,604,551	148,652	7,915	43,645	184,177	384,389	1,861
	Ogle	1,338,172	163,369	0	26,186	148,254	337,809	3,451
	Stephenson	2,090,936	100,943	9,490	39,615	173,111	323,159	1,882
15th	Circuit Total	$6,292,250	$515,583	$17,405	$172,369	$635,660	$1,341,017	$19,126
16th	DeKalb	$1,561,735	$305,859	$1,264	$70,178	$156,043	$533,344	$3,169
	Kane	12,066,372	721,368	12,829	57,913	295,251	1,087,361	1,561
	Kendall	1,076,425	134,152	0	10,001	157,997	302,150	3,828
16th	Circuit Total	$14,704,532	$1,161,379	$14,093	$138,092	$609,291	$1,922,855	$8,558
17th	Boone	$1,011,741	$93,377	$0	$28,237	$179,122	$300,736	$368
	Winnebago	5,143,091	1,049,417	15,300	269,676	668,881	2,003,274	4,680
17th	Circuit Total	$6,154,832	$1,142,794	$15,300	$297,913	$848,003	$2,304,010	$5,048
18th	DuPage	$23,099,027	$6,209,049	$27,210	$454,227	$997,977	$7,688,463	$1,459
18th	Circuit Total	$23,099,027	$6,209,049	$27,210	$454,227	$997,977	$7,688,463	$1,459
19th	Lake	$8,131,879	$3,414,720	$36,052	$227,752	$464,526	$4,143,050	$14,369
	McHenry	3,372,960	1,494,023	45,775	75,727	230,572	1,846,097	5,930
19th	Circuit Total	$11,504,839	$4,908,743	$81,827	$303,479	$695,098	$5,989,147	$20,299
20th	Monroe	$579,594	$45,816	$2,694	$13,635	$30,852	$92,997	$2,521
	Perry	990,921	42,272	0	30,588	83,030	155,890	2,232
	Randolph	61,219	72,227	0	50,351	68,973	191,551	2,900
	St. Clair	5,274,725	1,392,384	0	29,404	549,149	1,970,937	3,004
	Washington	6,504	16,418	0	19,458	78,890	114,766	3,700
20th	Circuit Total	$6,912,963	$1,569,117	$2,694	$143,436	$810,894	$2,526,141	$14,357
21st	Iroquois	$779,182	$43,885	$0	$44,437	$169,183	$257,505	$3,193
	Kankakee	3,657,760	186,422	0	48,443	154,161	389,026	4,105
21st	Circuit Total	$4,436,942	$230,307	$0	$92,880	$323,344	$646,531	$7,298
	Cook County	$65,456,765	$32,973,780	$0	$4,578,698	$1,125,465	$38,677,943	$0
	Downstate Total	$205,560,799	$27,355,694	$693,831	$5,108,546	$14,701,995	$47,860,066	$291,250
	State Total	$271,017,564	$60,329,474	$693,831	$9,687,244	$15,827,460	$86,538,009	$291,250

*The "County Criminal" and "County Traffic" funds are not separated, and are reported together under "County Traffic".

AND OF COLLECTIONS MADE FOR OTHERS

State Police (Overweights)	Illinois State Toll Highway Authority	Juvenile Drug Abuse Fund	Drug Traffic Prevention Fund	Violent Crimes Assistance Fund	Traffic & Criminal Conviction Surcharge	Driver Education Fund	Subtotal State Disbursements	County	Circuit
$8,606	$0	$150	$0	$13,651	$29,090	$17,231	$74,314	Fulton	9th
2,815	0	3,782	0	9,428	14,636	8,794	41,547	Hancock	
2,042	0	186	0	7,396	10,893	5,160	28,095	Henderson	
8,330	0	0	154	29,717	51,516	31,691	122,873	Knox	
5,810	0	5,007	1,126	23,403	30,490	20,521	89,759	McDonough	
14,073	0	167	0	11,704	21,094	11,896	59,685	Warren	
$41,676	$0	$9,292	$1,280	$95,299	$157,719	$95,293	$416,273	Circuit Total	9th
$500	$0	$500	$0	$5,810	$9,501	$8,058	$25,810	Marshall	10th
37,908	0	0	0	50,709	94,557	75,196	263,927	Peoria	
0	0	62	437	917	5,501	3,336	10,871	Putnam	
0	0	0	0	3,005	4,747	3,505	11,432	Stark	
9,131	0	1,582	158	39,898	123,506	63,007	239,289	Tazewell	
$47,539	$0	$2,144	$595	$100,339	$237,812	$153,102	$551,329	Circuit Total	10th
$2,513	$0	$0	$0	$3,005	$13,872	$13,309	$33,019	Ford	11th
10,141	0	715	2,722	11,974	38,523	26,460	91,969	Livingston	
8,245	0	0	0	16,386	36,546	21,549	84,311	Logan	
169,305	0	97	0	80,912	121,353	103,574	477,557	McLean	
1,365	0	810	0	11,791	22,208	11,468	47,930	Woodford	
$191,569	$0	$1,622	$2,722	$124,068	$232,502	$176,360	$734,786	Circuit Total	11th
$866,131	$0	$15,293	$0	$6,672	$454,047	$139,609	$1,484,008	Will	12th
$866,131	$0	$15,293	$0	$6,672	$454,047	$139,609	$1,484,008	Circuit Total	12th
$31,595	$0	$7,248	$231	$17,016	$35,166	$19,788	$113,676	Bureau	13th
560	0	0	0	3,575	19,825	19,436	46,170	Grundy	
21,802	0	97,150	0	29,540	80,622	62,356	298,459	LaSalle	
$53,957	$0	$104,398	$231	$50,131	$135,613	$101,580	$458,305	Circuit Total	13th
$33,581	$0	$1,409	$172	$9,081	$72,890	$38,857	$161,474	Henry	14th
6,901	0	0	0	3,260	4,837	1,415	18,350	Mercer	
148	0	11,415	0	3,635	217,319	103,011	339,941	Rock Island	
23,916	0	10,294	70,166	36,330	69,493	26,999	242,558	Whiteside	
$64,546	$0	$23,118	$70,338	$52,306	$364,539	$170,282	$762,323	Circuit Total	14th
$0	$0	$1,127	$1,771	$11,346	$15,661	$14,377	$49,574	Carroll	15th
0	0	0	0	12,426	20,092	12,244	51,402	Jo Daviess	
45,335	0	2,734	9,063	46,454	59,146	48,507	213,100	Lee	
4,315	0	362	2,539	20,237	37,900	24,575	93,379	Ogle	
7,610	0	265	240	19,723	48,513	32,993	111,226	Stephenson	
$57,260	$0	$4,488	$13,613	$110,186	$181,312	$132,696	$518,681	Circuit Total	15th
$3,144	$0	$0	$0	$13,246	$39,159	$39,267	$97,985	DeKalb	16th
53,285	0	0	0	85,212	189,725	175,075	504,858	Kane	
2,975	0	66	90	14,221	44,134	29,165	94,479	Kendall	
$59,404	$0	$66	$90	$112,679	$273,018	$243,507	$697,322	Circuit Total	16th
$7,945	$0	$854	$0	$22,561	$32,427	$26,354	$90,509	Boone	17th
43,482	0	5,677	14,556	73,677	165,600	156,180	463,852	Winnebago	
$51,427	$0	$6,531	$14,556	$96,238	$198,027	$182,534	$554,361	Circuit Total	17th
$133,692	$16,582	$33,423	$141,322	$558,952	$451,149	$287,649	$1,624,228	DuPage	18th
$133,692	$16,582	$33,423	$141,322	$558,952	$451,149	$287,649	$1,624,228	Circuit Total	18th
$172,398	$8,635	$6,619	$46,317	$165,317	$534,501	$210,358	$1,158,514	Lake	19th
49,213	0	5,108	34,789	50,588	122,355	55,924	323,907	McHenry	
$221,611	$8,635	$11,727	$81,106	$215,905	$656,856	$266,282	$1,482,421	Circuit Total	19th
$0	$0	$0	$0	$8,442	$12,326	$11,162	$34,451	Monroe	20th
2,285	0	0	0	10,689	22,189	10,606	48,001	Perry	
6,335	0	0	0	20,821	19,033	18,325	67,414	Randolph	
381,630	0	7,402	66,076	138,641	274,010	214,336	1,085,099	St. Clair	
2,920	0	0	0	9,373	14,132	8,835	38,960	Washington	
$393,170	$0	$7,402	$66,076	$187,966	$341,690	$263,264	$1,273,925	Circuit Total	20th
$105,417	$0	$1,482	$6,910	$1,320	$38,712	$33,162	$190,196	Iroquois	21st
10,907	0	4,141	0	32,313	53,966	47,252	152,684	Kankakee	
$116,324	$0	$5,623	$6,910	$33,633	$92,678	$80,414	$342,880	Circuit Total	21st
$645,128	$0	$124,567	$0	$0	$0	$0	$769,695	Cook County	
$3,882,028	$25,217	$267,860	$507,152	$2,648,632	$5,545,785	$3,471,640	$16,635,483	Downstate Total	
$4,527,156	$25,217	$392,427	$507,152	$2,648,632	$5,545,785	$3,471,640	$17,405,178	State Total	

DISTRIBUTION OF FUNDS HELD IN TRUST OR AGENCY CAPACITY

Circuit	County	Fees of Others								
		State's Attorney	Sheriff Service of Process	Sheriff Court Services	Law Library	Marriage Fund	County Fund to Finance Court System	Court Appointed Counsel	Municipal Attorney	Total Fees of Others Distributed
1st	Alexander	$6,444	$0	$878	$1,478	$0	$7,664	$0	$0	$16,464
	Jackson	33,207	3,078	19,824	4,534	500	54,097	7,634	0	122,874
	Johnson	5,447	865	0	544	0	11,810	12,799	0	31,465
	Massac	8,539	0	2,951	2,951	0	16,540	0	0	30,981
	Pope	310	0	0	220	0	2,020	7,967	0	10,517
	Pulaski	7,359	1,800	2,547	790	0	21,361	0	0	33,857
	Union	7,925	6,299	7,593	2,502	500	10,535	3,504	0	38,858
	Saline	8,389	4,724	0	7,442	78	15,818	0	4,940	41,391
	Williamson	42,124	22,991	3,897	5,562	100	45,097	0	0	119,771
1st	Circuit Total	$119,744	$39,757	$37,690	$26,023	$1,178	$184,942	$31,904	$4,940	$446,178
2nd	Crawford	$6,701	$693	$0	$3,615	$0	$18,125	$592	$0	$29,726
	Edwards	1,743	1,005	1,539	0	0	0	3,105	0	7,392
	Franklin	29,340	2,026	0	7,290	120	21,374	0	0	60,150
	Gallatin	2,522	3,224	0	377	0	4,829	0	0	10,952
	Hamilton	5,990	2,163	0	1,622	0	3,786	0	0	13,561
	Hardin	1,460	1,206	0	874	0	0	500	0	4,040
	Jefferson	38,574	9,052	0	3,855	0	20,801	810	0	73,092
	Lawrence	5,675	1,853	0	0	0	10,575	0	0	18,103
	Richland	10,777	3,908	0	2,275	0	13,971	0	0	30,931
	Wabash	12,027	3,588	0	3,108	0	9,852	0	140	28,715
	Wayne	47,184	11,154	2,050	2,422	0	12,549	0	0	75,359
	White	6,607	3,559	0	2,143	0	15,220	0	0	27,529
2nd	Circuit Total	$168,600	$43,431	$3,589	$27,581	$120	$131,082	$5,007	$140	$379,550
3rd	Bond	$4,474	$1,450	$0	$3,240	$70	$6,139	$0	$0	$15,373
	Madison	669,504	1,010	122,044	50,914	0	143,110	2,880	3,515	992,977
3rd	Circuit Total	$673,978	$2,460	$122,044	$54,154	$70	$149,249	$2,880	$3,515	$1,008,350
4th	Christian	$15,386	$0	$19,289	$5,868	$220	$21,853	$0	$0	$62,616
	Clay	6,665	11,798	0	3,336	0	6,085	0	0	27,884
	Clinton	16,150	8,734	0	5,072	160	19,494	900	0	50,510
	Effingham	17,748	9,208	0	5,950	430	29,375	1,526	0	64,237
	Fayette	16,373	2,418	0	0	50	18,813	0	95	37,749
	Jasper	4,790	588	0	1,400	50	8,652	95	0	15,575
	Marion	25,402	2,812	0	9,197	270	49,573	340	0	87,594
	Montgomery	29,312	14,193	0	5,653	240	30,261	0	0	79,659
	Shelby	11,931	5,722	0	4,775	80	13,189	0	0	35,697
4th	Circuit Total	$143,757	$55,473	$19,289	$41,251	$1,500	$197,295	$2,861	$95	$461,521
5th	Clark	$9,134	$0	$1,816	$0	$0	$25,965	$0	$0	$36,915
	Coles	22,698	6,468	26,459	4,534	270	28,363	8,469	0	97,261
	Cumberland	2,943	164	0	0	0	9,315	0	0	12,422
	Edgar	8,991	0	2,591	3,256	0	12,630	0	0	27,468
	Vermilion	7,601	1,054	44,006	8,092	246	55,115	8,542	0	124,656
5th	Circuit Total	$51,367	$7,686	$74,872	$15,882	$516	$131,388	$17,011	$0	$298,722
6th	Champaign	$54,068	$29,419	$0	$40,811	$0	$108,975	$39,982	$0	$273,255
	DeWitt	4,054	6,339	0	1,374	0	13,099	19,491	50	44,407
	Douglas	3,418	3,559	0	1,487	0	13,979	6,679	0	29,122
	Macon	97,306	105,276	0	23,104	1,380	96,345	34,211	0	357,622
	Moultrie	6,678	5,037	0	2,765	0	8,920	1,119	0	24,519
	Piatt	5,730	7,656	0	3,421	0	10,435	8,471	727	36,440
6th	Circuit Total	$171,254	$157,286	$0	$72,962	$1,380	$251,753	$109,953	$777	$765,365
7th	Greene	$2,636	$655	$0	$2,260	$0	$8,573	$0	$0	$14,124
	Jersey	6,856	2,677	0	3,196	0	21,575	22,200	0	56,504
	Macoupin	12,936	6,638	0	8,852	0	24,866	0	0	53,292
	Morgan	15,072	6,541	0	7,022	240	20,257	0	0	49,132
	Sangamon	84,327	0	9,630	32,138	0	144,841	0	0	270,936
	Scott	5,900	1,106	1,027	826	0	2,940	0	0	11,799
7th	Circuit Total	$127,727	$17,617	$10,657	$54,294	$240	$223,052	$22,200	$0	$455,787
8th	Adams	$26,635	$13,300	$0	$15,227	$230	$41,194	$1,597	$0	$98,183
	Brown	1,596	0	0	699	0	4,975	0	100	7,370
	Calhoun	3,535	575	0	773	20	3,755	8,063	0	16,721
	Cass	7,938	2,665	0	2,906	0	9,805	0	0	23,314
	Mason	8,213	4,838	0	2,122	0	13,588	0	0	28,761
	Menard	5,718	2,316	0	1,818	0	5,956	600	0	16,408
	Pike	6,880	1,437	0	2,301	0	23,980	15,000	0	49,598
	Schuyler	3,777	3,069	0	980	0	5,925	0	20	13,771
8th	Circuit Total	$64,292	$28,200	$0	$26,826	$250	$109,178	$25,260	$120	$254,126

AND OF COLLECTIONS MADE FOR OTHERS (CONT.)

Miscellaneous Disbursements								
Restitution	Work Release Compensation	Abandoned Unclaimed Bail	Abandoned Unclaimed Property	Deposits from Judicial Sales	Other	Total Miscellaneous Disbursements	County	Circuit
$9,320	$0	$0	$0	$0	$0	$9,320	Alexander	1st
74,333	2,086	0	0	416,671	589,762	1,082,852	Jackson	
12,918	0	0	0	0	0	12,918	Johnson	
31,917	0	0	0	0	310	32,227	Massac	
4,961	0	0	0	0	725	5,686	Pope	
11,886	0	0	0	0	0	11,886	Pulaski	
673	0	585	0	0	16,203	17,461	Union	
35,074	0	0	0	0	0	35,074	Saline	
34,415	0	0	0	0	202,279	236,694	Williamson	
$215,497	$2,086	$585	$0	$416,671	$809,279	$1,444,118	Circuit Total	1st
$12,745	$1,287	$150	$0	$0	$17,030	$31,212	Crawford	2nd
6,882	0	0	0	0	0	6,882	Edwards	
22,249	0	0	0	0	0	22,249	Franklin	
5,296	0	0	0	0	500	5,796	Gallatin	
11,260	0	0	0	0	0	11,260	Hamilton	
14,276	0	0	0	0	0	14,276	Hardin	
44,173	0	0	0	0	30,944	75,117	Jefferson	
4,830	0	0	0	0	3,385	8,215	Lawrence	
12,672	0	0	140	0	0	12,812	Richland	
33,695	5,510	0	0	0	2,290	41,495	Wabash	
20,196	5,360	0	0	0	954,009	979,565	Wayne	
14,541	0	0	0	0	133,514	148,055	White	
$202,815	$12,157	$150	$140	$0	$1,141,672	$1,356,934	Circuit Total	2nd
$11,282	$0	$0	$0	$23,376	$2,495	$37,153	Bond	3rd
132,016	0	0	0	0	0	132,016	Madison	
$143,298	$0	$0	$0	$23,376	$2,495	$169,169	Circuit Total	3rd
$2,618	$0	$436	$0	$0	$15,190	$18,244	Christian	4th
31,772	0	0	0	0	5,106	36,878	Clay	
41,496	124	0	0	0	22,351	63,971	Clinton	
20,103	0	0	5,330	0	40,208	65,641	Effingham	
21,322	0	0	0	0	3,051	24,373	Fayette	
4,258	50	0	0	15,361	9,438	29,107	Jasper	
44,452	2,777	0	14,950	0	8,114	70,293	Marion	
33,294	0	70	0	0	46,648	80,012	Montgomery	
48,445	0	0	0	0	4,779	53,224	Shelby	
$247,760	$2,951	$506	$20,280	$15,361	$154,885	$441,743	Circuit Total	4th
$0	$280	$0	$0	$0	$57,658	$57,938	Clark	5th
0	0	0	0	0	0	0	Coles	
8,286	0	0	0	0	0	8,286	Cumberland	
16,069	2,351	0	0	8,216	10,746	37,382	Edgar	
0	0	0	1,967	0	80,439	82,406	Vermilion	
$24,355	$2,631	$0	$1,967	$8,216	$148,843	$186,012	Circuit Total	5th
$114,411	$2,952	$0	$0	$0	$54,675	$172,038	Champaign	6th
16,790	2,987	0	0	129,419	57,197	206,393	DeWitt	
12,350	3,480	0	0	0	42,721	58,551	Douglas	
59,634	7,422	0	0	68,149	41,206	176,411	Macon	
5,802	0	0	0	0	98,424	104,226	Moultrie	
9,179	2,520	0	0	0	64,160	75,859	Piatt	
$218,166	$19,361	$0	$0	$197,568	$358,383	$793,478	Circuit Total	6th
$902	$0	$0	$0	$0	$9,046	$9,948	Greene	7th
58,858	0	0	0	0	0	58,858	Jersey	
4,455	408	0	0	0	111,873	116,736	Macoupin	
33,489	3,881	0	0	0	0	37,370	Morgan	
113,091	0	0	4,821	0	0	117,912	Sangamon	
1,841	0	0	0	0	2,769	4,610	Scott	
$212,636	$4,289	$0	$4,821	$0	$123,688	$345,434	Circuit Total	7th
$104,149	$8,419	$0	$5,364	$596,865	$46,522	$761,319	Adams	8th
18,924	0	0	0	0	7,594	26,518	Brown	
9,905	0	0	0	0	16,947	26,852	Calhoun	
17,733	0	0	0	0	1,154	18,887	Cass	
22,398	0	0	0	0	86,305	108,703	Mason	
7,554	0	0	0	0	13,319	20,873	Menard	
0	0	0	0	0	29,207	29,207	Pike	
17,570	0	0	0	0	45,901	63,471	Schuyler	
$198,233	$8,419	$0	$5,364	$596,865	$246,949	$1,055,830	Circuit Total	8th

DISTRIBUTION OF FUNDS HELD IN TRUST OR AGENCY CAPACITY

Circuit	County	Fees of Others								
		State's Attorney	Sheriff Service of Process	Sheriff Court Services	Law Library	Marriage Fund	County Fund to Finance Court System	Court Appointed Counsel	Municipal Attorney	Total Fees of Others Distributed
9th	Fulton	$5,974	$4,736	$0	$4,288	$0	$23,478	$7,469	$0	$45,945
	Hancock	9,580	4,109	0	0	0	0	10,715	407	24,811
	Henderson	6,761	221	0	1,223	0	9,382	2,146	0	19,733
	Knox	22,458	7,273	26,050	11,484	0	44,898	4,907	9,536	126,606
	McDonough	19,355	8,860	0	5,063	10	18,040	1,208	0	52,536
	Wa ren	18,431	5,205	0	5,574	0	18,175	938	762	49,085
9th	Circuit Total	$82,559	$30,404	$26,050	$27,632	$10	$113,973	$27,383	$10,705	$318,716
10th	Marshall	$5,681	$4,275	$6,149	$1,066	$140	$9,435	$9,800	$120	$36,666
	Peoria	82,672	29,669	207,479	78,444	0	113,840	11,519	144	523,767
	Putnam	985	0	446	386	0	5,115	2,000	0	8,932
	Stark	3,681	416	0	0	0	6,543	0	30	10,670
	Tazewell	17,776	20,720	0	0	15,237	1,420	0	590	55,743
10th	Circuit Total	$110,795	$55,080	$214,074	$79,896	$15,377	$136,353	$23,319	$884	$635,778
11th	Ford	$5,953	$2,047	$0	$1,803	$0	$12,540	$4,478	$0	$26,821
	Livingston	16,881	7,478	0	8,838	0	29,674	300	0	63,171
	Logan	15,663	8,334	15,417	8,052	420	29,955	0	0	77,841
	McLean	85,186	32,329	156,515	25,632	1,240	145,492	732	0	447,126
	Woodford	11,835	10,060	0	2,820	0	19,035	9,287	10	53,047
11th	Circuit Total	$135,518	$60,248	$171,932	$47,145	$1,660	$236,696	$14,797	$10	$668,006
12th	Will	$346,612	$9,545	$29,371	$69,381	$0	$332,306	$12,648	$75	$799,938
12th	Circuit Total	$346,612	$9,545	$29,371	$69,381	$0	$332,306	$12,648	$75	$799,938
13th	Bureau	$890	$0	$0	$7,288	$230	$24,604	$0	$0	$33,012
	Grundy	0	26	0	8,004	590	21,560	0	0	30,180
	LaSalle	46,163	2,748	0	23,515	0	80,088	0	0	152,514
13th	Circuit Total	$47,053	$2,774	$0	$38,807	$820	$126,252	$0	$0	$215,706
14th	Henry	$15,646	$6,785	$19,406	$9,792	$80	$54,274	$3,221	$160	$109,364
	Mercer	2,215	1,965	0	4,090	30	8,625	50	99	17,074
	Rock Island	75,826	6,140	456	103,407	0	86,873	0	7,429	280,131
	Whiteside	32,764	6,952	35,728	17,634	0	37,778	8,865	0	139,721
14th	Circuit Total	$126,451	$21,842	$55,590	$134,923	$110	$187,550	$12,136	$7,688	$546,290
15th	Carroll	$5,129	$0	$7,907	$2,904	$120	$10,965	$2,877	$40	$29,942
	Jo Daviess	4,463	5,398	0	3,372	170	17,619	0	0	31,022
	Lee	12,035	8,491	0	12,925	650	46,473	3,020	0	83,594
	Ogle	11,970	20,214	19,517	10,008	400	26,174	2,637	5,580	96,500
	Stephenson	21,055	12,309	0	13,622	310	46,101	1,067	394	94,858
15th	Circuit Total	$54,652	$46,412	$27,424	$42,831	$1,650	$147,332	$9,601	$6,014	$335,916
16th	DeKalb	$41,350	$640	$0	$17,736	$960	$61,693	$0	$0	$122,379
	Kane	152,517	50	0	95,119	5,710	180,877	0	140,860	575,133
	Kendall	2,730	905	0	4,644	400	38,265	0	0	46,944
16th	Circuit Total	$196,597	$1,595	$0	$117,499	$7,070	$280,835	$0	$140,860	$744,456
17th	Boone	$18,535	$2,836	$25,073	$8,137	$510	$38,776	$5,224	$0	$99,091
	Winnebago	69,420	24,451	162,692	54,538	3,040	213,717	0	0	527,858
17th	Circuit Total	$87,955	$27,287	$187,765	$62,675	$3,550	$252,493	$5,224	$0	$626,949
18th	DuPage	$296,447	$18,465	$187,143	$205,855	$8,380	$878,563	$0	$70,885	$1,665,738
18th	Circuit Total	$296,447	$18,465	$187,143	$205,855	$8,380	$878,563	$0	$70,885	$1,665,738
19th	Lake	$43,465	$20,403	$499,412	$116,280	$0	$515,118	$87,129	$76,161	$1,357,968
	McHenry	31,793	32,080	107,863	47,133	0	189,714	16,681	50,827	476,091
19th	Circuit Total	$75,258	$52,483	$607,275	$163,413	$0	$704,832	$103,810	$126,988	$1,834,059
20th	Monroe	$5,315	$0	$0	$1,124	$0	$10,270	$2,155	$0	$18,864
	Perry	9,842	1,951	0	3,158	0	17,166	0	0	32,117
	Randolph	11,072	8,976	0	2,546	320	19,405	0	0	42,319
	St. Clair	15,404	36,917	895	65,040	2,450	252,076	1,920	1,090	375,792
	Washington	6,427	63	0	896	0	12,827	0	0	20,213
20th	Circuit Total	$48,060	$47,907	$895	$72,764	$2,770	$311,744	$4,075	$1,090	$489,305
21st	Iroquois	$1,390	$2,863	$0	$2,164	$0	$22,880	$560	$0	$29,857
	Kankakee	14,905	12,962	0	24,655	1,880	52,703	0	0	107,105
21st	Circuit Total	$16,295	$15,825	$0	$26,819	$1,880	$75,583	$560	$0	$136,962
	Cook County	$310,214	$1,824	$0	$0	$0	$0	$0	$0	$2,526,452
	Downstate Total	$3,144,971	$741,777	$1,775,660	$1,408,613	$48,531	$5,162,451	$430,629	$374,786	$13,087,418
	State Total	$3,455,185	$743,601	$1,775,660	$1,408,613	$48,531	$5,162,451	$430,629	$374,786	$15,613,870

AND OF COLLECTIONS MADE FOR OTHERS (CONT.)

Miscellaneous Disbursements								
Restitution	Work Release Compensation	Abandoned Unclaimed Bail	Abandoned Unclaimed Property	Deposits from Judicial Sales	Other	Total Miscellaneous Disbursements	County	Circuit
$7,455	$0	$0	$1,125	$0	$295,397	$303,977	Fulton	9th
19,547	0	0	0	0	3,017	22,564	Hancock	
3,655	0	0	0	217,515	37,415	258,585	Henderson	
920	0	0	0	0	87,744	88,664	Knox	
6,786	0	5,009	1,401	0	39,113	52,309	McDonough	
1,369	0	0	0	0	8,840	10,209	Warren	
$39,732	$0	$5,009	$2,526	$217,515	$471,526	$736,308	Circuit Total	9th
$9,888	$4,147	$0	$0	$112,884	$5,435	$132,354	Marshall	10th
85,740	0	0	2,308	0	1,186,520	1,274,568	Peoria	
6,101	0	0	0	0	18,165	24,266	Putnam	
2,419	0	0	0	0	3,708	6,127	Stark	
7,579	0	0	0	0	29,473	37,052	Tazewell	
$111,727	$4,147	$0	$2,308	$112,884	$1,243,301	$1,474,367	Circuit Total	10th
$28,792	$0	$0	$0	$0	$32,969	$61,761	Ford	11th
320	13,173	0	0	0	103,188	116,681	Livingston	
0	0	0	0	0	97,677	97,677	Logan	
9,515	8,976	0	715	227,822	488,413	735,441	McLean	
4,003	1,922	0	0	0	52,740	58,665	Woodford	
$42,630	$24,071	$0	$715	$227,822	$774,987	$1,070,225	Circuit Total	11th
$41,789	$0	$0	$0	$0	$1,729,080	$1,770,869	Will	12th
$41,789	$0	$0	$0	$0	$1,729,080	$1,770,869	Circuit Total	12th
$11,886	$0	$0	$0	$0	$59,056	$70,942	Bureau	13th
7,651	0	5,123	0	0	0	12,774	Grundy	
35,258	0	1,920	0	394,402	5,248	436,828	LaSalle	
$54,795	$0	$7,043	$0	$394,402	$64,304	$520,544	Circuit Total	13th
$0	$0	$0	$0	$0	$0	$0	Henry	14th
0	0	0	0	25,500	2,505	28,005	Mercer	
17,855	680	3,116	0	9,652	70,190	101,493	Rock Island	
1,804	40,254	696	190	0	33,344	76,288	Whiteside	
$19,659	$40,934	$3,812	$190	$35,152	$106,039	$205,786	Circuit Total	14th
$0	$23,996	$0	$0	$0	$396	$24,392	Carroll	15th
5,626	0	0	0	0	1,395	7,021	Jo Daviess	
0	34,382	0	0	0	8,850	43,232	Lee	
30,054	70,962	0	263	0	34,254	135,533	Ogle	
5,960	31,406	0	0	0	50,765	88,131	Stephenson	
$41,640	$160,746	$0	$263	$0	$95,660	$298,309	Circuit Total	15th
$0	$46,194	$0	$0	$0	$189,539	$235,733	DeKalb	16th
0	0	0	0	0	139,405	139,405	Kane	
15,722	0	432	0	0	27,049	43,203	Kendall	
$15,722	$46,194	$432	$0	$0	$355,993	$418,341	Circuit Total	16th
$26,905	$47,176	$0	$0	$0	$7,900	$81,981	Boone	17th
47,344	0	2,366	541	0	841,977	892,228	Winnebago	
$74,249	$47,176	$2,366	$541	$0	$849,877	$974,209	Circuit Total	17th
$0	$231,590	$30,726	$7,925	$0	$5,833,091	$6,103,332	DuPage	18th
$0	$231,590	$30,726	$7,925	$0	$5,833,091	$6,103,332	Circuit Total	18th
$302,738	$0	$5,107	$38,651	$158,582	$31,199	$536,277	Lake	19th
88,941	0	0	0	34,540	14,250	137,731	McHenry	
$391,679	$0	$5,107	$38,651	$193,122	$45,449	$674,008	Circuit Total	19th
$10,066	$0	$0	$0	$0	$41,487	$51,553	Monroe	20th
29,649	0	0	0	0	13,342	42,991	Perry	
13,787	0	0	0	0	91,554	105,341	Randolph	
40,412	0	30,420	0	0	3,454	74,286	St. Clair	
9,732	0	0	0	0	27,567	37,299	Washington	
$103,646	$0	$30,420	$0	$0	$177,404	$311,470	Circuit Total	20th
$0	$0	$20	$0	$0	$0	$20	Iroquois	21st
0	0	0	0	0	155,411	155,411	Kankakee	
$0	$0	$20	$0	$0	$155,411	$155,431	Circuit Total	21st
$0	$0	$0	$0	$0	$108,244,565	$108,244,565	Cook County	
$2,400,028	$606,752	$86,176	$85,691	$2,438,954	$14,888,316	$20,505,917	Downstate Total	
$2,400,028	$606,752	$86,176	$85,691	$2,438,954	$123,132,881	$128,750,482	State Total	

The Circuit Court of Cook County 1988 Caseload and Statistical Records

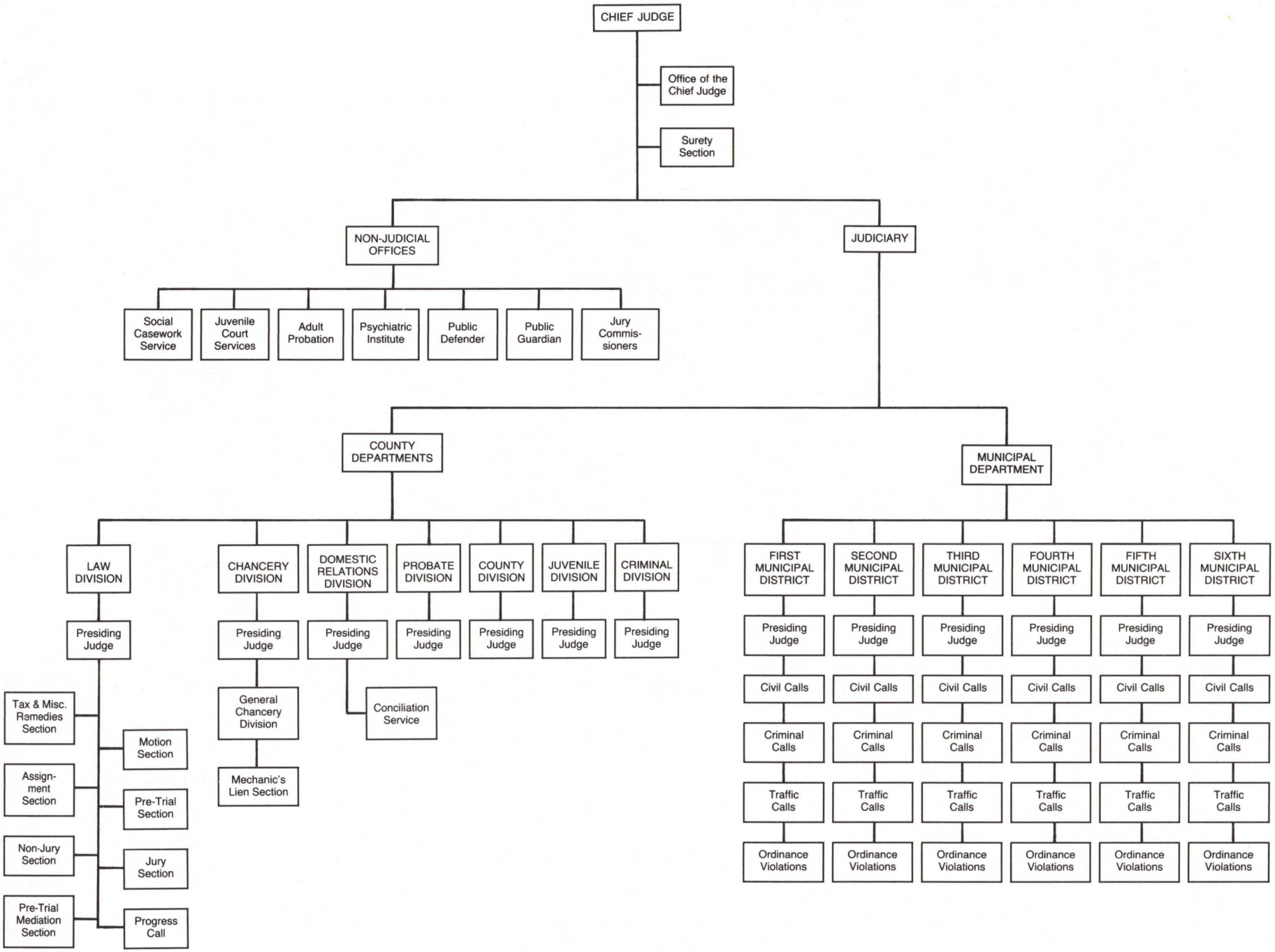
CHIEF JUDGE
Office of the Chief Judge
Surety Section
NON-JUDICIAL OFFICES
JUDICIARY
Social Casework Service
Juvenile Court Services
Adult Probation
Psychiatric Institute
Public Defender
Public Guardian
Jury Commis-sioners
COUNTY DEPARTMENTS
MUNICIPAL DEPARTMENT
LAW DIVISION
CHANCERY DIVISION
DOMESTIC RELATIONS DIVISION
PROBATE DIVISION
COUNTY DIVISION
JUVENILE DIVISION
CRIMINAL DIVISION
Presiding Judge
Tax & Misc. Remedies Section
Assign-ment Section
Non-Jury Section
Pre-Trial Mediation Section
Motion Section
Pre-Trial Section
Jury Section
Progress Call
General Chancery Division
Mechanic's Lien Section
Conciliation Service
FIRST MUNICIPAL DISTRICT
SECOND MUNICIPAL DISTRICT
THIRD MUNICIPAL DISTRICT
FOURTH MUNICIPAL DISTRICT
FIFTH MUNICIPAL DISTRICT
SIXTH MUNICIPAL DISTRICT
Civil Calls
Criminal Calls
Traffic Calls
Ordinance Violations

STATISTICAL REPORT ON THE CIRCUIT COURT OF COOK COUNTY, ILLINOIS FOR 1988

TREND OF CASES IN THE CIRCUIT COURT OF COOK COUNTY

COUNTY DEPARTMENTS			Pending At Start	Filed	Reinstated	Transferred	Total Added	Disposed Of	Adjustment	Pending At End	Inventory Increase/ Decrease	% Change Pending	% Disposed As a % of Total Added
Division	Type of Case												
LAW	Law Ad Damnum Cases Over $15,000	Jury	61,163	(a) 4,656	2,729	12,476	19,861	(b) 21,286	0	59,738	−1,425	−2.33%	107.17%
		Non-Jury	15,183	(c) 20,036	3,014	−12,476	10,574	(d) 11,382	0	14,375	−808	−5.32%	107.64%
	Tax		618	223	31	0	254	515	0	357	−261	−42.23%	202.76%
	Eminent Domain		551	208	8	0	216	259	0	508	−43	−7.80%	119.91%
	Miscellaneous Remedy		2,503	1,616	353	0	1,969	2,189	0	2,283	−220	−8.79%	111.17%
	Sub-Total		80,018	26,739	6,135	0	32,874	35,631	0	77,261	−2,757	−3.45%	108.39%
Chancery	Chancery		13,910	11,954	850	0	12,804	12,598	0	14,116	206	1.48%	98.39%
Domestic Relations	Domestic Relations		14,794	23,940	351	0	24,291	21,501	0	17,584	2,790	18.86%	88.51%
	Reciprocal Non-Support		7,002	2,670	8,352	0	11,022	8,684	0	9,340	2,338	33.39%	78.79%
	Sub-Total		21,796	26,610	8,703	0	35,313	30,185	0	26,924	5,128	23.53%	85.48%
COUNTY	Tax		38,424	51,240	0	0	51,240	19,427	0	70,237	31,813	82.79%	37.91%
	Mental Health		142	5,205	0	0	5,205	5,272	0	75	−67	−47.18%	101.29%
	Adoptions, Marriages of Minors, Order of Protection		1,092	2,160	0	0	2,160	1,969	0	1,283	191	17.49%	91.16%
	Municipal Corporations & Election Matters		309	35	0	0	35	32	0	312	3	0.97%	91.43%
	Sub-Total		39,967	58,640	0	0	58,640	26,700	0	71,907	31,940	79.92%	45.53%
Probate	Estates		15,093	7,445	0	0	7,445	7,121	0	15,417	324	2.15%	95.65%
	Guardianships		3,775	3,024	0	0	3,024	2,842	0	3,957	182	4.82%	93.98%
	Disabled Adults		4,766	1,772	0	0	1,772	1,664	0	4,874	108	2.27%	93.91%
	Sub-Total		23,634	12,241	0	0	12,241	11,627	0	24,248	614	2.60%	94.98%
Juvenile	Delinquency		11,746	15,321	18	0	15,339	11,713	0	15,372	3,626	30.87%	76.36%
	Dependency/Neglected		4,997	6,979	0	0	6,979	2,808	0	9,168	4,171	83.47%	40.23%
	Minors in Need of Authoritative Intervention		4	90	0	0	90	92	0	2	−2	−50.00%	102.22%
	Sub-Total		16,747	22,390	18	0	22,408	14,613	0	24,542	7,795	46.55%	65.21%
Criminal	Felony (Indictments & Information)		12,057	(e) 21,203	3,123	0	24,326	(f) 20,965	0	15,418	3,361	27.88%	86.18%
County Departments	Sub-Total		208,129	179,777	18,829	0	198,606	152,319	0	254,416	46,287	22.24%	76.69%
MUNICIPAL DEPARTMENTS													
DISTRICTS ONE THRU SIX	Law Ad Damnum Cases Over $15,000 or Less	Jury	8,722	(g) 987	1,064	6,639	8,690	(d) 6,735	0	10,677	1,955	22.41%	77.50%
		Non-Jury	35,937	(i) 42,537	3,166	−6,475	39,228	(j) 33,893	0	41,272	5,335	14.85%	86.40%
	Small Claims		116,129	119,742	5,128	−164	124,706	108,643	0	132,192	16,063	13.83%	87.12%
	Tax		16	0	7	0	7	4	0	19	3	18.75%	0.00%
	Felony (Indictments & Information)		3,004	3,955	1,724	0	5,679	5,133	0	3,550	546	18.18%	90.39%
	Felony (Preliminary Hearings)		24,862	51,669	3,418	0	55,087	56,379	0	23,570	−1,292	−5.20%	102.35%
	Housing		15,433	4,225	169	0	4,394	5,349	0	14,478	−955	−6.19%	121.73%
	Paternity		22,685	31,579	8,990	0	40,569	40,992	0	22,262	−423	−1.86%	101.04%
	Misdemeanors, Ordinance-Conservation Violations		297,101	350,358	54,996	0	405,354	404,684	0	297,771	670	0.23%	99.83%
	Traffic Cases**		0	1,605,292	0	0	1,605,292	1,698,895	0	0	0	0.00%	105.83%
	Parking Cases*		0	4,677,314	0	0	4,677,314	1,024,551	0	0	0	0.00%	21.90%
Municipal Departments	Sub-Totals*		523,889	2,210,344	78,662	0	2,289,006	2,360,707	0	545,791	21,902	4.18%	103.13%
Grand Totals—County & Municipal*			732,018	2,390,121	97,491	0	2,487,612	2,513,026	0	800,207	68,189	9.32%	101.02%

*Parking Cases are shown in this report, but are not calculated into the Municipal Department totals or in the Grand totals.

**Does not include Parking cases. (a)Includes 151 cases removed from special calendar. (b)Includes 453 cases placed on special calendar. (c)Includes 35 cases removed from special calendar. (d)Includes 307 cases placed on special calendar. (e)Includes 197 cases transferred in from Districts One through Six to the Criminal Division for trial, competency hearings, case consolidations, etc. (f)Includes 1,366 cases filed and transferred out to District Two through Six for trial etc. (g)Includes 137 cases removed from special calendar. (h)Includes 135 cases placed on special calendar. (i)Includes 91 cases removed from special calendar. (j)Includes 711 cases placed on special calendar.

TREND OF CASES IN THE MUNICIPAL DEPARTMENT, CIRCUIT COURT OF COOK COUNTY DURING 1988

		Pending at Start	Filed	Rein-stated	Trans-ferred	Total Added	Disposed Of	Adjust-ment	Pending at End	Inventory Increase + Decrease −	% Change Pending	No. Disposed As a % of Total Added
LAW JURY CASES $15,000 OR LESS	DIST. 1	7,018	569	925	5,297	6,791	5,243	0	8,566	1,548	22.06%	77.21%
	DIST. 2	457	150	21	201	372	184	0	645	188	41.14%	49.46%
	DIST. 3	299	80	23	447	550	327	0	522	223	74.58%	59.45%
	DIST. 4	343	45	59	341	445	306	0	482	139	40.52%	68.76%
	DIST. 5	210	87	15	18	120	195	0	135	−75	−35.71%	162.50%
	DIST. 6	395	56	21	335	412	480	0	327	−68	−17.22%	116.50%
LAW NON-JURY CASES $15,000 OR LESS	DIST. 1	33,375	36,354	2,761	−5,297	33,818	28,902	0	38,291	4,916	14.73%	85.46%
	DIST. 2	549	1,159	93	−198	1,054	1,138	0	465	−84	−15.30%	107.97%
	DIST. 3	419	1,087	142	−386	843	1,010	0	252	−167	−39.86%	119.81%
	DIST. 4	540	1,039	44	−289	794	681	0	653	113	20.93%	85.77%
	DIST. 5	287	792	32	−17	807	673	0	421	134	46.69%	83.40%
	DIST. 6	767	2,106	94	−288	1,912	1,489	0	1,190	423	55.15%	77.88%
SMALL CLAIMS	DIST. 1	104,851	97,891	4,329	0	102,220	87,812	0	119,259	14,408	13.74%	85.90%
	DIST 1 PRO SE	5,988	5,123	349	0	5,472	4,598	0	6,862	874	14.60%	84.03%
	DIST. 2	1,043	2,234	49	−3	2,280	2,480	0	843	−200	−19.18%	108.77%
	DIST. 3	394	2,276	153	−61	2,368	2,170	0	592	198	50.25%	91.64%
	DIST. 4	940	2,543	69	−52	2,560	2,532	0	968	28	2.98%	98.91%
	DIST. 5	335	1,556	35	−1	1,590	1,565	0	360	25	7.46%	98.43%
	DIST. 6	2,578	8,119	144	−47	8,216	7,486	0	3,308	730	28.32%	91.11%
TAX	DIST. 1	16	0	7	0	7	4	0	19	3	18.75%	0.00%
	DIST. 2	0	0	0	0	0	0	0	0	0	0.00%	0.00%
	DIST. 3	0	0	0	0	0	0	0	0	0	0.00%	0.00%
	DIST. 4	0	0	0	0	0	0	0	0	0	0.00%	0.00%
	DIST. 5	0	0	0	0	0	0	0	0	0	0.00%	0.00%
	DIST. 6	0	0	0	0	0	0	0	0	0	0.00%	0.00%
FELONY (INDICTMENT & INFORMATION)	DIST. 1	0	698	0	0	698	698	0	0	0	0.00%	100.00%
	DIST. 2	762	499	521	0	1,020	940	0	842	80	10.50%	92.16%
	DIST. 3	319	489	173	0	662	673	0	308	−11	−3.45%	101.66%
	DIST. 4	629	565	483	0	1,048	1,026	0	651	22	3.50%	97.90%
	DIST. 5	334	505	207	0	712	624	0	422	88	26.35%	87.64%
	DIST. 6	960	1,199	340	0	1,539	1,172	0	1,327	367	38.23%	76.15%
FELONY (PRELIMINARY HEARINGS (1)	DIST. 1	18,114	44,423	0	0	44,423	45,671	0	16,866	−1,248	−6.89%	102.81%
	DIST. 2	1,379	1,620	1,941	0	3,561	2,722	0	2,218	839	60.84%	76.44%
	DIST. 3	2,829	1,822	29	0	1,851	2,590	0	2,090	−739	−26.12%	139.92%
	DIST. 4	697	1,758	749	0	2,507	2,695	0	509	−188	−26.97%	107.50%
	DIST. 5	82	1,012	643	0	1,655	1,540	0	197	115	140.24%	93.05%
	DIST. 6	1,761	1,034	56	0	1,090	1,161	0	1,690	−71	−4.03%	106.51%
HOUSING*	DIST. 1	15,390	4,175	168	0	4,343	5,331	0	14,402	−988	−6.42%	122.75%
	DIST. 2	*	*	*	*	*	*	*	*	*	*	*
	DIST. 3	*	*	*	*	*	*	*	*	*	*	*
	DIST. 4	*	*	*	*	*	*	*	*	*	*	*
	DIST. 5	*	*	*	*	*	*	*	*	*	*	*
	DIST. 6	43	50	1	0	51	18	0	76	33	76.74%	0.00%

TREND OF CASES IN THE MUNICIPAL DEPARTMENT, CIRCUIT COURT OF COOK COUNTY DURING 1988

		Pending at Start	Filed	Rein-stated	Trans-ferred	Total Added	Disposed Of	Adjust-ment	Pending at End	Inventory Increase + Decrease −	% Change Pending	No. Disposed As a % of Total Added
PATERNITY**	DIST. 1	20,465	27,900	8,696	0	36,596	36,995	0	20,066	−399	−1.95%	101.09%
	DIST. 2	402	370	79	0	449	484	0	367	−35	−8.71%	107.80%
	DIST. 3	0	0	0	0	0	0	0	0	0	0.00%	0.00%
	DIST. 4	729	1,249	70	0	1,319	1,377	0	671	−58	−7.96%	104.40%
	DIST. 5	**	**	**	**	**	**	**	**	**	**	**
	DIST. 6	1,089	2,060	145	0	2,205	2,136	0	1,158	69	6.34%	96.87%
MISDEMEANORS, ORDINANCE VIOLATIONS, & CONSERVATION VIOLATIONS (1)	DIST. 1	281,417	292,376	0	0	292,376	331,830	0	241,963	−39,454	−14.02%	113.49%
	DIST. 2	1,549	7,436	8,566	0	16,002	9,637	0	7,914	6,365	410.91%	60.22%
	DIST. 3	1,430	10,947	11,132	0	22,079	12,792	0	10,717	9,287	649.44%	57.94%
	DIST. 4	6,038	11,420	10,441	0	21,861	14,904	0	12,995	6,957	115.22%	68.18%
	DIST. 5	405	11,016	11,525	0	22,541	14,223	0	8,723	8,318	2,053.83%	63.10%
	DIST. 6	6,262	17,163	13,332	0	30,495	21,298	0	15,459	9,197	146.87%	69.84%
TRAFFIC (2)	DIST. 1	—	785,671	0	0	785,671	780,861	—	—	—	—	99.39%
	DIST. 2	—	144,870	0	0	144,870	190,133	—	—	—	—	131.24%
	DIST. 3	—	279,743	0	0	279,743	234,173	—	—	—	—	83.71%
	DIST. 4	—	113,719	0	0	113,719	140,299	—	—	—	—	123.37%
	DIST. 5	—	134,669	0	0	134,669	178,993	—	—	—	—	132.91%
	DIST. 6	—	146,620	0	0	146,620	174,436	—	—	—	—	118.97%
PARKING CASES ***	DIST. 1	—	4,598,205	0	0	4,598,205	960,678	—	—	—	—	20.89%
	DIST. 2	—	13,875	0	0	13,875	11,272	—	—	—	—	81.24%
	DIST. 3	—	16,412	0	0	16,412	6,474	—	—	—	—	39.45%
	DIST. 4	—	12,392	0	0	12,392	12,209	—	—	—	—	98.52%
	DIST. 5	—	18,020	0	0	18,020	15,996	—	—	—	—	88.77%
	DIST. 6	—	18,410	0	0	18,410	17,922	—	—	—	—	97.35%
DISTRICT TOTALS ***	DIST. 1	486,634	1,295,180	17,235	0	1,312,415	1,327,945	0	466,294	−20,340	−4.18%	101.18%
	DIST. 2	6,141	158,338	11,270	0	169,608	207,718	0	13,294	7,153	116.48%	122.47%
	DIST. 3	5,690	296,444	11,652	0	308,096	253,735	0	14,481	8,791	154.50%	82.36%
	DIST. 4	9,916	132,338	11,915	0	144,253	163,820	0	16,929	7,013	70.72%	113.56%
	DIST. 5	1,653	149,637	12,457	0	162,094	197,813	0	10,258	8,605	520.57%	122.04%
	DIST. 6	13,855	178,407	14,133	0	192,540	209,676	0	24,535	10,680	77.08%	108.90%
GRAND TOTALS—MUNICIPAL DEPARTMENTS (PAGES 3-5)		523,889	2,210,344	78,662	0	2,289,006	2,360,707	0	545,791	21,902	4.18%	103.13%

*Housing matters filed and disposed of "general law" cases in Districts 2 through 5. **All paternity matters in District 5 filed and disposed in District 4. ***Parking cases are not calculated into District Totals. (1)Indicated the dispositions of charges and not cases. (2)Does not include Parking Cases.

LAW

IN THE LAW DIVISION, COUNTY DEPARTMENT, CIRCUIT COURT OF COOK COUNTY STATISTICAL REPORT ON LAW CASES DURING 1988

AGE OF PENDING CASES ON DECEMBER 31, 1988

			1983 & Earlier	During 1984	During 1985	During 1986	During 1987	During 1988	Totals
LAW CASES OVER $15,000	Jury	Number Pending	11,145	7,501	12,145	14,999	14,965	370	61,125
		% of Total Pending Inventory	18.2%	12.3%	19.9%	24.5%	24.5%	0.6%	100%
	Non-jury	Number Pending	562	517	997	3,518	7,777	1,515	14,886
		% of Total Pending Inventory	3.8%	3.5%	6.7%	23.6%	52.2%	10.2%	100%

AVERAGE TIME INTERVAL BETWEEN DATE OF FILING AND DATE OF DISPOSITION OF LAW JURY CASES

	Law Jury Cases Terminated by Verdict			
	Number of Verdicts Reached During the Period	Months Elapsed Between Date of Filing and Date of Verdict		
Calendar		Maximum	Minimum	Average
Standard	500	129	4	74.6
Special	11	79	1	56.1
Total	511	129	1	73.4

*Reflects time case is handled in Jury Trial Section and does not include time on special calendars.
**Indicates cases which were at one time on a special calendar.

	Law Jury Cases Disposed of by Any Means Including Verdict			
	Total Number of Cases Disposed of During the Period	Months Elapsed Between Date of Filing and Date of Disposition		
Calendar		Maximum	Minimum	Average
Total	20,597	180	1	41.9

CASES DISPOSED OF BY THE JUDGES IN THE JURY TRIAL SECTION DURING THE PERIOD

	Cases* Assigned for Trial or Pre-Trial						
		Method of Disposition				Total Cases Returned to Assignment Judge**	Total Cases Assigned
		Dismissed		Judgment on Finding	Judgment on Verdict		
Law Jury Trial Section	Total Cases Disposed of	For Want of Prosecution	By Agreement				
Total	5,300	170	3,278	1,344	508	1,764	6,224

*Includes law, tax, condemnation and miscellaneous remedy suits heard and disposed of by judges in the Jury Trial Section.
**Includes mistrials.

IN THE MUNICIPAL DEPARTMENT, CIRCUIT COURT OF COOK COUNTY
DISTRICTS ONE THRU SIX, LAW JURY CASES DURING 1988

AVERAGE TIME INTERVAL BETWEEN DATE OF FILING AND DATE OF DISPOSITION OF LAW JURY CASES

		Law Jury Cases Terminated by Verdict			
		Number of Verdicts Reached During the Period	Months Elapsed Between Date of Filing and Date of Verdict		
			Maximum	Minimum	Average
District One	—	398	59	3	25.1
District Two	—	20	38.5	5.3	21.4
District Three	—	13	36.3	5.5	18.4
District Four	—	0	0	0	0
District Five	—	13	23.3	2.3	16.0
District Six	—	25	50.9	5.5	20.0
TOTAL		468	59	3	24.3

		All Law Jury Cases Disposed of by Any Means Including Verdict			
		Total Number of Cases Disposed of During the Period	Months Elapsed Between Date of Filing and Date of Disposition		
			Maximum	Minimum	Average
District One	—	119,357	60	1	8.8
District Two	—	172	59	1.8	14.5
District Three	—	328	54.5	0.9	10.6
District Four	—	275	52.5	0.5	16.2
District Five	—	249	31.2	0.6	12.3
District Six	—	458	126	0.1	12.5
TOTAL		120,824	126	0.1	8.9

LAW

IN THE MUNICIPAL DEPARTMENT, CIRCUIT COURT OF COOK COUNTY, DISTRICTS ONE THRU SIX, DECEMBER 31, 1988

AGE OF PENDING LAW CASES

DISTRICT 1			1983 & Earlier	During 1984	During 1985	During 1986	During 1987	During 1988	Totals
LAW CASES $15,000 OR LESS	Jury	Number Pending	30	116	455	1964	4,377	5,921	12,863
		% of Total Pending Inventory	0.2%	0.9%	3.5%	15.3%	34.1%	46.0%	100%
	Non-jury	Number Pending	4,231	16,187	17,901	20,477	23,635	63,127	145,558
		% of Total Pending Inventory	2.9%	11.1%	12.3%	14.1%	16.2%	43.4%	100%

DISTRICT 2			1983 & Earlier	During 1984	During 1985	During 1986	During 1987	During 1988	Totals
LAW CASES $15,000 OR LESS	Jury	Number Pending	8	19	44	152	105	317	645
		% of Total Pending Inventory	1.2%	3.0%	6.8%	23.6%	16.3%	49.1%	100%
	Non-jury	Number Pending	11	5	11	8	21	409	465
		% of Total Pending Inventory	2.4%	1.1%	2.4%	1.7%	4.5%	87.9%	100%

DISTRICT 3			1983 & Earlier	During 1984	During 1985	During 1986	During 1987	During 1988	Totals
LAW CASES $15,000 OR LESS	Jury	Number Pending	0	0	5	21	140	356	522
		% of Total Pending Inventory	0%	0%	1.0%	4.0%	26.8%	68.2%	100%
	Non-jury	Number Pending	2	0	0	9	15	226	252
		% of Total Pending Inventory	0.8%	0%	0%	3.5%	6.0%	89.7%	100%

DISTRICT 4			1983 & Earlier	During 1984	During 1985	During 1986	During 1987	During 1988	Totals
LAW CASES $15,000 OR LESS	Jury	Number Pending	0	1	12	29	114	326	482
		% of Total Pending Inventory	0%	0.2%	2.5%	6.0%	23.7%	67.6%	100%
	Non-jury	Number Pending	0	2	14	71	116	450	653
		% of Total Pending Inventory	0	0.3%	2.1%	10.9%	17.8%	68.9%	100%

DISTRICT 5			1983 & Earlier	During 1984	During 1985	During 1986	During 1987	During 1988	Totals
LAW CASES $15,000 OR LESS	Jury	Number Pending	0	0	0	0	29	215	244
		% of Total Pending Inventory	0%	0%	0%	0%	11.9%	88.1%	100%
	Non-jury	Number Pending	0	0	0	0	10	441	451
		% of Total Pending Inventory	0%	0%	0%	0%	2.2%	97.8%	100%

LAW

IN THE MUNICIPAL DEPARTMENT, CIRCUIT COURT OF COOK COUNTY, DISTRICTS ONE THRU SIX, DECEMBER 31, 1988 — continued

AGE OF PENDING LAW CASES

DISTRICT 6			1983 & Earlier	During 1984	During 1985	During 1986	During 1987	During 1988	Totals
LAW CASES $15,000 OR LESS	Jury	Number Pending	0	0	0	4	111	211	326
		% of Total Pending Inventory	0%	0%	0%	1.3%	34.0%	64.7%	100%
	Non-jury	Number Pending	0	0	0	3	16	1,171	1,190
		% of Total Pending Inventory	0%	0%	0%	0.3%	1.3%	98.4%	100%

DISTRICT TOTALS			1983 & Earlier	During 1984	During 1985	During 1986	During 1987	During 1988	Totals
LAW CASES $15,000 OR LESS	Jury	Number Pending	38	136	516	2,170	4,876	7,346	15,082
		% of Total Pending Inventory	0.3%	0.9%	3.4%	14.4%	32.3%	48.7%	100%
	Non-jury	Number Pending	4,244	16,194	17,926	20,568	23,813	65,824	148,569
		% of Total Pending Inventory	2.9%	10.9%	12.1%	13.8%	16.0%	44.3%	100%

TREND OF CASES IN THE COUNTY DIVISION, CIRCUIT COURT OF COOK COUNTY DURING 1988

Type of Cases			Pending at Start	Filed	Terminated	Pending at End
(A) TAX						
	(1) Special Assessments	a. Chicago	762	44	109	697
		b. Suburban	581	7	46	542
	(2) Tax Deeds		6,092	2,549	2,762	5,879
	(3) Scavenger Tax Deeds		769	3,021	839	2,951
	(4) Inheritance Tax Petitions		566	125	126	565
	(5) Inheritance Tax Reassessments		253	12	7	258
	(6) Tax Refund Petitions		268	38	7	299
	(7) Tax Objections		28,191	45,189	15,208	58,172
	(8) Condemnations (in conjunction with special assessments)		71	0	0	71
	(9) Other		871	255	323	803
	SUB-TOTAL		38,424	51,240	19,427	70,237
(B) ADOPTIONS			1,086	2,151	1,958	1,279
(C) MENTAL HEALTH						
	(1) Commitment Petitions	a. Adults	138	5,164	5,232	70
		b. Minors	4	41	40	5
	(2) Restoration Petitions	a. Adults	0	0	0	0
		b. Minors	0	0	0	0
	(3) Discharge Petitions	a. Adults	0	0	0	0
		b. Minors	0	0	0	0
	SUB-TOTAL		142	5,205	5,272	75
(D) MUNICIPAL CORPORATIONS			309	35	32	312
(E) MARRIAGE OF MINORS			6	9	11	4
GRAND TOTAL			39,967	58,640	26,700	71,907

COUNTY DEPARTMENT

IN THE DOMESTIC RELATIONS DIVISION, COUNTY DEPARTMENT, CIRCUIT COURT OF COOK COUNTY DURING 1988

TOTAL DIVORCE CASES TERMINATED - 21,489

PART I

TOTAL JUDGMENTS - 18,881

1. Dissolution of Marriage	- 18,805
2. Legal Separation	- 18
3. Declaration of Invalidity	- 58

PART II

TOTAL DISMISSALS - 2,608

1. Dissolution of Marriage	- 2,604
2. Legal Separation	- 2
3. Declaration of Invalidity	- 2

JUVENILE

IN THE CIRCUIT COURT OF COOK COUNTY COUNTY DEPARTMENT, JUVENILE DIVISION

FOR THE YEAR OF 1988

Type of Petition	Active Petitions Pending Beginning of Year	Petitions Filed During the Year	Petitions Reinstated During Year	Petitions Disposed of During Year	Active Petitions Pending at End of Year
Delinquent	156,727	15,321	18	11,713	183,779
Dependent-Neglect	84,540	6,979	0	2,808	94,327
Minor in Need of Intervention	19	90	0	108	217
Total	241,286	22,390	18	14,629	278,323

CIRCUIT COURT OF COOK COUNTY, ILLINOIS JUVENILE DIVISION
FOR THE YEAR OF 1988 (12 MONTHS)

DESCRIPTION OF CHARGES	MALE	FEMALE	TOTAL
DELINQUENT CHARGES Homicide/Manslaughter/Attempt	73	1	74
Rape/Sex Offenses/Attempt	618	15	633
Agg. Assault/Battery/Kidnapping/Attempt	1,838	379	2,217
Armed Robbery/Attempt	242	16	258
SUB-TOTAL SERIOUS VIOLENT CHARGES	2,771	411	3,182
Arson/Attempt	76	10	86
Robbery/Attempt	1,024	83	1,107
Burglary/Attempt	3,096	114	3,210
Theft Over $300/Attempt	1,361	88	1,449
Auto Theft/Attempt	932	54	986
SUB-TOTAL SERIOUS PROPERTY CHARGES	6,489	349	6,838
Weapons Charges/Attempt U.U.W.	718	57	775
Lesser Charges/Attempt Against Persons	1,736	434	2,170
Lesser Theft Charges/Attempt	2,683	415	3,098
Lesser Property Charges/Attempt	6,412	471	6,883
Drug Charges	1,171	108	1,279
SUB-TOTAL LESSER DELINQUENT CHARGES	12,720	1,485	14,205
Other Charges	697	128	825
Misc. Charges/Attempt	62	8	70
SUB-TOTAL OTHER DELINQUENT CHARGES	759	136	825
TOTAL ALL DELINQUENT CHARGES	22,739	2,381	25,120
Runaway	20	28	48
Beyond Control/Ungovernable	3	9	12
Addicted To Drugs/Alcohol	1	1	2
Other Status Offenses	1	—	1
TOTAL STATUS OFFENDER CHARGES	25	38	63
Abuse	212	451	663
Neglect	2,885	2,692	5,577
Dependency	1,273	1,156	2,429
TOTAL ABUSE/NEGLECT/DEPENDENCY	4,370	4,299	8,669
OTHER CHARGES	—	—	—
TOTAL ALL CHARGES	27,134	6,718	33,852

FELONY

IN THE MUNICIPAL DEPARTMENT, CIRCUIT COURT OF COOK COUNTY, DISTRICTS ONE THRU SIX DURING 1988

NATURE OF DISPOSITION OF PRELIMINARY HEARINGS

	Method of Disposition*									
	Superseded By Indictment/Information or Finding of Probable Cause	No Probable Cause	Bond Forfeiture W/ or W/O Warrant	Dismissed for Want of Prosecution	Nolle Prosequi	Stricken Off With Leave to Reinstate	Leave to File Denied	Off Call/ Other Dismissal	Non-Suit	Totals
District 1	19,547	7,474	5,743	21	10,848	1,800	38	88	132	45,691
District 2	1,110	77	217	2	19	1,286	0	11	0	2,722
District 3	969	37	289	0	41	284	2	43	0	1,665
District 4	894	324	195	0	1,160	117	1	4	0	2,695
District 5	577	31	91	0	801	37	0	3	0	1,540
District 6	788	48	119	0	17	56	6	12	0	1,046
TOTALS	23,885	7,991	6,654	23	12,886	3,580	47	161	132	55,359

*Indicates the disposition of felony charges and not cases.

FELONY

IN THE CRIMINAL DIVISION, COUNTY DEPARTMENT, CIRCUIT COURT OF COOK COUNTY

TREND OF CASES CHARGING DEFENDANTS WITH OFFENSES IN THE CRIMINAL DIVISION DURING 1988

Cases Pending at Start	Cases Filed	Cases Reinstated	Cases Disposed of	Cases Pending at End
12,507	21,203	3,123	20,965	15,418

IN THE MUNICIPAL DEPARTMENT, CIRCUIT COURT OF COOK COUNTY, DISTRICTS ONE THRU SIX

TREND OF CASES CHARGING DEFENDANTS WITH OFFENSES IN THE MUNICIPAL DEPARTMENT, DISTRICTS ONE THRU SIX DURING 1988

District	Cases Pending at Start	Cases Filed	Cases Reinstated	Cases Disposed of	Cases Pending at End
District One	0	698	0	698	0
District Two	762	499	521	940	842
District Three	319	489	173	673	308
District Four	629	565	483	1,026	651
District Five	334	505	267	624	422*
District Six	960	1,199	340	1,172	1,327
Total	3,004	3,955	1,784	5,133	3,550*

*Pending at end reflects adjustment due to physical inventory.

FELONY

**IN THE CRIMINAL DIVISION, COUNTY DEPARTMENT,
AND IN THE MUNICIPAL DEPARTMENT,
CIRCUIT COURT OF COOK COUNTY,
DISTRICTS ONE THRU SIX**

	Number of Felony Cases Pending*						
	Indictments & Informations						
	Year Case Filed						
	1988	1987	1986	1985	1984	1983 & Prior	Total
Criminal Division*	12,011	2,641	316	66	132	252	15,418
Municipal District 1	0	0	0	0	0	0	0
Municipal District 2	441	118	56	63	34	130	842
Municipal District 3	215	37	4	1	1	50	308
Municipal District 4	456	66	18	2	1	108	651
Municipal District 5	230	39	17	21	17	98	422
Municipal District 6	1,000	189	27	16	10	85	1,327
Totals	14,353	3,090	438	169	195	723	18,968

*Totals include warrants outstanding now being counted as pending by the Clerks' office.

FELONY

**IN THE MUNICIPAL DEPARTMENT,
CIRCUIT COURT OF COOK COUNTY,
DISTRICT ONE
DURING 1988**

**GUILTY PLEAS ACCEPTED AT PRELIMINARY HEARINGS (INFORMATIONS)
AND SENTENCES IMPOSED ON THE DEFENDANTS***

		Local Imprisonment				Probation				Conditional Discharge				
	State Imprisonment Only (a)	Only	Periodic Imprisonment Only	With** Conditions	Sub-Total	Only	Some Jail Time	With** Conditions	Sub-Total	Only	Some Jail Time	With** Conditions	Sub-Total	Total
Total Pleas	53	0	0	43	43	409	58	143	610	0	0	0	0	706

*Not necessarily different defendants

**Includes such conditions as payment of a fine, restitution, etc.

(a)Sentences to state imprisonment do include some orders reported with a condition to pay a fine.

FELONY

IN THE CRIMINAL DIVISION, COUNTY DEPARTMENT, CIRCUIT COURT OF COOK COUNTY, DURING 1988

METHOD OF DISPOSITION OF DEFENDANTS[a] CHARGED BY INDICTMENT AND INFORMATION

Not Convicted									
Transferred, Reduced, or Dismissed						Tried But Not Convicted			
Transferred For Trial, Etc.*	Stricken Off With Leave to Reinstate	Nolle Prosequi	Reduced To Misdemeanor	Other** Discharge	Total	Acquitted By Court	Acquitted By Jury	Total	Total Not Convicted
1,366	3,739	2,363	412	207	8,087	1,453	104	1,557	9,644

*Includes defendants whose cases have been transferred from the Criminal Division to a Municipal District for trial.
**Includes those who have had their cases dismissed, those who have died during the trial process, those placed under supervision for treatment of drug addiction.
[a]Not necessarily different defendants.

METHOD OF DISPOSITION OF DEFENDANTS[a] CHARGED BY INDICTMENT AND INFORMATION — CONTINUED

Convicted				Found Unfit To[b] Stand Trial Or Adjudged To Be Sexually Dangerous	Total Defendants
Plea Of Guilty	Convicted By Court	Convicted By Jury	Total Convicted		
11,744	1,851	378	13,973	151	14,124

[a]Not necessarily different defendants.
[b]Includes defendants transferred to the Criminal Division for competency hearings from the Municipal Department.

TYPES OF SENTENCES IMPOSED IN 1988 ON FELONY CONVICTIONS

Sentences																
	State Imprisonment[a]		Local Imprisonment				Probation				Conditional Discharge					
Death	Life Sentence	Other	Only	Periodic Imprison-ment Only	With** Conditions	Total	Only	With Some Jail Time	With** Conditions	Total	Only	With** Conditions	Total	* Other	Unfit To Be Sentenced	Total
9	33	6,895	0	66	9	75	2,934	1,762	2,221	6,917	2	30	32	12	0	13,973

*Includes sentences of payments of fine only, etc.
**Includes such conditions as a payment of a fine, restitution, community service work, etc.
[a]Sentences to state imprisonment do include some orders reported with a condition to pay a fine and also any sentences imposed in absentia.

FELONY

IN THE CRIMINAL DIVISION, COUNTY DEPARTMENT, CIRCUIT COURT OF COOK COUNTY, DURING 1988

GUILTY PLEAS ACCEPTED BY TYPE OF FELONY & SENTENCES IMPOSED ON DEFENDANTS*

Type of Felony	Death	Natural Life	State Imprison.	CCDOC Only	Periodic Imp. Only CCDOC	Periodic Imp. With Condition	Probation Only	Probation With Some Jail Time	Prob. With Other Conditions	Condition Discharge Only	Condition Discharge W/Cond.	** Other	Totals
Murder	1	1	114	0	0	0	(a) 4	(a) 11	(a) 1	0	0	(a) 1	133
Class X	X	0	1,302	0	3	0	(a) 128	(a) 123	(a) 74	0	0	0	1,630
Class One	X	X	554	0	0	0	106	100	127	0	0	0	887
Class Two	X	X	1,634	0	14	3	836	595	574	1	5	4	3,666
Class Three	X	X	1,233	0	22	3	855	471	646	1	12	2	3,245
Class Four	X	X	754	0	20	1	649	248	500	0	8	3	2,183
Totals	1	1	5,591	0	59	7	2,578	1,548	1,922	2	25	10	11,744

CONVICTIONS BY COURT BY TYPE OF FELONY & SENTENCES IMPOSED ON DEFENDANTS*

Type of Felony	Death	Natural Life	State Imprison.	CCDOC Only	Periodic Imp. Only CCDOC	Periodic Imp. With Condition	Probation Only	Probation With Some Jail Time	Prob. With Other Conditions	Condition Discharge Only	Condition Discharge W/Cond.	** Other	Totals
Murder	1	5	73	0	0	0	(a) 7	(a) 1	(a) 6	0	0	0	93
Class X	X	3	385	0	0	0	(a) 71	(a) 59	(a) 55	0	(a) 1	(a) 1	575
Class One	X	X	93	0	0	0	28	15	20	0	0	1	157
Class Two	X	X	221	0	3	0	117	62	82	0	3	0	488
Class Three	X	X	142	0	3	0	72	41	80	0	0	0	338
Class Four	X	X	70	0	0	1	54	23	51	0	1	0	200
Totals	1	8	984	0	6	1	349	201	294	0	5	2	1,851

CONVICTIONS BY JURY BY TYPE OF FELONY & SENTENCES IMPOSED ON DEFENDANTS*

Type of Felony	Death	Natural Life	State Imprison.	CCDOC Only	Periodic Imp. Only CCDOC	Periodic Imp. With Condition	Probation Only	Probation With Some Jail Time	Prob. With Other Conditions	Condition Discharge Only	Condition Discharge W/Cond.	** Other	Totals
Murder	7	21	93	0	0	0	0	(a) 1	0	0	0	0	122
Class X	X	3	137	0	0	0	(a) 2	(a) 2	0	0	0	0	144
Class One	X	X	15	0	0	0	0	0	0	0	0	0	15
Class Two	X	X	33	0	0	1	3	3	3	0	0	0	43
Class Three	X	X	28	0	1	0	0	6	2	0	0	0	37
Class Four	X	X	14	0	0	0	2	1	0	0	0	0	17
Totals	7	24	320	0	1	1	7	13	5	0	0	0	378

*Not necessarily different defendants.
**Includes defendants sentenced to pay a fine only, drug abuse program only, unfit to be sentenced, etc.
(a) Includes sentences where defendant was charged with a Murder or a Class X offense and reported as such, but defendant was found guilty of a lesser offense.

FELONY

IN THE CRIMINAL DIVISION, MUNICIPAL DEPARTMENT, CIRCUIT COURT OF COOK COUNTY, DISTRICT TWO DURING 1988

METHOD OF DISPOSITION OF DEFENDANTS[a] CHARGED BY INDICTMENT AND INFORMATION

Not Convicted									
Transferred, Reduced, or Dismissed						Tried But Not Convicted			
Transferred For Trial, Etc.*	Stricken Off With Leave to Reinstate	Nolle Prosequi	Reduced To Misdemeanor	Other** Discharge	Total	Acquitted By Court	Acquitted By Jury	Total	Total Not Convicted
0	95	50	102	27	274	30	3	33	307

*Includes defendants whose cases have been transferred from the Criminal Division to a Municipal District for trial.
**Includes those who have had their cases dismissed, those who have died during the trial process, those placed under supervision for treatment of drug addiction.
[a]Not necessarily different defendants.

METHOD OF DISPOSITION OF DEFENDANTS[a] CHARGED BY INDICTMENT AND INFORMATION — CONTINUED

Convicted				Found Unfit To[b] Stand Trial Or Adjudged To Be Sexually Dangerous	Total Defendants
Plea Of Guilty	Convicted By Court	Convicted By Jury	Total Convicted		
722	22	3	747	2	749

[a]Not necessarily different defendants.
[b]Includes defendants transferred to the Criminal Division for competency hearings from the Municipal Department.

TYPES OF SENTENCES IMPOSED IN 1988 ON FELONY CONVICTIONS

Sentences																
	State Imprisonment[a]		Local Imprisonment				Probation				Conditional Discharge					
Death	Life Sentence	Other	Only	Periodic Imprison-ment Only	With** Conditions	Total	Only	With Some Jail Time	With** Conditions	Total	Only	With** Conditions	Total	* Other	Unfit To Be Sentenced	Total
0	0	253	0	0	0	0	141	161	182	484	3	7	10	0	0	747

*Includes sentences of payments of fine only, etc.
**Includes such conditions as a payment of a fine, restitution, community service work, etc.
[a]Sentences to state imprisonment do include some orders reported with a condition to pay a fine and also any sentences imposed in absentia.

FELONY

IN THE MUNICIPAL DEPARTMENT, CIRCUIT COURT OF COOK COUNTY, DISTRICT TWO DURING 1988

GUILTY PLEAS ACCEPTED BY TYPE OF FELONY & SENTENCES IMPOSED ON DEFENDANTS*

Type of Felony	Death	Natural Life	State Imprison.	CCDOC Only	Periodic Imp. Only CCDOC	Periodic Imp. With Condition	Probation Only	Probation With Some Jail Time	Prob. With Other Conditions	Condition Discharge Only	Condition Discharge W/Cond.	** Other	Totals
Murder	0	0	0	0	0	0	0	0	0	0	0	0	0
Class X	X	0	23	0	0	0	0	0	0	0	0	0	23
Class One	X	X	25	0	0	0	0	9	4	0	0	0	38
Class Two	X	X	59	0	0	0	36	53	24	0	2	0	174
Class Three	X	X	83	0	0	0	70	67	61	3	5	0	289
Class Four	X	X	49	0	0	0	33	28	88	0	0	0	198
Totals	0	0	239	0	0	0	139	157	177	3	7	0	722

CONVICTIONS BY COURT BY TYPE OF FELONY & SENTENCES IMPOSED ON DEFENDANTS*

Type of Felony	Death	Natural Life	State Imprison.	CCDOC Only	Periodic Imp. Only CCDOC	Periodic Imp. With Condition	Probation Only	Probation With Some Jail Time	Prob. With Other Conditions	Condition Discharge Only	Condition Discharge W/Cond.	** Other	Totals
Murder	0	0	1	0	0	0	0	0	0	0	0	0	1
Class X	X	0	6	0	0	0	0	0	0	0	0	0	6
Class One	X	X	1	0	0	0	0	0	0	0	0	0	1
Class Two	X	X	0	0	0	0	1	1	0	0	0	0	2
Class Three	X	X	2	0	0	0	1	3	3	0	0	0	9
Class Four	X	X	1	0	0	0	0	0	2	0	0	0	3
Totals	0	0	11	0	0	0	2	4	5	0	0	0	22

CONVICTIONS BY JURY BY TYPE OF FELONY & SENTENCES IMPOSED ON DEFENDANTS*

Type of Felony	Death	Natural Life	State Imprison.	CCDOC Only	Periodic Imp. Only CCDOC	Periodic Imp. With Condition	Probation Only	Probation With Some Jail Time	Prob. With Other Conditions	Condition Discharge Only	Condition Discharge W/Cond.	** Other	Totals
Murder	0	0	2	0	0	0	0	0	0	0	0	0	2
Class X	X	0	1	0	0	0	0	0	0	0	0	0	1
Class One	X	X	0	0	0	0	0	0	0	0	0	0	0
Class Two	X	X	0	0	0	0	0	0	0	0	0	0	0
Class Three	X	X	0	0	0	0	0	0	0	0	0	0	0
Class Four	X	X	0	0	0	0	0	0	0	0	0	0	0
Totals	0	0	3	0	0	0	0	0	0	0	0	0	3

*Not necessarily different defendants.
**Includes defendants sentenced to pay a fine only, drug abuse program only, unfit to be sentenced, etc.

FELONY

IN THE CRIMINAL DIVISION, MUNICIPAL DEPARTMENT, CIRCUIT COURT OF COOK COUNTY, DISTRICT THREE DURING 1988

METHOD OF DISPOSITION OF DEFENDANTS[a] CHARGED BY INDICTMENT AND INFORMATION

Not Convicted									
Transferred, Reduced, or Dismissed						Tried But Not Convicted			
Transferred For Trial, Etc.*	Stricken Off With Leave to Reinstate	Nolle Prosequi	Reduced To Misdemeanor	Other** Discharge	Total	Acquitted By Court	Acquitted By Jury	Total	Total Not Convicted
7	48	28	76	14	159	25	2	27	186

*Includes defendants whose cases have been transferred from the Criminal Division to a Municipal District for trial.
**Includes those who have had their cases dismissed, those who have died during the trial process, those placed under supervision for treatment of drug addiction.
[a]Not necessarily different defendants.

METHOD OF DISPOSITION OF DEFENDANTS[a] CHARGED BY INDICTMENT AND INFORMATION — CONTINUED

Convicted				Found Unfit To[b] Stand Trial Or Adjudged To Be Sexually Dangerous	Total Defendants
Plea Of Guilty	Convicted By Court	Convicted By Jury	Total Convicted		
519	11	3	533	1	534

[a]Not necessarily different defendants.
[b]Includes defendants transferred to the Criminal Division for competency hearings from the Municipal Department.

TYPES OF SENTENCES IMPOSED IN 1988 ON FELONY CONVICTIONS

Sentences																
	State Imprisonment[a]		Local Imprisonment				Probation				Conditional Discharge					
Death	Life Sentence	Other	Only	Periodic Imprison-ment Only	With** Conditions	Total	Only	With Some Jail Time	With** Conditions	Total	Only	With** Conditions	Total	* Other	Unfit To Be Sentenced	Total
0	0	195	0	6	0	6	67	107	120	294	12	25	37	1	0	533

*Includes sentences of payments of fine only, etc.
**Includes such conditions as a payment of a fine, restitution, community service work, etc.
[a]Sentences to state imprisonment do include some orders reported with a condition to pay a fine and also any sentences imposed in absentia.

FELONY

IN THE MUNICIPAL DEPARTMENT, CIRCUIT COURT OF COOK COUNTY, DISTRICT THREE DURING 1988

GUILTY PLEAS ACCEPTED BY TYPE OF FELONY & SENTENCES IMPOSED ON DEFENDANTS*

Type of Felony	Death	Natural Life	State Imprison.	CCDOC Only	Periodic Imp. Only CCDOC	Periodic Imp. With Condition	Probation Only	Probation With Some Jail Time	Prob. With Other Conditions	Condition Discharge Only	Condition Discharge W/Cond.	** Other	Totals
Murder	0	0	1	0	0	0	0	0	0	0	0	0	1
Class X	X	0	13	0	0	0	0	0	0	0	0	0	13
Class One	X	X	42	0	0	0	2	9	3	0	1	0	57
Class Two	X	X	48	0	1	0	24	40	43	9	9	1	175
Class Three	X	X	51	0	3	0	25	39	43	2	12	0	175
Class Four	X	X	30	0	2	0	15	18	30	0	3	0	98
Totals	0	0	185	0	6	0	66	106	119	11	25	1	519

CONVICTIONS BY COURT BY TYPE OF FELONY & SENTENCES IMPOSED ON DEFENDANTS*

Type of Felony	Death	Natural Life	State Imprison.	CCDOC Only	Periodic Imp. Only CCDOC	Periodic Imp. With Condition	Probation Only	Probation With Some Jail Time	Prob. With Other Conditions	Condition Discharge Only	Condition Discharge W/Cond.	** Other	Totals
Murder	0	0	1	0	0	0	0	0	0	0	0	0	1
Class X	X	0	2	0	0	0	0	0	0	0	0	0	2
Class One	X	X	3	0	0	0	0	0	0	0	0	0	3
Class Two	X	X	0	0	0	0	0	0	0	0	0	0	0
Class Three	X	X	2	0	0	0	1	1	0	1	0	0	5
Class Four	X	X	0	0	0	0	0	0	0	0	0	0	0
Totals	0	0	8	0	0	0	1	1	0	1	0	0	11

CONVICTIONS BY JURY BY TYPE OF FELONY & SENTENCES IMPOSED ON DEFENDANTS*

Type of Felony	Death	Natural Life	State Imprison.	CCDOC Only	Periodic Imp. Only CCDOC	Periodic Imp. With Condition	Probation Only	Probation With Some Jail Time	Prob. With Other Conditions	Condition Discharge Only	Condition Discharge W/Cond.	** Other	Totals
Murder	0	0	2	0	0	0	0	0	0	0	0	0	2
Class X	X	0	0	0	0	0	0	0	0	0	0	0	0
Class One	X	X	0	0	0	0	0	0	0	0	0	0	0
Class Two	X	X	0	0	0	0	0	0	0	0	0	0	0
Class Three	X	X	0	0	0	0	0	0	0	0	0	0	0
Class Four	X	X	0	0	0	0	0	0	1	0	0	0	1
Totals	0	0	2	0	0	0	0	0	1	0	0	0	3

*Not necessarily different defendants.
**Includes defendants sentenced to pay a fine only, drug abuse program only, unfit to be sentenced, etc.

FELONY

IN THE CRIMINAL DIVISION, MUNICIPAL DEPARTMENT, CIRCUIT COURT OF COOK COUNTY, DISTRICT FOUR DURING 1988

METHOD OF DISPOSITION OF DEFENDANTS[a] CHARGED BY INDICTMENT AND INFORMATION

Not Convicted									
Transferred, Reduced, or Dismissed						Tried But Not Convicted			
Transferred For Trial, Etc.*	Stricken Off With Leave to Reinstate	Nolle Prosequi	Reduced To Misdemeanor	Other** Discharge	Total	Acquitted By Court	Acquitted By Jury	Total	Total Not Convicted
54	76	51	75	12	268	18	1	19	287

*Includes defendants whose cases have been transferred from the Criminal Division to a Municipal District for trial.
**Includes those who have had their cases dismissed, those who have died during the trial process, those placed under supervision for treatment of drug addiction.
[a]Not necessarily different defendants.

METHOD OF DISPOSITION OF DEFENDANTS[a] CHARGED BY INDICTMENT AND INFORMATION — CONTINUED

Convicted				Found Unfit To[b] Stand Trial Or Adjudged To Be Sexually Dangerous	Total Defendants
Plea Of Guilty	Convicted By Court	Convicted By Jury	Total Convicted		
793	20	7	820	1	821

[a]Not necessarily different defendants.
[b]Includes defendants transferred to the Criminal Division for competency hearings from the Municipal Department.

TYPES OF SENTENCES IMPOSED IN 1988 ON FELONY CONVICTIONS

Sentences																
	State Imprisonment[a]		Local Imprisonment				Probation				Conditional Discharge					
Death	Life Sentence	Other	Only	Periodic Imprison-ment Only	With** Conditions	Total	Only	With Some Jail Time	With** Conditions	Total	Only	With** Conditions	Total	* Other	Unfit To Be Sentenced	Total
0	0	350	1	0	0	1	202	118	136	456	9	3	12	1	0	820

*Includes sentences of payments of fine only, etc.
**Includes such conditions as a payment of a fine, restitution, community service work, etc.
[a]Sentences to state imprisonment do include some orders reported with a condition to pay a fine and also any sentences imposed in absentia.

FELONY

IN THE MUNICIPAL DEPARTMENT, CIRCUIT COURT OF COOK COUNTY, DISTRICT FOUR DURING 1988

GUILTY PLEAS ACCEPTED BY TYPE OF FELONY & SENTENCES IMPOSED ON DEFENDANTS*

Type of Felony	Death	Natural Life	State Imprison.	CCDOC Only	Periodic Imp. Only CCDOC	Periodic Imp. With Condition	Probation Only	Probation With Some Jail Time	Prob. With Other Conditions	Condition Discharge Only	Condition Discharge W/Cond.	** Other	Totals
Murder	0	0	4	0	0	0	0	0	0	0	0	0	4
Class X	X	0	47	0	0	0	0	0	0	0	0	0	47
Class One	X	X	44	0	0	0	21	11	10	0	0	0	86
Class Two	X	X	62	0	0	0	62	36	33	0	1	0	194
Class Three	X	X	137	1	0	0	91	53	38	8	1	1	330
Class Four	X	X	38	0	0	0	21	18	54	0	1	0	132
Totals	0	0	332	1	0	0	195	118	135	8	3	1	793

CONVICTIONS BY COURT BY TYPE OF FELONY & SENTENCES IMPOSED ON DEFENDANTS*

Type of Felony	Death	Natural Life	State Imprison.	CCDOC Only	Periodic Imp. Only CCDOC	Periodic Imp. With Condition	Probation Only	Probation With Some Jail Time	Prob. With Other Conditions	Condition Discharge Only	Condition Discharge W/Cond.	** Other	Totals
Murder	0	0	0	0	0	0	0	0	0	0	0	0	0
Class X	X	0	2	0	0	0	0	0	0	0	0	0	2
Class One	X	X	4	0	0	0	0	0	0	0	0	0	4
Class Two	X	X	1	0	0	0	3	0	0	0	0	0	4
Class Three	X	X	3	0	0	0	3	0	0	1	0	0	7
Class Four	X	X	1	0	0	0	1	0	1	0	0	0	3
Totals	0	0	11	0	0	0	7	0	1	1	0	0	20

CONVICTIONS BY JURY BY TYPE OF FELONY & SENTENCES IMPOSED ON DEFENDANTS*

Type of Felony	Death	Natural Life	State Imprison.	CCDOC Only	Periodic Imp. Only CCDOC	Periodic Imp. With Condition	Probation Only	Probation With Some Jail Time	Prob. With Other Conditions	Condition Discharge Only	Condition Discharge W/Cond.	** Other	Totals
Murder	0	0	2	0	0	0	0	0	0	0	0	0	2
Class X	X	0	3	0	0	0	0	0	0	0	0	0	3
Class One	X	X	1	0	0	0	0	0	0	0	0	0	1
Class Two	X	X	1	0	0	0	0	0	0	0	0	0	1
Class Three	X	X	0	0	0	0	0	0	0	0	0	0	0
Class Four	X	X	0	0	0	0	0	0	0	0	0	0	0
Totals	0	0	7	0	0	0	0	0	0	0	0	0	7

*Not necessarily different defendants.
**Includes defendants sentenced to pay a fine only, drug abuse program only, unfit to be sentenced, etc.

FELONY

IN THE CRIMINAL DIVISION, MUNICIPAL DEPARTMENT, CIRCUIT COURT OF COOK COUNTY, DISTRICT FIVE DURING 1988

METHOD OF DISPOSITION OF DEFENDANTS[a] CHARGED BY INDICTMENT AND INFORMATION

Not Convicted									
Transferred, Reduced, or Dismissed						Tried But Not Convicted			
Transferred For Trial, Etc.*	Stricken Off With Leave to Reinstate	Nolle Prosequi	Reduced To Misdemeanor	Other** Discharge	Total	Acquitted By Court	Acquitted By Jury	Total	Total Not Convicted
251	6	17	10	4	288	14	0	14	302

*Includes defendants whose cases have been transferred from the Criminal Division to a Municipal District for trial.
**Includes those who have had their cases dismissed, those who have died during the trial process, those placed under supervision for treatment of drug addiction.
[a]Not necessarily different defendants.

METHOD OF DISPOSITION OF DEFENDANTS[a] CHARGED BY INDICTMENT AND INFORMATION — CONTINUED

Convicted				Found Unfit To[b] Stand Trial Or Adjudged To Be Sexually Dangerous	Total Defendants
Plea Of Guilty	Convicted By Court	Convicted By Jury	Total Convicted		
318	24	2	344	0	344

[a]Not necessarily different defendants.
[b]Includes defendants transferred to the Criminal Division for competency hearings from the Municipal Department.

TYPES OF SENTENCES IMPOSED IN 1988 ON FELONY CONVICTIONS

Sentences																
	State Imprisonment[a]		Local Imprisonment				Probation				Conditional Discharge					
Death	Life Sentence	Other	Only	Periodic Imprison-ment Only	With** Conditions	Total	Only	With Some Jail Time	With** Conditions	Total	Only	With** Conditions	Total	* Other	Unfit To Be Sentenced	Total
0	0	71	5	0	0	5	112	71	85	268	0	0	0	0	0	344

*Includes sentences of payments of fine only, etc.
**Includes such conditions as a payment of a fine, restitution, community service work, etc.
[a]Sentences to state imprisonment do include some orders reported with a condition to pay a fine and also any sentences imposed in absentia.

FELONY

IN THE MUNICIPAL DEPARTMENT, CIRCUIT COURT OF COOK COUNTY, DISTRICT FIVE DURING 1988

GUILTY PLEAS ACCEPTED BY TYPE OF FELONY & SENTENCES IMPOSED ON DEFENDANTS*

Type of Felony	Death	Natural Life	State Imprison.	CCDOC Only	Periodic Imp. Only CCDOC	Periodic Imp. With Condition	Probation Only	Probation With Some Jail Time	Prob. With Other Conditions	Condition Discharge Only	Condition Discharge W/Cond.	** Other	Totals
Murder	0	0	0	0	0	0	0	0	0	0	0	0	0
Class X	X	0	3	0	0	0	0	0	0	0	0	0	3
Class One	X	X	1	0	0	0	2	0	1	0	0	0	4
Class Two	X	X	8	0	0	0	37	18	19	0	0	0	82
Class Three	X	X	22	0	0	0	35	17	13	0	0	0	87
Class Four	X	X	29	5	0	0	34	27	47	0	0	0	142
Totals	0	0	63	5	0	0	108	62	80	0	0	0	318

CONVICTIONS BY COURT BY TYPE OF FELONY & SENTENCES IMPOSED ON DEFENDANTS*

Type of Felony	Death	Natural Life	State Imprison.	CCDOC Only	Periodic Imp. Only CCDOC	Periodic Imp. With Condition	Probation Only	Probation With Some Jail Time	Prob. With Other Conditions	Condition Discharge Only	Condition Discharge W/Cond.	** Other	Totals
Murder	0	0	0	0	0	0	0	0	0	0	0	0	0
Class X	X	0	2	0	0	0	0	0	0	0	0	0	2
Class One	X	X	0	0	0	0	0	2	0	0	0	0	2
Class Two	X	X	3	0	0	0	1	2	0	0	0	0	6
Class Three	X	X	2	0	0	0	3	1	1	0	0	0	7
Class Four	X	X	0	0	0	0	0	3	4	0	0	0	7
Totals	0	0	7	0	0	0	4	8	5	0	0	0	24

CONVICTIONS BY JURY BY TYPE OF FELONY & SENTENCES IMPOSED ON DEFENDANTS*

Type of Felony	Death	Natural Life	State Imprison.	CCDOC Only	Periodic Imp. Only CCDOC	Periodic Imp. With Condition	Probation Only	Probation With Some Jail Time	Prob. With Other Conditions	Condition Discharge Only	Condition Discharge W/Cond.	** Other	Totals
Murder	0	0	0	0	0	0	0	0	0	0	0	0	0
Class X	X	0	0	0	0	0	0	0	0	0	0	0	0
Class One	X	X	0	0	0	0	0	0	0	0	0	0	0
Class Two	X	X	0	0	0	0	0	0	0	0	0	0	0
Class Three	X	X	0	0	0	0	0	1	0	0	0	0	1
Class Four	X	X	1	0	0	0	0	0	0	0	0	0	1
Totals	0	0	1	0	0	0	0	1	0	0	0	0	2

*Not necessarily different defendants.
**Includes defendants sentenced to pay a fine only, drug abuse program only, unfit to be sentenced, etc.

FELONY

IN THE CRIMINAL DIVISION, MUNICIPAL DEPARTMENT, CIRCUIT COURT OF COOK COUNTY, DISTRICT SIX DURING 1988

METHOD OF DISPOSITION OF DEFENDANTS[a] CHARGED BY INDICTMENT AND INFORMATION

Not Convicted									
Transferred, Reduced, or Dismissed						Tried But Not Convicted			
Transferred For Trial, Etc.*	Stricken Off With Leave to Reinstate	Nolle Prosequi	Reduced To Misdemeanor	Other** Discharge	Total	Acquitted By Court	Acquitted By Jury	Total	Total Not Convicted
4	24	47	33	10	118	51	1	52	170

*Includes defendants whose cases have been transferred from the Criminal Division to a Municipal District for trial.
**Includes those who have had their cases dismissed, those who have died during the trial process, those placed under supervision for treatment of drug addiction.
[a]Not necessarily different defendants.

METHOD OF DISPOSITION OF DEFENDANTS[a] CHARGED BY INDICTMENT AND INFORMATION — CONTINUED

Convicted				Found Unfit To[b] Stand Trial Or Adjudged To Be Sexually Dangerous	Total Defendants
Plea Of Guilty	Convicted By Court	Convicted By Jury	Total Convicted		
1,048	77	27	1,152	1	1,153

[a]Not necessarily different defendants.
[b]Includes defendants transferred to the Criminal Division for competency hearings from the Municipal Department.

TYPES OF SENTENCES IMPOSED IN 1988 ON FELONY CONVICTIONS

Sentences																
	State Imprisonment[a]		Local Imprisonment				Probation				Conditional Discharge					
Death	Life Sentence	Other	Only	Periodic Imprison-ment Only	With** Conditions	Total	Only	With Some Jail Time	With** Conditions	Total	Only	With** Conditions	Total	* Other	Unfit To Be Sentenced	Total
1	3	535	1	0	0	1	67	341	168	576	11	25	36	0	0	1,152

*Includes sentences of payments of fine only, etc.
**Includes such conditions as a payment of a fine, restitution, community service work, etc.
[a]Sentences to state imprisonment do include some orders reported with a condition to pay a fine and also any sentences imposed in absentia.

FELONY

IN THE MUNICIPAL DEPARTMENT, CIRCUIT COURT OF COOK COUNTY, DISTRICT SIX DURING 1988

GUILTY PLEAS ACCEPTED BY TYPE OF FELONY & SENTENCES IMPOSED ON DEFENDANTS*

Type of Felony	Death	Natural Life	State Imprison.	CCDOC Only	Periodic Imp. Only CCDOC	Periodic Imp. With Condition	Probation Only	Probation With Some Jail Time	Prob. With Other Conditions	Condition Discharge Only	Condition Discharge W/Cond.	** Other	Totals
Murder	1	0	4	0	0	0	0	0	0	0	0	0	5
Class X	X	0	46	0	0	0	0	0	0	0	0	0	46
Class One	X	X	106	0	0	0	4	12	5	0	0	0	127
Class Two	X	X	170	0	0	0	28	171	56	9	14	0	448
Class Three	X	X	105	0	0	0	18	81	25	0	3	0	232
Class Four	X	X	48	0	0	0	13	54	68	1	6	0	190
Totals	1	0	479	0	0	0	63	318	154	10	23	0	1,048

CONVICTIONS BY COURT BY TYPE OF FELONY & SENTENCES IMPOSED ON DEFENDANTS*

Type of Felony	Death	Natural Life	State Imprison.	CCDOC Only	Periodic Imp. Only CCDOC	Periodic Imp. With Condition	Probation Only	Probation With Some Jail Time	Prob. With Other Conditions	Condition Discharge Only	Condition Discharge W/Cond.	** Other	Totals
Murder	0	1	2	0	0	0	0	0	0	0	0	0	3
Class X	X	0	9	0	0	0	0	0	0	0	0	0	9
Class One	X	X	5	0	0	0	0	1	0	0	0	0	6
Class Two	X	X	9	1	0	0	3	10	6	0	0	0	29
Class Three	X	X	6	0	0	0	1	7	1	0	1	0	16
Class Four	X	X	2	0	0	0	0	3	7	1	1	0	14
Totals	0	1	33	1	0	0	4	21	14	1	2	0	77

CONVICTIONS BY JURY BY TYPE OF FELONY & SENTENCES IMPOSED ON DEFENDANTS*

Type of Felony	Death	Natural Life	State Imprison.	CCDOC Only	Periodic Imp. Only CCDOC	Periodic Imp. With Condition	Probation Only	Probation With Some Jail Time	Prob. With Other Conditions	Condition Discharge Only	Condition Discharge W/Cond.	** Other	Totals
Murder	0	2	4	0	0	0	0	0	0	0	0	0	6
Class X	X	0	13	0	0	0	0	0	0	0	0	0	13
Class One	X	X	3	0	0	0	0	0	0	0	0	0	3
Class Two	X	X	1	0	0	0	0	1	0	0	0	0	2
Class Three	X	X	2	0	0	0	0	1	0	0	0	0	3
Class Four	X	X	0	0	0	0	0	0	0	0	0	0	0
Totals	0	2	23	0	0	0	0	2	0	0	0	0	27

*Not necessarily different defendants.
**Includes defendants sentenced to pay a fine only, drug abuse program only, unfit to be sentenced, etc.

MISDEMEANOR, ORDINANCE & CONSERVATION VIOLATIONS
IN THE MUNICIPAL DEPARTMENTS - DISTRICTS ONE THRU SIX
DURING 1988

NATURE AND NUMBER OF DISPOSITIONS OF MISDEMEANORS, ORDINANCE VIOLATIONS AND CONSERVATION VIOLATIONS*

	Method of Disposition																	
	Not Convicted										Convicted							
District	Bond Forfeiture With or Without Warrant	Dismissed For Want of Prosecution	Nolle Prosequi	Non-Suit	Stricken Off With Leave to Reinstate	Leave to File Denied	Discharge/ Speedy Trial Statute	Found Not Guilty	Other Dismissal	Not Convicted Sub-Totals	Imprisonment/ Periodic Imprisonment		Probation	Conditional Discharge	Supervision	Fine Only and Ordered to Pay	Convicted Sub-Totals	Totals Convicted and Not Convicted
											State	Local						
District One	78,340	3,901	8,569	69,315	137,253	318	0	3,661	3,360	304,717	30	3,179	1,741	868	13,711	5,318	24,847	329,564
District Two	1,513	7	34	192	3,403	6	0	331	53	5,539	5	263	162	195	2,278	1,195	4,098	9,637
District Three	1,434	3	45	499	3,291	3	0	229	237	5,741	0	353	285	293	3,166	2,954	7,051	12,792
District Four	3,070	7	98	328	3,709	6	0	1,092	279	8,589	6	611	244	189	3,485	1,780	6,315	14,904
District Five	1,941	42	293	365	3,758	11	0	377	187	6,974	5	584	178	185	4,014	2,283	7,249	14,223
District Six	4,306	106	133	1,141	6,945	1	0	710	429	13,771	7	597	27	576	5,367	953	7,527	21,298
TOTALS	90,604	4,066	9,172	71,840	158,359	345	0	6,400	4,545	345,331	53	5,587	2,637	2,306	32,021	14,483	57,087	402,418

*Indicates the disposition of charges and not cases.

TRAFFIC

IN THE MUNICIPAL DEPARTMENT, CIRCUIT COURT OF COOK COUNTY
DISTRICTS ONE THRU SIX
MAJOR TRAFFIC CASES DURING 1988

	Dist I	Dist II	Dist III	Dist IV	Dist V	Dist VI	Totals
Total Cases Filed	42,665	15,399	16,001	8,372	13,460	16,748	112,645
Case Violations							
Drive Permit	357	153	228	94	406	286	1,524
DUI	5,776	5,192	4,635	1,192	3,740	3,975	24,510
Sworn Report	6,521	2,865	3,387	942	2,389	2,637	18,741
Suspended License	28,243	6,483	7,116	5,860	6,326	9,200	63,228
Reckless Drive	242	212	84	46	44	86	714
Accident	844	58	73	75	56	118	1,224
Drag Racing	182	49	53	26	30	61	401
Total Cases	42,165	15,012	15,576	8,235	12,991	16,363	110,342
Court Finding of Guilty							
Fines Paid	9,124	3,619	2,851	2,973	3,374	2,699	24,640
Prob Cau & Guilty	660	1,113	1,862	566	711	1,739	6,651
Jail	1,270	233	445	247	298	906	3,399
Cont'd & Probation	2,823	1,035	503	361	524	1,526	6,772
Total Guilty	13,877	6,000	5,661	4,147	4,907	6,870	41,462
Court Finding of Not Guilty							
No Probable Cause	0	1	0	1	0	0	2
Sup Term W/WoC	6,850	5,276	6,423	3,374	4,995	7,231	34,149
Discharged	3,316	1,336	1,276	407	716	1,389	8,440
Lv to File Denied	2	4	5	0	9	2	22
S.O.L.	5,599	3,517	3,609	818	3,047	3,145	19,735
Non-Suit	283	37	161	10	13	141	645
Nolle-Prosequi	113	12	12	0	4	12	153
DWP	122	0	2	1	9	8	142
Death Sug C/A	40	26	26	19	11	41	163
Total Not Guilty	16,325	10,209	11,514	4,630	8,804	11,969	63,451
Court Finding On Judicial Driving Permits	474	118	573	53	522	364	2,104
Court Finding of Pending							
Supervision	6,280	5,176	6,314	4,994	5,250	9,182	37,196
Non Appearance	98	48	185	51	927	80	1,389
Motion W/Fee	1,478	0	0	0	0	0	1,478
Continued	82,706	26,924	33,580	11,192	23,541	30,031	207,974
Bond Judgement	25,622	2,301	2,894	1,944	2,009	3,662	38,432
Bond Forf Warr	39,429	4,488	4,754	3,334	3,588	6,779	62,372
Total Pending	155,613	38,937	47,727	21,515	35,315	49,734	348,841

TRAFFIC

IN THE MUNICIPAL DEPARTMENT, CIRCUIT COURT OF COOK COUNTY
DISTRICTS ONE THRU SIX
MINOR TRAFFIC CASES DURING 1988

	Dist I	Dist II	Dist III	Dist IV	Dist V	Dist VI	Totals
Total Cases Filed	743,006	129,471	263,742	105,347	121,209	129,872	1,492,647
Court Finding of Guilty							
Fines Paid	35,205	8,202	21,227	3,419	10,130	5,585	83,768
Prob Cau & Guilty	5,454	3,184	6,100	2,277	1,765	4,141	22,921
Jail	583	34	72	90	131	317	1,227
Cont'd & Probation	417	92	40	50	71	107	777
Total Guilty	41,659	11,512	27,439	5,836	12,097	10,150	108,693
Court Finding of Not Guilty							
No Probable Cause	0	0	0	0	0	0	0
Sup Term W/WoC	205,876	117,816	126,386	85,143	115,445	88,300	738,966
Discharged	243,930	7,251	10,603	17,611	15,001	15,242	309,638
Lv to File Denied	10	1,679	779	3	1,505	380	4,356
S.O.L.	24,782	32,090	29,467	14,113	18,395	12,292	131,139
Non-Suit	113,422	1,654	12,053	5,884	3,026	22,622	158,661
Nolle-Prosequi	409	15	41	2	8	63	538
DWP	91,585	92	430	41	1,106	1,224	94,478
Death Sug C/A	111	40	48	31	38	71	339
Total Not Guilty	680,125	160,637	179,807	122,828	154,524	140,194	1,438,115
Court Finding on Judicial Driving Permits	0	0	0	0	0	0	0
Court Finding of Pending							
Supervision	44,541	6,582	12,741	2,743	10,179	19,626	96,412
Non Appearance	158,402	21,224	29,729	20,085	23,017	24,173	276,630
Motion W/Fee	26,077	0	0	0	0	0	26,077
Continued	327,373	98,008	123,512	77,220	86,299	82,805	795,217
Bond Judgement	113,773	4,427	4,937	5,037	4,061	6,773	139,008
Bond Forf Warr	197,695	11,073	8,950	10,193	9,494	15,389	252,794
Total Pending	867,861	141,314	179,869	115,278	133,050	148,766	1,586,138
Total Court Cases Heard	1,589,645	313,463	387,115	243,942	299,671	299,110	3,132,946
Pre Court Pleas of Guilty	62,157	15,003	23,180	11,333	11,691	16,684	140,048
Total Tickets Handled by the Court in Year	2,394,808	457,937	674,037	360,622	432,571	445,666	4,765,641

TRAFFIC

IN THE MUNICIPAL DEPARTMENT, CIRCUIT COURT OF COOK COUNTY
DISTRICTS ONE THRU SIX
PARKING CASES DURING 1988

	Dist I	Dist II	Dist III	Dist IV	Dist V	Dist VI	Totals
Total Cases Filed	4,598,205	13,875	16,412	12,392	18,020	18,410	4,677,314
Court Finding of Guilty							
Fines Paid	7,225	959	639	393	882	1,126	11,224
Prob Cau & Guilty	44	256	420	1,190	596	1,344	3,850
Jail	16	0	0	0	0	9	25
Cont'd & Probation	0	6	0	0	0	0	6
Total Guilty	7,285	1,221	1,059	1,583	1,478	2,479	15,105
Court Finding of Not Guilty							
No Probable Cause	1	0	0	0	0	0	1
Sup Term W/WoC	2	1,577	133	1,264	959	1,224	5,159
Discharged	5,391	1,368	930	721	2,727	1,701	12,838
Lv to File Denied	0	37	12	0	106	0	155
S.O.L.	114	1,277	1,077	374	2,678	18	5,538
Non-Suit	111,513	5,400	3,127	7,982	7,283	11,361	146,666
Nolle-Prosequi	19	0	8	0	0	0	27
DWP	9,512	2	16	2	86	46	9,664
Death Sug C/A	0	2	1	0	3	0	6
Total Not Guilty	126,552	9,663	5,304	10,343	13,842	14,350	180,054
Court Finding on Judicial Driving Permits	0	0	0	0	0	0	0
Court Finding of Pending							
Supervision	12,286	373	36	312	119	283	13,409
Non Appearance	1	3,018	28	16	7,268	6,743	17,074
Motion W/Fee	0	0	0	0	0	0	0
Continued	1,880	4,488	3,842	20,144	7,572	3,766	41,692
Bond Judgement	2	16	11	11	2	11	53
Bond Forf Warr	0	518	7	62	775	634	1,996
Summons	3,923,368	0	0	0	0	0	3,923,368
Total Pending	3,937,537	8,413	3,924	20,545	15,736	11,437	3,997,592
Total Court Cases Heard	4,071,374	19,297	10,287	32,471	31,056	28,266	4,192,751
Pre Court Pleas of Guilty	826,831	388	111	283	676	1,093	829,382
Total Tickets Handled by the Court in Year	9,496,410	33,560	26,810	45,146	49,752	47,769	9,699,447

The Illinois Circuit Court Probation 1988 Personnel, Caseload and Statistical Records

POSITIONS APPROVED BY THE ADMINISTRATIVE OFFICE OF THE ILLINOIS COURTS — PROBATION DIVISION FOR REIMBURSEMENT ON DECEMBER 31, 1988

Circuit	County	(1) CMO	(2) WL	(3) IPS	(4) DUI	(5) SUBSIDIZED PROBATION OFFICERS	(6) SUBSIDIZED DETENTION OFFICERS	(7) ADMINISTRATIVE ASSISTANTS	(8) SUBSIDIZED GRANT POSITIONS	(9) TOTAL SUBSIDIZED POSITIONS
1st	Alexander	1	1							
	Jackson	1	5	1		4		1		5
	Johnson	1								
	Massac	1								
	Pulaski	1								
	Saline	1	2	1	1	3				3
	Union	1								
	Williamson	1	4	1	1	4				4
2nd	Crawford	1	1							
	Franklin	1	3			1				1
	Jefferson	1	1							
	Wayne	1	2							
	White	1	3							
3rd	Bond	1								
	Madison	5	10	6	4	12	20			32
4th	Christian	1	2			1				1
	Clay	1	1							
	Clinton	1	2							
	Effingham	1	1			1				1
	Fayette	1	1							
	Jasper	1								
	Marion	1	3		2	1				1
	Montgomery	1	1							
	Shelby	1								
5th	Coles	1				5		1		6
	Clark	1								
	Edgar	1				1				1
	Vermilion	1	6		2	9		1		10
6th	Champaign	3	3	3		18	9	1		28
	DeWitt	1				1				1
	Douglas	1				1				1
	Macon	2	4	3		6	15	1		22
	Moultrie	1								
	Piatt	1				1				1
7th	Greene	1								
	Jersey	1	1							
	Macoupin	1	2		1	2				2
	Morgan	1	1		1	3		1		4
	Sangamon Adult	1	3		2	8		1		9
	Sangamon Juvenile	4				7	23	1		31
8th	Adams	2	1		1	8	8	1		17
	Calhoun	1								
	Cass	1	1			1				1
	Mason	1				1				1
	Menard	1								
	Pike	1								
	Schuyler	1								

KEY

CMO — CHIEF MANAGING OFFICER
WL — ADULT OR JUVENILE PROBATION OFFICERS FOR INVESTIGATIVE AND SUPERVISION DUTIES
IPS — INTENSIVE PROBATION SUPERVISOR OFFICER

REMARKS

POSITIONS IN COLUMNS 1 THROUGH 4 ARE ELIGIBLE FOR 100% REIMBURSEMENT OF SALARY AND TRAVEL.
POSITIONS IN COLUMNS 5 THROUGH 8 ARE ELIGIBLE FOR A SALARY SUBSIDY OF $12,000 ANNUALLY.
COLUMN 9 REPRESENTS THE TOTAL OF COLUMNS 5, 6, 7 AND 8.

POSITIONS APPROVED BY THE ADMINISTRATIVE OFFICE OF THE ILLINOIS COURTS — PROBATION DIVISION FOR REIMBURSEMENT ON DECEMBER 31, 1988 (Continued)

Circuit	County	(1) CMO	(2) WL	(3) IPS	(4) DUI	(5) SUBSIDIZED PROBATION OFFICERS	(6) SUBSIDIZED DETENTION OFFICERS	(7) ADMINISTRATIVE ASSISTANTS	(8) SUBSIDIZED GRANT POSITIONS	(9) TOTAL SUBSIDIZED POSITIONS
9th	Fulton	1				1				1
	Hancock	1								
	Knox	2				2	10	1		13
	McDonough Juvenile	1				1				1
	Ninth Adult	1	6			5				5
	Warren	1				1				1
10th	Putnam/Marshall/Stark	1								
	Peoria Juvenile	1				9				9
	Peoria Adult	1	5	2		12				12
	Peoria Detention	1	2				13			13
	Tazewell	1	2		1	10				10
11th	Ford	1	1							
	Livingston	1	1			4				4
	Logan	1	2			1				1
	McLean	1	4	3	1	11		1		12
	Woodford	1	1			1				1
12th	Will	1	7		1	9				9
13th	LaSalle	4	1			9	13			22
14th	Henry	1			1	7				7
	Mercer	1				2				2
	Rock Island	3	5		2	21				21
	Whiteside	1	1		1	7		1		8
15th	Carroll	1				1				1
	JoDaviess	1				1				1
	Lee	1	2			3				3
	Ogle	1	2			8				8
	Stephenson	1	2			7				7
16th	DeKalb/Kane/Kendall	6		2	1	49	20	2		71
17th	Boone	1				2				2
	Winnebago	5	8			27	13	1		41
18th	DuPage	7	9		4	56	21			77
19th	Lake	6	9	7	5	40	18			58
	McHenry	3	2		1	21		1		22
20th	St. Clair	4	8	4	2	16	17			33
21st	Iroquois		1			1				1
	Kankakee	1	5			4		1		5
Cook	Cook Adult	10	44	23		263				263
Cook	Cook Juvenile	23	10	12		294				294
Cook	Cook Social Service	7	11		40	101				101
Cook	Cook-Circuit Court	2								
	STATEWIDE TOTALS	166	216	68	75	1,106	200	3		1,323

KEY

CMO — CHIEF MANAGING OFFICER
WL — ADULT OR JUVENILE PROBATION OFFICERS FOR INVESTIGATIVE AND SUPERVISION DUTIES
IPS — INTENSIVE PROBATION SUPERVISOR OFFICER

REMARKS

POSITIONS IN COLUMNS 1 THROUGH 4 ARE ELIGIBLE FOR 100% REIMBURSEMENT OF SALARY AND TRAVEL.
POSITIONS IN COLUMNS 5 THROUGH 8 ARE ELIGIBLE FOR A SALARY SUBSIDY OF $12,000 ANNUALLY.
COLUMN 9 REPRESENTS THE TOTAL OF COLUMNS 5, 6, 7 AND 8.

ILLINOIS PROBATION AND COURT SERVICES PERSONNEL EMPLOYMENT ANALYSIS — 1988

PROBATION AND COURT SERVICES (EXCLUDING DETENTION)

Circuit	County	Chief Managing Officers (CMO's)				Supervisors				Line Officers — Specialists					
		Admn	Adult	Juv	Adult-Juv	Admn	Adult	Juv	Adult-Juv	Admn	Adult	Juv	Adult-Juv	Total Professional Staff	Support Staff
1st	Alexander				1								1	2	1
	Jackson	1				1				1	8	1		12	2
	Johnson/Pope				1									1	2
	Massac				1									1	1
	Pulaski				1									1	1
	Saline	1									6		1	8	2
	Union				1									1	1
	Williamson	1							1		7	2		11	2
1st	Circuit Total	3	0	0	5	1	0	0	1	1	21	3	2	37	12
2nd	Crawford/Lawrence				1						1			2	1
	Edwards/Richland/ Wayne				1						2			3	3
	Franklin/Hamilton				1						2	1	1	5	3
	Gallatin/Hardin/ Wabash/White				1						1		3	4	1
	Jefferson				1									2	1
2nd	Circuit Total	0	0	0	5	0	0	0	0	0	6	1	4	16	9
3rd	Bond				1									1	1
	Madison	2	1	1			2	1			23	6		36	5
3rd	Circuit Total	2	1	1	1	0	2	1	0	0	23	6	0	37	6
4th	Christian				1								3	4	1
	Clay				1								1	2	1
	Clinton				1						2			3	1
	Effingham				1						2			3	1
	Fayette				1						2			3	1
	Jasper				1									1	
	Marion				1						7	1		9	4
	Montgomery				1						2			3	2
	Shelby				1									1	1
4th	Circuit Total	0	0	0	9	0	0	0	0	0	15	1	4	29	12
5th	Clark				1									1	1
	Coles/Cumberland	1								1	3	1	1	7	2
	Edgar				1								1	2	0
	Vermilion	1					1	1		1	7	6	2	19	3
5th	Circuit Total	2	0	0	2	0	1	1	0	2	10	7	4	29	6
6th	Champaign	1	1				1	1		1	14	7	1	27	2
	DeWitt				1							1		2	1
	Douglas				1								1	2	1
	Macon	1						1		1	8	4		15	3
	Moultrie				1									1	
	Piatt				1								1	2	1
6th	Circuit Total	2	1	0	4	0	1	2	0	2	22	12	3	49	8
7th	Greene/Scott				1									1	1
	Jersey				1								1	2	
	Macoupin	1									4	1	1	6	2
	Morgan	1								1	4	2		8	1
	Sangamon-A	1				3				1	11			16	3
	Sangamon-J	2				3				1		10		16	3
7th	Circuit Total	5	0	0	2	6	0	0	0	3	19	13	2	49	10
8th	Adams	1				1				1	1	1	7	12	3
	Brown/Schuyler				1									1	
	Calhoun				1									1	
	Cass				1						1	1		3	1
	Mason				1								1	2	1
	Menard				1									1	
	Pike				1									1	1
8th	Circuit Total	1	0	0	6	1	0	0	0	1	2	2	8	21	6

ILLINOIS PROBATION AND COURT SERVICES PERSONNEL EMPLOYMENT ANALYSIS — 1988

PROBATION AND COURT SERVICES (EXCLUDING DETENTION)

Circuit	County	Chief Managing Officers (CMO's)				Supervisors				Line Officers — Specialists					
		Admn	Adult	Juv	Adult-Juv	Admn	Adult	Juv	Adult-Juv	Admn	Adult	Juv	Adult-Juv	Total Professional Staff	Support Staff
9th	Fulton-J			1								1		2	1
	Hancock-J			1										1	1
	Knox-J	1								1		2		4	1
	McDonough-J			1								1		2	1
	Warren/Henderson-J			1								1		2	
	Circuitwide-A	1					2			1	8			12	2
9th	Circuit Total	2	0	4	0	0	2	0	0	2	8	5	0	23	6
10th	Marshall/Putnam/Stark ..				1								2	3	
	Peoria-A	1				3					18			22	8
	Peoria-J	1						1				8		10	2
	Tazewell	1					1	1	1		7	2	1	14	5
10th	Circuit Total	3	0	0	1	3	1	2	1	0	25	10	3	49	15
11th	Ford				1								1	2	1
	Livingston				1								5	6	3
	Logan				1						2	1		4	1
	McLean	1					1	1		1	10	6	2	22	4
	Woodford		1								1	1		3	1
11th	Circuit Total	1	1	0	3	0	1	1	0	1	13	8	8	37	10
12th	Will	1					1	1			9	6		18	5
12th	Circuit Total	1	0	0	0	0	1	1	0	0	9	6	0	18	5
13th	Bureau/Grundy/ LaSalle	1	1				1	1			5	5		14	2
13th	Circuit Total	1	1	0	0	0	1	1	0	0	5	5	0	14	2
14th	Henry	1					1				4	3		9	2
	Mercer	1									1	1		3	2
	Rock Island	1	1	1			2	1			17	7		30	5
	Whiteside	1					1	1			5	2	1	1	3
14th	Circuit Total	4	1	1	0	0	4	2	0	0	27	13	1	53	12
15th	Carroll				1								1	2	1
	JoDaviess				1						1			2	1
	Lee	1									3	2		6	2
	Ogle	1							1		4	2		8	3
	Stephenson	1					1	1			6	2		11	3
15th	Circuit Total	3	0	0	2	0	1	1	1	0	14	6	1	29	10
16th	DeKalb				1				1		2	3	1	8	3
	Kane	1	1	1			3	3	1	2	17	11	10	50	12
	Kendall										2	1		3	1
16th	Circuit Total	1	1	1	1	0	3	3	2	2	21	15	11	61	16
17th	Boone		1								2	1		4	1
	Winnebago	1	1	2			2	1			17	17		41	10
17th	Circuit Total	1	2	2	0	0	2	1	0	0	19	18	0	45	11
18th	DuPage	3	1	1	1		5	1	2		37	11	13	75	18
18th	Circuit Total	3	1	1	1	0	5	1	2	0	37	11	13	75	18
19th	Lake	2	1	2	1		5	1			46	10		68	14
	McHenry	1	1	1			2	1	1	0	10	8	4	30	6
19th	Circuit Total	3	2	3	1	0	7	2	1	0	56	18	4	98	20
20th	St. Clair	2				3					17	6	4	32	9
20th	Circuit Total	2	0	0	0	3	0	0	0	0	17	6	4	32	9
21st	Iroquois												2	2	
	Kankakee	1					1	1		1	2	3	2	10	1
21st	Circuit Total	1	0	0	0	0	1	1	0	1	2	3	4	12	1
Cook ...	Cook Adult	15				52					348			415	141
	Cook Juvenile	18		6		28		15		5		180	102	354	128
	Cook Social Service	9				25					159			193	48
	Cook Total	42	0	6	0	105	0	15	0	5	507	180	102	962	317
	Downstate Total	41	11	14	43	14	33	20	9	15	389	169	76	813	389
	Cook Total	42	0	6	0	105	0	15	0	5	507	180	102	962	317
	State Total	83	11	20	43	119	33	35	9	20	896	349	178	1,775	706

ILLINOIS PROBATION AND COURT SERVICES PERSONNEL EMPLOYMENT ANALYSIS — 1988
JUVENILE DETENTION

Circuit	County	Chief Managing Officers	Supervisors	Line Staff	Total Professional Staff	Support Staff
3rd	Madison	2	5	23	30	1
6th	Champaign	1	1	8	10	
6th	Macon	1	3	12	16	1
7th	Sangamon	2	3	13	18	5
8th	Adams	1	1	12	14	3
9th	Knox	1	3	15	19	3
10th	Peoria	1	4	17	22	2
13th	LaSalle	2	3	10	15	
15th	Ogle		1	10	11	2
16th	Kane	2	1	22	25	3
17th	Winnebago	1	3	10	14	3
18th	DuPage	2	3	18	23	4
19th	Lake	1	1	21.5	23.5	5
20th	St. Clair	2	4	19	25	2
	State Total	19	36	210.5	265.5	34

ANNUAL JUVENILE REFERRALS — PETITIONS
JANUARY 1, 1988 — DECEMBER 31, 1988

Circuit	County	Referrals Made To:				Number of Juvenile Petitions Filed				
		State's Attorney	Intake Screening	Probation Department	Total	Delinquency	MRAI	Neglect/ Abused	Dependency	Total
1st	Alexander	0	0	146	146	35	2	5	1	43
	Jackson	98	0	0	98	70	3	12	0	85
	Johnson	30	0	0	30	18	0	9	3	30
	Massac					13	0	15	0	28
	Pope					7	0	0	0	7
	Pulaski	28	0	0	28	10	1	17	0	28
	Saline	62	0	0	62	34	2	14	0	50
	Union	38	0	0	38	26	3	9	0	38
	Williamson	0	0	294	294	37	6	32	0	85
1st	Circuit Total	256	0	440	696	250	17	113	4	394
2nd	Crawford									
	Edwards	9	0	0	9	9	0	0	0	9
	Franklin	25	0	248	273	52	6	15	2	75
	Gallatin	16	0	0	16	3	2	9	2	16
	Hamilton	5	0	1	6	2	0	2	0	4
	Hardin	10	0	0	10	5	1	4	0	10
	Jefferson	79	0	0	79	57	1	20	1	79
	Lawrence	53	0	1	54	49	0	54	0	103
	Richland	27	0	0	27	22	2	3	0	27
	Wabash	61	0	0	61	48	0	3	4	55
	Wayne	45	0	0	45	42	0	3	0	45
	White	30	0	31	61	27	0	3	0	30
2nd	Circuit Total	360	0	281	641	316	12	116	9	453
3rd	Bond	26	0	0	26	16	3	10	3	32
	Madison	515	0	0	515	437	1	183	15	636
3rd	Circuit Total	541	0	0	541	453	4	193	18	668
4th	Christian	131	0	17	148	86	0	26	6	118
	Clay	71	0	0	71	24	0	2	0	26
	Clinton	37	0	0	37	31	0	5	1	37
	Effingham	61	0	0	61	50	0	9	2	61
	Fayette	0	0	61	61	39	1	7	2	49
	Jasper	30	0	0	30	27	0	2	1	30
	Marion				0	94	0	53	1	148
	Montgomery									
	Shelby									
4th	Circuit Total	330	0	78	408	351	1	104	13	469
5th	Clark	24	0	0	24	22	0	1	1	24
	Coles/Cumberland									
	Edgar									
	Vermilion	0	0	236	236	75	1	56	0	132
5th	Circuit Total	24	0	236	260	97	1	57	1	156
6th	Champaign	749	0	0	749	200	0	90	6	296
	DeWitt	0	257	0	257	49	0	10	4	63
	Douglas	12	0	0	12	5	0	4	3	12
	Macon	503	0	200	703	387	13	93	10	503
	Moultrie	0	0	35	35	35	0	0	0	35
	Piatt	68	0	0	68	68	0	0	0	68
6th	Circuit Total	1,332	257	235	1,824	744	13	197	23	977
7th	Greene	13	0	0	13	2	8	0	3	13
	Jersey	5	41	0	46	26	0	7	2	35
	Macoupin	134	0	0	134	97	1	36	0	134
	Morgan	0	0	213	213	44	8	9	1	62
	Sangamon	0	1,261	0	1,261	248	4		2	254
	Scott	15	0	0	15	11	0	2	2	15
7th	Circuit Total	167	1,302	213	1,682	428	21	54	10	513
8th	Adams	0	115	0	115					183
	Brown	15	0	0	15	9	2	2	2	15
	Calhoun	10	0	0	10	4	0	6	0	10
	Cass	47	0	0	47	41	0	3	3	47
	Mason	64		40	104	22	2	15	3	42
	Menard	12	0	0	12	8	0	0	0	8
	Pike					36	1	7	1	45
	Schuyler	33	0	0	33	28	1	3	1	33
8th	Circuit Total	181	115	40	336	148	6	36	10	383

ANNUAL JUVENILE REFERRALS — PETITIONS
JANUARY 1, 1988 — DECEMBER 31, 1988

Circuit	County	Referrals Made To:				Number of Juvenile Petitions Filed				
		State's Attorney	Intake Screening	Probation Department	Total	Delinquency	MRAI	Neglect/ Abused	Dependency	Total
9th	Fulton	0	0	149	149	32	2	26	0	60
	Hancock	0	0	58	58	19	0	0		19
	Henderson	35	0	12	47	19	0	3	3	25
	Knox	0	0	191	191	41	1	23	0	65
	McDonough	0	0	86	86	8	2	10	0	20
	Warren	12	0	197	209	36	2	10	0	48
9th	Circuit Total	47	0	693	740	155	7	72	3	237
10th	Marshall/Putnam/Stark	69	0	0	69	26	1			27
	Peoria	502	281	0	783	254	3	148	37	442
	Tazewell	182	0	114	296	84	0	0	68	152
10th	Circuit Total	753	281	114	1,148	364	4	148	105	621
11th	Ford	65	0	0	65	43				43
	Livingston	0	830		830	102	6	20	4	132
	Logan					34	1	24	3	62
	McLean	8	943	0	951	140	8	47	11	206
	Woodford	0	0	81	81	44	0	12	1	57
11th	Circuit Total	73	1,773	81	1,927	363	15	103	19	500
12th	Will	10	589	0	599	314	0	77	14	405
12th	Circuit Total	10	589	0	599	314	0	77	14	405
13th	Bureau	37	0	18	55	53	1			54
	Grundy	13	0	75	88	77	0		0	77
	LaSalle	14	0	330	344	521	0		0	521
13th	Circuit Total	64	0	423	487	651	1	0	0	652
14th	Henry	1	138	0	139	33	1	16	3	53
	Mercer	16	0	16	32	16	0	2	0	18
	Rock Island		21		21	100	1	52	10	163
	Whiteside	0	0	439	439	55	0			55
14th	Circuit Total	17	159	455	631	204	2	70	13	289
15th	Carroll	8		115	123	35	0	6	1	42
	Jo Daviess	15	0	0	15	10	0	5	0	15
	Lee	0	0	159	159	99	2	27	6	134
	Ogle	0	0	536	536	55	6	17	0	78
	Stephenson	129	0	0	129	81	1	43	4	129
15th	Circuit Total	152	0	810	962	280	9	98	11	398
16th	DeKalb	0	215	0	215	99	3		1	103
	Kane	255			255	350	0	0	0	350
	Kendall			93	93	40	2	17	0	59
16th	Circuit Total	255	215	93	563	489	5	17	1	512
17th	Boone	61	0	248	309	74	1	42	0	117
	Winnebago	380	1,165	0	1,545	289	10	279	19	597
17th	Circuit Total	441	1,165	248	1,854	363	11	321	19	714
18th	DuPage	0	127	847	974	725	15	130	11	881
18th	Circuit Total	0	127	847	974	725	15	130	11	881
19th	Lake		1,071	0	1,071	245	0	126	0	371
	McHenry	195	414	0	609	117	0	69	8	194
19th	Circuit Total	195	1,485	0	1,680	362	0	195	8	565
20th	Monroe	31	0	0	31	30	0	1	0	31
	Perry	12	0	0	12	9	0	2	1	12
	Randolph	51	0	0	51	36	1	13	1	51
	St. Clair	649	0	0	649	443	4	141	42	630
	Washington	22	0	0	22	22	0	0	0	22
20th	Circuit Total	765	0	0	765	540	5	157	44	746
21st	Iroquois	18	0	37	55	33	0	0	1	34
	Kankakee	0	486	0	486	103	8	49	6	166
21st	Circuit Total	18	486	37	541	136	8	49	7	200
Cook	Cook		22,470		22,470	15,352	60	7,058		22,470
	Circuit Total	0	22,470	0	22,470	15,352	60	7,058	0	22,470
	Downstate Total	5,981	7,954	5,324	19,259	7,733	157	2,307	343	10,733
	Cook Total	0	22,470	0	22,470	15,352	60	7,058	0	22,470
	State Total	5,981	30,424	5,324	41,729	23,085	217	9,365	343	33,203

ANNUAL JUVENILE ADJUDICATION SURVEY
JANUARY 1, 1988 — DECEMBER 31, 1988

Circuit	County	Number of Adjudications					Number of Juvenile Criminal Prosecutions			
		Delinquency	MRAI	Neglect	Dependency	Total	Statutory	Number Motions	Motions Granted	Total
1st	Alexander	30	2	5	1	38	0	0	0	0
	Jackson	43	1	9	0	53	0	0	0	0
	Johnson	2	0	4	2	8	0	0	0	0
	Massac	11	0	7	0	18	0	0	0	0
	Pope	3	0	0	0	3	0	0	0	0
	Pulaski	6	0	0	0	6	0	0	0	0
	Saline	14	0	0	0	14	0	1	1	2
	Union	10	0	0	0	10	3	0	0	3
	Williamson	11	0	22	2	35	0	0	0	0
1st	Circuit Total	130	3	47	5	185	3	1	1	5
2nd	Crawford	19	0	0	0	19	0	0	0	0
	Edwards	2	0	0	7	9	0	0	0	0
	Franklin	19	3	7	2	31	0	0	0	0
	Gallatin	3	0	0	1	4	0	0	0	0
	Hamilton	1	0	1	0	2	0	0	0	0
	Hardin	4	0	1	0	5	0	0	0	0
	Jefferson	39	0	11	0	50	0	1	0	1
	Lawrence	32	0	13	0	45	0	0	0	0
	Richland	0	0	0	9	9	0	0	0	0
	Wabash	5	0	0	0	5	0	0	0	0
	Wayne	13	0	1	21	35	0	0	0	0
	White	16	0	2	0	18	0	0	0	0
2nd	Circuit Total	153	3	36	40	232	0	1	0	1
3rd	Bond	10	3	8	2	23	0	0	0	0
	Madison	109	1	83	5	198	5	2	0	7
3rd	Circuit Total	119	4	91	7	221	5	2	0	7
4th	Christian	63	0	22	6	91	0	0	0	0
	Clay	16	0	1	0	17	0	0	0	0
	Clinton	13	0	3	1	17	0	0	0	0
	Effingham	46	0	2	2	50	0	0	0	0
	Fayette	20	0	5	0	25	0	0	0	0
	Jasper	8	0	0	0	8	0	0	0	0
	Marion	44	0	30	1	75	0	0	0	0
	Montgomery									
	Shelby									
4th	Circuit Total	210	0	63	10	283	0	0	0	0
5th	Clark	12	0	0	0	12	0	0	0	0
	Coles/Cumberland									
	Edgar	12				12	0	0	0	0
	Vermilion	75	0		0	75	1	3	2	6
5th	Circuit Total	99	0	0	0	99	1	3	2	6
6th	Champaign	98	0			98	0	0	0	0
	DeWitt	25	0	3	3	31	0	0	0	0
	Douglas	7	0	3	1	8	0	0	0	0
	Macon	100	0		0	100	3	3	1	7
	Moultrie	30	0	0	0	30	0	0	0	0
	Piatt	17	0	0	0	17	0	0	0	0
6th	Circuit Total	277	0	6	4	284	3	3	1	7
7th	Greene	0	5	0	2	7	0	0	0	0
	Jersey	24	0	7	2	33	0	0	1	1
	Macoupin	15	1	8	2	26	0	0	0	0
	Morgan	42	3	3	1	49	0	0	0	0
	Sangamon	98	2			100	1	0	1	2
	Scott	2	0	0	0	2	0	0	0	0
7th	Circuit Total	181	11	18	7	217	1	0	2	3
8th	Adams						1	1	1	3
	Brown	1	2	2	0	5	0	0	0	0
	Calhoun	0	0	4	0	4	0	0	0	0
	Cass	5	0	1	1	7	0	0	0	0
	Mason	12	2	13	5	32	0	0	0	0
	Menard	8	0	0	0	8	0	0	0	0
	Pike	33	1	7	1	42	0	0	0	0
	Schuyler	20	1	2	1	24	0	0	0	0
8th	Circuit Total	79	6	29	8	122	1	1	1	3

ANNUAL JUVENILE ADJUDICATION SURVEY
JANUARY 1, 1988 — DECEMBER 31, 1988

Circuit	County	Number of Adjudications					Number of Juvenile Criminal Prosecutions			
		Delinquency	MRAI	Neglect	Dependency	Total	Statutory	Number Motions	Motions Granted	Total
9th	Fulton	19	1	16	0	36	0	0	0	0
	Hancock	6	0	0	0	6	0	0	0	0
	Henderson	3	0	2	0	5	0	0	0	0
	Knox	35	0	19	0	54	3	1	1	5
	McDonough	5	1	7	0	13	0	0	0	0
	Warren	19	2	5	0	26	0	1	1	2
9th	Circuit Total	87	4	49	0	140	3	2	2	7
10th	Marshall/Putnam/Stark	26		Not Available		26	0	0	0	0
	Peoria		Not Available				2	1	0	3
	Tazewell	33		Not Available		33	0	0	0	0
10th	Circuit Total	59	0	0	0	59	2	1	0	3
11th	Ford	43				43	0	0	0	0
	Livingston	49	1	4	2	56	0	0	0	0
	Logan	23	0	21	3	47	1	2	0	3
	McLean	59	7	0	0	66	1	0	0	1
	Woodford	42	0	12	1	55	0	0	0	0
11th	Circuit Total	216	8	37	6	267	2	2	0	4
12th	Will	165	0	69	3	237	7	2	2	11
12th	Circuit Total	165	0	69	3	237	7	2	2	11
13th	Bureau	13	1			14	0	0	0	0
	Grundy	14	0	0	0	14	0	0	0	0
	LaSalle	84	0		0	84	0	1	1	2
13th	Circuit Total	111	1	0	0	112	0	1	1	2
14th	Henry	17	1	16	2	36	0	0	0	0
	Mercer	6	0	0	0	6	0	1	1	2
	Rock Island	87	1	49	9	146	0	2	2	4
	Whiteside	54	0			54	0	0	0	0
14th	Circuit Total	164	2	65	11	242	0	3	3	6
15th	Carroll	16	0	6	1	23	0	0	0	0
	Jo Daviess	5	0	2	0	7	0	0	0	0
	Lee	33	1	24	1	59	0	0	0	0
	Ogle	55	2	2	0	59	0	0	0	0
	Stephenson	46	1	28	2	77	1	0	0	1
15th	Circuit Total	155	4	62	4	225	1	0	0	1
16th	DeKalb	53	3		1	57	1	0	0	1
	Kane	102	1	0	0	103	4	4	1	9
	Kendall	17	0	0	0	17	0	0	0	0
16th	Circuit Total	172	4	0	1	177	5	4	1	10
17th	Boone	23	2	22	0	47	0	0	0	0
	Winnebago	230	4	320	3	557	3	1	1	5
17th	Circuit Total	253	6	342	3	604	3	1	1	5
18th	DuPage	227	9	0	1	237				
18th	Circuit Total	227	9	0	1	237	0	0	0	0
19th	Lake	142	0	49	0	191	2	2	1	5
	McHenry	50	0	17	4	71	3	0	0	3
19th	Circuit Total	192	0	66	4	262	5	2	1	8
20th	Monroe	26	3	1	0	30	0	0	0	0
	Perry	7	0	0	0	7	0	0	0	0
	Randolph	21	1	3	1	26	0	0	0	0
	St. Clair	351	1	80	19	451	2	1	0	3
	Washington	6	0	0	0	6	0	0	0	0
20th	Circuit Total	411	5	84	20	520	2	1	0	3
21st	Iroquois	22	0	0	1	23	0	0	0	0
	Kankakee	97	6	43	6	152	1	1	0	2
21st	Circuit Total	119	6	43	7	175	1	1	0	2
Cook	Cook	4,284	33	3,257	855	8,429	80	139	129	348
	Circuit Total	4,284	33	3,257	855	8,429	80	139	129	348
	Downstate Total	3,579	76	1,107	141	4,900	45	31	18	94
	Cook Total	4,284	33	3,257	855	8,429	80	139	129	348
	State Total	7,863	109	4,364	996	13,329	125	170	147	442

1988 ANNUAL JUVENILE CASELOAD SURVEY
JUVENILE CASELOAD AS OF DECEMBER 31, 1988

Circuit	County	Probation	Supervision	Continuance	Informal Supervision	Other	Administrative Caseload	Total
1st	Alexander	18	2	0	0	0	3	23
	Jackson	20	26	0	0	0	6	52
	Johnson	2	0	0	0	0	3	5
	Massac	20	1	0	0	0	5	26
	Pope	0	0	0	0	0	1	1
	Pulaski	9	0	0	0	0	0	9
	Saline	21	5	2	1	0	3	32
	Union	0	10	0	0	0	0	10
	Williamson	10	0	4	38	1	3	56
1st	Circuit Total	100	44	6	39	1	24	214
2nd	Crawford	28	6	0	0	0	1	35
	Edwards	2	0	2	0	0	0	4
	Franklin	28	1	13	12	0	5	59
	Gallatin	5	0	0	0	0	1	6
	Hamilton	0	0	0	0	0	2	2
	Hardin	0	0	2	0	0	0	2
	Jefferson	55	0	0	0	0	0	55
	Lawrence	21	6	0	0	0	0	27
	Richland	0	11	0	1	0	0	12
	Wabash	8	0	0	0	0	3	11
	Wayne	12	0	7	0	0	6	25
	White	23	0	2	0	0	6	31
2nd	Circuit Total	182	24	26	13	0	24	269
3rd	Bond	2	0	9	0	0	6	17
	Madison	85	0	114	25	0	31	255
3rd	Circuit Total	87	0	123	25	0	37	272
4th	Christian	73	7	15	0	3	5	103
	Clay	16	0	6	0	0	7	29
	Clinton	15	0	9	0	0	22	46
	Effingham	9	0	31	0	0	2	42
	Fayette	17	0	11	1	0	6	35
	Jasper	6	3	2	0	0	1	12
	Marion	57	0	2	0	46	4	109
	Montgomery	18	0	0	0	0	3	21
	Shelby	16	0	0	1	0	0	17
4th	Circuit Total	227	10	76	2	49	50	414
5th	Clark	14	0	8	0	0	7	29
	Coles	35	0	35	0	0	0	70
	Edgar	27	7	0	0	0	5	39
	Vermilion	72	0	31	0	0	29	132
5th	Circuit Total	148	7	74	0	0	41	270
6th	Champaign	99	0	62	62	3	37	263
	DeWitt	25	0	18	5	0	3	51
	Douglas	7	4	1	0	2	0	14
	Macon	86	3	56	8	8	51	212
	Moultrie	25	2	0	0	0	0	27
	Piatt	29	6	14	1	0	0	50
6th	Circuit Total	271	15	151	76	13	91	617
7th	Greene	2	1	0	0	0	1	4
	Jersey	19	2	9	1	0	3	34
	Macoupin	25	13	49	0	0	14	101
	Morgan	28	1	1	35	1	0	66
	Sangamon	109	0	32	47	2	7	197
7th	Circuit Total	183	17	91	83	3	25	402
8th	Adams	51	1	44	29	3	4	132
	Brown	1	0	3	0	0	1	5
	Cass	9	9	8	0	0	1	27
	Mason	9	1	1	13	0	8	32
	Menard	11	5	8	1	0	3	28
	Pike	19	0	14	1	0	14	48
	Schuyler	4	11	0	0	0	3	18
8th	Circuit Total	104	27	78	44	3	34	290

1988 ANNUAL JUVENILE CASELOAD SURVEY
JUVENILE CASELOAD AS OF DECEMBER 31, 1988

Circuit	County	Probation	Supervision	Continuance	Informal Supervision	Other	Administrative Caseload	Total
9th	Fulton	20	0	11	12	3	8	54
	Hancock	4	0	9	19	0	0	32
	Henderson	4	0	6	4	0	0	14
	Knox	26	0	1	12	0	4	43
	McDonough	10	0	6	0	6	0	22
	Warren	22	0	2	13	0	3	40
9th	Circuit Total	86	0	35	60	9	15	205
10th	Peoria	200	0	30	7	0	24	261
	Putnam	0	0	0	0	0	0	0
	Tazewell	34	0	32	10	6	0	82
10th	Circuit Total	234	0	62	17	6	24	343
11th	Ford	12	10	0	0	0	7	29
	Livingston	47	2	24	14	0	74	161
	Logan	10	3	0	8	1	9	31
	McLean	88	5	39	19	5	19	175
	Woodford	40	10	0	7	5	5	67
11th	Circuit Total	197	30	63	48	11	114	463
12th	Will	153	0	32	8	0	20	213
12th	Circuit Total	153	0	32	8	0	20	213
13th	Bureau	7	0	18	7	0	3	35
	Grundy	15	0	23	1	0	6	45
	LaSalle	66	0	19	27	0	20	132
13th	Circuit Total	88	0	60	35	0	29	212
14th	Henry	36	0	23	13	0	8	80
	Mercer	12	0	6	4	0	10	32
	Rock Island	114	2	27	0	0	143	286
	Whiteside	70	0	14	9	6	14	113
14th	Circuit Total	232	2	70	26	6	175	511
15th	Carroll	15	0	12	0	0	28	55
	Jo Daviess	6	4	2	4	0	3	19
	Lee	29	0	66	0	0	62	157
	Ogle	66	0	8	19	6	2	101
	Stephenson	48	1	23	3	0	124	199
15th	Circuit Total	164	5	111	26	6	219	531
16th	DeKalb	40	0	22	17	0	27	106
	Kane	93	3	113	44	0	10	263
	Kendall	3	0	6	10	0	0	19
16th	Circuit Total	136	3	141	71	0	37	388
17th	Boone	24	0	24	3	0	3	54
	Winnebago	217	1	28	112	2	31	391
17th	Circuit Total	241	1	52	115	2	34	445
18th	DuPage	217	23	119	1	0	9	369
18th	Circuit Total	217	23	119	1	0	9	369
19th	Lake	130	0	52	13	0	12	207
	McHenry	37	0	38	74	3	5	157
19th	Circuit Total	167	0	90	87	3	17	364
20th	Monroe	11	1	0	0	0	5	17
	Perry	5	0	0	0	0	7	12
	Randolph	14	0	1	0	0	1	16
	St. Clair	127	111	3	0	3	32	276
	Washington	5	0	4	0	0	4	13
20th	Circuit Total	162	112	8	0	3	49	334
21st	Iroquois	30	0	1	15	0	6	52
	Kankakee	137	0	7	1	0	0	145
21st	Circuit Total	167	0	8	16	0	6	197
	Cook	5,000		0	7	3,080	14,625	22,712
	Cook Total	5,000		0	7	3,080	14,625	22,712
	Downstate Total	3,546	320	1,476	792	115	1,074	7,323
	State Total	8,546	320	1,476	799	3,195	15,699	30,035

1988 ANNUAL JUVENILE STATE COMMITMENTS, PLACEMENTS AND COUNTY DETENTION
JANUARY 1, 1988 — DECEMBER 31, 1988

Circuit	County	State Commitments				Placements					Detention Pending Disposition			Detention As Disposition		
		DMH/DD	DCFS	DOC	Total	Foster Home	Group Home	Private Institution	With Relative	Total	In County	Outside County	Total	In County	Outside County	Total
1st	Alexander	0	4	4	8	1	1	0	2	4	0	0	0	4	1	5
	Jackson	0	8	4	12	0	0	0	0	0	0	0	0	7	0	7
	Johnson	0	0	0	0	9	2	0	2	13	0	0	0	0	0	0
	Massac	0	0	0	0	0	0	0	0	0	0	0	0	1	0	1
	Pope	—	—	—	0	—	—	—	2	2	—	—	0	1	—	1
	Pulaski	—	1	—	1	—	1	—	—	1	0	0	0	0	0	0
	Saline	0	0	4	4	0	0	2	3	5	23	0	23	10	8	18
	Union	1	7	0	8	7	0	0	0	7	0	0	0	2	1	3
	Williamson	0	0	2	2	0	0	0	0	0	21	8	29	0	0	0
1st	Circuit Total	1	20	14	35	17	4	2	9	32	44	8	52	25	10	35
2nd	Crawford	—	—	—	0	—	—	—	—	0	—	—	0	—	—	0
	Edwards	—	—	—	0	—	—	—	—	0	—	—	0	—	—	0
	Franklin	0	2	8	10	0	1	3	2	6	0	0	0	17	8	25
	Gallatin	0	9	0	9	3	0	0	6	9	0	0	0	0	0	0
	Hamilton	0	0	1	1	1	0	0	0	1	0	0	0	1	0	1
	Hardin	0	3	0	3	1	2	0	7	10	0	0	0	0	0	0
	Jefferson	0	0	3	3	0	0	0	0	0	0	0	0	10	1	11
	Lawrence	—	—	—	0	—	—	—	—	0	—	—	0	—	—	0
	Richland	0	1	0	1	1	0	0	2	3	2	0	2	1	0	1
	Wabash	0	0	0	0	0	0	0	0	0	0	0	0	0	0	0
	Wayne	—	2	4	6	1	—	0	2	3	—	—	—	1	—	1
	White	0	0	1	1	0	0	0	0	0	2	—	2	—	—	—
2nd	Circuit Total	0	17	17	34	7	3	3	19	32	4	0	4	30	9	39
3rd	Bond	0	5	0	5	8	2	1	4	15	0	0	0	3	0	3
	Madison	0	0	10	10	8	1	5	0	14	194	69	263	0	0	0
3rd	Circuit Total	0	5	10	15	16	3	6	4	29	194	69	263	3	0	3
4th	Christian	1	19	5	25	8	2	1	8	19	7	4	11	6	3	9
	Clay	0	0	0	0	0	0	0	0	0	0	0	0	0	0	0
	Clinton	—	6	3	9	1	2	0	1	4	0	0	0	4	2	6
	Effingham	—	—	—	0	4	—	—	1	5	5	0	5	0	0	0
	Fayette	0	0	0	0	1	0	0	1	2	0	5	5	2	2	4
	Jasper	0	0	1	1	0	0	0	0	0	0	0	0	2	—	2
	Marion	0	3	3	0	0	0	0	0	0	0	0	0	7	0	7
	Montgomery	0	0	2	2	0	0	0	1	1	0	0	0	3	0	3
	Shelby	4	0	3	7	0	0	0	0	0	0	0	0	0	0	0
4th	Circuit Total	5	28	17	44	14	4	1	12	31	12	9	21	24	7	31
5th	Clark	0	1	0	1	0	0	0	0	0	0	0	0	0	0	0
	Coles/Cumberland	2	0	3	5	0	0	3	0	3	45	15	60	0	0	0
	Edgar	0	0	0	0	0	0	0	0	0	7	10	17	0	0	0
	Vermilion	0	0	12	12	1	7	2	3	13	64	35	99	0	0	0
5th	Circuit Total	2	1	15	18	1	7	5	3	16	116	60	176	0	0	0
6th	Champaign	0	12	38	50	0	0	0	0	0	148	119	267	0	0	0
	DeWitt	0	12	0	12	0	0	4	5	9	1	4	5	5	7	12
	Douglas	0	0	0	0	0	0	0	0	0	0	0	0	6	1	7
	Macon	0	10	34	44	1	1	12	0	14	0	0	0	98	51	149
	Moultrie	0	1	3	4	1	0	0	0	1	1	0	1	3	0	3
	Piatt	0	0	1	1	0	0	0	0	0	0	0	0	3	2	5
6th	Circuit Total	0	35	76	111	2	1	16	5	24	150	123	273	115	61	176
7th	Greene	0	0	0	0	3	0	0	4	7	0	0	0	0	0	0
	Jersey	5	9	2	16	2	2	1	3	8	2	0	2	0	3	3
	Macoupin	0	1	4	5	1	0	2	1	4	0	0	0	17	6	23
	Morgan	0	4	5	9	1	0	0	3	4	45	6	51	1	1	2
	Sangamon	0	0	25	25	4	2	22	3	31	488	30	518	0	0	0
	Scott	0	0	1	1	0	0	0	0	0	1	0	1	0	0	0
7th	Circuit Total	5	14	37	56	11	4	25	14	54	536	36	572	18	10	28
8th	Adams	0	1	4	5	21	0	3	0	24	150	8	158	0	0	0
	Brown	0	2	0	2	0	0	0	0	0	0	0	0	0	0	0
	Calhoun	—	6	—	6	2	2	—	5	9	0	0	0	1	0	1
	Cass	1	2	0	3	0	0	0	0	0	0	0	0	4	0	4
	Mason	4	20	1	25	12	3	0	1	16	0	0	0	4	—	4
	Menard	0	0	0	0	0	0	0	3	3	2	0	2	0	0	0
	Pike	0	9	1	10	7	0	0	35	42	2	0	2	0	0	0
	Schuyler	0	4	0	4	0	0	0	0	0	0	0	0	0	0	0
8th	Circuit Total	5	44	6	55	42	5	3	44	94	154	8	162	9	0	9

1988 ANNUAL JUVENILE STATE COMMITMENTS, PLACEMENTS AND COUNTY DETENTION
JANUARY 1, 1988 — DECEMBER 31, 1988

Circuit	County	State Commitments				Placements					Detention Pending Disposition			Detention As Disposition		
		DMH/DD	DCFS	DOC	Total	Foster Home	Group Home	Private Institution	With Relative	Total	In County	Outside County	Total	In County	Outside County	Total
9th	Fulton	0	0	2	2	2	1	4		7	0	0	0	8	4	12
	Hancock	0	2	3	5	2	0	1	0	3	1	0	1	4	0	4
	Henderson	0	1	0	1	1	2	0	0	3	0	0	0	0	3	3
	Knox	0	0	3	3	1	1	0	0	2	84	31	115	0	0	0
	McDonough	0	0	1	1	0	0	4	1	5	0	0	0	9	2	11
	Warren	0	7	2	9	0	0	0	3	3	0	0	0	8	2	10
9th	Circuit Total	0	10	11	21	6	4	9	4	23	85	31	116	29	11	40
10th	Marshall/Putnam/ Stark	0	1	9	10	1	2	1	3	7	2	0	2	17	10	27
	Peoria	0	0	15	15	13	2	8	0	23	444	176	620	0	0	0
	Tazewell	1	0	3	4	2	0	17	4	23	0	0	0	61	0	61
10th	Circuit Total	1	1	27	29	16	4	26	7	53	446	176	622	78	10	88
11th	Ford	0	1	0	1	0	0	0	0	0	0	0	0	6	8	14
	Livingston	0	0	0	0	1	6	0	3	10	13	8	21	11	13	24
	Logan	1	2	2	5	0	0	0	0	0	40	8	48	0	0	0
	McLean	0	5	16	21	3	10	12	2	27	84	26	110	0	0	0
	Woodford	0	8	0	8	2	1	0	2	5	0	0	0	13	2	15
11th	Circuit Total	1	16	18	35	6	17	12	7	42	137	42	179	30	23	53
12th	Will	1	4	5	10	0	0	1	0	1	0	0	0	107	9	116
12th	Circuit Total	1	4	5	10	0	0	1	0	1	0	0	0	107	9	116
13th	Bureau	0	1	2	3	0	0	1	1	2	3	2	5	14	8	22
	Grundy	0	0	0	0	0	0	0	0	0	0	0	0	6	5	11
	LaSalle	0	1	2	3	2	0	4	1	7	114	33	147	0	0	0
13th	Circuit Total	0	2	4	6	2	0	5	2	9	117	35	152	20	13	33
14th	Henry	1	21	0	22	11	0	17	3	31	0	6	6	14	4	18
	Mercer	1	0	0	1	0	0	3	7	10	0	0	0	11	1	12
	Rock Island	0	0	9	9	6	3	23	0	32	11	1	12	3	0	3
	Whiteside	1	0	13	14	1	0	9	0	10	60	57	117	8	2	10
14th	Circuit Total	3	21	22	46	18	3	52	10	83	71	64	135	36	7	43
15th	Carroll	0	7	5	12	0	0	0	0	0	2	3	5	6	1	7
	Jo Daviess	0	1	1	2	0	1	0	0	1	0	0	0	1	1	2
	Lee	0	25	1	26	1	8	12	2	23	0	1	1	14	6	20
	Ogle	1	1	11	13	1	17	2	0	20	1	1	2	10	0	10
	Stephenson	0	37	11	48	5	9	0	0	14	4	6	10	13	25	38
15th	Circuit Total	1	71	29	101	7	35	14	2	58	7	11	18	44	33	77
16th	DeKalb	0	2	9	11	1	2	12	12	27	7	4	11	45	12	57
	Kane	0	0	8	8	8	0	29	0	37	258	86	344	0	0	0
	Kendall	0	0	0	0	3	0	0	0	3	0	0	0	2	0	2
16th	Circuit Total	0	2	17	19	12	2	41	12	67	265	90	355	47	12	59
17th	Boone	0	20	1	21	1	0	5	0	6	0	0	0	30	12	42
	Winnebago	0	323	32	355	74	5	77	21	177	779	95	874	0	0	0
17th	Circuit Total	0	343	33	376	75	5	82	21	183	779	95	874	30	12	42
18th	DuPage	0	3	5	8	26	19	84	0	129	225	151	376	0	0	0
18th	Circuit Total	0	3	5	8	26	19	84	0	129	225	151	376	0	0	0
19th	Lake	0	0	10	10	7	0	47	2	56	158	26	184	0	0	0
	McHenry	0	0	2	2	3	4	10	3	20	4	4	8	34	19	53
19th	Circuit Total	0	0	12	12	10	4	57	5	76	162	30	192	34	19	53
20th	Monroe	2	0	1	3	0	0	2	0	2	0	0	0	3	2	5
	Perry	3	2	0	5	1	1	3	0	5	1	0	1	4	0	4
	Randolph	4	1	4	9	1	0	4	0	5	2	0	2	3	0	3
	St. Clair	22	1	33	56	5	1	10	23	39	375	175	550	1	0	1
	Washington	2	1	0	3	1	0	1	0	2	0	0	0	11	0	11
20th	Circuit Total	33	5	38	76	8	2	20	23	53	378	175	553	22	2	24
21st	Iroquois	0	0	5	5	0	0	1	2	3	0	0	0	7	5	12
	Kankakee	0	0	13	13	0	0	1	2	3	2	2	4	26	2	28
21st	Circuit Total	0	0	18	18	0	0	2	4	6	2	2	4	33	7	40
Cook	Cook	0	847	536	1,383	—	—	—	—	—	5,609	0	5,609	1,699	0	1,699
	Circuit Total	0	847	536	1,383	—	—	—	—	—	5,609	0	5,609	1,699	0	1,699
	Downstate Total	58	642	431	1,125	296	126	466	207	1,095	3,884	1,215	5,099	734	255	989
	Cook Total	0	847	536	1,383	—	—	—	—	—	5,609	—	5,609	1,699	0	1,699
	State Total	58	1,489	967	2,508	296	126	466	207	1,095	9,493	1,215	10,708	2,433	255	2,688

KEY
DMH/DD = Department of Mental Health/Developmental Disabilities
DCFS = Department of Children and Family Services
DOC = Department of Corrections

1988 ANNUAL JUVENILE VIOLATION SURVEY
JANUARY 1, 1988 — DECEMBER 31, 1988

Circuit	County	Violations Reported			Court Actions Technical Violations			Court Actions New Offense Violations		
		Technical Offense	New Offense	Total	No Violation	Violation	Total	No Violation	Violation	Total
1st	Alexander	0	2	2	0	0	0	0	2	2
	Jackson	9	5	14	4	2	6	2	3	5
	Johnson	0	0	0	0	0	0	0	0	0
	Massac	1	0	1	0	1	1	0	0	0
	Pope	0	0	0	0	0	0	0	0	0
	Pulaski	0	0	0	0	0	0	0	0	0
	Saline	5	4	9	0	5	5	1	2	3
	Union	0	3	3	0	0	0	0	0	0
	Williamson	0	6	6	0	0	0	0	4	4
1st	Circuit Total	15	20	35	4	8	12	3	11	14
2nd	Crawford	0	0	0	0	0	0	0	0	0
	Edwards	0	0	0	0	0	0	0	0	0
	Franklin	5	15	20	1	1	2	0	5	5
	Gallatin	1	2	3	0	0	0	1	1	2
	Hamilton	0	1	1	0	0	0	0	1	1
	Hardin	2	0	2	1	0	1	0	0	0
	Jefferson	12	7	19	0	2	2	0	3	3
	Lawrence	0	0	0	0	0	0	0	0	0
	Richland	3	0	3	0	2	2	0	0	0
	Wabash	4	2	6	1	2	3	1	3	4
	Wayne	5	15	20	0	0	0	2	6	8
	White	3	3	6	1	0	1	0	2	2
2nd	Circuit Total	35	45	80	4	7	11	4	21	25
3rd	Bond	6	0	6	0	5	5	0	2	2
	Madison	175	59	234	28	66	94	29	20	49
3rd	Circuit Total	181	59	240	28	71	99	29	22	51
4th	Christian	24	16	40	5	16	21	2	12	14
	Clay	5	8	13	2	0	2	0	6	6
	Clinton	4	12	16	0	3	3	0	7	7
	Effingham	0	1	1	0	0	0	0	0	0
	Fayette	2	4	6	0	2	2	0	4	4
	Jasper	0	2	2	0	0	0	1	0	1
	Marion	8	15	23	4	6	10	4	8	12
	Montgomery	4	0	4	1	1	2	0	0	0
	Shelby	4	1	5	2	2	4	1	0	1
4th	Circuit Total	51	59	110	14	30	44	8	37	45
5th	Clark	4	5	9	1	3	4	2	3	5
	Coles/Cumberland	8	4	12	2	3	5	0	3	3
	Edgar	15	20	35	4	7	11	4	20	24
	Vermilion	60	22	82	7	53	60	1	21	22
5th	Circuit Total	87	51	138	14	66	80	7	47	54
6th	Champaign	82	34	116	33	22	55	9	16	25
	DeWitt	7	13	20	2	1	3	2	10	12
	Douglas	2	2	4	1	1	2	0	2	2
	Macon	89	68	157	4	58	62	4	51	55
	Moultrie	0	3	3	0	0	0	3	3	6
	Piatt	1	0	1	0	5	5	0	0	0
6th	Circuit Total	181	120	301	40	87	127	18	82	100
7th	Greene	0	0	0	0	0	0	0	0	0
	Jersey	1	2	3	0	1	1	0	2	2
	Macoupin	13	17	30	4	4	8	3	4	7
	Morgan	3	9	12	0	0	0	1	6	7
	Sangamon	11	176	187	2	9	11	13	46	59
	Scott	0	0	0	0	0	0	0	0	0
7th	Circuit Total	28	204	232	6	14	20	17	58	75
8th	Adams	22	9	31	3	19	22	3	12	15
	Brown	0	0	0	0	0	0	0	0	0
	Calhoun	1	2	3	0	0	0	0	1	1
	Cass	0	2	2	0	0	0	0	1	1
	Mason	11	5	16	1	4	5	0	0	0
	Menard	3	1	4	1	2	3	0	1	1
	Pike	0	2	2	0	0	0	0	2	2
	Schuyler	1	0	1	0	0	0	0	0	0
8th	Circuit Total	38	21	59	5	25	30	3	17	20

1988 ANNUAL JUVENILE VIOLATION SURVEY
JANUARY 1, 1988 — DECEMBER 31, 1988

Circuit	County	Violations Reported			Court Actions Technical Violations			Court Actions New Offense Violations		
		Technical Offense	New Offense	Total	No Violation	Violation	Total	No Violation	Violation	Total
9th	Fulton	4	6	10	0	4	4	0	5	5
	Hancock	0	3	3	0	0	0	0	2	2
	Henderson	0	1	1	0	0	0	0	1	1
	Knox	4	16	20	1	2	3	5	3	8
	McDonough	3	1	4	1	1	2	0	0	0
	Warren	6	1	7	0	6	6	0	1	1
9th	Circuit Total	17	28	45	2	13	15	5	12	17
10th	Marshall/Putnam/Stark	16	5	21	0	16	16	0	5	5
	Peoria	27	37	64	9	18	27	7	30	37
	Tazewell	4	7	11	0	4	4	0	7	7
10th	Circuit Total	47	49	96	9	38	47	7	42	49
11th	Ford	4	5	9	0	4	4	0	5	5
	Livingston	67	27	94	12	29	41	1	16	17
	Logan	11	6	17	4	4	8	2	4	6
	McLean	79	62	141	27	38	65	40	15	55
	Woodford	6	4	10	0	4	4	0	5	5
11th	Circuit Total	167	104	271	43	79	122	43	45	88
12th	Will	17	27	44	2	4	6	6	14	20
12th	Circuit Total	17	27	44	2	4	6	6	14	20
13th	Bureau	5	0	5	0	7	7	0	2	2
	Grundy	13	14	27	0	1	1	0	1	1
	LaSalle	49	48	97	6	29	35	0	28	28
13th	Circuit Total	67	62	129	6	37	43	0	31	31
14th	Henry	16	25	41	2	12	14	2	25	27
	Mercer	0	2	2	0	0	0	0	2	2
	Rock Island	20	34	54	0	18	18	1	27	28
	Whiteside	66	54	120	4	56	60	0	54	54
14th	Circuit Total	102	115	217	6	86	92	3	108	111
15th	Carroll	8	18	26	0	3	3	0	10	10
	Jo Daviess	2	4	6	1	1	2	0	4	4
	Lee	20	26	46	0	22	22	0	21	21
	Ogle	54	20	74	0	10	10	1	1	2
	Stephenson	23	18	41	5	26	31	1	17	18
15th	Circuit Total	107	86	193	6	62	68	2	53	55
16th	DeKalb	18	26	44	5	10	15	5	35	40
	Kane	163	160	323	29	48	77	15	74	89
	Kendall	4	4	8	4	0	4	2	2	4
16th	Circuit Total	185	190	375	38	58	96	22	111	133
17th	Boone	7	2	9	1	5	6	1	1	2
	Winnebago	62	64	126	14	39	53	9	77	86
17th	Circuit Total	69	66	135	15	44	59	10	78	88
18th	DuPage	134	86	220	8	40	48	13	37	50
18th	Circuit Total	134	86	220	8	40	48	13	37	50
19th	Lake	63	11	74	10	26	36	0	6	6
	McHenry	39	30	69	9	14	23	6	30	36
19th	Circuit Total	102	41	143	19	40	59	6	36	42
20th	Monroe	5	2	7	0	2	2	0	4	4
	Perry	0	0	0	0	0	0	0	1	1
	Randolph	14	6	20	1	7	8	1	4	5
	St. Clair	54	58	112	5	13	18	7	45	52
	Washington	0	1	1	0	0	0	0	1	1
20th	Circuit Total	73	67	140	6	22	28	8	55	63
21st	Iroquois	1	3	4	0	1	1	0	3	3
	Kankakee	43	16	59	5	34	39	3	13	16
21st	Circuit Total	44	19	63	5	35	40	3	16	19
Cook	Cook	0	757	757	0	0	0	21	574	595
	Circuit Total	0	757	757	0	0	0	21	574	595
	Downstate Total	1,747	1,519	3,266	280	866	1,146	217	933	1,150
	Cook Total	0	757	757	0	0	0	21	574	595
	State Total	1,747	2,276	4,023	280	866	1,146	238	1,507	1,745

1988 ANNUAL ADULT PROBATION VIOLATION SURVEY
JANUARY 1, 1988 — DECEMBER 31, 1988

Circuit	County	Violations Reported			Court Actions Technical Violations			Court Actions New Offense Violations		
		Technical Offense	New Offense	Total	No Violation	Violation	Total	No Violation	Violation	Total
1st	Alexander	26	6	32	18	8	26	1	5	6
	Jackson	142	27	169	45	53	98	4	17	21
	Johnson	22	5	27	11	6	17	3	5	8
	Massac	39	21	60	14	13	27	5	11	16
	Pope	10	4	14	1	1	2	0	2	2
	Pulaski	0	7	7	0	0	0	7	0	7
	Saline	69	46	115	18	27	45	13	17	30
	Union	34	19	53	19	8	27	4	8	12
	Williamson	144	24	168	57	22	79	6	4	10
1st	Circuit Total	486	159	645	183	138	321	43	69	112
2nd	Crawford	0	1	1	0	0	0	0	0	0
	Edwards	8	5	13	1	6	7	1	3	4
	Franklin	24	33	57	7	5	12	18	6	24
	Gallatin	12	7	19	2	1	3	1	5	6
	Hamilton	6	3	9	3	0	3	2	1	3
	Hardin	5	2	7	3	2	5	0	0	0
	Jefferson	92	45	137	0	8	8	0	8	8
	Lawrence	1	1	2	1	0	1	1	0	1
	Richland	14	1	15	0	6	6	0	1	1
	Wabash	32	19	51	5	8	13	10	4	14
	Wayne	31	20	51	1	3	4	0	6	6
	White	3	3	6	2	0	2	1	5	6
2nd	Circuit Total	228	140	368	25	39	64	34	39	73
3rd	Bond	4	7	11	0	2	2	1	6	7
	Madison	205	163	368	36	67	103	42	63	105
3rd	Circuit Total	209	170	379	36	69	105	43	69	112
4th	Christian	72	67	139	19	51	70	3	58	61
	Clay	21	11	32	12	0	12	1	13	14
	Clinton	49	56	105	1	5	6	0	11	11
	Effingham	26	35	61	5	10	15	10	12	22
	Fayette	13	19	32	5	3	8	0	13	13
	Jasper	0	9	9	0	0	0	4	3	7
	Marion	142	122	264	25	88	113	28	58	86
	Montgomery	52	4	56	0	19	19	0	2	2
	Shelby	25	15	40	15	9	24	9	7	16
4th	Circuit Total	400	338	738	82	185	267	55	177	232
5th	Clark	6	7	13	2	3	5	3	4	7
	Coles/Cumberland	73	33	106	15	39	54	5	17	22
	Edgar	19	24	43	7	10	17	7	17	24
	Vermilion	113	28	141	28	85	113	6	22	28
5th	Circuit Total	211	92	303	52	137	189	21	60	81
6th	Champaign	101	150	251	6	55	61	1	80	81
	DeWitt	22	22	44	7	8	15	0	20	20
	Douglas	31	15	46	15	13	28	3	9	12
	Macon	54	114	168	13	28	41	14	74	88
	Moultrie	0	3	3	0	0	0	1	1	2
	Piatt	0	0	0	0	1	1	0	0	0
6th	Circuit Total	208	304	512	41	105	146	19	184	203
7th	Greene	7	7	14	6	1	7	4	3	7
	Jersey	7	3	10	1	6	7	0	2	2
	Macoupin	182	186	368	51	9	60	58	26	84
	Morgan	78	62	140	1	63	64	0	32	32
	Sangamon	256	185	441	41	42	83	28	39	67
	Scott	0	1	1	0	0	0	0	1	1
7th	Circuit Total	530	444	974	100	121	221	90	103	193
8th	Adams	69	66	135	15	34	49	11	35	46
	Brown	3	0	3	0	3	3	0	0	0
	Calhoun	0	8	8	0	0	0	0	4	4
	Cass	25	23	48	13	3	16	11	10	21
	Mason	30	29	59	7	5	12	6	9	15
	Menard	25	17	42	8	17	25	0	6	6
	Pike	18	9	27	0	7	7	0	7	7
	Schuyler	4	0	4	0	2	2	0	0	0
8th	Circuit Total	174	152	326	43	71	114	28	71	99

1988 ANNUAL ADULT PROBATION VIOLATION SURVEY
JANUARY 1, 1988 — DECEMBER 31, 1988

Circuit	County	Violations Reported			Court Actions Technical Violations			Court Actions New Offense Violations		
		Technical Offense	New Offense	Total	No Violation	Violation	Total	No Violation	Violation	Total
9th	Fulton	71	43	114	33	34	67	9	23	32
	Hancock	22	13	35	11	13	24	5	8	13
	Henderson	5	5	10	3	2	5	1	4	5
	Knox	40	31	71	16	16	32	9	19	28
	McDonough	29	23	52	16	7	23	2	19	21
	Warren	21	12	33	2	14	16	3	10	13
9th	Circuit Total	188	127	315	81	86	167	29	83	112
10th	Marshall/Putnam/Stark	11	7	18	0	11	11	0	7	7
	Peoria	30	10	40	0	27	27	0	26	26
	Tazewell	162	57	219	8	102	110	3	25	28
10th	Circuit Total	203	74	277	8	140	148	3	58	61
11th	Ford	33	4	37	0	33	33	1	3	4
	Livingston	135	48	183	53	54	107	11	24	35
	Logan	105	55	160	32	61	93	5	41	46
	McLean	116	170	286	29	27	56	10	48	58
	Woodford	69	30	99	40	36	76	9	22	31
11th	Circuit Total	458	307	765	154	211	365	36	138	174
12th	Will	63	83	146	19	4	23	19	7	26
12th	Circuit Total	63	83	146	19	4	23	19	7	26
13th	Bureau	13	7	20	0	0	0	1	0	1
	Grundy	2	2	4	0	0	0	0	0	0
	LaSalle	38	46	84	2	7	9	6	7	13
13th	Circuit Total	53	55	108	2	7	9	7	7	14
14th	Henry	100	63	163	35	46	81	12	30	42
	Mercer	10	3	13	0	7	7	1	1	2
	Rock Island	167	73	240	92	50	142	26	45	71
	Whiteside	66	76	142	1	30	31	2	28	30
14th	Circuit Total	343	215	558	128	133	261	41	104	145
15th	Carroll	52	13	65	11	16	27	0	6	6
	Jo Daviess	43	37	80	11	7	18	4	14	18
	Lee	184	39	223	90	48	138	6	9	15
	Ogle	187	142	329	18	8	26	7	19	26
	Stephenson	476	43	519	304	97	401	17	24	41
15th	Circuit Total	942	274	1,216	434	176	610	34	72	106
16th	Kendall	42	40	82	20	3	23	15	10	25
	DeKalb	98	101	199	22	11	33	44	22	66
	Kane	407	365	772	46	53	99	39	72	111
16th	Circuit Total	547	506	1,053	88	67	155	98	104	202
17th	Boone	80	36	116	22	23	45	17	7	24
	Winnebago	265	273	538	3	25	28	7	27	34
17th	Circuit Total	345	309	654	25	48	73	24	34	58
18th	DuPage	617	576	1,193	0	0	0	0	0	0
18th	Circuit Total	617	576	1,193	0	0	0	0	0	0
19th	Lake	587	520	1,107	17	155	172	16	162	178
	McHenry	93	106	199	35	24	59	34	42	76
19th	Circuit Total	680	626	1,306	52	179	231	50	204	254
20th	Monroe	15	7	22	8	7	15	1	3	4
	Perry	15	18	33	0	6	6	2	8	10
	Randolph	62	12	74	11	26	37	1	12	13
	St. Clair	219	102	321	31	81	112	26	34	60
	Washington	22	9	31	0	1	1	0	2	2
20th	Circuit Total	333	148	481	50	121	171	30	59	89
21st	Iroquois	11	1	12	2	9	11	0	1	1
	Kankakee	96	9	105	28	61	89	0	5	5
21st	Circuit Total	107	10	117	30	70	100	0	6	6
Cook	Cook	5,430	1,929	7,359	0	0	0	0	0	0
	Circuit Total	5,430	1,929	7,359	0	0	0	0	0	0
	Downstate Total	7,325	5,109	12,434	1,633	2,107	3,740	704	1,648	2,352
	Cook Total	5,430	1,929	7,359	0	0	0	0	0	0
	State Total	12,755	7,038	19,793	1,633	2,107	3,740	704	1,648	2,352

ADULT PROBATION CASELOAD AS OF DECEMBER 31, 1988

Circuit	County	Active Adult Caseload							
		Felony Total	Misdemeanor Total	DUI Total	Traffic Total	Administrative Caseload	Supervised Pretrial	Total	Interstate Compact
1st	Alexander	115	35	41	19	100	0	310	16
	Jackson	258	133	198	47	305	0	941	55
	Johnson	26	14	8	8	83	0	139	1
	Massac	68	16	48	20	87	0	239	18
	Pope	17	10	5	5	82	0	119	1
	Pulaski	61	12	0	0	19	0	92	0
	Saline	80	35	26	7	84	0	232	5
	Union	30	6	10	1	81	0	128	7
	Williamson	160	85	153	54	292	0	744	0
1st	Circuit Total	815	346	489	161	1,133	0	2,944	103
2nd	Crawford	56	43	75	9	79	0	262	5
	Edwards	14	19	5	0	19	0	57	1
	Franklin	152	65	121	18	77	0	433	7
	Gallatin	40	15	8	0	9	0	72	3
	Hamilton	12	8	13	4	30	0	67	0
	Hardin	8	26	10	1	6	0	51	3
	Jefferson	177	78	32	25	237	0	549	8
	Lawrence	40	23	14	2	99	0	178	4
	Richland	31	23	21	4	37	0	116	4
	Wabash	18	21	14	2	60	1	116	0
	Wayne	38	32	35	5	36	0	146	1
	White	82	41	17	8	44	1	193	6
2nd	Circuit Total	668	394	365	78	733	2	2,240	42
3rd	Bond	32	20	12	4	43	0	111	12
	Madison	435	219	35	0	510	0	1,199	98
3rd	Circuit Total	467	239	47	4	553	0	1,310	110
4th	Christian	147	138	100	26	568	0	979	13
	Clay	40	17	32	12	40	0	141	4
	Clinton	67	30	52	8	353	0	510	0
	Effingham	61	37	59	30	111	0	298	22
	Fayette	74	29	20	2	36	0	161	0
	Jasper	25	25	16	0	12	0	78	3
	Marion	192	136	155	34	332	0	849	54
	Montgomery	96	29	28	13	107	0	273	0
	Shelby	38	42	7	6	25	0	118	1
4th	Circuit Total	740	483	469	131	1,584	0	3,407	97
5th	Clark	25	8	0	4	39	0	76	2
	Coles	191	37	32	12	192	0	464	13
	Edgar	54	24	9	3	59	0	149	1
	Vermilion	257	122	15	81	503	0	978	41
5th	Circuit Total	527	191	56	100	793	0	1,667	57
6th	Champaign	417	145	44	33	221	0	860	24
	DeWitt	49	47	85	4	40	0	225	5
	Douglas	30	21	29	12	66	0	158	1
	Macon	306	43	52	11	351	0	763	26
	Moultrie	29	52	38	2	13	0	134	2
	Piatt	60	63	49	28	74	0	274	0
6th	Circuit Total	891	371	297	90	765	0	2,414	58
7th	Greene	23	12	10	1	112	0	158	8
	Jersey	53	18	21	1	21	0	114	15
	Macoupin	78	165	196	43	215	0	697	6
	Morgan	78	64	77	4	176	0	399	3
	Sangamon	345	203	140	0	1,185	0	1,873	39
7th	Circuit Total	577	462	444	49	1,709	0	3,241	71
8th	Adams	210	89	2	7	189	0	497	44
	Brown	6	16	4	1	1	0	28	40
	Calhoun	15	31	9	9	97	0	161	3
	Cass	24	59	50	54	37	0	224	2
	Mason	38	18	5	4	47	0	112	1
	Menard	15	19	15	5	70	0	124	0
	Pike	42	16	9	0	113	0	180	10
	Schuyler	10	15	18	1	43	0	87	1
8th	Circuit Total	360	263	112	81	597	0	1,413	101

ADULT PROBATION CASELOAD AS OF DECEMBER 31, 1988

Circuit	County	Active Adult Caseload							
		Felony Total	Misdemeanor Total	DUI Total	Traffic Total	Administrative Caseload	Supervised Pretrial	Total	Interstate Compact
9th	Fulton	136	52	15	14	85	0	302	4
	Hancock	32	3	0	1	25	0	61	2
	Henderson	13	6	1	0	10	0	30	2
	Knox	170	31	4	2	221	0	428	13
	McDonough	81	21	8	3	72	2	187	6
	Warren	54	12	0	0	23	0	89	10
9th	Circuit Total	486	125	28	20	436	2	1,097	37
10th	Peoria	547	135	90	420	354	0	1,546	64
	Putnam	0	0	0	0	0	0	0	0
	Tazewell	292	64	38	25	725	0	1,144	30
10th	Circuit Total	839	199	128	445	1,079	0	2,690	94
11th	Ford	41	12	43	17	81	0	194	0
	Livingston	76	41	6	2	97	0	222	6
	Logan	60	92	62	25	137	6	382	3
	McLean	351	50	71	4	315	0	791	17
	Woodford	73	25	14	4	382	0	498	0
11th	Circuit Total	601	220	196	52	1,012	6	2,087	26
12th	Will	664	36	81	4	173	1	959	53
12th	Circuit Total	664	36	81	4	173	1	959	53
13th	Bureau	35	42	3	1	22	0	103	0
	Grundy	23	14	2	2	35	0	76	0
	LaSalle	202	103	54	11	176	0	546	5
13th	Circuit Total	260	159	59	14	233	0	725	5
14th	Henry	87	54	1	7	374	1	524	8
	Mercer	28	20	7	3	33	1	92	2
	Rock Island	495	106	629	10	397	183	1,820	28
	Whiteside	303	100	32	8	629	1	1,073	11
14th	Circuit Total	913	280	669	28	1,433	186	3,509	49
15th	Carroll	35	15	7	0	215	0	272	1
	Jo Daviess	17	71	63	18	99	0	268	6
	Lee	161	99	71	2	580	0	913	0
	Ogle	91	74	33	8	500	10	716	10
	Stephenson	176	188	8	18	911	0	1,301	12
15th	Circuit Total	480	447	182	46	2,305	10	3,470	29
16th	DeKalb	98	67	29	6	139	0	339	3
	Kane	637	139	393	47	566	0	1,782	32
	Kendall	53	27	33	15	68	4	200	4
16th	Circuit Total	788	233	455	68	773	4	2,321	39
17th	Boone	90	52	164	8	163	0	477	25
	Winnebago	612	544	1,179	24	573	0	2,932	85
17th	Circuit Total	702	596	1,343	32	736	0	3,409	110
18th	DuPage	1,409	378	992	134	863	2	3,778	103
18th	Circuit Total	1,409	378	992	134	863	2	3,778	103
19th	Lake	1,166	441	147	27	472	79	2,332	110
	McHenry	339	154	96	33	237	0	859	32
19th	Circuit Total	1,505	595	243	60	709	79	3,191	142
20th	Monroe	27	3	2	0	84	1	117	14
	Perry	68	10	10	2	73	0	163	3
	Randolph	37	22	20	1	126	0	206	12
	St. Clair	724	89	115	39	329	6	1,302	210
	Washington	21	9	5	2	66	0	103	3
20th	Circuit Total	877	133	152	44	678	7	1,891	242
21st	Iroquois	112	11	7	3	76	0	209	6
	Kankakee	202	2	12	0	99	0	315	21
21st	Circuit Total	314	13	19	3	175	0	524	27
Cook	Adult	16,592	2,094	123	135	3,983	0	22,927	747
	Social Service	131	3,345	6,060	2,569	2,263	0	14,368	253
	Cook Total	16,723	5,439	6,183	2,704	6,246	0	37,295	1,000
	Downstate Total	14,416	5,924	6,779	1,640	17,919	299	46,977	1,485
	State Total	31,139	11,363	12,962	4,344	24,165	299	84,272	2,485

1988 ANNUAL ADULT INVESTIGATION SURVEY
JANUARY 1, 1988 — DECEMBER 31, 1988

Circuit	County	Presentence Investigations								Other Investigations						
		Long Form				Short Form										
		Felony	Misd	Traffic	Total	Felony	Misd	Traffic	Total	Supplemental	For Other Counties	For Other States	Bond/ ROR	Other Pre-Conviction	Other	Total
1st	Alexander	13	0	0	13	0	0	0	0	0	4	2	0	0	0	6
	Jackson	62	0	0	62	0	0	0	0	8	36	3	0	0	0	47
	Johnson	2	0	0	2	0	0	0	0	0	6	0	0	0	0	6
	Massac	5	0	0	5	0	0	0	0	0	0	0	0	0	0	0
	Pope	0	0	0	0	0	0	0	0	0	2	0	0	0	0	2
	Pulaski	2	0	0	2	0	0	0	0	0	0	0	0	0	0	0
	Saline	20	0	1	21	0	0	0	0	2	0	0	0	0	0	2
	Union	1	0	0	1	7	3	3	13	0	0	0	0	0	0	0
	Williamson	38	0	0	38	0	0	0	0	8	0	0	0	0	0	8
1st	Circuit Total	143	0	1	144	7	3	3	13	18	48	5	0	0	0	71
2nd	Crawford	11	0	0	11	0	0	0	0	0	12	0	0	0	0	12
	Edwards	5	2	2	9	0	0	0	0	0	0	0	0	0	0	0
	Franklin	43	2	2	47	0	0	0	0	0	0	0	0	0	0	0
	Gallatin	3	0	0	3	0	0	0	0	2	14	6	0	0	0	22
	Hamilton	2	0	0	2	0	0	0	0	0	0	0	0	0	0	0
	Hardin	7	0	0	7	0	0	0	0	1	10	2	0	0	0	13
	Jefferson	32	10	9	51	0	0	0	0	0	0	0	0	0	0	0
	Lawrence	3	0	0	3	0	0	0	0	0	9	2	0	0	0	11
	Richland	27	1	3	31	0	0	0	0	0	2	0	0	0	0	2
	Wabash	8	0	0	8	0	0	0	0	0	2	0	0	0	0	2
	Wayne	13	1	4	18	0	0	0	0	0	2	0	0	0	0	2
	White	4	2	0	6	0	0	0	0	0	0	2	0	0	0	2
2nd	Circuit Total	158	18	20	196	0	0	0	0	3	51	12	0	0	0	66
3rd	Bond	4	0	0	4	0	0	0	0	0	0	0	0	0	0	0
	Madison	57	5	1	63	0	0	0	0	1	38	9	0	0	0	48
3rd	Circuit Total	61	5	1	67	0	0	0	0	1	38	9	0	0	0	48
4th	Christian	19	2	0	21	2	0	0	2	0	21	0	0	0	0	21
	Clay	5	0	5	10	0	0	0	0	0	0	0	0	0	0	0
	Clinton	23	3	4	30	0	0	0	0	0	0	0	0	0	0	0
	Effingham	11	3	4	18	0	0	0	0	7	0	0	0	0	49	56
	Fayette	14	1	2	17	0	0	0	0	0	0	0	0	0	0	0
	Jasper	6	1	1	8	0	0	0	0	0	49	0	0	0	0	49
	Marion	13	0	6	19	0	0	0	0	1	0	1	0	0	0	2
	Montgomery	21	1	0	22	0	0	0	0	4	0	0	0	0	3	7
	Shelby	12	3	2	17	0	0	0	0	0	0	0	0	0	0	0
4th	Circuit Total	124	14	24	162	2	0	0	2	12	70	1	0	0	52	135
5th	Clark	12	0	0	12	0	0	0	0	1	0	0	0	0	0	1
	Coles/Cumberland	34	0	0	34	1	2	36	39	3	0	0	0	0	0	3
	Edgar	18	0	0	18	0	0	0	0	0	39	0	0	0	0	39
	Vermilion	153	0	0	153	0	0	0	0	0	0	0	0	0	0	0
5th	Circuit Total	217	0	0	217	1	2	36	39	4	39	0	0	0	0	43

1988 ANNUAL ADULT INVESTIGATION SURVEY
JANUARY 1, 1988 — DECEMBER 31, 1988

Circuit	County	Presentence Investigations								Other Investigations						
		Long Form				Short Form										
		Felony	Misd	Traffic	Total	Felony	Misd	Traffic	Total	Supplemental	For Other Counties	For Other States	Bond/ ROR	Other Pre-Conviction	Other	Total
6th	Champaign	123	39	0	162	0	0	263	263	1	53	6	0	61	108	229
	DeWitt	19	3	0	22	0	4	24	28	0	0	0	0	0	0	0
	Douglas	22	34	9	65	0	0	0	0	2	25	0	0	29	11	67
	Macon	379	23	6	408	58	13	4	75	26	0	1	0	0	0	27
	Moultrie	0	0	0	0	33	7	0	40	0	3	0	0	0	0	3
	Piatt	3	10	30	43	0	0	0	0	0	11	1	0	0	0	12
6th	Circuit Total	546	109	45	700	91	24	291	406	29	92	8	0	90	119	338
7th	Greene	42	46	46	134	0	0	0	0	0	0	0	0	0	0	0
	Jersey	6	25	14	45	0	0	15	15	5	3	2	0	3	0	13
	Macoupin	11	0	0	11	9	34	48	91	1	10	2	0	0	30	43
	Morgan	64	22	7	93	0	0	0	0	10	17	3	0	0	0	30
	Sangamon	80	28	0	108	0	0	0	0	2	11	3	0	0	0	16
	Scott	5	2	1	8	0	0	0	0	0	0	0	0	0	0	0
7th	Circuit Total	208	123	68	399	9	34	63	106	18	41	10	0	3	30	102
8th	Adams	155	2	0	157	16	68	32	116	85	1	0	0	0	15	101
	Brown	10	5	7	22	0	5	5	10	0	1	0	0	0	0	1
	Calhoun	3	6	0	9	0	16	1	17	1	1	0	0	0	0	2
	Cass	31	0	2	33	0	45	83	128	0	0	0	0	0	0	0
	Mason	8	3	26	37	0	0	1	1	0	46	0	0	0	0	46
	Menard	23	20	0	43	0	0	18	18	0	0	0	0	0	0	0
	Pike	19	17	17	53	0	0	0	0	0	0	0	0	0	0	0
	Schuyler	6	4	2	12	0	0	5	5	0	1	0	0	0	0	1
8th	Circuit Total	255	57	54	366	16	134	145	295	86	50	0	0	0	15	151
9th	Fulton	18	8	16	42	0	0	0	0	1	15	2	0	0	0	18
	Hancock	6	2	4	12	0	0	0	0	0	2	3	0	0	0	5
	Henderson	4	1	0	5	0	0	0	0	0	1	1	0	0	0	2
	Knox	94	11	5	110	0	0	0	0	3	6	7	0	0	0	16
	McDonough	20	6	8	34	0	0	0	0	0	10	7	0	0	0	17
	Warren	23	4	1	28	0	0	0	0	0	3	5	0	0	0	8
9th	Circuit Total	165	32	34	231	0	0	0	0	4	37	25	0	0	0	66
10th	Marshall/Putnam/ Stark	19	22	8	49	0	0	0	0	0	0	0	0	0	0	0
	Peoria	133	8	4	145	0	0	0	0	64	26	4	0	0	0	94
	Tazewell	77	10	15	102	0	0	0	0	4	1	2	0	0	0	7
10th	Circuit Total	229	40	27	296	0	0	0	0	68	27	6	0	0	0	101
11th	Ford	35	0	0	35	0	12	32	44	32	0	0	0	0	0	32
	Livingston	45	1	1	47	1	1	0	2	8	29	7	0	0	3	47
	Logan	65	10	2	77	0	0	0	0	0	11	0	17	0	0	28
	McLean	269	5	6	280	47	0	0	47	0	18	4	0	0	2	24
	Woodford	17	1	0	18	0	13	1	14	0	8	0	0	0	0	8
11th	Circuit Total	431	17	9	457	48	26	33	107	40	66	11	17	0	5	139

1988 ANNUAL ADULT INVESTIGATION SURVEY
JANUARY 1, 1988 — DECEMBER 31, 1988

Circuit	County	Presentence Investigations								Other Investigations						
		Long Form				Short Form										
		Felony	Misd	Traffic	Total	Felony	Misd	Traffic	Total	Supplemental	For Other Counties	For Other States	Bond/ ROR	Other Pre-Conviction	Other	Total
12th	Will	132	0	0	132	0	0	0	0	0	0	0	0	0	0	0
12th	Circuit Total	132	0	0	132	0	0	0	0	0	0	0	0	0	0	0
13th	Bureau	9	2	0	11	0	0	0	0	0	18	0	0	0	0	18
	Grundy	1	0	0	1	0	0	0	0	0	2	0	0	0	0	2
	LaSalle	53	2	15	70	0	0	0	0	0	91	10	0	0	0	101
13th	Circuit Total	63	4	15	82	0	0	0	0	0	111	10	0	0	0	121
14th	Henry	30	6	2	38	0	0	0	0	18	0	0	0	0	0	18
	Mercer	1	2	1	4	0	0	0	0	0	9	0	56	0	44	109
	Rock Island	130	5	7	142	2	4	0	6	0	84	6	1,744	0	0	1,834
	Whiteside	66	1	2	69	0	0	0	0	3	0	0	0	0	0	3
14th	Circuit Total	227	14	12	253	2	4	0	6	21	93	6	1,800	0	44	1,964
15th	Carroll	3	1	0	4	0	0	0	0	0	26	8	0	0	4	38
	Jo Daviess	9	0	0	9	0	0	0	0	1	0	0	0	0	0	1
	Lee	37	0	0	37	0	15	64	79	0	0	0	0	0	0	0
	Ogle	64	26	46	136	0	0	0	0	0	82	2	73	0	27	184
	Stephenson	168	8	2	178	0	0	0	0	0	28	0	0	0	0	28
15th	Circuit Total	281	35	48	364	0	15	64	79	1	136	10	73	0	31	251
16th	DeKalb	15	29	20	64	0	0	0	0	0	0	0	0	0	0	0
	Kane	92	43	0	135	0	0	0	0	0	19	6	0	187	241	453
	Kendall	7	3	0	10	0	0	0	0	0	0	0	0	0	0	0
16th	Circuit Total	114	75	20	209	0	0	0	0	0	19	6	0	187	241	453
17th	Boone	27	4	2	33	0	0	0	0	0	47	3	0	0	0	50
	Winnebago	134	32	7	173	0	0	0	0	0	53	142	0	0	0	195
17th	Circuit Total	161	36	9	206	0	0	0	0	0	100	145	0	0	0	245
18th	DuPage	770	92	103	965	0	0	0	0	13	0	1	2	0	0	16
18th	Circuit Total	770	92	103	965	0	0	0	0	13	0	1	2	0	0	16
19th	Lake	611	64	70	745	0	0	0	0	184	0	0	1,549	0	0	1,733
	McHenry	33	24	11	68	0	0	0	0	0	52	14	3	0	72	141
19th	Circuit Total	644	88	81	813	0	0	0	0	184	52	14	1,552	0	72	1,874
20th	Monroe	10	0	0	10	3	2	0	5	1	0	2	0	0	0	3
	Perry	16	0	0	16	1	0	0	1	2	3	0	0	0	0	5
	Randolph	11	0	0	11	1	0	0	1	1	4	3	0	0	0	8
	St. Clair	234	5	0	239	63	6	5	74	10	28	34	109	0	97	278
	Washington	2	1	0	3	1	0	0	1	0	0	0	0	0	0	0
20th	Circuit Total	273	6	0	279	69	8	5	82	14	35	39	109	0	97	294

1988 ANNUAL ADULT INVESTIGATION SURVEY
JANUARY 1, 1988 — DECEMBER 31, 1988

Circuit	County	Presentence Investigations								Other Investigations						
		Long Form				Short Form										
		Felony	Misd	Traffic	Total	Felony	Misd	Traffic	Total	Supplemental	For Other Counties	For Other States	Bond/ ROR	Other Pre-Conviction	Other	Total
21st	Iroquois	42	0	0	42	0	0	0	0	0	0	0	0	0	0	0
	Kankakee	31	4	0	35	0	0	0	0	0	0	0	0	0	3	3
21st	Circuit Total	73	4	0	77	0	0	0	0	0	0	0	0	0	3	3
Cook	Cook	7,415	561	38	8,014	0	0	0	0	0	0	0	0	0	21	21
	Circuit Total	7,415	561	38	8,014	0	0	0	0	0	0	0	0	0	21	21
	Downstate Total	5,275	769	571	6,615	245	250	640	1,135	516	1,105	318	3,553	280	709	6,481
	Cook Total	7,415	561	38	8,014	0	0	0	0	0	0	0	0	0	21	21
	State Total	12,690	1,330	609	14,629	245	250	640	1,135	516	1,105	318	3,553	280	730	6,502

ILLINOIS INTENSIVE PROBATION SUPERVISION PROGRAM — 1988

Admissions		Discharged 1988		Caseload Distribution, December 31, 1988			
January	37	Technical Rev.	55	Phase I	263	Champaign	44
February	30	New Off. Rev.	43	Phase II	200	Cook	223
March	46	Completed	79	Phase III	107	Jackson	12
April	53	Abscounded	7		570	Kane	46
May	50	Other	4			Lake	52
June	40	Open	394			Macon	37
July	61		582			Madison	59
August	49					McLean	25
September	48					Peoria	33
October	48					Saline	28
November	62					St. Clair	4
December	58					Williamson	7
TOTAL	582						570

IPS CASELOAD POPULATION PROFILE, DECEMBER 31, 1988

Age		Race		Sex		Felony Class	
16-Under	0	Black	226	Male	501	Class I	53
17-20	145	Hisp.	29	Female	81	Class II	208
21-30	259	White	323		582	Class III	179
31-40	131	Other	4			Class IV	142
41-50	35		582				582
51-Over	12						
TOTAL	582						

1988 RESTITUTION SURVEY

Circuit	County	Amount of Restitution Collected			Restitution Collected By				Number of Individuals Ordered to Pay Restitution	
		Adult	Juvenile	Total	Probation Department	Circuit Clerk	State's Attorney	Total	Adult	Juv.
1st	Johnson	$9,351.25	$2,341.53	$11,692.78	$0.00	$11,692.78	$0.00	$11,692.78	15	1
	Pope	$4,952.51	$8.50	$4,961.01	$0.00	$4,961.01	$0.00	$4,961.01	0	1
	Pulaski	$10,434.60	$65.00	$10,499.60	$10,499.60	$0.00	$0.00	$10,499.60	30	2
	Saline	$31,658.78	$3,415.67	$35,074.45	$0.00	$35,074.45	$0.00	$35,074.45	143	9
	Union	$3,306.61	$688.50	$3,995.11	$3,995.11	$0.00	$0.00	$3,995.11	43	10
	Williamson	$34,415.12	$3,335.54	$37,750.66	$2,931.79	$34,818.87	$0.00	$37,750.66	117	21
1st	Circuit Total	$94,118.87	$9,854.74	$103,973.61	$17,426.50	$86,547.11	$0.00	$103,973.61	348	44
2nd	Gallatin	$4,283.00	$210.00	$4,493.00	$0.00	$4,493.00	$0.00	$4,493.00	8	3
	Hamilton	$1,385.48	$298.37	$1,683.85	$0.00	$1,683.85	$0.00	$1,683.85	13	1
	Hardin	$1,642.60	$300.00	$1,942.60	$0.00	$1,942.60	$0.00	$1,942.60	6	3
	Jefferson	$41,667.37	$2,505.71	$44,173.08	$0.00	$44,173.08	$0.00	$44,173.08	83	28
	Lawrence	$4,830.26	$30.00	$4,860.26	$0.00	$4,860.26	$0.00	$4,860.26	4	5
	Richland	$12,672.08	$195.33	$12,867.41	$0.00	$12,867.41	$0.00	$12,867.41	12	3
	Wabash	$12,728.36	$1,588.00	$14,316.36	$4,250.00	$10,066.36	$0.00	$14,316.36	19	5
	Wayne	$19,839.88	$356.32	$20,196.20	$0.00	$20,196.20	$0.00	$20,196.20	42	11
	White	$10,780.70	$2,777.36	$13,558.06	$0.00	$13,558.06	$0.00	$13,558.06	28	17
2nd	Circuit Total	$109,829.73	$8,261.09	$118,090.82	$4,250.00	$113,840.82	$0.00	$118,090.82	215	76
3rd	Madison	$80,582.07	$7,677.91	$88,259.98	$276.41	$87,983.57	$0.00	$88,259.98	260	105
3rd	Circuit Total	$80,582.07	$7,677.91	$88,259.98	$276.41	$87,983.57	$0.00	$88,259.98	260	105
4th	Christian	$30,391.35	$2,506.35	$32,897.70	$0.00	$0.00	$32,897.70	$32,897.70	98	17
	Clay	$28,568.02	$3,695.54	$32,263.56	$0.00	$32,263.56	$0.00	$32,263.56	22	9
	Effingham	$27,656.79	$74.26	$27,731.05	$0.00	$27,731.05	$0.00	$27,731.05	33	2
	Fayette	$20,457.53	$864.85	$21,322.38	$0.00	$21,322.38	$0.00	$21,322.38	48	8
	Jasper	$6,083.30	$241.73	$6,325.03	$0.00	$6,325.03	$0.00	$6,325.03	19	4
	Marion	$55,624.33	$1,688.14	$57,312.47	$14,822.37	$42,490.10	$0.00	$57,312.47	57	8
	Shelby	$49,609.29	$1,736.99	$51,346.28	$0.00	$51,346.28	$0.00	$51,346.28	17	6
4th	Circuit Total	$218,390.61	$10,807.86	$229,198.47	$14,822.37	$181,478.40	$32,897.70	$229,198.47	294	54
5th	Clark	$7,433.09	$358.46	$7,791.55	$0.00	$7,791.55	$0.00	$7,791.55	37	14
	Coles/ Cumberland	$52,651.58	$1,958.14	$54,609.72	$54,289.72	$320.00	$0.00	$54,609.72	154	51
	Edgar	$15,239.71	$829.41	$16,069.12	$0.00	$16,069.12	$0.00	$16,069.12	36	19
5th	Circuit Total	$75,324.38	$3,146.01	$78,470.39	$54,289.72	$24,180.67	$0.00	$78,470.39	227	84
6th	Champaign	$94,505.61	$14,554.27	$109,059.88	$0.00	$109,059.88	$0.00	$109,059.88	226	45
	DeWitt	$5,128.63	$1,582.25	$6,710.88	$6,710.88	—	—	$6,710.88	41	22
	Douglas	$8,130.62	$960.93	$9,091.55	—	$9,091.55	—	$9,091.55	12	4
	Macon	$57,188.04	$2,446.37	$59,634.41	—	$59,634.41	—	$59,634.41	90	37
	Moultrie	$2,817.84	$935.37	$3,753.21	$0.00	$3,753.21	$0.00	$3,753.21	12	9
	Piatt	$6,654.71	$1,601.36	$8,256.07	—	$8,256.07	—	$8,256.07	17	9
6th	Circuit Total	$174,425.45	$22,080.55	$196,506.00	$6,710.88	$189,795.12	$0.00	$196,506.00	398	126
7th	Greene	$902.76	—	$902.76	—	$902.76	—	$902.76	18	0
	Jersey	$37,193.76	$2,915.60	$40,109.36	—	$40,109.36	—	$40,109.36	67	17
	Macoupin	$28,189.98	$5,189.58	$33,379.56	—	$33,379.56	—	$33,379.56	68	24
	Morgan	$25,270.00	$2,050.00	$27,320.00	—	$27,320.00	—	$27,320.00	94	7
	Sangamon	$113,192.90	$12,331.71	$125,524.61	$5,537.99	$119,986.62	—	$125,524.61	141	39
	Scott	$287.12	$0.00	$287.12	$0.00	$287.12	$0.00	$287.12	3	0
7th	Circuit Total	$205,036.52	$22,486.89	$227,523.41	$5,537.99	$221,985.42	$0.00	$227,523.41	391	87
8th	Brown	$18,880.21	$64.75	$18,944.96	$0.00	$18,944.96	$0.00	$18,944.96	19	4
	Calhoun	$9,521.82	$384.00	$9,905.82	—	$9,905.82	—	$9,905.82	24	5
	Cass	$11,978.91	$0.00	$11,978.91	$0.00	$11,978.91	$0.00	$11,978.91	23	2
	Mason	$21,748.29	$650.40	$22,398.69	$0.00	$22,398.69	—	$22,398.69	27	5
	Menard	$8,313.15	$1,374.97	$9,688.12	—	$9,688.12	—	$9,688.12	16	10
	Pike	$8,324.10	$360.13	$8,684.23	$8,684.23	$0.00	$0.00	$8,684.23	53	16
	Schuyler	$17,570.23	$0.00	$17,570.23	$0.00	$17,570.23	$0.00	$17,570.23	21	0
8th	Circuit Total	$96,336.71	$2,834.25	$99,170.96	$8,684.23	$90,486.73	$0.00	$99,170.96	183	42

1988 RESTITUTION SURVEY

Circuit	County	Amount of Restitution Collected			Restitution Collected By				Number of Individuals Ordered to Pay Restitution	
		Adult	Juvenile	Total	Probation Department	Circuit Clerk	State's Attorney	Total	Adult	Juv.
9th	Fulton	$43,032.60	$3,015.52	$46,048.12	$3,015.52	$0.00	$43,032.60	$46,048.12	167	25
	Hancock	$16,630.67	$1,736.13	$18,366.80	$1,736.13	$16,630.67	$0.00	$18,366.80	47	14
	Henderson	$11,802.34	$450.25	$12,252.59	$0.00	$5,785.64	$6,466.95	$12,252.59	17	3
	Knox	$42,073.86	$7,459.44	$49,533.30	$48,937.35	$595.95	$0.00	$49,533.30	265	27
	McDonough	$64,252.65	$2,334.34	$66,586.99	$2,334.34	$0.00	$64,252.65	$66,586.99	109	11
	Warren	$4,959.26	$1,628.08	$6,587.34	$137.49	$1,241.70	$5,208.15	$6,587.34	46	11
9th	Circuit Total	$182,751.38	$16,623.76	$199,375.14	$56,160.83	$24,253.96	$118,960.35	$199,375.14	651	91
10th	Peoria	$85,740.76	$7,923.25	$93,664.01	$0.00	$93,664.01	—	$93,664.01	265	18
	Marshall/Putnam/ Stark	$5,700.00	$4,172.00	$9,872.00	—	$9,872.00	—	$9,872.00	26	33
	Tazewell	$49,642.06	$3,218.54	$52,860.60	$52,860.60	—	—	$52,860.60	211	14
10th	Circuit Total	$141,082.82	$15,313.79	$156,396.61	$52,860.60	$103,536.01	$0.00	$156,396.61	502	65
11th	Ford	$12,433.07	$386.12	$12,819.19	—	$12,819.19	—	$12,819.19	25	10
	Livingston	$46,328.96	$9,412.16	$55,741.12	$50,867.45	$4,873.67	—	$55,741.12	137	30
	Logan	$13,930.38	$299.60	$14,229.98	$14,229.98	—	—	$14,229.98	99	10
	McLean	$55,555.48	$10,464.81	$66,020.29	$66,020.29	—	—	$66,020.29	402	52
	Woodford	$24,478.00	$2,895.00	$27,373.00	$27,373.00	—	—	$27,373.00	65	23
11th	Circuit Total	$152,725.89	$23,457.69	$176,183.58	$158,490.72	$17,692.86	$0.00	$176,183.58	728	125
12th	Will	$26,828.58	$20,217.46	$47,046.04	$18,491.72	$28,554.32	$0.00	$47,046.04	221	63
12th	Circuit Total	$26,828.58	$20,217.46	$47,046.04	$18,491.72	$28,554.32	$0.00	$47,046.04	221	63
13th	Bureau	$71,259.69	$3,006.63	$74,266.32	—	—	$74,266.32	$74,266.32	25	18
	Grundy	$38,558.86	$5,181.52	$43,740.38	—	—	$43,740.38	$43,740.38	7	15
	LaSalle	$189,092.06	$8,080.90	$197,172.96	—	—	$197,172.96	$197,172.96	71	18
13th	Circuit Total	$298,910.61	$16,269.05	$315,179.66	$0.00	$0.00	$315,179.66	$315,179.66	103	51
14th	Henry	$34,800.15	$2,112.82	$36,912.97	$27,939.55	$560.00	$8,413.42	$36,912.97	106	30
	Mercer	$3,146.36	$570.01	$3,716.37	$3,716.37	—	—	$3,716.37	58	7
	Rock Island	$81,377.52	$5,846.98	$87,224.50	$87,224.50	—	—	$87,224.50	262	32
	Whiteside	$68,751.31	$1,901.20	$70,652.51	$55,466.30	—	$15,186.21	$70,652.51	135	30
14th	Circuit Total	$188,075.34	$10,431.01	$198,506.35	$174,346.72	$560.00	$23,599.63	$198,506.35	561	99
15th	Carroll	$15,946.08	$688.14	$16,634.22	$12,206.97	$0.00	$4,427.25	$16,634.22	26	8
	Jo Daviess	$22,192.78	$2,264.75	$24,457.53	$24,457.53	$0.00	$0.00	$24,457.53	21	6
	Lee	$50,502.78	$4,057.34	$54,560.12	$54,560.12	$0.00	$0.00	$54,560.12	180	26
	Ogle	$24,161.21	$5,893.74	$30,054.95	$9,458.12	$20,596.83	—	$30,054.95	56	22
	Stephenson	$24,356.87	$2,647.22	$27,004.09	$27,004.09	—	—	$27,004.09	163	33
15th	Circuit Total	$137,159.72	$15,551.19	$152,710.91	$127,686.83	$20,596.83	$4,427.25	$152,710.91	446	95
16th	DeKalb	$71,324.57	$5,220.58	$76,545.15	$76,545.15	—	$0.00	$76,545.15	158	35
	Kane	$78,430.41	$33,582.00	$112,012.41	$112,012.41	—	—	$112,012.41	128	134
16th	Circuit Total	$149,754.98	$38,802.58	$188,557.56	$188,557.56	$0.00	$0.00	$188,557.56	286	169
17th	Boone	$25,268.23	$2,077.16	$27,345.39	$900.00	$27,345.39	—	$28,245.39	30	10
	Winnebago	$147,677.09	$16,540.00	$164,217.09	$164,217.09	$0.00	—	$164,217.09	500	73
17th	Circuit Total	$172,945.32	$18,617.16	$191,562.48	$165,117.09	$27,345.39	$0.00	$192,462.48	530	83
18th	DuPage	$429,821.20	$38,344.17	$468,165.37	$468,165.37	—	—	$468,165.37	—	—
18th	Circuit Total	$429,821.20	$38,344.17	$468,165.37	$468,165.37	—	—	$468,165.37	—	—
19th	Lake	$275,773.00	$36,758.00	$312,531.00	—	$312,531.00	—	$312,531.00	610	100
	McHenry	$91,783.00	$35,529.00	$127,312.00	$38,370.00	$88,942.00	—	$127,312.00	184	27
19th	Circuit Total	$367,556.00	$72,287.00	$439,843.00	$38,370.00	$401,473.00	$0.00	$439,843.00	794	127
20th	Monroe	$2,731.99	$325.00	$3,056.99	$0.00	$3,056.99	$0.00	$3,056.99	7	2
	Perry	$29,249.74	$400.00	$29,649.74	$8,170.60	$21,479.14	$0.00	$29,649.74	15	3
	Randolph	$10,351.03	$3,395.13	$13,746.16	$0.00	$13,746.16	$0.00	$13,746.16	22	6
	St. Clair	$95,060.39	$615.00	$95,675.39	$55,263.23	$40,412.16	$0.00	$95,675.39	255	10
	Washington	$8,965.98	$766.56	$9,732.54	$2,884.33	$6,848.21	$0.00	$9,732.54	11	4
20th	Circuit Total	$146,359.13	$5,501.69	$151,860.82	$66,318.16	$85,542.66	$0.00	$151,860.82	310	25
21st	Iroquois	$23,367.32	$2,578.00	$25,945.32	$25,945.32	$0.00	$0.00	$25,945.32	91	16
	Kankakee	$17,719.15	$5,410.43	$23,129.58	$0.00	$23,129.58	$0.00	$23,129.58	53	19
21st	Circuit Total	$41,086.47	$7,988.43	$49,074.90	$25,945.32	$23,129.58	$0.00	$49,074.90	144	35
Cook	Cook	$281,983.65	$47,001.03	$328,984.68	$328,984.68	—	—	$328,984.68	3,092	532
	Downstate Total	$3,489,101.78	$386,554.28	$3,875,656.06	$1,652,509.02	$1,728,982.45	$495,064.59	$3,876,556.06	7,592	1,646
	State Total	$3,771,085.43	$433,555.31	$4,204,640.74	$1,981,493.70	$1,728,982.45	$495,064.59	$4,205,540.74	10,684	2,178

ANNUAL PUBLIC SERVICE EMPLOYMENT (P.S.E.) STATISTICS
JANUARY 1, 1988 — DECEMBER 31, 1988

Circuit	County	Number of Probationers Ordered to Perform Public Service						Total Number of Hours of P.S.E. Ordered During 1988						Total Number of Hours Completed During Year					
		Adult Felony	Adult Misd.	DUI	Other Traffic	Juvenile	Total	Adult Felony	Adult Misd.	DUI	Other Traffic	Juvenile	Total	Adult Felony	Adult Misd.	DUI	Other Traffic	Juvenile	Total
1st	Alexander	15	4	10	8	11	48	1,020	200	1,375	1,805	480	4,880	344	125	851	1,354	214	2,888
	Jackson	49	48	93	23	17	230	6,509	4,345	11,475	4,520	1,460	28,309	3,954	3,109	6,453	4,692	945	19,153
	Johnson	1	2	2	6	0	11	49	140	219	473	0	881	0	140	0	140	0	280
	Massac	5	2	7	13	8	35	186	45	430	2,900	1,090	4,651	150	33	304	668	685	1,840
	Pope	0	1	0	1	0	2	0	279	0	10	0	289	0	279	0	10	0	289
	Pulaski	1	0	2	2	1	6	86	0	340	260	25	711	86	0	340	260	25	711
	Saline	43	6	14	13	2	78	11,690	1,028	1,496	1,519	300	16,033	9,355	844	1,406	1,519	230	13,354
	Union	2	5	9	4	0	20	190	143	1,204	1,010	0	2,547	65	49	158	240	0	512
	Williamson ...	19	40	46	33	1	139	2,544	5,187	7,671	7,673	80	23,155	2,544	5,187	7,671	7,673	414	23,489
1st	Circuit Total ..	135	108	183	103	40	569	22,274	11,367	24,210	20,170	3,435	81,456	16,498	9,766	17,183	16,556	2,513	62,516
2nd	Crawford	6	0	1	5	7	19	1,145	0	50	790	1,710	3,695	0	0	0	0	0	0
	Edwards	0	4	2	2	0	8	0	384	280	300	0	964	0	244	240	0	0	484
	Franklin	2	1	38	4	3	48	550	20	5,200	800	300	6,870	525	20	4,555	560	100	5,760
	Gallatin	4	0	5	0	1	10	850	0	2,500	0	80	3,430	550	0	1,100	0	64	1,714
	Hamilton	0	4	0	2	2	8	0	1,250	0	280	440	1,970	0	770	0	280	252	1,302
	Hardin	3	1	3	1	1	9	1,100	240	290	240	40	1,910	1,004	96	256	240	40	1,636
	Jefferson	2	0	1	2	4	9	340	0	240	129	545	1,254	100	0	200	20	168	488
	Lawrence	0	0	0	0	2	2	0	0	0	0	50	50	0	0	0	0	50	50
	Richland	5	14	3	7	1	30	795	660	465	910	40	2,870	104	300	31	705	0	1,140
	Wabash	3	7	4	0	5	19	280	490	660	0	418	1,848	348	435	204	268	252	1,507
	Wayne	2	14	13	2	23	54	1,047	1,003	2,224	140	1,440	5,854	95	729	1,658	20	1,159	3,661
	White	0	0	0	0	0	0	0	0	0	0	0	0	0	0	232	0	35	267
2nd	Circuit Total ..	27	45	70	25	49	216	6,107	4,047	11,909	3,589	5,063	30,715	2,726	2,594	8,476	2,093	2,120	18,009
3rd	Bond	0	0	0	0	0	0	0	0	0	0	0	0	0	0	0	0	0	0
	Madison	123	117	51	163	31	485	17,443	4,822	3,892	9,103	1,494	36,754	10,083	2,216	2,368	4,928	839	20,434
3rd	Circuit Total ..	123	117	51	163	31	485	17,443	4,822	3,892	9,103	1,494	36,754	10,083	2,216	2,368	4,928	839	20,434
4th	Christian	12	19	13	17	5	66	642	1,350	1,250	1,662	204	5,108	372	650	880	1,910	80	3,892
	Clay	7	12	8	9	12	48	693	612	854	1,315	1,228	4,702	568	465	774	1,055	173	3,035
	Clinton	3	4	3	3	12	25	420	172	322	600	1,300	2,814	260	150	162	400	850	1,822
	Effingham	14	24	23	29	7	97	3,640	1,938	3,486	4,035	408	13,507	1,488	2,104	2,148	3,408	852	10,000
	Fayette	1	9	0	0	7	17	240	670	0	0	1,580	2,490	475	293	465	0	250	1,483
	Jasper	3	10	3	2	15	33	400	588	140	90	620	1,838	506	378	434	146	444	1,908
	Marion	34	30	31	34	27	156	3,470	1,220	2,885	4,538	752	12,865	2,294	1,168	3,592	2,246	2,201	11,501
	Montgomery ..	40	19	8	10	7	84	9,840	2,425	880	1,635	310	15,090	5,424	559	746	560	290	7,579
	Shelby	11	32	3	6	19	71	3,108	1,410	386	530	913	6,347	1,048	989	527	230	569	3,363
4th	Circuit Total ..	125	159	92	110	111	597	22,453	10,385	10,203	14,405	7,315	64,761	12,435	6,756	9,728	9,955	5,709	44,583
5th	Clark	4	7	1	1	10	23	310	210	104	480	370	1,474	0	30	0	240	395	665
	Coles/ Cumberland	51	35	16	47	52	201	3,487	1,914	739	1,927	1,110	9,177	6,474	3,440	1,446	3,704	2,204	17,268
	Edgar	2	6	0	15	31	54	400	580	0	1,100	450	2,530	42	284	0	438	331	1,095
	Vermilion	44	114	110	360	77	705	6,891	6,783	21,063	25,433	3,672	63,842	4,402	5,479	17,049	20,336	3,161	50,427
5th	Circuit Total ..	101	162	127	423	170	983	11,088	9,487	21,906	28,940	5,602	77,023	10,918	9,233	18,495	24,718	6,091	69,455

ANNUAL PUBLIC SERVICE EMPLOYMENT (P.S.E.) STATISTICS
JANUARY 1, 1988 — DECEMBER 31, 1988

Circuit	County	Number of Probationers Ordered to Perform Public Service						Total Number of Hours of P.S.E. Ordered During 1988						Total Number of Hours Completed During Year					
		Adult Felony	Adult Misd.	DUI	Other Traffic	Juvenile	Total	Adult Felony	Adult Misd.	DUI	Other Traffic	Juvenile	Total	Adult Felony	Adult Misd.	DUI	Other Traffic	Juvenile	Total
6th	Champaign ...	231	222	154	219	167	993	23,480	13,625	16,805	15,865	8,199	77,974	13,650	8,757	16,038	10,634	6,158	55,237
	DeWitt	3	0	3	0	2	8	250	0	350	0	30	630	150	0	200	0	50	400
	Douglas	5	14	14	7	4	44	1,000	667	925	1,240	89	3,921	690	512	357	283	134	1,976
	Macon	8	5	2	5	101	121	1,270	230	730	850	7,173	10,253	50	70	120	400	5,185	5,825
	Moultrie	3	4	4	0	21	32	1,075	194	950	0	412	2,631	1,067	182	719	0	317	2,285
	Piatt	4	4	4	4	13	29	560	160	400	465	435	2,020	100	37	0	0	110	247
6th	Circuit Total ..	254	249	181	235	308	1,227	27,635	14,876	20,160	18,420	16,338	97,429	15,707	9,558	17,434	11,317	11,954	65,970
7th	Greene	5	3	8	32	0	48	980	128	320	512	0	1,940	378	111	357	541	0	1,387
	Jersey	4	19	24	9	13	69	230	1,127	1,337	384	588	3,666	230	911	1,213	322	588	3,264
	Macoupin	5	1	20	7	10	43	372	4	1,957	1,264	570	4,167	62	4	1,044	24	470	1,604
	Morgan	16	28	20	9	19	92	3,260	2,876	3,017	1,410	670	11,233	221	863	2,884	793	381	5,142
	Sangamon	28	125	100	2	20	275	4,695	20,121	9,130	120	635	34,701	3,214	7,592	6,133	27	539	17,505
	Scott	0	0	0	0	0	0	0	0	0	0	0	0	0	0	0	0	0	0
7th	Circuit Total ..	58	176	172	59	62	527	9,537	24,256	15,761	3,690	2,463	55,707	4,105	9,481	11,631	1,707	1,978	28,902
8th	Adams	25	107	24	10	13	179	1,480	3,060	775	680	285	6,280	1,058	2,540	765	660	416	5,439
	Brown	1	5	1	0	1	8	100	360	180	0	40	680	0	220	0	0	86	306
	Calhoun	2	6	1	0	4	13	364	93	50	0	75	582	354	93	50	0	75	572
	Cass	6	13	2	4	6	31	510	670	220	330	210	1,940	500	625	190	275	35	1,625
	Mason	12	10	4	7	13	46	224	570	482	1,120	497	2,893	894	800	255	1,280	735	3,964
	Menard	7	15	11	5	10	48	520	690	680	440	800	3,130	260	350	342	440	402	1,794
	Pike	1	7	3	0	10	21	30	190	90	0	280	590	30	124	90	0	162	406
	Schuyler	1	26	1	1	16	45	200	870	80	200	715	2,065	200	720	80	200	475	1,675
8th	Circuit Total ..	55	189	47	27	73	391	3,428	6,503	2,557	2,770	2,902	18,160	3,296	5,472	1,772	2,855	2,386	15,781
9th	Fulton	21	21	2	1	4	49	2,712	2,910	340	80	160	6,202	1,060	1,103	0	480	160	2,803
	Hancock	0	1	0	0	12	13	0	15	0	0	320	335	100	50	0	0	445	595
	Henderson ...	1	1	0	0	4	6	200	60	0	0	240	500	40	0	0	0	40	80
	Knox	3	53	7	17	0	80	164	1,624	811	1,864	0	4,463	304	1,072	117	1,926	0	3,419
	McDonough ..	12	17	0	1	1	31	1,555	2,005	0	20	24	3,604	425	400	80	20	24	949
	Warren	0	0	0	1	13	14	0	0	0	240	260	500	0	40	0	0	233	273
9th	Circuit Total ..	37	93	9	20	34	193	4,631	6,614	1,151	2,204	1,004	15,604	1,929	2,665	197	2,426	902	8,119
10th	Putnam/ Marshall/ Stark	0	17	11	15	41	84	0	620	425	300	2,660	4,005	0	545	425	300	2,862	4,132
	Peoria	136	474	35	250	69	964	19,712	27,679	3,058	22,834	2,815	76,098	10,857	18,297	2,445	13,727	2,197	47,523
	Tazewell	36	55	113	144	47	395	7,700	3,547	13,324	11,181	2,960	38,712	4,962	1,859	5,068	3,269	1,975	17,133
10th	Circuit Total ..	172	546	159	409	157	1,443	27,412	31,846	16,807	34,315	8,435	118,815	15,819	20,701	7,938	17,296	7,034	68,788
11th	Ford	3	1	5	4	9	22	600	100	654	656	753	2,763	487	0	168	320	473	1,448
	Livingston	7	24	4	19	31	85	1,533	727	224	647	735	3,866	826	537	533	469	566	2,931
	Logan	19	27	26	0	10	82	1,215	1,589	2,937	780	460	6,981	407	931	1,792	100	330	3,560
	McLean	45	25	64	35	25	194	4,936	2,025	6,949	5,800	884	20,594	3,166	1,089	5,369	4,417	588	14,629
	Woodford	8	14	16	7	4	49	1,310	880	1,520	590	136	4,436	460	1,070	1,379	560	158	3,627
11th	Circuit Total ..	82	91	115	65	79	432	9,594	5,321	12,284	8,473	2,968	38,640	5,346	3,627	9,241	5,866	2,115	26,195

ANNUAL PUBLIC SERVICE EMPLOYMENT (P.S.E.) STATISTICS
JANUARY 1, 1988 — DECEMBER 31, 1988

Circuit	County	Number of Probationers Ordered to Perform Public Service						Total Number of Hours of P.S.E. Ordered During 1988						Total Number of Hours Completed During Year					
		Adult Felony	Adult Misd.	DUI	Other Traffic	Juvenile	Total	Adult Felony	Adult Misd.	DUI	Other Traffic	Juvenile	Total	Adult Felony	Adult Misd.	DUI	Other Traffic	Juvenile	Total
12th	Will	7	8	4	10	164	193	750	1,890	560	2,540	6,872	12,612	493	700	340	1,480	1,920	4,933
12th	Circuit Total ..	7	8	4	10	164	193	750	1,890	560	2,540	6,872	12,612	493	700	340	1,480	1,920	4,933
13th	Bureau	3	7	0	1	53	64	898	410	0	180	1,370	2,858	0	80	0	0	614	694
	Grundy	0	6	0	1	9	16	0	520	0	240	240	1,000	0	230	0	90	140	460
	LaSalle	2	3	1	5	12	23	40	199	60	900	216	1,415	12	50	60	180	216	518
13th	Circuit Total ..	5	16	1	7	74	103	938	1,129	60	1,320	1,826	5,273	12	360	60	270	970	1,672
14th	Henry	3	10	5	1	24	43	950	432	316	480	1,469	3,647	46	112	151	40	1,176	1,525
	Mercer	2	14	1	18	11	46	185	499	200	1,333	660	2,877	0	529	200	906	446	2,081
	Rock Island ...	19	219	62	209	417	926	4,020	9,038	6,436	12,277	10,646	42,417	5,001	9,122	6,705	14,770	10,605	46,203
	Whiteside	29	56	29	45	48	207	6,262	3,085	3,577	2,390	2,605	17,919	2,876	3,187	5,794	2,269	2,407	16,533
14th	Circuit Total ..	53	299	97	273	500	1,222	11,417	13,054	10,529	16,480	15,380	66,860	7,923	12,950	12,850	17,985	14,634	66,342
15th	Carroll	1	0	0	0	1	2	56	0	0	0	100	156	0	40	0	0	0	40
	Jo Daviess	0	4	1	0	14	19	0	260	180	0	480	920	0	124	180	0	250	554
	Lee	12	71	33	26	60	202	1,610	1,381	3,458	612	1,566	8,627	2,200	1,850	2,579	797	1,832	9,258
	Ogle	25	205	96	113	30	469	2,198	3,688	2,608	940	1,145	10,579	946	2,407	2,324	1,000	436	7,113
	Stephenson ...	41	109	109	34	22	315	3,498	4,482	5,353	721	706	14,760	1,887	3,355	3,791	518	667	10,218
15th	Circuit Total ..	79	389	239	173	127	1,007	7,362	9,811	11,599	2,273	3,997	35,042	5,033	7,776	8,874	2,315	3,185	27,183
16th	DeKalb	13	280	42	49	72	456	1,437	7,777	2,474	2,499	1,671	15,858	372	6,275	1,949	1,631	1,523	11,750
	Kane	121	164	64	217	156	722	15,114	5,283	4,432	23,715	3,343	51,887	7,685	3,359	2,642	8,641	2,851	25,178
	Kendall	5	2	35	15	7	64	1,456	900	4,800	2,948	228	10,332	0	0	0	0	148	148
16th	Circuit Total ..	139	446	141	281	235	1,242	18,007	13,960	11,706	29,162	5,242	78,077	8,057	9,634	4,591	10,272	4,522	37,076
17th	Boone	11	15	12	12	26	76	1,476	767	712	785	894	4,634	689	413	520	355	462	2,439
	Winnebago ...	100	98	173	128	302	801	8,765	6,350	16,806	15,305	10,506	57,732	7,563	5,378	13,749	11,582	8,963	47,235
17th	Circuit Total ..	111	113	185	140	328	877	10,241	7,117	17,518	16,090	11,400	62,366	8,252	5,791	14,269	11,937	9,425	49,674
18th	DuPage	121	326	360	247	54	1,108	12,112	21,414	29,768	41,086	1,023	105,403	11,072	5,992	19,582	26,534	0	63,180
18th	Circuit Total ..	121	326	360	247	54	1,108	12,112	21,414	29,768	41,086	1,023	105,403	11,072	5,992	19,582	26,534	0	63,180
19th	Lake	606	1,299	333	596	113	2,947	73,714	53,286	27,890	56,596	4,650	216,136	40,795	31,525	39,321	20,401	2,662	134,704
	McHenry	40	180	29	63	90	402	3,223	5,535	2,241	7,645	2,427	21,071	2,176	3,966	1,890	3,956	2,376	14,364
19th	Circuit Total ..	646	1,479	362	659	203	3,349	76,937	58,821	30,131	64,241	7,077	237,207	42,971	35,491	41,211	24,357	5,038	149,068
20th	Monroe	1	1	1	1	1	5	40	32	240	240	16	568	40	0	28	176	16	260
	Perry	2	4	9	9	0	24	480	265	697	282	0	1,724	273	40	307	203	0	823
	Randolph	7	5	6	3	5	26	805	258	598	520	146	2,327	190	258	474	458	146	1,526
	St. Clair	55	6	21	18	6	106	8,390	1,132	3,110	3,840	364	16,836	3,840	100	403	1,510	273	6,126
	Washington ..	1	1	2	0	0	4	30	12	180	0	0	222	301	0	300	114	0	715
20th	Circuit Total ..	66	17	39	31	12	165	9,745	1,699	4,825	4,882	526	21,677	4,644	398	1,512	2,461	435	9,450
21st	Iroquois	12	17	1	2	12	44	700	800	100	200	1,650	3,450	475	450	120	150	916	2,111
	Kankakee	10	51	24	166	0	251	665	1,259	2,032	5,003	0	8,959	505	520	1,276	2,431	0	4,732
21st	Circuit Total ..	22	68	25	168	12	295	1,365	2,059	2,132	5,203	1,650	12,409	980	970	1,396	2,581	916	6,843
Cook ...	Cook	906	878	2,453	1,762	191	6,190	188,578	76,463	447,006	269,072	2,225	983,344	0	40,228	294,814	99,637	2,095	436,774
	Downstate Total	2,418	5,096	2,659	3,628	2,823	16,624	310,476	260,478	259,668	329,356	112,012	1,271,990	188,299	162,131	209,148	199,909	84,686	844,173
	State Total	3,324	5,974	5,112	5,390	3,014	22,814	499,054	336,941	706,674	598,428	114,237	2,255,334	188,299	202,359	503,962	299,546	86,781	1,280,947

The Illinois Judicial Branch 1988 Expenditures of State Appropriated Funds

JUDICIAL BRANCH EXPENDITURES

Fiscal Year	Supreme Court	Supreme Court Clerk	Supreme Court Legal Research
1984	2,282,005.	365,127.	147,333.
1985	2,881,038.	368,383.	157,467.
1986	2,938,135.	395,657.	199,816.
1987	3,191,626.	429,177.	208,677.
1988	3,218,696.	513,847.	211,759.

JUDICIAL BRANCH EXPENDITURES

Fiscal Year	Administrative Office	Judicial Management Information System	Judicial Conference
1984	1,154,801.	1,461,062.	340,304.
1985	1,283,349.	1,785,898.	372,896.
1986	1,452,244.	2,915,852.	401,875.
1987	1,520,162.	2,255,617.	448,561.
1988	2,224,652.	2,876,944.	443,441.

JUDICIAL BRANCH EXPENDITURES

Miscellaneous Accounts

Fiscal Year	Travel-Circuit Judges	Travel Court Reporters	Transcription Fees
1984	464,514.	110,183.	1,456,692.
1985	528,779.	112,509.	1,308,767.
1986	518,354.	115,641.	1,391,584.
1987	503,235.	117,067.	1,677,136.
1988	474,515.	105,940.	1,799,999.

JUDICIAL BRANCH EXPENDITURES

Fiscal Year	Illinois Courts Commission	Impartial Medical	Ill. Jury (Pattern) Instruction
1984	5,224.	5,089.	7,510.
1985	2,965.	4,694.	13,127.
1986	-0-	2,178.	13,167.
1987	7,260.	6,161.	19,796.
1988	2,377.	6,887.	24,984.

JUDICIAL BRANCH EXPENDITURES

Fiscal Year	Probation Operation	Probation Training	Probation Subsidy	Probation Grants/Aid	Probation D.U.I.
1984	373,572.	458,333.	6,691,643.	1,231,091.[1]	2
1985	582,313.	469,333.	7,241,818.	7,177,197.	2
1986	672,132.	479,569.	9,247,377.	8,064,450.	99,538.[2]
1987	812,994.	591,173.	14,945,440.	9,444,184.	690,675.
1988	1,362,285.	451,201.	15,044,931.	11,018,523.	1,460,430.

[1]Legislation to provide Probation Grants-in-Aid became effective July 1, 1984.
[2]Legislation to provide Probation D.U.I. became effective FY '86.

JUDICIAL BRANCH EXPENDITURES

Fiscal Year	Probation Research & Evaluation	Probation-OSP Individual Services	Probation Pre-Trial Services
1984	-0-	-0-	-0-
1985	-0-	-0-	-0-
1986	-0-	-0-	-0-
1987	35,986.[1]	43,581.[1]	68,479.[1]
1988	(3)	(2)	(3)

[1]Account established in FY '87.
[2]Appropriation of 31,000.
[3]No appropriation in FY '89.

JUDICIAL BRANCH EXPENDITURES

Fiscal Year	Out-of-State Education Programs	Court Reporters Training	Appellate Co-Ordinator	Cir. Clerk Training	Cir. Clerk Stipend Additional Duties
1984	18,463.	32,564.	10,607.	1	1
1985	23,371.	34,008.	2	36,086.[3]	176,750.[3]
1986	16,795.	35,342.	2	5,700.	353,500.
1987	22,750.	38,445.	2	3,173.	353,500.
1988	29,325.	42,348.	2	15,305.	353,500.

[1]Services not established during this period.
[2]Appellate Co-ordinator appointed by Supreme Court July 1, 1982 on a pilot basis. Program discontinued in 1984.
[3]Circuit Clerk Training & Circuit Clerk Stipend for Additional Duties established in 1985.

JUDICIAL BRANCH EXPENDITURES
Appellate Court - First District

Fiscal Year	Judges	Clerk	Legal Research
1984	1,857,066.	468,109.	375,884.
1985	1,942,327.	468,708.	434,115.
1986	2,189,087.	546,976.	486,674.
1987	2,183,056.	519,737.	463,229.
1988	2,229,708.	618,635.	485,931.

JUDICIAL BRANCH EXPENDITURES
Appellate Court - Second District

Fiscal Year	Judges	Clerk	Legal Research
1984	281,720.	419,705.	227,569.
1985	315,337.	365,170.	236,451.
1986	342,375.	388,354.	249,991.
1987	425,657.	575,267.	263,517.
1988	411,689.	502,949.	308,754.

JUDICIAL BRANCH EXPENDITURES
Appellate Court - Third District

Fiscal Year	Judges	Clerk	Legal Research
1984	187,206.	241,589.	137,248.
1985	221,530.	320,972.	159,792.
1986	255,445.	322,063.	168,402.
1987	260,570.	313,698.	174,784.
1988	271,166.	367,099.	181,669.

JUDICIAL BRANCH EXPENDITURES
Appellate Court - Fourth District

Fiscal Year	Judges	Clerk	Legal Research
1984	210,107.	193,966.	194,514.
1985	220,297.	204,962.	203,409.
1986	220,372.	213,049.	170,573.
1987	260,143.	225,291.	207,686.
1988	245,843.	302,230.	232,599.

JUDICIAL BRANCH EXPENDITURES
Appellate Court - Fifth District

Fiscal Year	Judges	Clerk	Legal Research
1984	190,866.	309,909.	130,651.
1985	197,398.	285,914.	145,110.
1986	212,300.	300,352.	155,525.
1987	226,522.	306,289.	161,792.
1988	257,921.	360,561.	201,542.

JUDICIAL BRANCH EXPENDITURES
SUPREME COURT
ADMINISTRATIVE OFFICE OF THE ILLINOIS COURTS

Fiscal Year	Study of Illinois Judicial System/Court Financing	Mandatory Arbitration
1984	-0-	-0-
1985	-0-	-0-
1986	-0-	-0-
1987	75,000.[1]	-0-[1]
1988	75,758.	112,884.

[1]Account established FY '87.

JUDICIAL BRANCH EXPENDITURES

Fiscal Year	Supreme Court Historical Society	Evaluation of Judicial Performance
1988	311.00[1]	42,992.[1]

[1]Account established in FY '88.

SUPREME COURT
Judicial Payroll

Fiscal Year	Supreme Ct. Judges	Supreme Ct. Clerk	Appellate Judges	Clerk-1st District	Clerk-Other 4 Dist.	Circuit Judges (C)	Circuit Judges (A)	Court Reporters	Assoc. Judges (M)	Ret. Judges Recalled	Admin. Secretaries	Law Clerks - Appl. Judges	Ct. Rep'rs Add'l (Cook)	Ct. Rep'rs Add'l (DuPage)	Cir. Judge Assigned
1984	525,000.	35,500.	2,369,346.	35,000.	140,000.	11,060,963.	13,547,210.	P.D. 252,937. Reg. 15,658,328.	19,876,852.	803,910.	360,000.	2,159,097.	400,834.	30,000.	22,768.
1985	525,000.	50,000.	2,259,459.	45,000.	180,000.	10,963,752.	13,508,278.	P.D. 264,739. Reg. 17,140,677.	20,002,002.	989,677.	360,000.	2,159,972.	466,640.	33,000.	26,768.
1986	595,000.	50,000.	2,301,960.	45,000.	180,000.	12,343,797.	14,173,797.	P.D. 305,054. Reg. 18,404,717.	23,381,041.	1,191,249.	453,666.	2,287,903.	457,107.	30,250.	62,468.
1987	621,776.	52,500.	2,570,698.	47,250.	189,000.	12,911,049.	15,849,679.	P.D. 158,053. Reg. 19,881,662.	25,610,663.	1,090,861.	527,439.	2,515,041.	455,052.	24,750.	58,805.
1988	632,910.	-0-[1]	2,873,797.	-0-[2]	-0-	13,527,751.	16,659,546.	P.D. 176,732. Reg. 21,615,294.	27,354,129.	1,110,861.	555,499.	2,688,840.	455,442.	25,162.	64,627.

[1]Became part of Supreme Court Clerk's Expenditures
[2]Became part of Appellate Court District Expenditures

X
APPENDICES

APPENDIX A
CONSTITUTION OF 1970
ARTICLE VI - THE JUDICIARY

Section 1. Courts

The judicial power is vested in a Supreme Court, an Appellate and Circuit Courts.

Section 2. Judicial Districts

The State is divided into five Judicial Districts for the selection of Supreme and Appellate Court Judges. The First Judicial District consists of Cook County. The remainder of the State shall be divided by law into four Judicial Districts of substantially equal population, each of which shall be compact and composed of contiguous counties.

Section 3. Supreme Court - Organization

The Supreme Court shall consist of seven Judges. Three shall be selected from the First Judicial District and one from each of the other Judicial Districts. Four Judges constitute a quorum and the concurrence of four is necessary for a decision. Supreme Court Judges shall select a Chief Justice from their number to serve for a term of three years.

Section 4. Supreme Court - Jurisdiction

(a) The Supreme court may exercise original jurisdiction in cases relating to revenue, mandamus, prohibition or habeas corpus and as may be necessary to the complete determination of any case on review.

(b) Appeals from judgments of Circuit Courts imposing a sentence of death shall be directed to the Supreme Court as a matter of right. The Supreme Court shall provide by rule for direct appeal in other cases.

(c) Appeals from the Appellate Court to the Supreme Court are a matter of right if a question under the Constitution of the United States or of this State arises for the first time in and as a result of the action of the Appellate Court, or if a division of the Appellate Court certifies that a case decided by it involves a question of such importance that the case should be decided by the Supreme Court. The Supreme Court may provide by rule for appeals from the Appellate Court in other cases.

Section 5. Appellate Court - Organization

The number of Appellate Judges to be selected from each Judicial District shall be provided by law. The Supreme Court shall prescribe by rule the number of Appellate divisions in each Judicial District. Each Appellate division shall have at least three judges. Assignments to divisions shall be made by the Supreme Court. A majority of a division constitutes a quorum and the concurrence of a majority of the division is necessary for a decision. There shall be at least one division in each Judicial District and each division shall sit at times and places prescribed by rules of the Supreme Court.

Section 6. Appellate Court - Jurisdiction

Appeals from final judgments of a Circuit Court are a matter of right to the Appellate Court in the Judicial District in which the Circuit Court is located except in cases appealable directly to the Supreme Court and except that after a trial on the merits in a criminal case, there shall be no appeal from a judgment of acquittal. The Supreme Court may provide by rule for appeals to the Appellate Court from other than final judgments of Circuit Courts. The Appellate Court may exercise original jurisdiction when necessary to the complete determination of any case on review. The Appellate Court shall have such powers of direct review of administrative action as provided by law.

Section 7. Judicial Circuits

(a) The State shall be divided into Judicial Circuits consisting of one or more counties. The First Judicial District shall constitute a Judicial Circuit. The Judicial Circuits within the other Judicial Districts shall be as provided by law. Circuits composed of more than one county shall be compact and of contiguous counties. The General Assembly by law may provide for the division of a circuit for the purpose of selection of Circuit Judges and for the selection of Circuit Judges from the circuit at large.

(b) Each Judicial Circuit shall have one Circuit Court with such number of Circuit Judges as provided by law. Unless otherwise provided by law, there shall be at least one Circuit Judge from each county. In the First Judicial District, unless

otherwise provided by law, Cook County, Chicago, and the area outside of Chicago shall be separate units for the selection of Circuit Judges, with at least twelve chosen at large from the area outside Chicago and at least thirty-six chosen at large from Chicago.

(c) Circuit Judges in each circuit shall select by secret ballot a Chief Judge from their number to serve at their pleasure. Subject to the authority of the Supreme Court, the Chief Judge shall have general administrative authority over his court, including authority to provide for divisions, general or specialized, and for appropriate times and places of holding court.

Section 8. Associate Judges

Each Circuit Court shall have such number of Associate Judges as provided by law. Associate Judges shall be appointed by the Circuit Judges in each circuit as the Supreme Court shall provide by rule. In the First Judicial District, unless otherwise provided by law, at least one-fourth of the Associate Judges shall be appointed from, and reside, outside Chicago. The Supreme Court shall provide by rule for matters to be assigned to Associate Judges.

Section 9. Circuit Courts - Jurisdiction

Circuit Courts shall have original jurisdiction of all justiciable matters except when the Supreme Court has original and exclusive jurisdiction relating to redistricting of the General Assembly and to the ability of the Governor to serve or resume office. Circuit Courts shall have such power to review administrative action as provided by law.

Section 10. Terms of Office

The terms of office of Supreme and Appellate Court Judges shall be ten years; of Circuit Judges, six years; and of Associate Judges, four years.

Section 11. Eligibility for Office

No person shall be eligible to be a Judge or Associate Judge unless he is a United States citizen, a licensed attorney-at-law of this State, and a resident of the unit which selects him. No change in the boundaries of a unit shall affect the tenure in office of a Judge or Associate Judge incumbent at the time of such change.

Section 12. Election and Retention

(a) Supreme, Appellate and Circuit Judges shall be nominated at primary elections or by petition. Judges shall be elected at general or judicial elections as the General Assembly shall provide by law. A person eligible for the office of Judge may cause his name to appear on the ballot as a candidate for Judge at the primary and at the general or judicial elections by submitting petitions. The General Assembly shall prescribe by law the requirements for petitions.

(b) The office of a Judge shall be vacant upon his death, resignation, retirement, removal, or upon the conclusion of his term without retention in office. Whenever an additional Appellate or Circuit Judge is authorized by law, the office shall be filled in the manner provided for filling a vacancy in that office.

(c) A vacancy occurring in the office of Supreme, Appellate or Circuit Judge shall be filled as the General Assembly may provide by law. In the absence of a law, vacancies may be filled by appointment by the Supreme Court. A person appointed to fill a vacancy 60 or more days prior to the next primary election to nominate Judges shall serve until the vacancy is filled for a term at the next general or judicial election. A person appointed to fill a vacancy less than 60 days prior to the next primary election to nominate Judges shall serve until the vacancy is filled at the second general or judicial election following such appointment.

(d) Not less than six months before the general election preceding the expiration of his term of office, a Supreme, Appellate or Circuit Judge who has been elected to that office may file in the office of the Secretary of State a declaration of candidacy to succeed himself. The Secretary of State, not less than 63 days before the election, shall certify the Judge's candidacy to the proper election officials. The names of Judges seeking retention shall be submitted to the electors, separately and without party designation, on the sole question whether each Judge shall be retained in office for another term. The retention elections shall be conducted at general elections in the appropriate Judicial District, for Supreme and Appellate Judges, and in the circuit for Circuit Judges. The affirmative vote of three-fifths of the electors voting on the question shall elect the Judge to the office for a term commencing on the first Monday in December following his election.

(e) A law reducing the number of Appellate or Circuit Judges shall be without prejudice to the right of the Judges affected to seek retention in office. A reduction shall become effective when a vacancy occurs in the affected unit.

Section 13. Prohibited Activities

(a) The Supreme Court shall adopt rules of conduct for Judges and Associate Judges.

(b) Judges and Associate Judges shall devote full time to judicial duties. They shall not practice law, hold a position of profit, hold office under the United States or this State or unit of local government or school district or in a political party.

Service in the State militia or armed forces of the United States for periods of time permitted by rule of the Supreme Court shall not disqualify a person from serving as a Judge or Associate Judge.

Section 14. Judicial Salaries and Expenses - Fee Officers Eliminated

Judges shall receive salaries provided by law which shall not be diminished to take effect during their terms of office. All salaries and such expenses as may be provided by law shall be paid by the State, except that Appellate, Circuit and Associate Judges shall receive such additional compensation from counties within their district or circuit as may be provided by law. There shall be no fee officers in the judicial system.

Section 15. Retirement - Discipline

(a) The General Assembly may provide by law for the retirement of Judges and Associate Judges at a prescribed age. Any retired Judge or Associate Judge, with his consent, may be assigned by the Supreme Court to judicial service for which he shall receive the applicable compensation in lieu of retirement benefits. A retired Associate Judge may be assigned only as an Associate Judge.

(b) A Judicial Inquiry Board is created. The Supreme Court shall select two Circuit Judges as members and the Governor shall appoint four persons who are not lawyers and three lawyers as members of the Board. No more than two of the lawyers and two of the non-lawyers appointed by the Governor shall be members of the same political party. The terms of Board members shall be four years. A vacancy on the Board shall be filled for a full term in the manner the original appointment was made. No member may serve on the Board more than eight years.

(c) The Board shall be convened permanently, with authority to conduct investigations, receive or initiate complaints concerning a Judge or Associate Judge and file complaints with the Courts Commission. The Board shall not file a complaint unless five members believe that a reasonable basis exists (1) to charge the Judge or Associate Judge with willful misconduct in office, persistent failure to perform his duties, or other conduct that is prejudicial to the administration of justice or that brings the judicial office into disrepute, or (2) to charge that the Judge or Associate Judge is physically or mentally unable to perform his duties. All proceedings of the Board shall be confidential except the filing of a complaint with the Courts Commission. The Board shall prosecute the complaint.

(d) The Board shall adopt rules governing its procedures. It shall have subpoena power and authority to appoint and direct its staff. Members of the Board who are not Judges shall receive per diem compensation and necessary expenses; members who are Judges shall receive necessary expenses only. The General Assembly by law shall appropriate funds for the operation of the Board.

(e) A Courts Commission is created consisting of one Supreme Court Judge selected by that Court, who shall be its chairman, two Appellate Court Judges selected by that Court, and two Circuit Judges selected by the Supreme Court. The Commission shall be convened permanently to hear complaints filed by the Judicial Inquiry Board. The Commission shall have authority after notice and public hearing, (1) to remove from office, suspend without pay, censure or reprimand a Judge or Associate Judge for willful misconduct in office, persistent failure to perform his duties, or other conduct that is prejudicial to the administration of justice or that brings the judicial office into disrepute, or (2) to suspend, with or without pay, or retire a Judge or Associate Judge who is physically or mentally unable to perform his duties.

(f) The concurrence of three members of the Commission shall be necessary for a decision. The decision of the Commission shall be final.

(g) The Commission shall adopt rules governing its procedures and shall have power to issue subpoenas. The General Assembly shall provide by law for the expenses of the Commission.

Section 16. Administration

General administrative and supervisory authority over all courts is vested in the Supreme Court and shall be exercised by the Chief Justice in accordance with its rules. The Supreme Court shall appoint an administrative director and staff, who shall serve at its pleasure, to assist the Chief Justice in his duties. The Supreme Court may assign a Judge temporarily to any court and an Associate Judge to serve as an Associate Judge on any Circuit Court. The Supreme Court shall provide by rule for expeditious and inexpensive appeals.

Section 17. Judicial Conference

The Supreme Court shall provide by rule for an annual judicial conference to consider the work of the courts and to suggest improvements in the administration of justice and shall report thereon annually in writing to the General Assembly not later than January 31.

Section 18. Clerks of Courts

(a) The Supreme Court and the Appellate Court Judges of each Judicial District, respectively, shall appoint a clerk and other non-judicial officers for their Court or District.

(b) The General Assembly shall provide by law for the election, or for the appointment by Circuit Judges, of clerks and other non-judicial officers of the Circuit Courts and for their terms of office and removal for cause.

(c) The salaries of clerks and other non-judicial officers shall be as provided by law.

Section 19. State's Attorneys - Selection, Salary

A State's Attorney shall be elected in each county in 1972 and every fourth year thereafter for a four year term. One State's Attorney may be elected to serve two or more counties if the governing boards of such counties so provide and a majority of the electors of each county voting on the issue approve. A person shall not be eligible for the office of State's Attorney unless his is a United States citizen and a licensed attorney-at-law of this State. His salary shall be provided by law.

APPENDIX B
ADMINISTRATIVE OFFICE OF THE ILLINOIS COURTS

Historical Development

The predecessor of the present Administrative Office of the Illinois Courts was a statutory entity created by the General Assembly in 1959 and was known as the Court Administrator's Office. The office was chiefly concerned with studying caseloads to determine the needs of individual courts for assistance and to provide a statistical background for further studies. It was superseded on January 1, 1964, by the Administrative Office of the Illinois Courts which was established by an amendment to the Judicial Article of the 1870 Constitution.

The 1964 Judicial Article directed that the "Supreme Court shall appoint an administrative director and staff, who shall serve at its pleasure, to assist the Chief Justice in his administrative duties." That provision was retained, virtually intact, by Section 16, Article VI of the 1970 Constitution. Thus, the fledgling administrator's office of 1959 was continued and conferred with constitutional dignity in 1964 and 1970. Two Illinois constitutional commentators, Messrs. Braden and Cohn, in analyzing this section have stated that "only five (states) have a constitutional office similar to the administrative director provided by Illinois . . .", and the authors noted that the constitutional grant of administrative power to the Supreme Court as exercised by the Chief Justice through the Administrative Director is an excellent "mechanism for a coordinated and efficient administration of the judicial system." Braden and Cohn, *The Illinois Constitution: An Annotated and Comparative Analysis,* on page 333.

During the years that it has been in existence, the Administrative Office has developed and correspondingly it has taken on, and has been assigned by the Supreme Court, greater duties and responsibilities. The growth of the office has been carefully nurtured by a succession of highly qualified and distinguished men: Henry P. Chandler, former administrator of the federal court system; Albert J. Harno, former dean of the University of Illinois College of Law; Hon. John C. Fitzgerald, a retired Circuit Judge and former dean of the School of Law of Loyola University, Chicago; John W. Freels, former general counsel of the Illinois Central Railroad; Roy O. Gulley, former Chief Judge of the Second Judicial Circuit; acting Director William M. Madden; and Samuel D. Conti, former Regional Director for the National Center for State Courts.

Today, the Administrative Office has more than 125 employees who serve the Supreme Court and supervise the activities of all the courts in the State and court-related personnel.

The appointment of Samuel D. Conti as Director during 1987 and the implementation of the recommendations contained in the National Center for State Courts Report on the Administrative Office should serve to enable the administrative office to address the administrative needs of the Illinois judicial system in the coming years.

APPENDIX C
JUDICIAL SALARY STRUCTURE

Supreme Court Justices—$93,266
Appellate Court Judges—$87,780
Circuit Court Judges—$80,599
Associate Judges—$75,113

APPENDIX D

GENEALOGY OF
JUDGES OF THE ILLINOIS SUPREME COURT

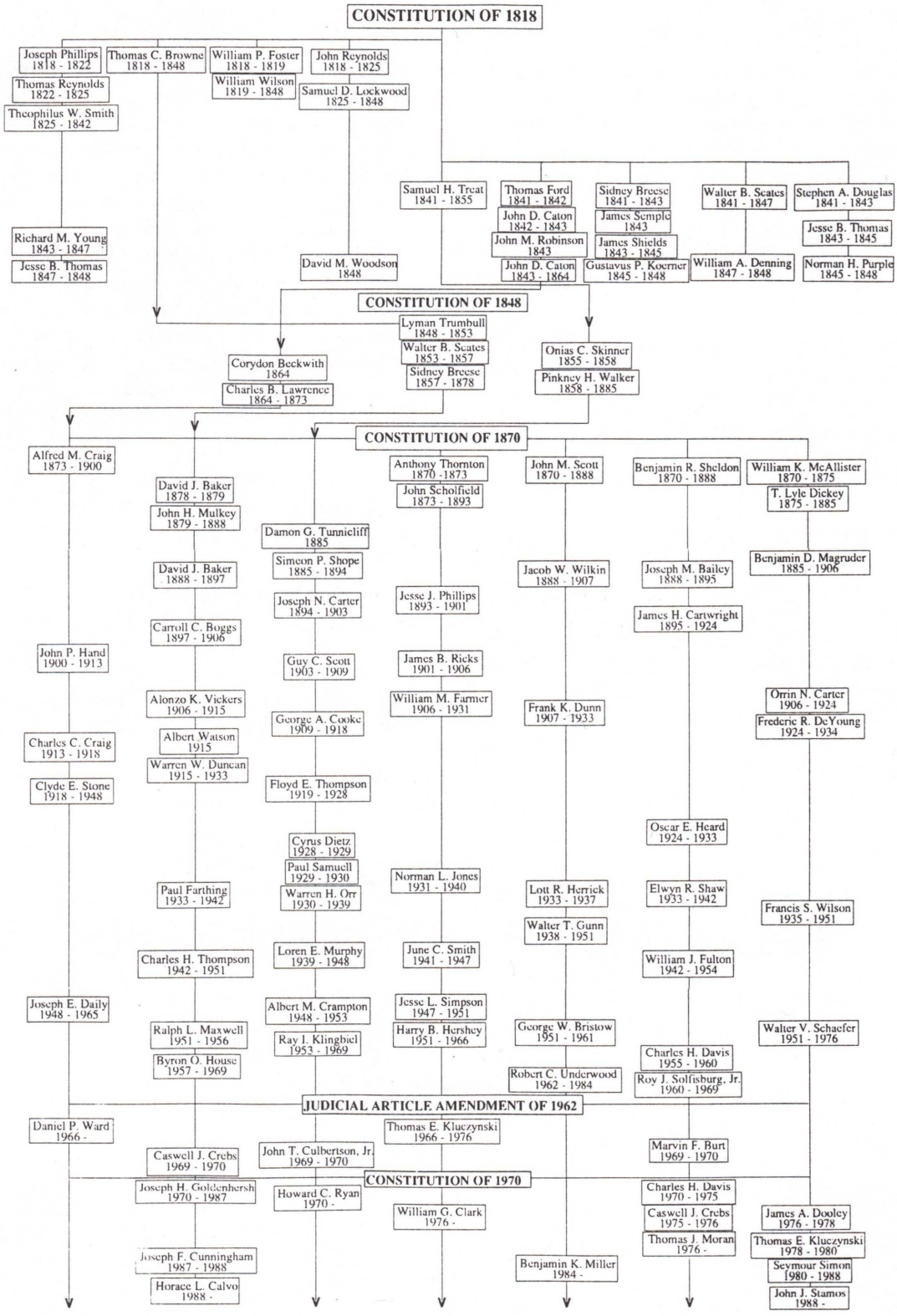

APPENDIX E

February 10, 1988, Annual Report of the Supreme Court to the Legislature from Chief Justice Thomas J. Moran.

CHAMBERS OF
THOMAS J. MORAN
CHIEF JUSTICE
SUPREME COURT OF ILLINOIS

POST OFFICE BOX 432
838 NORTH WESTERN AVENUE
LAKE FOREST, ILLINOIS 60045
312-295-3137

February 10, 1988

Honorable Philip J. Rock, President
Senate of the State of Illinois
Capitol Building
Springfield, Illinois 62706

Honorable Michael J. Madigan, Speaker
House of Representatives
State of Illinois
Capitol Building
Springfield, Illinois 62706

Gentlemen:

The following report is submitted in accordance with section 17 of article VI of the Illinois Constitution of 1970 which provides: "The Supreme Court shall provide by rule for an annual judicial conference to consider the work of the courts and to suggest improvements in the administration of justice and shall report thereon annually in writing to the General Assembly ***."

In making the suggestions contained in this and in prior reports, the Supreme Court is fully cognizant of the respective roles of the General Assembly and the courts, and does not intend to intrude upon the prerogatives of the General Assembly in determining what legislation should be enacted. It is gratifying, however, to note that the General Assembly over the years has acted to implement many of the suggestions made by the Court. I respectfully submit that the attached suggestions merit the consideration of the General Assembly.

Respectfully,

Thomas J. Moran

Thomas J. Moran
Chief Justice

cc: Members of the General Assembly

ANNUAL REPORT OF THE SUPREME COURT TO THE GENERAL ASSEMBLY

During the past year our nation celebrated the bicentennial anniversary of the United States Constitution. It was a time of reflection as well as celebration, a time during which we took a serious look not only at how well this remarkable document has served us in the past, but also considered its future. John Marshall, a member of the Virginia ratifying convention, said that the Constitution "was intended to endure for ages to come and be adapted to the crises of human affairs." How well it could be so adapted, and what those crises were, Marshall learned later as Chief Justice of the United States. I think we can all agree that our Constitution has proven to be a remarkably flexible, as well as durable, document. We can forget at times how radical a departure it was when it was first framed; a written constitution marked a departure then, but it proved to be a significant one. Now only a handful of countries are without written constitutions, although too many of them remain documents which are tokens of good government, not real charters. This cannot be said of the United States Constitution, which, along with the state constitutions, make up the framework of a living and growing, ever-lively body of law.

Of course, the form of government we adopted two hundred years ago continues to change, though its basic charter remains the same. That change is perhaps felt with special force at the state level, as all members of the General Assembly are only too well aware. One of the gifts we were given by the framers of the federal constitution was a three-fold division of power which has served us well at the state level. Our separate branches of government are independent of one another, and at the same time we have a responsibility to one another, a responsibility which is ultimately one of service to the people of Illinois. I would like to bring before you some issues which are vital to the future performance of this service by the Illinois courts.

Administrative Office Reorganization

The central work of the courts, their mandate in a free society, is to do justice. This is simply stated, but not so simply done. If cases are to be adjudicated in a fair and timely fashion, the courts must be administered in a way which allows for their smooth functioning. Aware of this fact, the General Assembly has provided general revenue funds for a study of the organization and operation of the Administrative Office of the Illinois Courts.

The Supreme Court is pleased to announce that as a result of that study, which was conducted by the National Center for State Courts, a major reorganization of the Administrative Office has begun. This will touch every aspect of the office's functioning. The reorganization of the Supreme Court's Administrative Office will enable us to address more effectively some important subjects facing our courts, subjects which I would like to put before you now.

Jury Management System

This issue goes to the heart of our court system. A sufficient number of jurors needed to consider cases must be assured. At the same time, jury duty must be seen as something other than an onerous burden. The work of a juror should be seen positively, as a citizen's duty and as an important expression of citizenship. Like voting, it is one of the ways through which we continue to preserve and extend our freedoms. A statewide Jury System Management Study will enable the Administrative Office to survey jury practices throughout Illinois, make a comparative analysis of Illinois practices with national jury use and management standards, and embark on a program to create a positive sense of jury service, as well as ensure a sufficient supply of jurors. In addition, jury duty offers an opportunity for participating citizens to learn about the judicial system, an element of our form of government which is too often shrouded in mystery.

Research Support for Trial Courts

The smooth functioning of the courts also requires a high level of legal research. A Central Trial Court Legal Research Unit, composed of a small number of staff attorneys serving as law clerks, could assist trial court judges around the state in conducting, on behalf of the courts, the legal research necessary to trial work. The experience of other states has shown this to be a cost-effective and efficient method of assisting judges. At present such central law clerk services are available in Cook County and in some larger counties but most circuit courts are without this useful research service.

Uniform Court Personnel System

A uniform personnel system governing state-paid non-judicial employees is an essential component of the day-to-day functioning of the courts. During the coming fiscal year the Supreme Court plans to develop such a system, putting into place a single salary administration program which would include a graded compensation schedule and objective performance appraisal standards.

Automation of Communications

Any effective reorganization should include a full automation of communications within the judicial system. The Court recognizes a need for a reappraisal of its current policies and practices. This matter will require an assessment of the hardware and software currently in use by courts throughout the state. The goal is an integrated system, with data processing, word processing, office automation, and the capacity for statewide communications, as well as systems for the appellate and circuit courts and court support units. Much of this updating is already underway, but a great deal of work re-

mains to be done before the communications system necessary for a unified court system is itself truly unified.

Child Support Enforcement

One area of great concern to the courts, and of course to all of us, is the future of our children. Assuring a just society under law is the essential work of our court system. No work can be more important or pressing than insuring justice under law for children. The General Assembly has passed a number of laws which deal with this essential social need. The Supreme Court has directed that an extensive review be made of the role of the judiciary in child support enforcement programs in Illinois and other states. The legislative leaders, the Governor, members of the Supreme Court, and other state and local officials have been invited to meet on February 25 and 26 in a program jointly sponsored by the Commission on Intergovernmental Cooperation, the Department of Public Aid, and the Administrative Office of the Illinois Courts. Together we will explore such issues as federal funding to help Illinois in increasing child support collection, revisions to current child support legislation, and other means of advancing the cause of justice in this area, which is so vital to the future of Illinois.

Relieving Our Crowded Courts

A matter of nationwide as well as state concern is the crowding of our court dockets. This is sometimes blamed on the courts themselves, but it may fairly be said that the problem is wider and deeper than anything with which the courts alone can contend. The same social, moral, and civic changes which have made your duties as legislators more difficult have found their way to the courts. As perplexing and frustrating as this may be, there are ways to approach the problem. One is the emerging national trend known as "alternative dispute resolution," an array of conflict resolution options which, under court supervision, would free the court dockets of some of their current caseload without compromising litigants' rights to a high quality of justice. The state's first mandatory court-annexed arbitration program, one example of an alternative dispute resolution technique, is currently underway in the 17th Judicial Circuit. This project, which the Supreme Court administers, requires that civil suits seeking damages of $15,000 or less be presented to a panel of attorney arbitrators for decision and award before proceeding to trial. A second pilot project is planned for the Cook County circuit court. The anticipated benefit is that cases resolved in this fashion will be disposed in less than a year after their filing, as opposed to the far longer delays which may be encountered on our trial dockets. Arbitration is not the only promising area for such innovative approaches to case-load reduction. Others include divorce and custody mediation, and the "mini-trial." Other jurisdictions have experimented with alternative dispute resolution procedures, and we can learn much from their experience. Ultimately, the goal is to offer to the people of Illinois a judicial system which allows a variety of court-supervised options for conflict resolution, while retaining its traditional case adjudication methods for those cases which require formal trial.

Problem Areas Requiring Legislative Remedy

A number of other problem areas which lie within the jurisdiction of the courts have become apparent recently, many of them noted in Supreme Court decisions. They require legislative remedy and merit the attention of the General Assembly. Although they are listed in detail in the attached legislative recommendations, there are some areas which should be especially emphasized here, because they deal in central ways with the functioning of our legal system and the administration of the courts.

Full State Funding of the Judicial Branch

In Illinois we have a constitutionally mandated unified court system, a nationally recognized model. The full benefits of this system have yet to be realized, and one significant obstacle stands in the way. The reviewing courts and their operations are now state-funded, but the courts which contend with the highest case volume, the circuit courts, are funded in an inconsistent and divided fashion.

At present the state pays the salaries of trial judges, the chief judge's administrative assistant, and court reporters, and gives subsidies for probation and court services departments. The state also provides limited stipends to the circuit clerks, but does not pay circuit clerk salaries. Counties are responsible for funding all other circuit court operations, including circuit court office expenses. These expenses include all personnel costs not now funded by the state, and every operating expense from the purchase of paper clips to the construction of new buildings.

It is clear that the intention of the authors of the 1964 judicial reforms and the intention of the 1970 Constitution is that Illinois should have a unified judiciary. The General Assembly has acknowledged the gravity of the situation and has voted to appropriate funds for a study of state financing, now underway. Illinois' current situation makes the circuit courts a patchwork of state and county financing and scrambled fiscal jurisdiction. Full state funding would be a most important movement toward the full unified court system envisioned in our constitution.

Pretrial Release Agencies

Bail reform has been an important item on the legislative agenda in recent years. If judges are to make informed release decisions, they must be able to act on the basis of the most accurate possible information. The General Assembly has been asked by the Supreme Court to implement certain recommendations of an Illinois Judicial Conference subcommittee concerning the administration of bail. The General Assembly responded, and has passed legislation creating pretrial service agencies at the circuit court level. The operational costs of these agencies are to be reimbursed to the counties from funds appropriated to the Supreme Court. These pretrial

release agencies are charged with gathering essential background data regarding pretrial release of persons charged with felonies, and they are to supervise compliance with the terms and conditions of release. Although the creation of pretrial service agencies has been mandated by the General Assembly, their benefits cannot be realized because the required funds have not been appropriated to the Supreme Court.

Conclusion

With the help of the General Assembly, the Supreme Court of Illinois will continue to respond to the needs of Illinois citizens. Some areas mentioned above show that although the separation of powers remains a necessary and enlivening element in our system of government, a fruitful cooperation between the three branches of government is of lasting and genuine service to the people of Illinois.

SECTION 1 — NEW SUGGESTIONS

1. Three recent appellate court decisions (*Adkins v. Sarah Bush Lincoln Health Center* (1987), 158 Ill. App. 3d 982; *Boyd v. Ford* (1985), 133 Ill. App. 3d 626; *In the Matter of Disconnection of Certain Territory* (1982), 111 Ill. App. 3d 339), the Style Manual (2d ed. 1987) published by the Reporter of Decisions for the Illinois Supreme and Appellate Courts, and a recent bar journal article (75 Ill. B.J. 680 (1987)) point out the confusion, misapplication of the statutory law, and inaccuracies wrought by the unofficial statutory law of Illinois — the Illinois Revised Statutes. If the Illinois Revised Statutes confound lawyers and judges who are trained in the law, then nonlawyers of ordinary intelligence must be stupefied by the statute books. Furthermore, as explained in the bar journal article, the Illinois Revised Statutes are poorly organized and, because of editorial insertions, they duplicate in part statutory material, thereby causing waste. The last official compilation of the revised statutes was done by the General Assembly in 1874. The structure and composition of the official compilation of Illinois statutes is a governmental function. After a hiatus of more than a century, the General Assembly should consider a recodification of the official statutory law of Illinois.

2. On three occasions within the last 10 years, the Supreme Court has urged the General Assembly to implement recommendations concerning the administration of bail in Illinois that were promulgated by a study committee of the Illinois Judicial Conference. The General Assembly responded favorably, and most recently, effective July 1, 1987, provided in "An Act in relation to pretrial services" for the creation at the circuit court level of pretrial services agencies. (Ill. Rev. Stat. 1987 Supp., ch. 38, par. 301 *et seq.*) The agencies are charged with gathering accurate background data regarding pretrial release of persons charged with felonies and with supervising compliance with the terms and conditions on release. The Supreme Court is to pay the operational costs of these agencies. However, the General Assembly has not appropriated funds to the Supreme Court for this purpose. Thus, while the legislature has mandated the circuit courts to establish pretrial services agencies, it has not appropriated the required funds and, consequently, such agencies have not been established. (See P.A. 85-88 where in a line item $2 million was appropriated but was vetoed by the Governor, which veto was not overridden by the legislature.) The General Assembly should appropriate funds so that pretrial services agencies may be established and become operational.

3. Section 510(a) of the Illinois Marriage and Dissolution of Marriage Act provides in relevant part that child support may be modified "only upon a showing of a substantial change in circumstances." (Ill. Rev. Stat., ch. 40, par. 510(a).) In *In re Marriage of Bussey* (1985), 108 Ill. 2d 286, the Court, after noting the parties had stipulated to a material change in circumstances, held that in determining the modified child-support payments the trial court is to consider all relevant factors including those specified in what is now section 505(a)(2) (Ill. Rev. Stat., ch. 40, par. 505(a)(2)). Section 505(a), however does not state that it applies to section 510(a) modifications. Subsequently, section 505 was amended by adding "child-support guidelines" (Ill. Rev. Stat., ch. 40, par. 505(a)(1)). The appellate court is split on the question of whether the section 505(a)(1) guidelines, which the trial court must follow or explain why it is deviating from them, are applicable to section 510(a) child-support modifications. (Compare *In re Marriage of Erickson* (1985), 136 Ill. App. 3d 907, with *Deardeuff v. Deardeuff* (1986), 149 Ill. App. 3d 406.) The General Assembly should clarify whether or not the section 505(a)(1) guidelines apply to section 510(a) child-support modifications. See H.B. 2350.

4. Section 9, article I, of the Illinois Constitution was amended, effective November 25, 1986, by excepting from release on bail persons who are charged with felony offenses punishable by a mandatory prison sentence, when the court, after a hearing, determines that release of the person would pose a real and present threat to any person's physical safety. Section 9 was amended further to provide, "Any costs accruing to a unit of local government as a result of the denial of bail pursuant to the 1986 Amendment to this Section shall be reimbursed by the State to the unit of local government." (Ill. Const. 1970, art. I, sec. 9 (1986).) Public Act 85-892 (eff. Nov. 4, 1987) implements amended section 9. It provides, *inter alia,* that the "Supreme Court shall reimburse, from funds appropriated to it by the General Assembly" the counties at the rate of $50 a day for each day that a person is detained in the custody of the sheriff because he was denied bail for a mandatory prison offense. There are two concerns about the "reimbursement provision" of the new law. First, the General Assembly has not appropriated any funds from which the counties can be reimbursed. Second, and more importantly, the new provision places the reimbursement responsibility in the judicial branch of government, the Supreme Court, even though the responsibility is a fiscal one having no relationship to the judicial system. It would appear that such a reimbursement function is better reposed in an executive branch law enforcement or fiscal agency.

5. Sections 11-207, 11-208 and 20-204 of the Illinois Vehicle Code (Ill. Rev. Stat., ch. 95½, pars. 11-207,

11-208, 20-204), as well as other statutory provisions, authorize "local authorities" (e.g., political subdivisions of the State, municipalities, etc.) to enact local traffic ordinances and regulations. The circuit court clerks, and the Secretary of State in particular, report that there is wide disparity in the local authorities' traffic ordinance-numbering systems; as a consequence of this lack of uniformity, the clerks and Secretary have difficulty in discharging their statutory reporting and report-collection duties with regard to determining, by a mere examination of the traffic ticket which cites the local ordinance violated, the "comparability" of the local ordinance with the Illinois Vehicle Code offense. The Illinois Judicial Conference executive committee and its legislative subcommittee, as well as a subcommittee of the Conference of Chief Circuit Judges, believe that the General Assembly should study whether the appropriate provisions of the Illinois Vehicle Code and any other relevant statutory provisions should provide that local traffic ordinances use numbering systems permitting manual and computer recognition of comparable State-law offenses.

6. Section 27.3a of "An Act to revise the law in relation to clerks of court" (Ill. Rev. Stat., ch. 25, par. 27.3a) authorizes circuit clerks to collect court automation fees to defray the expenses of establishing automated recordkeeping systems. The circuit courts are in various stages of implementing automated recordkeeping systems and have a critical need for continuation of the source of funding created in 1985 in order to complete the work begun and to maintain those systems already in place. The authority of the circuit clerks to collect court automation fees will expire on January 1, 1990. The Conference of Chief Circuit Judges does support and endorse the introduction of legislation which would cause the repeal of the January 1, 1990 repealer presently contained in the law authorizing collection of a court automation fee, the proceeds of which are used to fund automated recordkeeping systems in the circuit courts.

SECTION II — CONTINUING LEGISLATIVE CONCERNS

1. Section 5-3-1 of the Unified Code of Corrections requires the court to order and consider a presentence report prior to imposing sentence upon a defendant found guilty of a felony, subject to certain exceptions not relevant here. The statute goes on to state that the "court may order a presentence investigation of any defendant," *e.g.*, defendant found guilty of an offense not classified as a felony. (Ill. Rev. Stat., ch. 38, par. 1005-3-1).) Section 5-3-2(a) of the Code sets forth matters which must be included in the presentence report. (Ill. Rev. Stat., ch. 38, par. 1005-3-2(a).) It appears that probation officers, and perhaps trial judges, view section 5-3-2(a) as requiring that the matters specified therein be included in the presentence report where such a report is ordered, in the trial judge's discretion, before sentencing a defendant found guilty of a minor offense, such as a misdemeanor or traffic offense. (There is weak authority for that view. See *People v. Young* (1977), 52 Ill. App. 3d 671.) Because the time and effort it takes for a probation officer to complete a "felony" presentence report for a misdemeanant or traffic offender lessens his availability to perform presentence reports for convicted felony defendants, section 5-3-2 should be amended to provide that in minor offense cases the presentence report shall contain only those matters which have been ordered by the trial judge.

2. In *People v. Bushnell* (1984), 101 Ill. 2d 261, defendant sought to vacate her 20 year old judgment of conviction for misdemeanor theft so that she could seek thereafter an order to expunge her record of arrest and conviction therefor. The Court ruled that neither the expungement of criminal records statutes (see Ill. Rev. Stat., ch. 38, par. 206-5) nor common law or constitutional law permit expungement of a judgment of conviction where a sentence of probation had been imposed. The Court said that there are "'obvious advantages in purging oneself of the stigma and disabilities'" of a conviction, particularly where the person has led a long law-abiding life following a misdemeanor conviction, but that the issue of providing relief to such persons should be addressed to the legislature. The General Assembly should continue its deliberations in this matter (see, *e.g.*, Senate Bills 304 and 660).

3. Section 8(a) of "An Act concerning fees and salaries ***" (Ill. Rev. Stat., ch. 53, par. 8(a)) entitles the state's attorney to receive fees to be taxed as trial costs and collected from convicted criminal defendants, and if a defendant appeals and the state's attorney successfully defends, then appeal and oral argument fees are also to be taxed against defendant. Section 8(a) is a "relic of another era," and should be re-examined by the legislature in light of today's county budgeting and accounting procedures. See *People v. Crete* (1985), 133 Ill. App. 3d 24, 34, *affirmed on other grounds* (1986), 113 Ill. 2d 156. But see Ill. Rev. Stat., ch. 53, par. 8(b) allowing prosecution fee to municipal attorney for traffic convictions.

4. The statutes permitting use of eavesdropping devices (Ill. Rev. Stat. 1987, ch. 38, par. 108-A *et seq.*) provide that a "circuit judge" must approve or authorize the use of an eavesdropping device. On occasion no circuit judge will be available to rule on an application for use of such devices; for example, all of the circuit judges might be attending the annual meeting of the Judicial Conference. In such situations, an associate judge, who is authorized by Illinois Supreme Court Rule 295 to try felony cases, should be permitted to rule on an eavesdropping application and to enter appropriate orders. The General Assembly should reexamine the eavesdropping statutes in light of Rule 295 and sections 8 and 9 of article VI of the Constitution. In addition the eavesdropping reports required to be filed with the Supreme Court by state's attorneys and the annual eavesdropping report required to be prepared by the Supreme Court and filed with the legislature (Ill. Rev. Stat. 1987 Supp., ch. 38, par. 108A-11) are reporting and report-collection responsibilities better reposed in an executive branch law enforcement agency. At a minimum the annual eavesdropping report requirement imposed on the Supreme Court should be deleted, notwithstanding that the report requirements have recently been reduced (compare Ill. Rev. Stat. 1987 Supp., ch. 38, par. 108A-11 with Ill. Rev. Stat. 1985, ch. 38, par. 108A-11).

5. Section 115-4(f) of the Code of Criminal Procedure (Ill. Rev. Stat., ch. 38, par. 115-4(f)) provides: "After examination by the court the jurors may be examined, passed upon, accepted and tendered by opposing counsel as provided in Supreme Court rules." The Court has adopted Rule 434 (now Rule 434(a)) applicable to criminal cases. (See *People v. Moss* (1985), 108 Ill. 2d 270.) However, sections 21 and 23 of "An Act concerning jurors ***" (Ill. Rev. Stat., ch. 78, pars. 21,23) provide that in civil and criminal cases a party shall examine jurors as to their qualifications and the jury shall be passed on and accepted in panels of four. The Jurors Act, at a minimum, should be amended by deleting the word "criminal" in section 23. The legislature should also amend sections 21 and 23 by incorporating the language of section 115-4(f) of the Code and making it applicable to civil cases. (See *Koester v. Johnson* (1987), 158 Ill. App. 3d 747.) Too, the General Assembly has eliminated now all statutory occupational exemptions from jury duty (see P.A. 85-407 (effective September 15, 1987)) and it would therefore seem appropriate to modernize jury selection in civil cases as suggested above.

6. Section 11-117-4 of the Illinois Municipal Code (Ill. Rev. Stat., ch. 24, par. 11-117-4) and section 3-105 of the Public Utilities Act (Ill. Rev. Stat., ch. 111⅔, par. 3-105) should be amended to provide that rates charged to customers outside of a municipality by a water utility owned or owned and operated by a municipal corporation shall be determined by the Illinois Commerce Commission rather than be agreement of the parties or by the circuit court if there is no agreement. (See *Inland Real Estate Corp. v. Village of Palatine* (1982), 107 Ill. App. 3d 279, *appeal after remand* (1986), 146 Ill. App. 3d 92.) In any event, fixing of utility rates should be the responsibility of agencies which possess special expertise and not the courts.

7. Sections 11-1 and 11-2 of the Election Code (Ill. Rev. Stat., ch. 46, pars. 11-1, 11-2) concerning change in the boundaries of election precincts and establishment of new election precincts by county boards in certain counties, based on voter population, are confusing and should be re-examined. See *Town of Naples v. County of Scott* (1982), 111 Ill. App. 3d 186.

8. Section 8(a) of the Workers' Compensation Act (Ill. Rev. Stat., ch. 48, par. 138.8(a)) provides the employer of an injured employee shall "pay for treatment, instruction and training necessary for the physical, mental and vocational rehabilitation of the employee, including all maintenance costs and expenses incidental thereto", and if the employee is unable to be self-sufficient, "the employer shall further pay for such maintenance or institutional care as shall be required." The section is silent on procedures to govern proposed rehabilitation programs. The legislature should examine whether rehabilitation counseling and procedures through public or private agencies should be provided for to assist the Industrial Commission and the courts in this area. See *Howlett's Tree Service v. Industrial Com.* (1987), 160 Ill. App. 3d 190.

9. Sections 19(k) and 19(l) of the Workers' Compensation Act (Ill. Rev. Stat., ch. 48, pars. 138.19(k), 138.19(l)) provide for penalties that may be assessed against the one liable to pay compensation where he fails to pay or delays in making payments of compensation benefits. It appears the Industrial Commission is assessing penalties under both sections for the same delay or failure to pay compensation for temporary total disability. (*Board of Education v. Industrial Com.* (1982), 93 Ill. 2d 1; *Board of Education v. Industrial Com.* (1982), 93 Ill. 2d 20.) The sections are overlapping and confusing, and in need of legislative clarification. See H.B. 624.

10. Section 19(f)(2) of the Workers' Compensation Act (Ill. Rev. Stat., ch. 48, par. 138.19(f)(2)) and section 19(f)(2) of the Workers' Occupational Diseases Act (Ill. Rev. Stat., ch. 48, par. 172.54(f)(2)) provide that appeals from circuit court orders reviewing decisions of the Industrial Commission "shall be taken to the Supreme Court in accordance with Supreme Court Rule 302(a)." Prior to February 1, 1984, Rule 302(a) provided "Appeals from final judgments of circuit courts shall be taken directly to the Supreme Court *** (2) in proceedings to review orders of the Industrial Commission ***." On February 1, 1984, however, Rule 302(a) was amended by deleting subparagraph (2), and Rule 22 was amended to provide that such appeals be taken to the Industrial Commission Division of the Appellate Court. (See *Yellow Cab Co. v. Jones* (1985), 108 Ill. 2d 330.) The reference to Supreme Court Rule 302(a) in section 19(f)(2) of both Acts is therefore incorrect and misleading and should be deleted by the legislature.

11. The General Assembly should study whether closely-held, family corporations should continue to be required to contribute to the unemployment insurance fund on behalf of their officer-employees, thereby entitling them to unemployment insurance benefits under the Unemployment Insurance Act (Ill. Rev. Stat., ch. 48, par. 300 *et seq.*). The Act as presently written is subject to manipulation and abuse by unscrupulous corporate owners and officers. *Garland v. Department of Labor* (1984), 104 Ill. 2d 383.

12. A corporate dissolution action may be brought by the Attorney General under the Business Corporation Act of 1983 (Ill. Rev. Stat., ch. 32, par. 12.50(a)) or under "An Act providing for the dissolution of corporations in certain cases" (Ill. Rev. Stat., ch. 32 par. 190 *et seq.*). Two entirely different methods for service by publication are established in these statutes. Thus, if service by publication is required in a corporate dissolution action brought by the Attorney General, the circuit clerk must ascertain the statutory basis for the complaint in order to know what type of notice procedure to follow. A single method of service by publication should be used in these cases.

13. Article 18 of the Illinois Pension Code needs re-examination: (1) P.A. 82-768 amended the Code, effective January 1, 1983, by providing that a judge's pension is to be based on "the average salary for the final year of service as a judge" rather than on his "salary on the last day" of judicial service as previously provided. (See Ill. Rev. Stat., ch. 108½, par. 18-125(b).) In *Felt v. Board of Trustees* (1985), 107 Ill. 2d 158, the Court held the amendment unconstitutional as applied to judges in service on or before January 1, 1983, and did not pass on the amendment's validity as to judges coming into service after that date. The amendment should be repealed; (2) a judge's surviving spouse should receive cost of living increases in the survivor's annuity and the Code should be amended to so provide (see Ill. Rev. Stat., ch. 108½, par. 18-128.01); (3) the State contributions to the "Judges Pension System" are far below the level re-

quired by law, causing the "security ratio" to drop to 20.2%, "the lowest of any [Illinois] public employee retirement system". The legislature should appropriate adequate funds to the System (see 45th Annual Report of Board of Trustees).

14. The State should fund a trial court administration program under which selected multi-county circuits could receive essential, State-supported administrative personnel, equipment and supplies to assist the chief judge in his administrative duties. See H.B. 131 (84th G.A.) (vetoed by Governor).

15. Although Illinois has had a constitutionally unified court system since 1964, an acknowledged model in structure and organization, how the system is funded is a relic of a by-gone era. While the reviewing courts and their allied operations are funded out of State appropriations, the circuit courts — the busiest courts in the State — must still depend upon the counties to fund most of their operations. Presently, the State pays the salaries of trial judges, the chief judge's administrative assistant, and official court reporters, and provides a subsidy to counties for the operation of probation and court services departments. The counties, on the other hand, are responsible for funding all other circuit court operations, including the circuit clerks' offices, ranging from pencil and paper purchases to courthouse construction and renovation. The circuit courts of Illinois are State courts and their funding should come from the appropriations made by the General Assembly. The legislature should study State funding of the operations of the circuit courts. See S.B. 664.

16. Clerks of the circuit court should be appointed by the circuit judges, not elected. See S.J.R.54, passed by 83rd G.A., which created a circuit court budget and finance committee, composed of clerks, legislators, judges, Administrative Office, and public members, to recommend ways of financing clerk's office — however, no funds for the committee's operation were appropriated.

17. Section 1 of "An Act providing for the election and terms of judges of the Appellate Court" (Ill. Rev. Stat., ch. 46, par. 555) was enacted into law to implement that part of the 1962 Judicial Article amendment to the 1870 Constitution creating the appellate court. The Act specifies the number of appellate judges to be elected in 1964 and the length of their terms. The Act having been implemented is now obsolete and should be repealed. Furthermore, section 1 of "An Act in relation to the Appellate Court" (Ill. Rev. Stat., ch. 37, par. 25) establishes the number of appellate judges to be elected in each judicial district, and the 1970 Constitution in article VI, section 10 establishes judges' terms of office.

18. The 83rd and 84th General Assemblies passed a number of bills which were enacted into law and legislatively imposed additional duties upon judges. (See Public Acts 83-1517 ("speedy adjudicatory hearings"), 84-7 (medical malpractice review panels, found unconstitutional in *Bernier v. Burris* (1986), 113 Ill. 2d 219), 84-272 ("judicial driving permit" hearings), and 84-696 ("duty judge" for domestic violence actions).) The 85th General Assembly passed several bills which were enacted into law and increased the number of appellate, circuit, and associate judges. (See Public Acts 85-865 (appellate judges) and 85-866 (circuit and associate judges); see also P.A. 85-903 (amending P.A. 85-865 and 85-866).) In no instance did the legislature, when considering these bills which ultimately became law, require that a judicial note be submitted by the Supreme Court, assessing the impact of the legislation upon the judicial system or the number of judges needed. (See Ill. Rev. Stat., ch. 63, par. 42.61 *et seq.*) The legislature should invoke the "Judicial Note Act" whenever the purpose or effect of a bill is to directly or indirectly increase the number of judges in Illinois.

19. In numerous cases the appellate court has echoed the Supreme Court's condemnation of the practice of filing a hybrid motion combining, in one motion, a prayer for dismissal/judgment under Code of Civil Procedure sections 2-615 (dismissal on pleadings), 2-619 (involuntary dismissal based upon defects of defenses), and 2-1005 (summary judgment). (Ill. Rev. Stat., ch. 110, pars. 2-615, 2-619, 2-1005.) In *Rother v. Maloney Cadillac, Inc.* (1986), 142 Ill. App. 3d 937, *appeal allowed,* S. Ct. Doc. 63693, the court noted that combined section 2-615 and 2-619 motions are "recurring with undesirable frequency" and that such a practice has been "expressly disapproved" by the Supreme Court. The hybrid motion practice continues to plague the courts and continues to be noted by the appellate court. (See *Rowan v. Novotny* (1987), 157 Ill. App. 3d 691; *Bailey v. State Farm Fire & Casualty Co.* (1987), 156 Ill. App. 3d 979; *E.J. DePaoli Co. v. Novus, Inc.* (1987), 156 Ill. App. 3d 796; *Zimmerman v. Northfield Real Estate, Inc.* (1986), 154 Ill. App. 3d 154.) The legislature should amend the above-named sections to require that if a combined motion is filed, the movant must clearly show which specific part of the complaint he relies upon under section 2-615, under 2-619, and under section 2-1005.

20. Pursuant to the Federal Truth in Lending Act and Federal Regulation Z, a lender in a consumer loan transaction must disclose in the loan agreement that, if the borrower prepays the loan, the borrower will receive a refund of the unearned finance charge. Typically the lender discloses that the refund credit of interest charged for the period prepaid will be pursuant to the "Rule of 78's" method without explanation of how the

Rule of 78's operates. The interest charged under the Rule of 78's is higher in the first months of the loan than in the last months and is greater than that provided in the actuarial method which measures true interest yield. Accordingly, under the Rule of 78's, refunds of unearned finance charges on prepayment of a loan are always lower than under the actuarial method. In *Lanier v. Associates Finance, Inc.* (1986), 114 Ill. 2d 1, the Court ruled that disclosure under the Federal act and regulation does not require the lender to explain the operation of the Rule of 78's and that, because the disclosure required by the Consumer Fraud and Deceptive Business Practices Act (Ill. Rev. Stat., ch. 121½, par. 261 *et seq.*) is not more extensive than that required by Federal law, the lender's mere reference to the Rule of 78's in the loan agreement, but lack of explanation of its operation, did not violate the Illinois act. However, in response to the plaintiff's contention in *Lanier* that the Rule of 78's is harsh and violates public policy, the Court said: "We decline to restrict or prohibit use of the Rule of 78's on public policy grounds, but we urge the legislature to promptly consider this matter which reflects an apparent injustice under the law as it currently exists." (114 Ill. 2d 1, 18.) See *Puritan Finance Corp. v. Vest* (1987), 152 Ill. App. 3d 625.

21. Section 3-813 of the Mental Health and Developmental Disabilities Code provides that a person subject to involuntary admission and hospitalization may be initially admitted for up to 60 days which may be extended up to another 60 days, and said hospitalization may be further extended for additional 180-day periods. (Ill. Rev. Stat., ch. 91½, par. 3-813.) In situations where sequential orders of admission and hospitalization have been entered and appeals have been taken from one or more of the "interim" orders in the sequence, the appeal from one order pends in the appellate court while a subsequent petition for extended hospitalization pends in the circuit court. The timeframe in section 3-813 for filing subsequent petitions makes it impossible for the appellate court to decide the appeal of an order before a subsequent petition must be filed. In addition, no remedy is provided where a petition for admission and hospitalization is not heard within the statutory time period (see Ill. Rev. Stat., ch. 91½, pars. 3-706, 7-800(b)). There is a need to provide a means of dealing with petitions which overlap as a result of appellate review and to provide a remedy for a patient who does not receive a hearing within a reasonable time. *In re Williams* (1986), 140 Ill. App. 3d 708, and *People v. Williams* (1986), 146 Ill. App. 3d 638.

22. The Illinois Constitution allows the appellate court, as provided by law, to directly review administrative actions. (Ill. Const. 1970, art. VI, sec. 6.) Effective July 1, 1970, the Environmental Protection Act provides for direct review in the appellate court of orders of the Pollution Control Board. (Ill. Rev. Stat., ch. 111½, par. 1041.) Effective July 1, 1971, Supreme Court Rule 335 was adopted and provides procedures for direct review in the appellate court of administrative orders. (See generally Ill. Ann. Stat., ch. 110A, par. 335, Committee Comments and Historical and Practice Notes, at 467-69 (Smith-Hurd 1985).) Since the Environmental Protection Act became law, the legislature has provided for direct appellate court review of certain orders of six more administrative bodies (see Ill. Rev. Stat., ch. 46, par. 9-22; ch. 48, pars. 1611, 1716; ch. 68, par. 8-111; ch. 111⅔, par. 10-201), including the Illinois Commerce Commission as provided in the Public Utilities Act (Act) (Ill. Rev. Stat., ch. 111⅔, par. 10-201). In *Consumers Gas Co. v. Illinois Commerce Commission* (1986), 144 Ill. App. 3d 229, the appellate court found certain procedural provisions for direct review in the Act to be violative of Rule 335 and therefore unconstitutional. The legislature should reexamine the direct review provisions of the Act, as well as the direct review provisions of other acts, with a view toward providing uniform direct review procedures which correspond with Rule 335, like that recently done for direct appeals to the appellate court from orders of the Human Rights Commission (see Public Act 85-676).

23. The nonjudicial function of circuit judges appointing commissioners of boards of election commissioners in municipalities having such boards (Ill. Rev. Stat., ch. 46, par. 6-21) should be removed from the judiciary and placed in some nonjudicial body. Not only does section 6-21 of the Election Code impose a nonjudicial function on judges but it also tends to involve them in political matters that can be better addressed by nonjudicial officials. See S.B. 665 and House Bills 434 and 1642 (all tabled).