

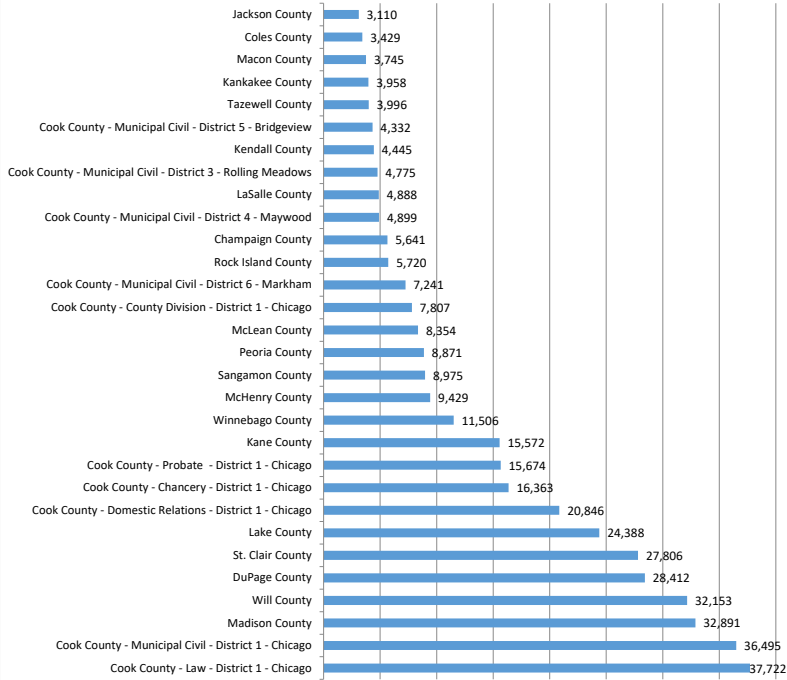
Trial Courts - eFileIL Trend Dashboard

July 2020

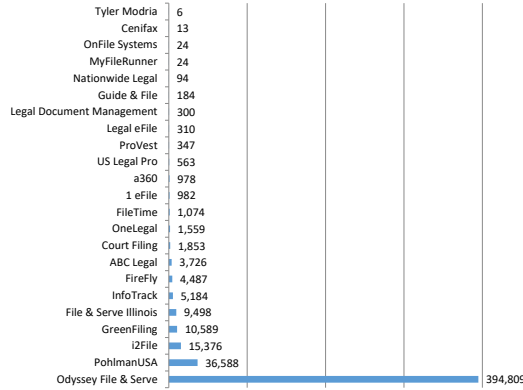
Statistics	2019					2020							
	July	Aug.	Sept.	Oct.	Nov.	Dec.	Jan.	Feb.	Mar.	April	May	June	July
# of Filings	648,008	655,279	581,975	674,331	575,177	573,885	634,419	576,404	491,555	278,308	272,343	410,500	488,568
# of Rejections	54,254	52,644	46,079	53,582	44,964	45,017	47,738	45,450	43,264	26,694	30,138	45,798	49,759
# of SRL Filings	72,950	73,448	66,641	71,630	63,218	65,486	71,388	64,522	53,660	29,366	25,675	37,397	45,303
# of Initial Filings	139,909	142,191	121,711	154,104	113,392	120,380	132,372	120,983	99,561	42,109	42,623	74,195	105,047
Average Acceptance (hours)	15.221	20.265	18.895	17.746	22.055	16.868	16.720	19.757	21.961	22.295	15.301	15.354	18.685
Rejection Percent	8.37%	8.03%	7.92%	7.95%	7.82%	7.84%	7.52%	7.89%	8.80%	9.59%	11.07%	11.16%	10.18%
Number of Trial Courts e-Filing	102	102	102	102	102	102	102	102	102	102	102	102	102
Number of Registered Users	262,173	274,803	286,683	298,132	308,164	318,382	330,601	340,734	349,003	352,346	356,164	361,940	369,222

Trial Courts - At a Glance	
# Trial Courts e-Filing:	102
# Statewide Filings:	488,568
# Pending Filings:	2
# Initial Filings:	105,047
# Statewide Rejections:	49,759
Rejection Rate:	10.18%
# SRL Filings:	45,303
SRL Filer Rate:	9.27%
# Registered Users (07/31/20):	369,222
# Certified EFSP's (active):	22

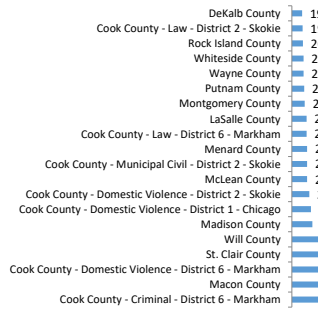
Top 30 Courts (# Filings)



Trial Court - EFSP Usage

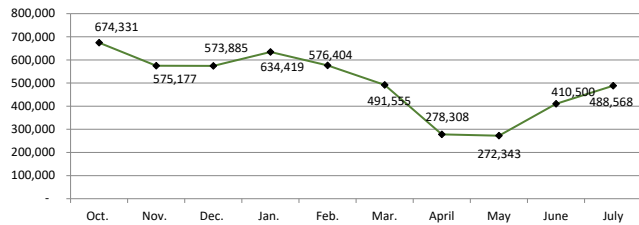


Average EFM Review (hrs)

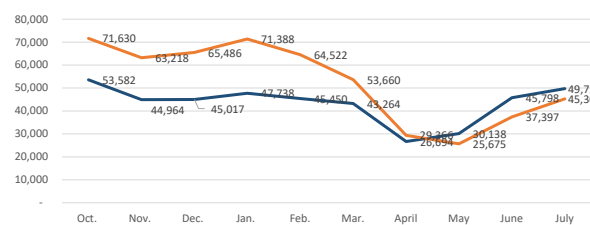


Trial Courts	eFileIL	re:SearchIL
Not Integrated	1	13
Integrated	101	89

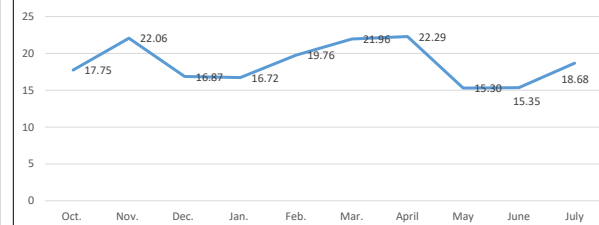
of Filings



of Rejections / # of SRL Filings



Average Acceptance (hours)



eFileIL: Details by Trial Court

	Values									July 2020		
	# Filings	Time to Acceptance (Hrs)	Initial Filings	SRL Filings	Rejected Filings	Rejection Percent	July 31, 2020 Pending EFM Filings	Percent of Filings Pending	CMS	CMS Integrated with eFileIL	CMS Integrated with re:SearchIL	
Trial Courts - eFileIL Filings												
Adams County	2,269	9.30	582	192	247	10.89%	28	1.23%	Goodin	Integrated	Integrated	
Alexander County	278	5.95	65	19	32	11.51%	0	0.00%	Goodin	Integrated	Integrated	
ARDC Clerk's Office	79	7.37	4	8	6	7.59%	0	0.00%	In-House	N/A	N/A	
Bond County	505	14.79	91	48	16	3.17%	5	0.99%	Goodin	Integrated	Integrated	
Boone County	1,564	7.70	226	152	144	9.21%	18	1.15%	Goodin	Integrated	Integrated	
Brown County	133	3.33	40	1	1	0.75%	1	0.75%	Goodin	Integrated	Integrated	
Bureau County	1,471	7.47	459	80	114	7.75%	2	0.14%	Goodin	Integrated	Integrated	
Calhoun County	83	4.03	26	0	0	0.00%	0	0.00%	Goodin	Integrated	Integrated	
Carroll County	392	7.23	139	50	24	6.12%	1	0.26%	Goodin	Integrated	Integrated	
Cass County	391	8.46	112	47	11	2.81%	3	0.77%	Goodin	Integrated	Integrated	
Champaign County	5,641	13.16	1,058	759	655	11.61%	134	2.38%	JANO	Integrated	Integrated	
Christian County	1,738	5.84	264	237	122	7.02%	2	0.12%	Goodin	Integrated	Integrated	
Clark County	520	4.49	96	55	47	9.04%	1	0.19%	Goodin	Integrated	Integrated	
Clay County	406	3.95	86	28	14	3.45%	0	0.00%	Goodin	Integrated	Integrated	
Clinton County	995	3.77	164	171	97	9.75%	2	0.20%	Goodin	Integrated	Integrated	
Coles County	3,429	9.15	405	197	279	8.14%	12	0.35%	Goodin	Integrated	Integrated	
Cook County - Chancery - District 1 - Chicago	16,363	5.41	1,682	1,133	379	2.32%	1,749	1.04%	MF CMS	NA	NA	
Cook County - County Division - District 1 - Chicago	7,807	5.15	1,997	2,107	252	3.23%				NA	NA	
Cook County - Criminal - District 3 - Rolling Meadows	3	1.17	3	2	3	100.00%			Odyssey	Integrated	Repository	
Cook County - Criminal - District 6 - Markham	1	425.41	1	1	1	100.00%				NA	NA	
Cook County - Domestic Relations - District 1 - Chicago	20,846	8.05	3,710	2,977	3,052	14.64%				NA	NA	
Cook County - Domestic Relations - District 2 - Skokie	814	13.46	234	236	165	20.27%				NA	NA	
Cook County - Domestic Relations - District 3 - Rolling Meadows	2,018	6.46	260	283	225	11.15%				NA	NA	
Cook County - Domestic Relations - District 4 - Maywood	854	9.07	309	493	305	35.71%				NA	NA	
Cook County - Domestic Relations - District 5 - Bridgeview	1,551	12.67	372	501	297	19.15%				NA	NA	
Cook County - Domestic Relations - District 6 - Markham	1,390	13.42	517	769	448	32.23%				NA	NA	
Cook County - Domestic Violence - District 1 - Chicago	556	34.43	163	80	178	32.01%				NA	NA	
Cook County - Domestic Violence - District 2 - Skokie	52	31.35	9	0	2	3.85%				NA	NA	
Cook County - Domestic Violence - District 3 - Rolling Meadows	67	8.92	4	8	4	5.97%				NA	NA	
Cook County - Domestic Violence - District 4 - Maywood	30	5.04	12	23	13	43.33%				NA	NA	
Cook County - Domestic Violence - District 5 - Bridgeview	39	10.91	3	6	2	5.13%				NA	NA	
Cook County - Domestic Violence - District 6 - Markham	134	63.87	89	101	70	52.24%				NA	NA	
Cook County - Law - District 1 - Chicago	37,722	10.93	3,208	1,294	671	1.78%				NA	NA	
Cook County - Law - District 2 - Skokie	138	19.38	35	13	3	2.17%				NA	NA	
Cook County - Law - District 3 - Rolling Meadows	359	6.50	48	39	23	6.41%				NA	NA	
Cook County - Law - District 4 - Maywood	52	13.14	10	2	6	11.54%				NA	NA	
Cook County - Law - District 5 - Bridgeview	174	14.35	36	12	3	1.72%				NA	NA	
Cook County - Law - District 6 - Markham	219	26.56	37	20	0	0.00%				NA	NA	
Cook County - Municipal Civil - District 1 - Chicago	36,495	3.76	17,494	1,191	975	2.67%				NA	NA	
Cook County - Municipal Civil - District 2 - Skokie	2,815	27.41	1,245	322	96	3.41%				NA	NA	
Cook County - Municipal Civil - District 3 - Rolling Meadows	4,775	4.79	2,416	559	182	3.81%				NA	NA	
Cook County - Municipal Civil - District 4 - Maywood	4,899	9.23	3,449	360	149	3.04%				NA	NA	
Cook County - Municipal Civil - District 5 - Bridgeview	4,332	11.46	2,380	370	92	2.12%				NA	NA	
Cook County - Municipal Civil - District 6 - Markham	7,241	17.18	4,141	506	291	4.02%				NA	NA	
Cook County - Probate - District 1 - Chicago	15,674	13.81	2,286	612	2,693	17.18%	----	----	----	NA	NA	
Crawford County	562	9.10	104	45	64	11.39%	4	0.71%	Goodin	Integrated	Integrated	

eFileIL: Details by Trial Court

	Values										July 2020	
Trial Courts - eFileIL Filings	# Filings	Time to Acceptance (Hrs)	Initial Filings	SRL Filings	Rejected Filings	Rejection Percent	July 31, 2020 Pending EFM Filings	Percent of Filings Pending	CMS	CMS Integrated with eFileIL	CMS Integrated with re:SearchIL	
Cumberland County	198	8.96	18	8	3	1.52%	63	31.82%	Goodin	Integrated	Integrated	
De Witt County	522	8.00	105	41	3	0.57%	18	3.45%	Goodin	Integrated	Integrated	
DeKalb County	2,660	18.52	626	300	288	10.83%	8	0.30%	JANO	Integrated	Integrated	
Douglas County	715	4.33	214	43	253	35.38%	1	0.14%	Goodin	Integrated	Integrated	
DuPage County	28,412	6.19	4,398	3,720	4,651	16.37%	35	0.12%	In-House	Integrated	Integrated	
Edgar County	724	7.47	87	147	58	8.01%	10	1.38%	Goodin	Integrated	Integrated	
Edwards County	163	8.69	31	24	2	1.23%	0	0.00%	Goodin	Integrated	Integrated	
Effingham County	1,973	13.24	236	186	236	11.96%	9	0.46%	Goodin	Integrated	Integrated	
Fayette County	851	5.57	105	54	32	3.76%	3	0.35%	Goodin	Integrated	Integrated	
Ford County	328	8.18	116	7	84	25.61%	1	0.30%	Goodin	Integrated	Integrated	
Franklin County	1,731	6.87	285	198	176	10.17%	2	0.12%	Goodin	Integrated	Integrated	
Fulton County	1,145	16.62	196	90	78	6.81%	24	2.10%	REA	Integrated	Repository	
Gallatin County	120	11.84	32	5	0	0.00%	0	0.00%	Goodin	Integrated	Integrated	
Greene County	237	5.13	47	7	18	7.59%	1	0.42%	Goodin	Integrated	Integrated	
Grundy County	2,030	5.38	574	325	411	20.25%	25	1.23%	Goodin	Integrated	Integrated	
Hamilton County	325	9.36	7	74	30	9.23%	4	1.23%	Goodin	Integrated	Integrated	
Hancock County	542	8.26	101	25	25	4.61%	12	2.21%	REA	Integrated	Repository	
Hardin County	48	4.95	13	7	2	4.17%	0	0.00%	Goodin	Integrated	Integrated	
Henderson County	251	10.87	70	3	13	5.18%	10	3.98%	REA	Integrated	Repository	
Henry County	1,582	6.34	450	124	68	4.30%	3	0.19%	Goodin	Integrated	Integrated	
Iroquois County	673	7.45	161	42	42	6.24%	10	1.49%	Goodin	Integrated	Integrated	
Jackson County	3,110	8.82	516	395	280	9.00%	34	1.09%	Goodin	Integrated	Integrated	
Jasper County	251	5.16	52	2	9	3.59%	1	0.40%	Goodin	Integrated	Integrated	
Jefferson County	1,842	14.29	292	176	71	3.85%	37	2.01%	Goodin	Integrated	Integrated	
Jersey County	595	7.65	222	24	11	1.85%	2	0.34%	Goodin	Integrated	Integrated	
Jo Daviess County	733	15.33	170	168	16	2.18%	1	0.14%	Goodin	Integrated	Integrated	
Johnson County	369	11.87	116	19	8	2.17%	0	0.00%	Goodin	Integrated	Integrated	
Kane County	15,572	13.78	4,189	1,762	3,147	20.21%	36	0.23%	Odyssey	Integrated	Integrated	
Kankakee County	3,958	14.33	82	162	321	8.11%	23	0.58%	Court View/Equiva	No	Repository	
Kendall County	4,445	9.75	1,218	504	953	21.44%	4	0.09%	JANO	Integrated	Integrated	
Knox County	2,019	8.71	452	104	359	17.78%	39	1.93%	REA	Integrated	Repository	
Lake County	24,388	16.91	5,435	3,854	4,936	20.24%	452	1.85%	SDSC	Integrated	Integrated	
LaSalle County	4,888	26.56	967	596	660	13.50%	178	3.64%	JANO	Integrated	Integrated	
Lawrence County	403	9.35	77	10	44	10.92%	2	0.50%	Goodin	Integrated	Integrated	
Lee County	1,947	7.84	385	123	177	9.09%	6	0.31%	Justice Systems	Integrated	Integrated	
Livingston County	1,734	4.81	343	141	157	9.05%	10	0.58%	Goodin	Integrated	Integrated	
Logan County	1,370	6.69	225	171	132	9.64%	2	0.15%	Goodin	Integrated	Integrated	
Macon County	3,745	64.73	788	316	316	8.44%	447	11.94%	Goodin	Integrated	Repository	
Macoupin County	1,679	3.64	444	156	112	6.67%	0	0.00%	Goodin	Integrated	Integrated	
Madison County	32,891	37.03	2,915	626	1,272	3.87%	648	1.97%	JANO	Integrated	Integrated	
Marion County	2,544	10.27	206	227	292	11.48%	11	0.43%	Goodin	Integrated	Integrated	
Marshall County	281	4.23	59	29	4	1.42%	1	0.36%	Goodin	Integrated	Integrated	
Mason County	431	7.48	126	54	22	5.10%	0	0.00%	Goodin	Integrated	Integrated	
Massac County	659	7.79	135	28	77	11.68%	8	1.21%	Goodin	Integrated	Integrated	
McDonough County	1,137	12.35	179	102	131	11.52%	6	0.53%	REA	Integrated	Repository	
McHenry County	9,429	7.23	1,704	1,603	1,194	12.66%	20	0.21%	iJustice	Integrated	Repository	
McLean County	8,354	27.54	2,077	793	1,337	16.00%	283	3.39%	In House (FTP)	Integrated	Repository	

eFileIL: Details by Trial Court

	Values						Rejection Percent	July 31, 2020 Pending EFM Filings	Percent of Filings Pending	CMS	July 2020	
		Time to Acceptance (Hrs)	Initial Filings	SRL Filings	Rejected Filings						CMS Integrated with eFileIL	CMS Integrated with re:SearchIL
Trial Courts - eFileIL Filings	# Filings											
Menard County	169	27.36	39	5	7	4.14%	6	3.55%	Goodin	Integrated	Integrated	
Mercer County	423	14.03	114	64	34	8.04%	3	0.71%	Goodin	Integrated	Integrated	
Monroe County	683	6.60	152	49	70	10.25%	1	0.15%	Goodin	Integrated	Integrated	
Montgomery County	1,976	23.17	358	223	358	18.12%	56	2.83%	Goodin	Integrated	Integrated	
Morgan County	993	7.19	249	148	73	7.35%	3	0.30%	Goodin	Integrated	Integrated	
Moultrie County	524	9.60	151	73	81	15.46%	13	2.48%	Goodin	Integrated	Integrated	
Ogle County	1,559	18.33	345	185	177	11.35%	9	0.58%	Goodin	Integrated	Integrated	
Peoria County	8,871	2.99	1,778	1,256	228	2.57%	9	0.10%	Odyssey	Integrated	Integrated	
Peoria CR	572	1.52	0	34	9	1.57%	0	0.00%		NA	NA	
Peoria TR	13	1.11	0	0	0	0.00%	0	0.00%		NA	NA	
Perry County	694	9.24	111	112	83	11.96%	7	1.01%	Goodin	Integrated	Integrated	
Piatt County	417	8.67	67	18	8	1.92%	1	0.24%	Goodin	Integrated	Integrated	
Pike County	594	4.88	145	75	18	3.03%	2	0.34%	Goodin	Integrated	Integrated	
Pope County	84	9.79	23	0	11	13.10%	0	0.00%	Goodin	Integrated	Integrated	
Pulaski County	249	7.03	69	10	13	5.22%	0	0.00%	Goodin	Integrated	Integrated	
Putnam County	176	22.28	30	5	0	0.00%	1	0.57%	Goodin	Integrated	Integrated	
Randolph County	945	10.65	315	46	84	8.89%	8	0.85%	Goodin	Integrated	Integrated	
Richland County	625	5.73	113	78	51	8.16%	3	0.48%	Goodin	Integrated	Integrated	
Rock Island County	5,720	19.93	1,261	485	704	12.31%	26	0.45%	Goodin	Integrated	Integrated	
Saline County	1,296	12.35	202	155	134	10.34%	1	0.08%	Goodin	Integrated	Integrated	
Sangamon County	8,975	11.23	2,340	2,058	394	4.39%	141	1.57%	JANO	Integrated	Integrated	
Schuyler County	236	8.37	49	10	7	2.97%	7	2.97%	Goodin	Integrated	Integrated	
Scott County	162	4.19	42	28	2	1.23%	0	0.00%	Goodin	Integrated	Integrated	
Shelby County	768	5.20	145	216	56	7.29%	22	2.86%	Goodin	Integrated	Integrated	
St. Clair County	27,806	62.80	3,563	993	4,353	15.65%	837	3.01%	In House	Integrated	Repository	
Stark County	139	7.19	29	18	16	11.51%	0	0.00%	Goodin	Integrated	Integrated	
Stephenson County	1,527	14.25	437	269	247	16.18%	5	0.33%	Goodin	Integrated	Integrated	
Tazewell County	3,996	6.00	886	468	281	7.03%	8	0.20%	Odyssey	Integrated	Integrated	
Union County	530	12.24	168	47	28	5.28%	6	1.13%	Goodin	Integrated	Integrated	
Vermilion County	3,013	16.16	592	286	317	10.52%	54	1.79%	Goodin	Integrated	Repository	
Wabash County	246	6.41	31	6	0	0.00%	0	0.00%	Goodin	Integrated	Integrated	
Warren County	763	13.63	167	49	98	12.84%	11	1.44%	Goodin	Integrated	Integrated	
Washington County	318	8.20	70	6	18	5.66%	2	0.63%	Goodin	Integrated	Integrated	
Wayne County	537	21.03	90	44	45	8.38%	9	1.68%	Goodin	Integrated	Integrated	
White County	723	11.11	102	71	70	9.68%	0	0.00%	Goodin	Integrated	Integrated	
Whiteside County	2,730	20.93	605	115	325	11.90%	42	1.54%	Goodin	Integrated	Integrated	
Will County	32,153	56.93	6,338	2,865	4,101	12.75%	1,340	4.17%	In House (FTP)	Integrated	Repository	
Williamson County	3,108	14.32	628	201	437	14.06%	23	0.74%	Goodin	Integrated	Integrated	
Winnebago County	11,506	6.95	1,776	728	1,778	15.45%	97	0.84%	Justice Systems	Integrated	Integrated	
Woodford County	869	4.35	150	120	79	9.09%	2	0.23%	Goodin	Integrated	Integrated	
Grand Total	488,568	18.68	105,047	45,303	49,759	10.18%	7,179	1.47%		eFileIL	re:SearchIL	
									Not Integrated	1	13	
									Integrated	101	89	

	Trial Court: Criminal E-Filing - by Court			July 2020
Filing Case Type by Court	Column Labels			
Row Labels	Criminal Felony	Criminal Misdemeanor	Driving Under the Influence	J
Adams County	149	22	13	39
Bond County	34	11		41
Boone County	68	7	51	51
Carroll County	2	3	1	1
Cass County	18	3	2	
Champaign County	122	42	23	150
Christian County	224	48	21	93
Clark County	19	9	12	11
Clinton County	77	53	15	100
Coles County	902	285	59	148
Cumberland County	18	3	4	5
Edgar County	115	32	7	39
Edwards County		1		2
Effingham County	299	44	40	85
Fayette County	115	8	3	69
Ford County	4	2		
Franklin County	102	34	1	84
Greene County	8			
Hamilton County	17		4	20
Iroquois County	61	1	4	
Jackson County	460	176	94	98
Jefferson County	23	30	2	271
Jo Daviess County	52	10	4	24
Johnson County	28	8	10	25
Kane County	747	148	22	3
Livingston County	357	60	37	81
Logan County	254	49	32	95
Macon County	152	3		345
Macoupin County	157	52	30	103
Marion County	294	81	25	411
Massac County	42	23	9	82
Mercer County	23	3	4	3
Montgomery County	343	110	54	252
Morgan County	13	1	3	5
Moultrie County	20		8	
Ogle County	27	46	24	10
Peoria County				1,110
Peoria CR	317	44		211
Peoria TR			13	
Perry County	124	30	12	11
Piatt County	4	1		3
Pike County	17	4	6	
Pulaski County	59	5	1	
Richland County	17	5		50
Rock Island County	656	90	57	160
Saline County	191	17	10	97
Sangamon County	438	78	93	85
Scott County	6	9		2
Shelby County	124	37	26	40
Stark County	2			
Stephenson County	88	44	2	31
Tazewell County	95	17	7	229
Warren County	24	9		
Wayne County	36	14		58
White County	65	15	3	101
Will County	69	49		
Williamson County	68	6	3	135
Woodford County	29		6	4
Grand Total	7,775	1,882	857	5,073

Trial Court: Case Types - by Court																								July 2020	
Filing Case Type by Court																									
Column Labels																									
Row Labels	Adoption (AD)	Arbitration (AR)	Chancery (CH)	Civil	Dissolution (D)	Eminent Domain (ED)	Family (F)	Law (L)	Law Magistrate (LM)	Municipal Corporation (MC)	Mental Health (MH)	Miscellaneous Remedy (MR)	Order of Protection (OP)	Probate (P)	Small Claims (SC)	States Attorney Filed Cases	Tax (T)	Parentage /Child Support	Criminal Felony	Criminal Misdemeanor	Driving Under the Influence	Contempt of Court (J)			
Adams County	29		93		244		282		266		44	100	63	244	679		2		149	22	13	39			
Alexander County			29		35		71		78			1	1	15	46		2								
Bond County	5		23		115		19		79			12	18	53	82		13		34	11		41			
Boone County	10	38	143		431		203		141			22	26	102	233		38		68	7	51	51			
Brown County			6		39		16		16			4	8	10	34										
Bureau County	4		111		164		116		145	49		66	7	109	644		56								
Calhoun County			12		14		4		9			3	1	15	22		3								
Carroll County	2		10		56		37		31			19	1	77	152				2	3	1	1			
Cass County	1		23		41		48		34	16			16	43	145		1		18	3	2				
Champaign County	71	7	306		866		737		1,102	6	22	329	189	599	1,009		61		122	42	23	150			
Christian County	41		141		251	2	134		171	6		88	22	189	292		15		224	48	21	93			
Clark County			5		72		17		116			3	15	116	118		7		19	9	12	11			
Clay County			62		73		47		49			2		34	129		10								
Clinton County	10		79		140		64		145			55	12	117	126		2		77	53	15	100			
Coles County	25		40		286		80		391	1	51	114	31	278	667		71		902	285	59	148			
Cook County - Chancery - District 1 - Chicago			16,363																						
Cook County - County Division - District 1 - Chicago	1,208										1,367	540					4,692								
Cook County - Domestic Relations - District 1 - Chicago							17,073									1,093		2,680							
Cook County - Domestic Relations - District 2 - Skokie							675									12		127							
Cook County - Domestic Relations - District 3 - Rolling Meadows							1,732									63		223							
Cook County - Domestic Relations - District 4 - Maywood							625									94		135							
Cook County - Domestic Relations - District 5 - Bridgeview							1,290									63		198							
Cook County - Domestic Relations - District 6 - Markham							1,057						10			162		161							
Cook County - Domestic Violence - District 1 - Chicago							4						536	16											
Cook County - Domestic Violence - District 2 - Skokie													52												
Cook County - Domestic Violence - District 3 - Rolling Meadows													67												
Cook County - Domestic Violence - District 5 - Bridgeview													39												
Cook County - Domestic Violence - District 6 - Markham													133	1											
Cook County - Law - District 1 - Chicago							36,894					828													
Cook County - Law - District 2 - Skokie							138																		
Cook County - Law - District 3 - Rolling Meadows							359																		
Cook County - Law - District 4 - Maywood							52																		
Cook County - Law - District 5 - Bridgeview							174																		
Cook County - Law - District 6 - Markham							219																		
Cook County - Municipal Civil - District 1 - Chicago				36,492			3																		
Cook County - Municipal Civil - District 2 - Skokie				2,815																					
Cook County - Municipal Civil - District 3 - Rolling Meadows				4,775																					
Cook County - Municipal Civil - District 4 - Maywood				4,899																					
Cook County - Municipal Civil - District 5 - Bridgeview				4,332																					
Cook County - Municipal Civil - District 6 - Markham				7,241																					
Cook County - Probate - District 1 - Chicago													3	15,671											
Crawford County	5		36		146		34		100			14	9	90	110		18								
Cumberland County			18		50		3		11			5	1	50	28		2		18	3	4	5			
De Witt County	1		32		95		42		81			6	14	112	133		6								
DeKalb County	109		130		504		231		472			90	89	338	651		46								
Douglas County	8		97		99		31		85			1	15	189	172		18								
DuPage County	80	1,718	1,920		6,287	19	1,712		6,271		148	1,259	237	2,928	5,761		72								
Edgar County	7		51		101	7	42		94			14	21	76	92		26		115	32	7	39			
Edwards County			40		43		19		4			1	6	7	20		20			1		2			
Effingham County	5		46		238		178		301			83	38	284	308		24		299	44	40	85			
Fayette County	7		56		145		44		68			33	30	103	161		9		115	8	3	69			
Ford County	2	7	24		39		11		52			7		64	100		16		4	2					
Franklin County	32		147		293		212		199			78	70	156	232		91		102	34	1	84			
Fulton County	20		80		176		150		129			27	36	172	320		35								
Gallatin County	9		17		13		7		15			12	4	12	31										
Greene County	1		23		37		12		34			13	5	18	68		18		8						
Grundy County	16		109		407		142		439			86	36	151	612		32								
Hamilton County	10		20		62		36		25	4		11	6	10	28		72		17		4	20			
Hancock County	1		35		89	2	29		55	2		15	15	118	181										
Hardin County			8		11		5		3			2		8	10		1								
Henderson County	3		23		32		29		19			11	3	71	53		7								

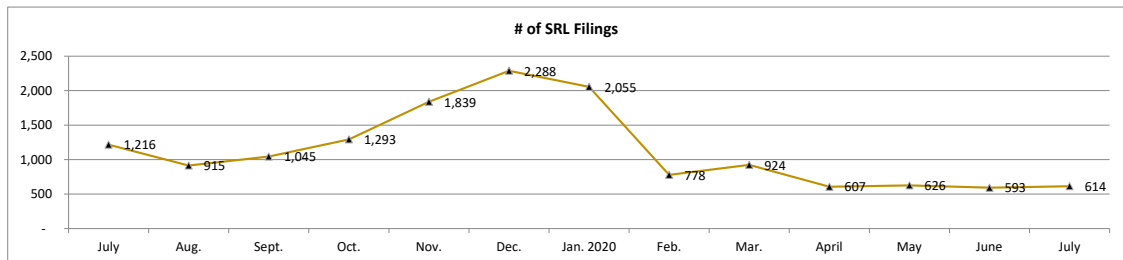
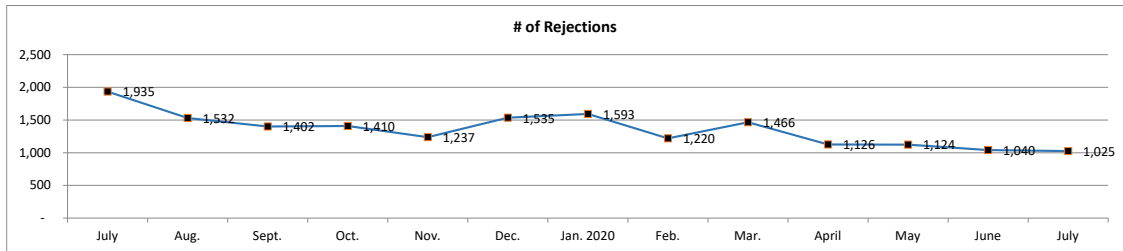
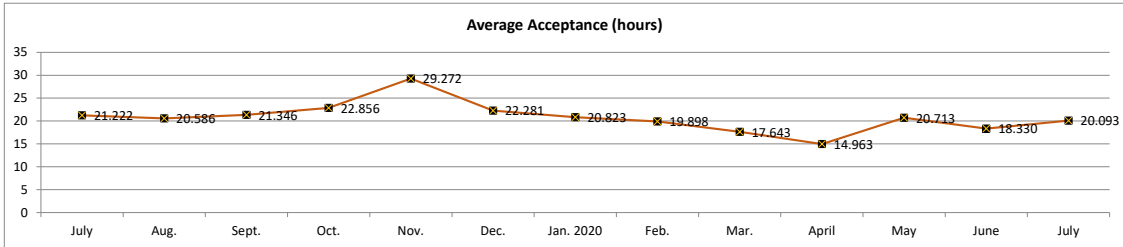
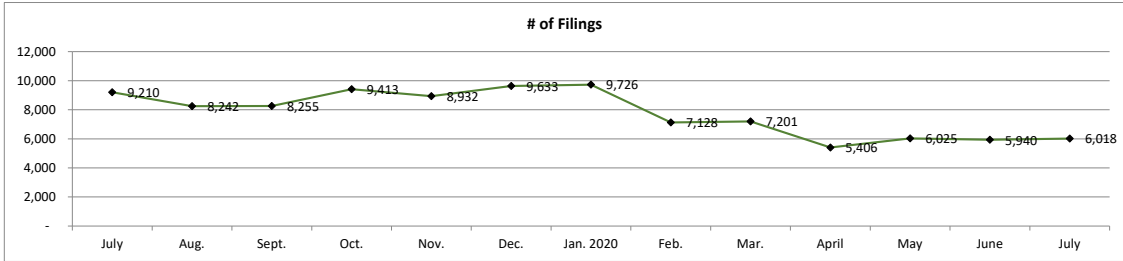
		Trial Court: Case Types - by Court														July 2020									
Filing Case Type by Court		Column Labels																							
Row Labels	Adoption (AD)	Arbitration (AR)	Chancery (CH)	Civil	Dissolution (D)	Eminent Domain (ED)	Family (F)	Law (L)	Law Magistrate (LM)	Municipal Corporation (MC)	Mental Health (MH)	Miscellaneous Remedy (MR)	Order of Protection (OP)	Probate (P)	Small Claims (SC)	States Attorney Filed Cases	Tax (T)	Parentage /Child Support	Criminal Felony	Criminal Misdemeanor	Driving Under the Influence	J	Contempt of Court		
Wayne County	12		40		88		53		38	3		8	17	100	70		33		36	14		58			
White County	6		12		126		51		82			18	26	86	99		33		65	15	3	101			
Whiteside County	28	124	123		365	8	195		156			12	48	298	1,303		70								
Will County	179	1,345	2,719		7,493	160	2,424		5,777	9	63	1,526	255	2,809	6,749		527		69	49					
Williamson County	118		266		528		226		504			81	33	335	570		235		68	6	3	135			
Winnebago County	58	724	861		2,161	4	1,580		2,136		49	325	245	1,182	2,002		179								
Woodford County	3		90		235		63		97			20	13	190	91		28		29		6	4			
Grand Total	3,399	8,092	35,801	60,554	53,355	458	46,965	40,013	86,190	135	2,922	11,041	6,363	45,535	57,318	1,487	9,711	3,524	7,775	1,882	857	5,073	5		

Reviewing Courts - eFileLL Trend Dashboard

Statistics	July	Aug.	Sept.	Oct.	Nov.	Dec.	Jan. 2020	Feb.	Mar.	April	May	June	July
# of Filings	9,210	8,242	8,255	9,413	8,932	9,633	9,726	7,128	7,201	5,406	6,025	5,940	6,018
# of Rejections	1,935	1,532	1,402	1,410	1,237	1,535	1,593	1,220	1,466	1,126	1,124	1,040	1,025
# of SRL Filings	1,216	915	1,045	1,293	1,839	2,288	2,055	778	924	607	626	593	614
# of Initial Filings	893	536	691	601	651	770	613	534	486	316	395	456	549
Average Acceptance (hours)	21.222	20.586	21.346	22.856	29.272	22.281	20.823	19.898	17.643	14.963	20.713	18.330	20.093
Rejection Percent	21.01%	18.59%	16.98%	14.98%	13.85%	15.93%	16.38%	17.12%	20.36%	20.83%	18.66%	17.51%	17.03%
Number of Trial Courts e-Filing	102	102	102	102	102	102	102	102	102	102	102	102	102
Number of Registered Users	262,173	274,803	286,113	286,113	308,164	318,382	330,601	340,734	349,003	352,346	356,164	361,940	369,222

July 2020

Reviewing Courts - At a Glance	
Reviewing Court - Total Filings:	6,018
Ave. Time to Review Filing (hrs):	20.09
# Initial Filings	549
RC - # Rejections:	1,025
Rejection Rate:	17.03%
# SRL Filings:	614
SRL Filer Rate:	10.20%
# Registered Users (07/31/20):	369,222
# Certified EFSP's: (active)	22

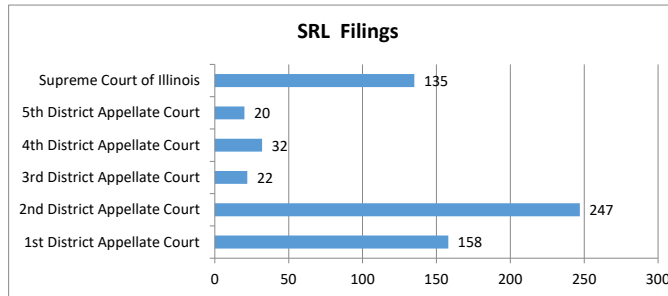
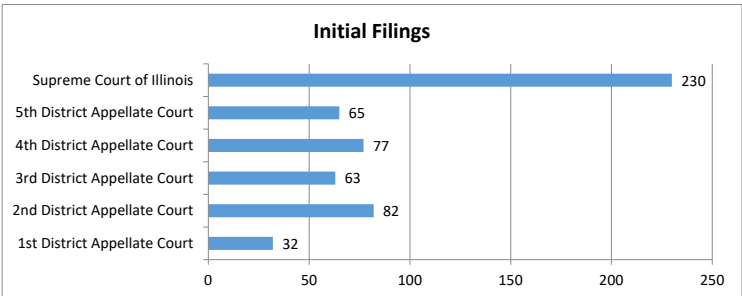
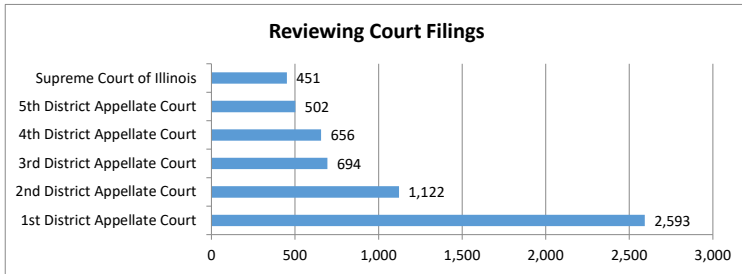
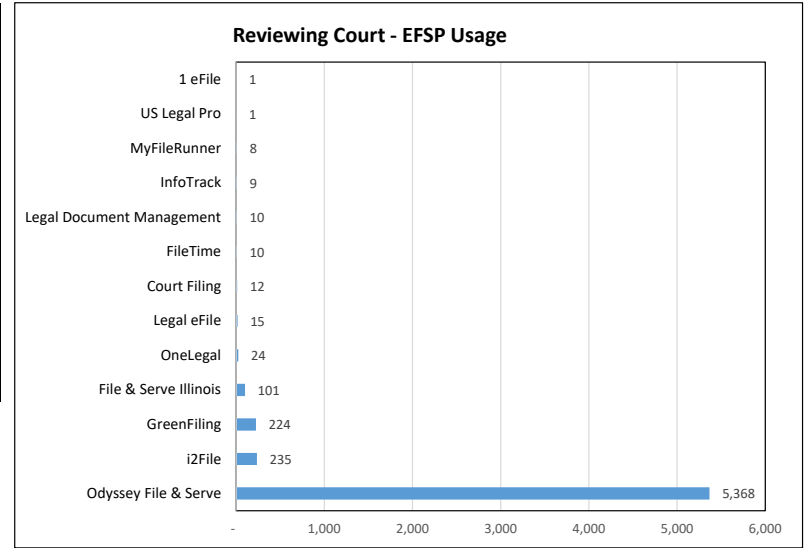


eFileIL: Reviewing Courts Details

July 2020

Reviewing Courts	Values						Rejection Percent	July 31, 2020 Pending Filings (EFM)	CMS Integrated with eFileIL	CMS Integrated with re:SearchIL
	# Filings	Time to Acceptance (Hrs)	Filing to CMS (Hrs)	Initial Filings	SRL Filings	# Rejections				
1st District Appellate Court	2,593	20.43	23.75	32	158	542	20.90%	102	Yes	Repository
2nd District Appellate Court	1,122	34.28	39.13	82	247	88	7.84%	29	Yes	Repository
3rd District Appellate Court	694	13.66	16.22	63	22	79	11.38%	6	Yes	Repository
4th District Appellate Court	656	12.84	15.77	77	32	64	9.76%	10	Yes	Repository
5th District Appellate Court	502	4.66	13.11	65	20	33	6.57%	4	Yes	Repository
Supreme Court of Illinois	451	20.49	16.42	230	135	219	48.56%	19	Yes	Repository
Grand Total	6,018	20.09	23.62	549	614	1,025	17.03%	170		

# Filings	Column Labels						
	1st District	2nd District	3rd District	4th District	5th District	Supreme Court	Grand Total
Odyssey File & Serve	2,285	870	676	635	490	412	5,368
i2File	6	198	6	10	4	11	235
GreenFiling	182	27	4	7	0	4	224
File & Serve Illinois	62	10	6	4	6	13	101
OneLegal	18	6	0	0	0	0	24
Legal eFile	6	8	0	0	0	1	15
Court Filing	10	2	0	0	0	0	12
FileTime	7	0	2	0	1	0	10
Legal Document Management	8	0	0	0	0	2	10
InfoTrack	9	0	0	0	0	0	9
MyFileRunner	0	0	0	0	0	8	8
1 eFile	0	0	0	0	1	0	1
US Legal Pro	0	1	0	0	0	0	1
Grand Total	2,593	1,122	694	656	502	451	6,018



Reviewing Court - Case Type Summary

July 2020

Filing Count	Column Labels										
Row Labels	Appeal	BAR/Attorney	Direct Appeal by Right	Interlocutory Appeal as of Right Civil	Interlocutory Appeal Permissive Civil	Original Proceeding	Petition for Review	Miscellaneous	Direct Appeal by Permission	Interlocutory Appeals Criminal	Civil
1st District Appellate Court	2,447			62	33		44			7	
2nd District Appellate Court	985			116	9		11			1	
3rd District Appellate Court	658			15	14		2			5	
4th District Appellate Court	632			4	7		13				
5th District Appellate Court	482			1	14		5				
Supreme Court of Illinois	312	40	14			67		11	4		3
Grand Total	5,516	40	14	198	77	67	75	11	4	13	3

Reviewing Court - SRL Filings by Case Type

SRL Filings by Case Type	Column Labels										
Reviewing Courts	Appeal	BAR/Attorney	Direct Appeal by Right	Interlocutory Appeal as of Right Civil	Interlocutory Appeal Permissive Civil	Original Proceeding	Petition for Review	Miscellaneous	Direct Appeal by Permission	Interlocutory Appeals Criminal	Civil
1st District Appellate Court	147			0	0		11			0	
2nd District Appellate Court	229			10	4		3			1	
3rd District Appellate Court	22			0	0		0			0	
4th District Appellate Court	26			1	0		5				
5th District Appellate Court	15			1	2		2				
Supreme Court of Illinois	48	8	13			51		11	1		3
Grand Total	487	8	13	12	6	51	21	11	1	1	3