STATISTICAL SUMMARY - 1993

Annual Report of the Illinois Courts

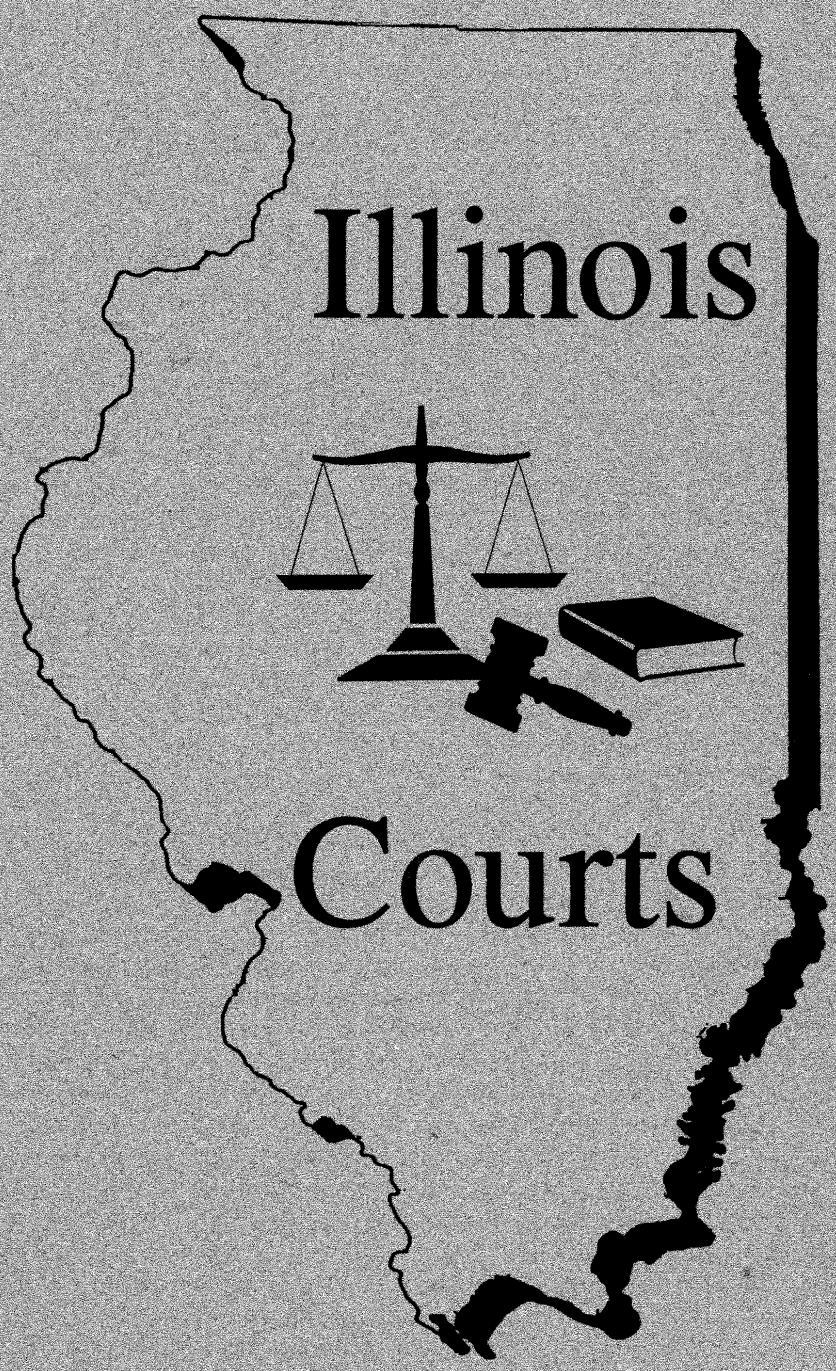

Prepared by the
Administrative Office of the
Illinois Courts

Recycled Paper
Printed by Authority of the State of Illinois

ANNUAL REPORT
OF THE
ILLINOIS COURTS

- -

STATISTICAL SUMMARY - 1993

Compiled and Published by the
Administrative Office of the Illinois Courts
840 S. Spring Street
Springfield, Illinois 62704

ACKNOWLEDGEMENTS

The Administrative Office of the Illinois courts gratefully acknowledges and sincerely appreciates the efforts of the clerks of the circuit, appellate, and supreme courts, and probation managers throughout the state, in making the publication of this report possible. Information provided by the clerks and probation managers was used to prepare this compilation of statistical information.

We also wish to thank several members of the AOIC staff for their contributions. Mr. Rich Adkins, Probation Data Analyst, prepared statistical tables for probation department statistics. Mr. James O'Donnell, Court Statistical Analyst, prepared the statistical tables for the circuit and appellate courts. Mr. Kenneth Crenshaw designed the front cover of this report as well as the 1993 Administrative Summary. Ms. Betty Stephens of the AOIC Executive Office produced the graphical presentations in the circuit and appellate court sections of the Report. Ms. Carolyn Crenshaw of the Court Services Division worked with the publisher on the production of the Report.

Mr. Adkins [(217) 524-1277] is available to answer questions about probation statistics.

Mr. O'Donnell [(312 793-4118] is available to answer questions about court statistics appearing in this report. For more detailed information, or for information which does not appear in this publication, the reader is directed to the clerk of the appropriate court.

CONTENTS

Title Page i
Acknowledgements ii
Contents iii

CIRCUIT COURTS OF ILLINOIS

Map of Judicial Circuits of Illinois 3

Directory of Circuit Clerks of Illinois 4

Graphical Presentation of Five Year Trends - - Total Caseload and Selected Case Categories 7

Circuit Court Caseload and Statistical Records 13
- Caseload Summaries by Circuit 14
- Case Filing Ratio: Judge/Population 15
- Caseload Statistics by County 16
- Age of Active Cases by Category 26
- Law Jury Caseload Summaries by Circuit 27
- Law Jury Statistics by County 28
- Time Lapse: Case Filing to Date of Verdict 31
- Felony Dispositions by County 34
- Felony Sentences by County 37
- Defendants Transferred to Warrant Calendar - Selected Circuits in Illinois 40
- Circuit Clerk Revenue and Expenditures by County 41
- Circuit Clerk Revenue Distribution by County
  - Fines, Penalties, Assessments, and Forfeitures 44
  - Fees of Others 50
  - Miscellaneous Disbursements 53
- Circuit Court of Cook County
  - Caseload Summary - County and Municipal Departments 56
  - Law Case Pending Case Report 57
  - Disposition of Felony Defendants 58
  - Felony Convictions and Sentences 59

Graphical Presentation of Five Year Trends - - Adult and Juvenile Probation Statistics 61

Circuit Court Adult and Juvenile Probation Statistics 65
- Active Adult Caseload Report 66
- Adult Investigation Report 69
- Programs Ordered for New Adult Cases 72
- IPS Program Caseloads 75
- Specialized DUI Program Caseloads 76

Circuit Court Adult and Juvenile Probation Statistics (continued)
Active Juvenile Caseload Report 77
Juvenile Investigation Report 80
Juvenile Court Activity Report
Petitions Filed 83
Continued Under Supervision 86
Adjudications and Criminal Prosecutions 89
Juvenile Detention Admissions and Commitments to IDOC Report 92
Juvenile Placements Report 95
Restitution and Public Community Service Report 98

APPELLATE COURT OF ILLINOIS

Map of Appellate and Supreme Court Judicial Districts and Directory of Appellate Clerks 102

Graphical Presentation of Five Year Trends - - Total Caseload and Caseload by Appellate District 103

Appellate Court Caseload and Statistical Records 107
Caseload Summary by District 108
Case Dispositions by District 109
Method of Case Disposition 110
Time Lapse: Case Filing to Disposition 111
Time Lapse: Brief Filing to Disposition 112
Opinions and Rule 23 Orders 113

SUPREME COURT OF ILLINOIS

Caseload and Statistical Records - - Five Year Trends and 1993 Data
Case Filings and Dispositions 116
Table 1: Summary of Case Filings and Dispositions, 1989 -1993 118
Table 2: Summary of Petitions for Leave to Appeal as a Matter of Right Under Rules 315/317 - General Docket, 1989 - 1993 119
Table 3: Mandatory Jurisdiction Appeals - General Docket, 1989 - 1993 120
Table 4: Summary of the Call of the Docket, 1989 - 1993 120
Table 5: Summary of Opinions, 1989 - 1993 121
Table 6: Summary of Rehearings, 1989 - 1993 121
Table 7: Attorney Disciplinary Cases, 1993 122
Figure 1: Filings, 1989 - 1993 122
Figure 2: Petitions for Leave to Appeal Filed as a Percent of Appeals Decided by Appellate Court Opinion or Rule 23 Order, 1989 - 1993 123

CIRCUIT COURTS OF ILLINOIS

MAP OF JUDICIAL CIRCUITS OF ILLINOIS

DIRECTORY OF CIRCUIT CLERKS OF ILLINOIS

County	Clerk of the Court	Street	City, State, Zip	Judicial Circuit	County Population	Telephone
Adams	Glen F. Hultz	521 Vermont Street	Quincy, Illinois 62301	8	66,090	217/223-6300
Alexander	Susan Hileman	2000 Washington	Cairo, Illinois 62914	1	10,626	618/873-0107
Bond	Dennis L. Potthast	200 West College	Greenville, Illinois 62246	3	14,991	618/664-3208
Boone	Julie Kleive	601 North Main, #303	Belvidere, Illinois 61008	17	30,806	815/544-0371
Brown	Carolyn L. Wort	#1 Court Street	Mt. Sterling, Illinois 62353	8	5,836	217/773-2713
Bureau	Wayne E. Jacobson	700 E. Main, Box 406	Princeton, Illinois 61356	13	35,688	815/872-2001
Calhoun	Yvonne Macauley	Main & County Roads	Hardin, Illinois 62047	8	5,322	618/576-2451
Carroll	Robert G. Wolber	301 North Main St.	Mt. Carroll, Illinois 61053	15	16,805	815/244-9171
Cass	Evelyn K. Trenter	On the Square	Virginia, Illinois 62691	8	13,437	217/452-7225
Champaign	Linda S. Frank	101 East Main Street	Urbana, Illinois 61801	6	173,025	217/384-3725
Christian	Robert R. Zueck	On the Square	Taylorville, Illinois 62568	4	34,418	217/824-4966
Clark	Terri Reynolds	5-6 Archer Avenue	Marshall, Illinois 62441	5	15,921	217/826-2811
Clay	Delores Miller	On the Square	Louisville, Illinois 62858	4	14,460	618/665-3523
Clinton	Jeff Luebbers	850 Fairfax	Carlyle, Illinois 62231	4	33,944	618/594-2415
Coles	Vicki Hite	6th and Jackson	Charleston, Illinois 62920	5	51,644	217/348-0516
Cook	Aurelia Pucinski	Richard J. Daley Ctr	Chicago, Illinois 60602	Cook	5,105,067	312/443-5030
Crawford	Denise Utterback	Court Street	Robinson, Illinois 62454	2	19,464	618/544-3512
Cumberland	Stephen F. Ozier	Courthouse Square	Toledo, Illinois 62468	5	10,670	217/849-3601
DeKalb	Maureen Josh	133 West State St.	Sycamore, Illinois 60178	16	77,932	815/895-7131
DeWitt	Merna M. Tucker	201 W. Washington St	Clinton, Illinois 61727	6	16,516	217/935-2195
Douglas	Peggy C. Beetle	401 South Center	Tuscola, Illinois 61953	6	19,464	217/253-2352
DuPage	Joel Kagann	505 N. County Farm	Wheaton, Illinois 60189	18	781,666	708/682-7100
Edgar	Nancy K. Martin	115 West Court St.	Paris, Illinois 61944	5	19,595	217/465-4107
Edwards	Patsy Taylor	50 Main Street	Albion, Illinois 62806	2	7,440	618/445-2016
Effingham	B. Jane Schuette	100 E. Jefferson,101	Effingham, Illinois 62401	4	31,704	217/342-4065
Fayette	Marsha Wodtka	221 South Seventh	Vandalia, Illinois 62471	4	20,893	618/283-5009
Ford	Kamalen K. Johnson	200 West State	Paxton, Illinois 60957	11	14,275	217/379-2641
Franklin	Howard D. Johnson	On the Square	Benton, Illinois 62812	2	40,319	618/439-2011
Fulton	Mary C. Hampton	100 North Main St.	Lewistown, Illinois 61542	9	38,080	309/547-3041
Gallatin	Betty Roark	Lincoln Boulevard	Shawneetown, Illinois 62984	2	6,909	618/269-3140
Greene	Virginia Brannan	519 North Main St.	Carrollton, Illinois 62016	7	15,317	217/942-3421
Grundy	Rose Marie Bell	111 E. Washington St	Morris, Illinois 60450	13	32,337	815/942-9024
Hamilton	Ruth Macdonald	Public Square	McLeansboro, Illinois 62859	2	8,499	618/643-3224
Hancock	John Neally	Courthouse Square	Carthage, Illinois 62321	9	21,373	217/357-2616

DIRECTORY OF CIRCUIT CLERKS OF ILLINOIS

County	Clerk of the Court	Street	City, State, Zip	Judicial Circuit	County Population	Telephone
Hardin	Evelene Stone	Main & Market	Elizabethtown, Illinois 62931	2	5,189	618/287-2735
Henderson	David W. Painter	4th & Warren	Oquawka, Illinois 61469	9	8,096	309/867-3121
Henry	Debra J. Doss	100 South Main St.	Cambridge, Illinois 61238	14	51,159	309/937-3305
Iroquois	Earl Lober	550 South Tenth St.	Watseka, Illinois 60970	21	30,787	815/432-6950
Jackson	Jennie Crawshaw	10th & Walnut	Murphysboro, Illinois 62966	1	61,067	618/687-7300
Jasper	Sheryl Frederick	100 West Jourdan	Newton, Illinois 62448	4	10,609	618/783-2524
Jefferson	Gene Bolerjack	10th and Broadway	Mt. Vernon, Illinois 62864	2	37,020	618/244-8008
Jersey	Charles E. Huebener	201 West Pearl	Jerseyville, Illinois 62052	7	20,539	618/498-5571
Jo Daviess	Sharon A. Wand	300 North Bench St.	Galena, Illinois 61036	15	21,821	815/777-0037
Johnson	Kenneth Yandell	Courthouse Square	Vienna, Illinois 62995	1	11,347	618/658-4751
Kane	Jan Carlson	P.O. Box 112	Geneva, Illinois 60134	16	317,471	708/232-3427
Kankakee	Monica Bauer	450 East Court St.	Kankakee, Illinois 60901	21	96,255	815/937-2905
Kendall	Shirley R. Lee	109 West Ridge	Yorkville, Illinois 60560	16	39,413	708/553-4187
Knox	Mary M. Stein	200 South Cherry St.	Galesburg, Illinois 61401	9	56,393	309/343-3121
Lake	Sally Coffelt	18 North County St.	Waukegan, Illinois 60085	19	516,418	708/360-6680
LaSalle	David R. Carey	119 W. Madison	Ottawa, Illinois 61350	13	106,913	815/433-1281
Lawrence	Mary Lou Moore	On the Square	Lawrenceville, Illinois 62439	2	15,972	618/943-2815
Lee	Jean Hammil	309 S. Galena,Bx 325	Dixon, Illinois 61021	15	34,392	815/284-5234
Livingston	Judith K. Cremer	112 West Madison St.	Pontiac, Illinois 61764	11	39,301	815/844-5166
Logan	Carla Bender	P.O. Box 158	Lincoln, Illinois 62656	11	30,798	217/735-2376
McDonough	Mary Kay Lunt	On the Square	Macomb, Illinois 61455	9	35,244	309/837-4889
McHenry	Vernon W. Kays Jr.	2200 North Seminary	Woodstock, Illinois 60098	19	183,241	815/338-2040
McLean	Sandra K. Parker	104 West Front St,	Bloomington, Illinois 61701	11	129,180	309/888-5324
Macon	Kathy Hott	253 East Wood St.	Decatur, Illinois 62523	6	117,206	217/424-1454
Macoupin	Don Stankoven	201 East Main Street	Carlinville, Illinois 62626	7	47,679	217/854-3211
Madison	Matt Melucci1	16 Hillsboro Ave.	Edwardsville, Illinois 62025	3	249,238	618/692-6240
Marion	Gary R. Boles	Broadway & Main	Salem, Illinois 62881	4	41,561	618/548-3856
Marshall	Jean L. Davis	122 N. Prairie	Lacon, Illinois 61540	10	12,846	309/246-6435
Mason	Brenda Miller	On Broadway	Havana, Illinois 62644	8	16,269	309/543-6619
Massac	Frank Williams	Superman Square	Metropolis, Illinois 62960	1	14,752	618/524-5011
Menard	David Hitchcock	P.O. Box 466	Petersburg, Illinois 62675	8	11,164	217/632-2615
Mercer	Paul D. Kernan	Southeast 3rd Street	Aledo, Illinois 61231	14	17,290	309/582-7122
Monroe	Ellen L. Kipping	100 South Main St.	Waterloo, Illinois 62298	20	22,422	618/939-8681
Montgomery	Roy L. Hertel	Main Street Box C	Hillsboro, Illinois 62049	4	30,728	217/532-9546

DIRECTORY OF CIRCUIT CLERKS OF ILLINOIS

County	Clerk of the Court	Street	City, State, Zip	Judicial Circuit	County Population	Telephone
Morgan	Barbara J. Baker	300 West State St.	Jacksonville, Illinois 62650	7	36,397	217/243-5419
Moultrie	Deborah M. Preston	On the Square	Sullivan, Illinois 61951	6	13,930	217/728-4622
Ogle	Martin W. Typer	4th & Washington	Oregon, Illinois 61061	15	45,957	815/732-3201
Peoria	Mary E. Patton	324 Main St. Rm 110	Peoria, Illinois 61602	10	182,827	309/672-6025
Perry	Robert E. Heisner	Courthouse Square	Pinckneyville, Illinois 62274	20	21,412	618/357-6726
Piatt	Gary Bickel	West Washington St.	Monticello, Illinois 61856	6	15,548	217/762-4966
Pike	Ben Johnson	On the Square	Pittsfield, Illinois 62363	8	17,577	217/285-6612
Pope	Sean Goins	Main Street	Golconda, Illinois 62938	1	4,373	618/683-3941
Pulaski	James R. George	N. 2nd & High Street	Mound City, Illinois 62963	1	7,523	618/748-9300
Putnam	Cathy J. Oliveri	120 North 4th Street	Hennepin, Illinois 61327	10	5,730	815/925-7016
Randolph	Richard W. Witbart	#1 Taylor Street	Chester, Illinois 62233	20	34,583	618/826-3116
Richland	Connie Kuenstler	103 West Main Street	Olney, Illinois 62450	2	16,545	615/392-2151
Rock Island	Marilyn Esslinger	210 15th St. Bx 5230	Rock Island, Illinois 61201	14	148,723	309/786-4451
St. Clair	C. Barney Metz	10 Public Square	Belleville, Illinois 62220	20	262,852	618/277-6600
Saline	Ronald E. Ledford	10 East Poplar	Harrisburg, Illinois 62946	1	26,551	618/253-5096
Sangamon	Carl Oblinger	200 South 9th Street	Springfield, Illinois 62701	7	178,386	217/753-6670
Schuyler	Jacqueline M. Rebman	P.O. Box 80	Rushville, Illinois 62681	8	7,498	217/322-4633
Scott	Joni Garrett	35 East Market St.	Winchester, Illinois 62694	7	5,644	217/742-5217
Shelby	Cheryl Roley	Main Street	Shelbyville, Illinois 62565	4	22,261	217/774-4212
Stark	Marian E. Purtscher	130 Main Street	Toulon, Illinois 61483	10	6,534	309/286-5941
Stephenson	Karla Toelke	15 North Galena St.	Freeport, Illinois 61032	15	48,052	815/235-8266
Tazewell	Pamela J. Gardner	342 Court Street	Pekin, Illinois 61554	10	123,692	309/477-2215
Union	Mattilene Page	309 West Market St.	Jonesboro, Illinois 62952	1	17,619	618/833-5913
Vermilion	Sally Armes	7 North Vermilion St	Danville, Illinois 61832	5	88,257	217/431-2534
Wabash	Larry Benham	401 Market, Box 1057	Mt. Carmel, Illinois 62863	2	13,111	618/262-5362
Warren	Beverly E. Davis	Public Square	Monmouth, Illinois 61462	9	19,181	309/734-5179
Washington	Harold Reinhardt	101 E. St. Louis St.	Nashville, Illinois 62263	20	14,965	618/327-3383
Wayne	Elias Simpson	301 East Main Street	Fairfield, Illinois 62837	2	17,241	618/847-4701
White	Ellen I. Pettijohn	301 East Main Street	Carmi, Illinois 62821	2	16,522	618/382-2321
Whiteside	Jane Fransen	200 East Knox Street	Morrison, Illinois 61270	14	60,186	815/772-5190
Will	Helen S. Harshbarger	14 West Jefferson St	Joliet, Illinois 60431	12	357,313	815/727-8592
Williamson	Marie Basler	200 West Jefferson	Marion, Illinois 62959	1	57,733	618/997-1117
Winnebago	Ronald E. Kotche	400 West State St.	Rockford, Illinois 61101	17	252,913	815/987-2515
Woodford	Arthur L. Garber	115 North Main St.	Eureka, Illinois 61530	11	32,653	309/467-3312

GRAPHICAL PRESENTATION
OF
FIVE YEAR TRENDS
- -
TOTAL CASELOAD
AND
SELECTED CASE CATEGORIES
- -
CIRCUIT COURTS OF ILLINOIS

The term "added" in circuit court reports in this section means the total of new cases filed, cases reinstated, and cases transferred. In previous annual reports, this total appeared in the "Net Added" column.

SELECTED CASE DEFINITIONS

FELONY: a criminal case in which the offense carries a penalty of at least one year in prison. **FAMILY**: adoptions, proceedings to establish parent-child relationship, and actions relating to child support. **JUVENILE**: a minor who is abused, addicted, delinquent, neglected or dependent, or requires authoritative intervention: **CIVIL**: includes lawsuits for monetary damages; small claims (amounts under $2,500); chancery (e.g., title to real property, injunctions, and construction of wills or trusts); miscellaneous remedy (e.g., review of decisions of administrative bodies, habeas corpus matters, and demolition); probate (estates of deceased persons and guardianships); dissolution of marriage (e.g., divorce, separate maintenance, and annulment); mental health (e.g., commitment and discharge from mental facilities); eminent domain (e.g., compensation when property is taken for public use); municipal corporation and tax (e.g., matters pertaining to the organization of municipalities and collection of taxes at the local level).

CIRCUIT COURTS OF ILLINOIS

5 YEAR TREND

TOTAL CASELOAD

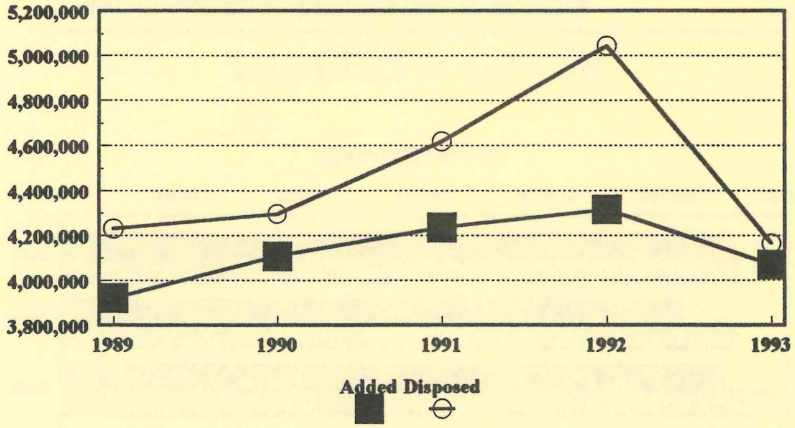

TRAFFIC CASES*

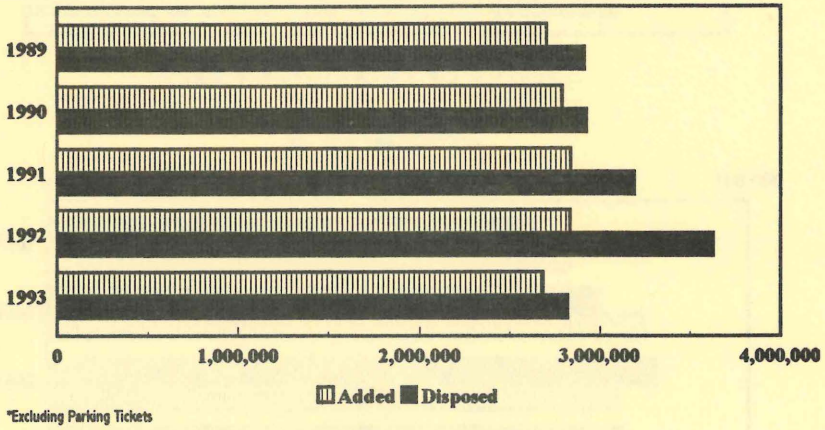

*Excluding Parking Tickets

CIVIL CASES

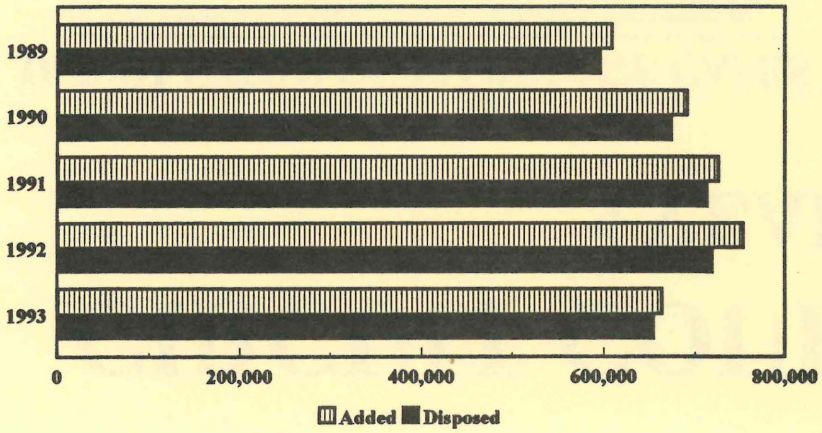

FELONY CASES

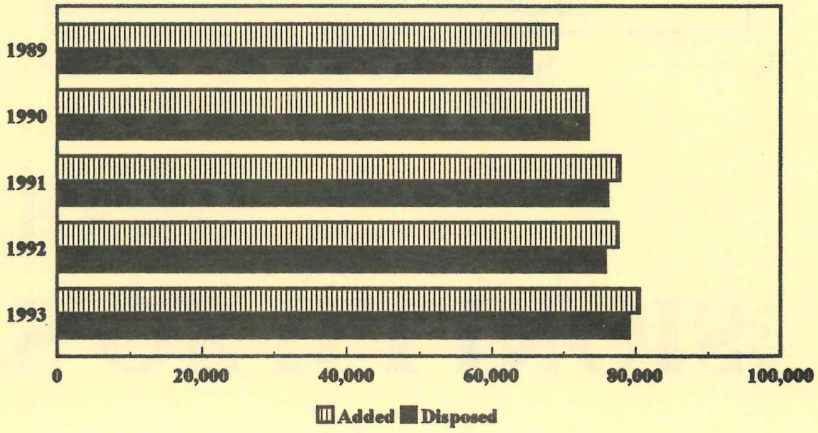

CIRCUIT COURTS OF ILLINOIS

5 YEAR TREND

DISSOLUTION OF MARRIAGE CASES

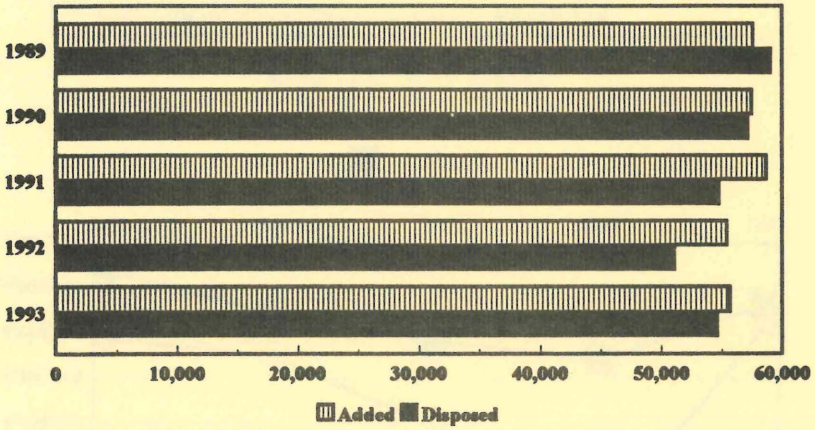

FAMILY CASES

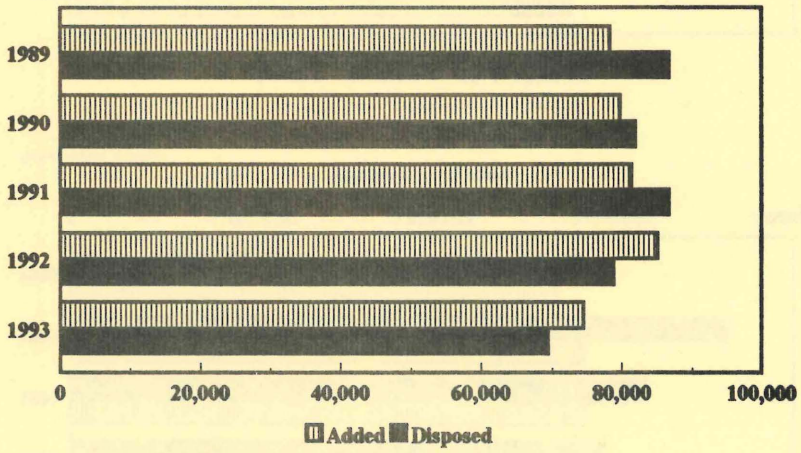

JUVENILE CASES

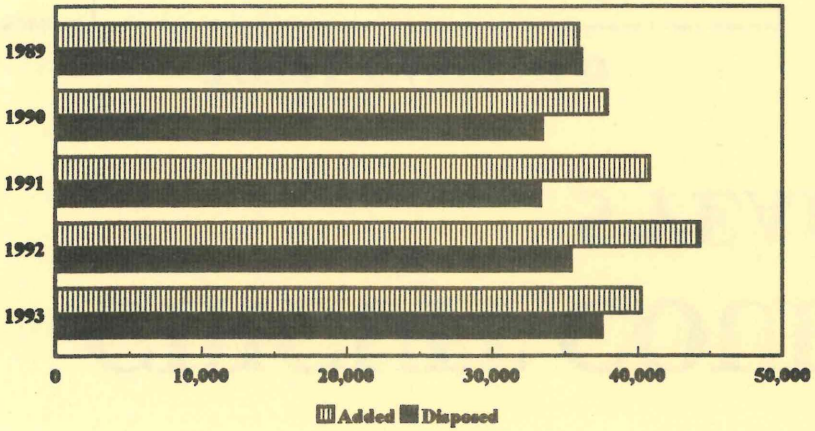

CHANCERY CASES



CIRCUIT COURTS OF ILLINOIS

5 YEAR TREND

LAW CASES $15,000 AND LESS

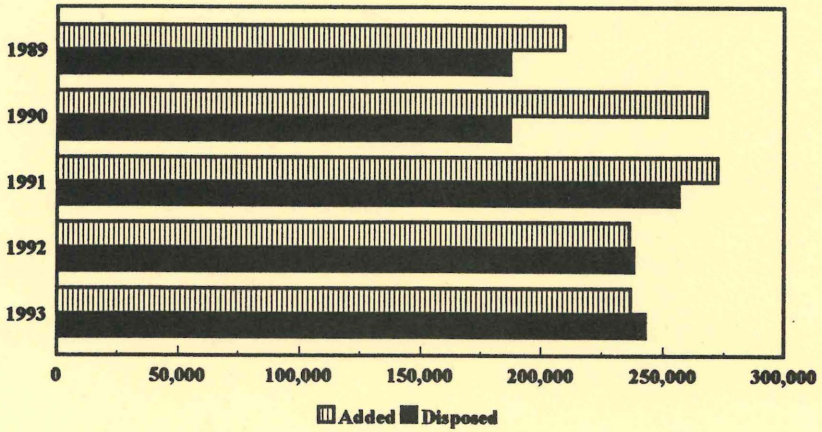

LAW CASES OVER $15,000

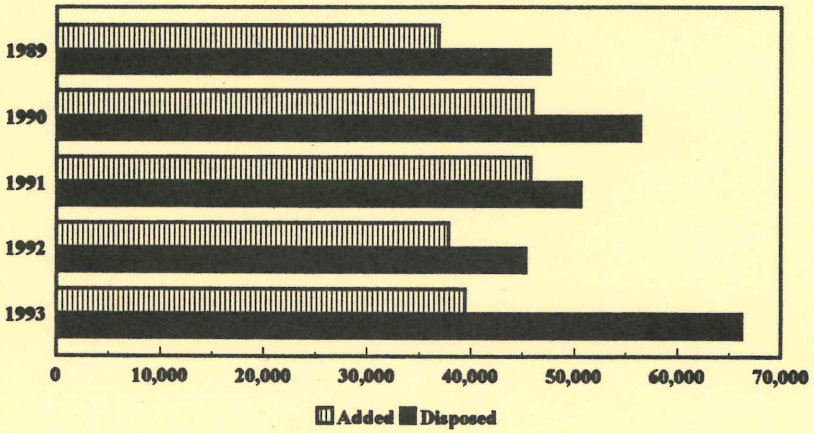

CASELOAD AND STATISTICAL RECORDS
- -
CIRCUIT COURTS OF ILLINOIS

CASELOAD SUMMARIES BY CIRCUIT
CIRCUIT COURTS OF ILLINOIS
(CALENDAR YEAR 1993)

CIRCUIT	(a) PENDING AT START	ADDED	DISPOSED OF	(a) PENDING AT END	CHANGE IN PENDING NUMBER	CHANGE IN PENDING PERCENT	CASES DISPOSED AS % OF TOTAL ADDED
1st	9,370	61,041	62,044	9,107	-263	-2.81%	101.64%
2nd	8,752	36,014	33,870	9,303	551	6.30%	94.05%
3rd	22,481	74,913	66,235	25,293	2,812	12.51%	88.42%
4th	8,595	50,143	50,130	8,839	244	2.84%	99.97%
5th	12,909	41,413	35,940	14,494	1,585	12.28%	86.78%
6th	26,810	82,256	80,392	29,359	2,549	9.51%	97.73%
7th	37,858	82,846	76,542	40,348	2,490	6.58%	92.39%
8th	6,297	29,856	28,344	6,363	66	1.05%	94.94%
9th	7,526	37,654	36,008	7,722	196	2.60%	95.63%
10th	23,140	73,944	86,468	21,158	-1,982	-8.57%	116.94%
11th	11,808	64,997	64,556	11,127	-681	-5.77%	99.32%
12th	16,055	91,490	101,351	15,085	-970	-6.04%	110.78%
13th	6,714	47,935	50,963	6,029	-685	-10.20%	106.32%
14th	14,719	74,602	73,681	15,141	422	2.87%	98.77%
15th	7,749	42,619	41,119	8,491	742	9.58%	96.48%
16th	19,163	134,272	128,566	22,408	3,245	16.93%	95.75%
17th	30,402	96,903	87,426	33,319	2,917	9.59%	90.22%
18th	17,455	195,365	217,257	15,752	-1,703	-9.76%	111.21%
19th	17,391	248,527	222,099	18,108	717	4.12%	89.37%
20th	16,631	112,267	110,016	16,076	-555	-3.34%	97.99%
21st	14,270	36,480	35,011	14,886	616	4.32%	95.97%
Downstate Total	336,095	1,715,537	1,688,018	348,408	12,313	3.66%	98.40%
Cook County	1,120,220	2,353,947	2,475,756	1,198,926	78,706	7.03%	105.17%
State Total	1,456,315	4,069,484	4,163,774	1,547,334	91,019	6.25%	102.32%

(a) Includes all case categories with the exception of pending counts for Ordinance Violations, Conservation Violations and Traffic Violations.

CASE FILING RATIO: JUDGE/POPULATION
CIRCUIT COURTS OF ILLINOIS
(CALENDAR YEAR 1993)

CIRCUIT	NUMBER OF COUNTIES	POPULATION 1990 CENSUS (OFFICIAL COUNT)	TOTAL NUMBER OF CASES ADDED DURING 1993	NUMBER OF JUDGES *			NUMBER OF CASES ADDED PER JUDGE	NUMBER OF CASES ADDED PER 1000 POPULATION
				CIRCUIT	ASSOCIATE	TOTAL		
1st	9	211,591	61,041	14	7	21	2,907	288.5
2nd	12	204,231	36,014	15	5	20	1,801	176.3
3rd	2	264,229	74,913	9	10	19	3,943	283.5
4th	9	240,578	50,143	12	6	18	2,786	208.4
5th	5	186,087	41,413	10	5	15	2,761	222.5
6th	6	355,689	82,256	12	11	23	3,576	231.3
7th	6	303,962	82,846	12	10	22	3,766	272.6
8th	8	143,193	29,856	11	5	16	1,866	208.5
9th	6	178,367	37,654	9	7	16	2,353	211.1
10th	5	331,629	73,944	10	11	21	3,521	223.0
11th	5	246,207	64,997	9	8	17	3,823	264.0
12th	1	357,313	91,490	6	14	20	4,575	256.1
13th	3	174,938	47,935	7	6	13	3,687	274.0
14th	4	277,358	74,602	12	9	21	3,552	269.0
15th	5	167,027	42,619	8	6	14	3,044	255.2
16th	3	434,816	134,272	14	13	27	4,973	308.8
17th	2	283,719	96,903	8	11	19	5,100	341.5
18th	1	781,666	195,365	13	26	39	5,009	249.9
19th	2	699,659	248,527	13	26	39	6,372	355.2
20th	5	356,234	112,267	12	12	24	4,678	315.1
21st	2	127,042	36,480	6	3	9	4,053	287.1
Downstate Total	101	6,325,535	1,715,537	222	211	433	3,962	271.2
Cook County	1	5,105,067	2,353,947	225	173	398	5,914	461.1
State Total	102	11,430,602	4,069,484	447	384	831	4,897	356.0

*Count taken on 12/31/93.

CASELOAD STATISTICS BY COUNTY
CIRCUIT COURTS OF ILLINOIS
(CALENDAR YEAR 1993)

Circuit	County		Law Over $15,000		Law $15,000 or Less		Chancery	Miscellaneous Remedy	Eminent Domain	Tax	Municip. Corp.	Mental Health	Dissolution of Marriage	Family	Juvenile	Probate	Felony	Misdemeanor	Small Claims	Ordinance Violations	Traffic Violations	Conservation Violations	TOTAL
			Jury	Non-Jury	Jury	Non-Jury																	
1st.....	Alexander	Added	0	37	0	81	7	68	0	17	0	0	83	161	47	48	173	140	90	29	3,873	51	4,905
		Disposed Of.....	2	29	0	100	24	111	0	10	0	0	96	229	31	73	218	143	71	23	3,591	47	4,798
		Active.....	2	52	1	24	4	51	10	56	2	0	25	50	48	50	36	48	34	-	-	-	493
1st.....	Jackson	Added	105	96	2	359	42	70	4	42	0	0	317	365	67	127	572	970	845	1,430	8,184	309	13,906
		Disposed Of.....	159	83	13	425	52	93	4	39	0	0	346	371	54	80	680	1,080	1,007	1,551	8,546	305	14,888
		Active.....	162	49	8	84	36	28	4	12	0	1	97	96	54	435	259	333	215	-	-	-	1,873
1st.....	Johnson	Added	10	5	0	25	10	83	0	28	0	0	108	33	41	21	122	163	59	1	3,111	75	3,895
		Disposed Of.....	10	6	1	24	19	84	1	29	0	0	99	30	39	21	111	187	63	1	3,013	80	3,818
		Active.....	18	7	2	12	7	17	5	1	0	0	38	12	33	68	37	27	13	-	-	-	297
1st.....	Massac	Added	19	11	0	47	15	38	0	10	0	0	130	118	53	54	140	240	106	66	3,564	27	4,638
		Disposed Of.....	16	4	6	45	11	31	0	6	0	0	128	116	51	35	75	231	102	54	3,293	32	4,236
		Active.....	32	9	2	14	17	26	0	23	0	0	31	24	24	133	66	77	20	-	-	-	498
1st.....	Pope	Added	0	6	0	11	2	20	0	3	0	0	28	11	12	8	41	60	19	0	635	85	941
		Disposed Of.....	6	6	0	8	8	37	0	19	1	0	39	31	24	12	74	84	42	0	599	114	1,104
		Active.....	8	3	0	4	3	2	0	1	0	0	6	6	7	52	21	15	3	-	-	-	131
1st.....	Pulaski	Added	1	6	2	23	10	54	0	12	0	1	52	73	54	26	134	194	49	7	7,069	64	7,831
		Disposed Of.....	4	3	1	14	1	40	0	18	0	0	37	61	26	12	106	165	60	3	7,566	46	8,163
		Active.....	8	15	2	22	25	30	0	8	0	1	40	53	47	127	86	109	26	-	-	-	599
1st.....	Saline	Added	12	71	0	180	36	227	1	15	0	2	258	87	85	82	197	101	311	948	4,278	81	6,972
		Disposed Of.....	26	63	2	191	50	220	3	7	0	2	231	70	118	32	252	126	279	992	4,438	87	7,189
		Active.....	43	121	1	100	58	90	0	13	1	0	108	44	76	229	112	102	200	-	-	-	1,298
1st.....	Union	Added	12	15	0	51	25	54	0	7	0	274	164	135	50	83	167	329	242	47	3,111	115	4,881
		Disposed Of.....	24	15	0	53	12	62	0	7	0	273	175	148	51	41	143	380	210	29	2,909	109	4,641
		Active.....	45	17	0	41	46	48	0	9	0	32	44	63	106	452	139	254	83	-	-	-	1,379
1st.....	Williamson	Added	151	90	4	302	55	110	1	84	0	0	498	409	106	141	469	1,026	795	331	8,391	109	13,072
		Disposed Of.....	116	97	4	295	62	97	4	70	0	0	596	411	104	111	508	970	819	325	8,505	113	13,207
		Active.....	228	127	6	171	91	105	0	22	0	0	118	85	71	480	317	514	204	-	-	-	2,539
1st.....	CIRCUIT	Added	310	337	8	1,079	202	724	6	218	0	277	1,638	1,392	515	590	2,015	3,223	2,516	2,859	42,216	916	61,041
	TOTAL	Disposed Of.....	363	306	27	1,155	239	775	12	205	1	275	1,747	1,467	498	417	2,167	3,366	2,653	2,978	42,460	933	62,044
		Active.....	546	400	22	472	287	397	19	145	3	34	507	433	466	2,026	1,073	1,479	798	-	-	-	9,107
2nd.....	Crawford	Added	13	10	1	59	16	20	0	9	0	2	171	106	45	109	83	204	419	170	1,428	8	2,873
		Disposed Of.....	10	6	3	44	16	19	0	9	0	2	143	79	39	71	89	201	345	149	1,435	7	2,667
		Active.....	25	33	3	108	81	42	1	2	0	0	96	75	22	371	27	40	221	-	-	-	1,147
2nd.....	Edwards	Added	0	10	0	7	15	5	0	1	0	1	52	23	10	23	38	69	34	5	798	13	1,104
		Disposed Of.....	0	9	0	5	12	2	0	1	0	1	46	17	3	20	25	74	33	5	744	14	1,011
		Active.....	0	24	0	13	25	16	0	19	0	1	27	34	11	87	17	63	39	-	-	-	376
2nd.....	Franklin	Added	88	47	4	133	52	45	0	0	16	0	376	310	68	145	201	287	433	39	3,962	161	6,367
		Disposed Of.....	73	25	0	112	47	58	0	10	5	2	330	276	55	118	199	247	396	36	3,699	140	5,828
		Active.....	142	63	4	109	61	28	0	4	17	2	164	124	34	583	87	119	173	-	-	-	1,714

CASELOAD STATISTICS BY COUNTY
CIRCUIT COURTS OF ILLINOIS
(CALENDAR YEAR 1993)

Circuit	County		Law Over $15,000		Law $15,000 or Less		Chancery	Miscellaneous Remedy	Eminent Domain	Tax	Municip. Corp.	Mental Health	Dissolution of Marriage	Family	Juvenile	Probate	Felony	Misdemeanor	Small Claims	Ordinance Violations	Traffic Violations	Conservation Violations	TOTAL
			Jury	Non-Jury	Jury	Non-Jury																	
2nd.....	Gallatin	Added	9	8	0	8	10	47	0	5	0	0	36	29	9	27	44	149	45	46	825	43	1,340
		Disposed Of.....	9	8	1	37	1	41	0	3	0	0	36	29	7	15	32	81	38	38	753	45	1,174
		Active.....	16	15	5	18	38	24	0	20	0	0	24	32	16	162	48	103	17	-	-	-	538
2nd.....	Hamilton	Added	4	4	0	6	9	14	0	9	0	0	51	24	13	27	51	73	60	1	555	14	915
		Disposed Of.....	7	3	0	21	4	13	0	32	0	0	46	20	14	34	39	75	54	0	446	8	816
		Active.....	9	10	0	15	22	7	0	7	0	0	24	19	4	38	23	40	31	-	-	-	249
2nd.....	Hardin	Added	3	5	1	19	2	5	0	14	0	0	41	20	3	20	37	64	18	34	389	4	679
		Disposed Of.....	3	6	1	20	2	12	0	10	0	0	45	20	2	9	40	78	27	18	363	13	669
		Active.....	10	7	1	8	4	4	0	18	0	0	12	10	13	63	13	11	13	-	-	-	187
2nd.....	Jefferson	Added	53	50	2	123	29	45	0	2	0	3	288	285	42	106	184	296	429	77	3,830	139	5,983
		Disposed Of.....	56	32	2	118	32	52	0	0	0	2	257	233	35	100	172	278	377	99	3,806	150	5,801
		Active.....	103	98	1	162	84	69	4	6	0	1	153	127	109	242	143	252	255	-	-	-	1,809
2nd.....	Lawrence	Added	11	9	0	49	26	22	0	12	0	4	140	94	37	75	74	240	142	42	1,115	10	2,102
		Disposed Of.....	8	8	0	50	27	52	0	10	0	4	131	86	42	51	62	254	124	44	1,144	9	2,106
		Active.....	41	12	0	45	23	29	0	9	0	0	67	32	7	239	54	91	64	-	-	-	713
2nd.....	Richland	Added	10	13	3	68	11	25	0	8	0	8	139	111	64	56	111	290	412	60	2,035	37	3,461
		Disposed Of.....	16	9	3	82	10	14	0	8	3	9	135	90	58	38	164	294	435	40	1,908	46	3,362
		Active.....	30	32	5	35	43	49	0	3	0	2	57	69	29	200	37	85	85	-	-	-	761
2nd.....	Wabash	Added	4	8	1	31	28	10	1	1	0	0	107	90	59	34	94	197	144	98	1,247	165	2,319
		Disposed Of.....	2	19	0	31	31	7	0	1	0	1	152	76	49	47	62	244	163	77	1,090	22	2,074
		Active.....	12	9	2	11	15	14	1	8	0	1	41	151	71	133	20	118	18	-	-	-	625
2nd.....	Wayne	Added	13	15	1	34	21	22	4	7	0	0	96	70	30	61	92	113	129	11	2,788	29	3,536
		Disposed Of.....	12	67	3	127	81	18	4	4	0	0	90	71	29	68	77	100	167	16	2,519	28	3,481
		Active.....	22	25	1	28	43	18	0	23	1	1	62	40	12	96	41	45	123	-	-	-	581
2nd.....	White	Added	5	18	1	33	15	27	0	6	3	0	113	120	25	72	134	338	129	8	4,266	22	5,335
		Disposed Of.....	15	16	1	31	20	17	3	5	2	0	93	78	20	76	80	316	111	2	3,981	14	4,881
		Active.....	12	20	2	23	18	17	0	8	5	0	43	60	21	134	60	136	44	-	-	-	603
2nd.....	CIRCUIT TOTAL	Added	213	197	14	570	234	287	5	74	19	18	1,610	1,282	405	755	1,143	2,320	2,394	591	23,238	645	36,014
		Disposed Of.....	211	208	14	678	283	305	7	93	10	21	1,504	1,075	353	647	1,041	2,242	2,270	524	21,888	496	33,870
		Active.....	422	348	24	575	457	317	6	127	23	8	770	773	349	2,348	570	1,103	1,083	-	-	-	9,303
3rd.....	Bond	Added	6	12	1	44	15	21	0	6	1	0	116	86	63	50	136	287	202	35	1,697	43	2,821
		Disposed Of.....	12	11	2	43	14	13	0	7	5	0	105	40	65	34	105	269	287	2	1,712	16	2,742
		Active.....	20	17	4	40	12	13	0	2	5	0	38	49	11	201	75	115	109	-	-	-	711
3rd.....	Madison	Added	347	990	10	768	422	576	17	0	0	644	1,364	2,252	973	760	2,032	8,186	4,661	3,589	44,368	133	72,092
		Disposed Of.....	805	375	59	646	429	603	21	0	0	658	1,311	1,997	796	344	1,707	6,856	4,598	2,691	39,469	128	63,493
		Active.....	4,367	1,670	97	466	431	330	30	0	0	6	1,404	1,713	678	4,428	894	6,654	1,414	-	-	-	24,582
3rd.....	CIRCUIT TOTAL	Added	353	1,002	11	812	437	597	17	6	1	644	1,480	2,338	1,036	810	2,168	8,473	4,863	3,624	46,065	176	74,913
		Disposed Of.....	817	386	61	689	443	616	21	7	5	658	1,416	2,037	861	378	1,812	7,125	4,885	2,693	41,181	144	66,235
		Active.....	4,387	1,687	101	506	443	343	30	2	5	6	1,442	1,762	689	4,629	969	6,769	1,523	-	-	-	25,293

CASELOAD STATISTICS BY COUNTY
CIRCUIT COURTS OF ILLINOIS
(CALENDAR YEAR 1993)

Circuit	County		Law Over $15,000		Law $15,000 or Less		Chancery	Miscellaneous Remedy	Eminent Domain	Tax	Municip. Corp.	Mental Health	Dissolution of Marriage	Family	Juvenile	Probate	Felony	Misdemeanor	Small Claims	Ordinance Violations	Traffic Violations	Conservation Violations	TOTAL
			Jury	Non-Jury	Jury	Non-Jury																	
4th.....	Christian	Added	58	25	4	128	33	41	3	28	1	12	246	336	137	148	146	390	601	130	5,430	93	7,990
		Disposed Of.....	37	26	2	138	37	26	2	24	0	11	248	321	108	99	108	431	578	121	5,130	114	7,561
		Active.....	81	21	3	33	72	59	3	28	3	1	80	130	60	711	45	95	125	-	-	-	1,550
4th.....	Clay	Added	4	10	0	34	15	23	0	3	0	0	113	119	22	54	45	188	246	67	866	6	1,815
		Disposed Of.....	7	14	1	30	10	20	0	3	0	0	114	116	19	79	42	186	266	71	895	6	1,879
		Active.....	8	6	0	11	27	9	0	5	0	0	33	20	11	98	10	29	52	-	-	-	319
4th.....	Clinton	Added	31	24	0	50	24	63	0	11	0	0	118	159	140	89	208	583	219	4	3,537	136	5,396
		Disposed Of.....	44	17	0	63	22	106	1	3	0	0	123	146	116	62	240	584	272	3	3,549	177	5,528
		Active.....	59	19	0	12	64	32	0	20	0	1	31	31	43	275	84	134	24	-	-	-	829
4th.....	Effingham	Added	31	35	1	151	22	53	0	2	0	0	190	187	127	110	156	437	779	6	5,394	16	7,697
		Disposed Of.....	71	35	0	142	24	56	0	2	0	0	165	186	117	199	198	454	728	5	6,549	16	8,947
		Active.....	60	9	1	57	18	23	0	1	0	0	95	27	33	230	55	96	115	-	-	-	820
4th.....	Fayette	Added	10	16	1	56	17	31	0	9	0	0	163	116	60	82	134	347	526	7	3,650	50	5,275
		Disposed Of.....	18	18	0	43	20	33	0	8	0	0	222	106	54	85	112	266	542	5	3,447	51	5,030
		Active.....	32	10	3	46	53	29	0	16	2	0	56	57	26	289	68	127	236	-	-	-	1,050
4th.....	Jasper	Added	3	6	0	16	13	13	0	10	0	0	72	51	43	46	69	145	87	5	1,303	57	1,939
		Disposed Of.....	9	6	0	18	12	8	0	9	0	0	78	48	33	59	44	159	66	5	1,223	49	1,826
		Active.....	5	8	0	11	16	15	0	4	0	0	25	12	13	90	16	35	43	-	-	-	293
4th.....	Marion	Added	105	68	0	195	37	73	7	4	1	18	346	261	210	158	231	454	491	194	5,022	26	7,901
		Disposed Of.....	108	71	0	176	58	78	8	2	1	17	302	221	211	131	254	422	634	243	4,908	37	7,882
		Active.....	121	32	2	170	46	39	7	7	0	1	269	193	47	654	67	174	182	-	-	-	2,011
4th.....	Montgomery	Added	19	35	3	94	35	88	6	18	1	11	177	220	89	133	162	730	1,021	22	6,050	65	8,979
		Disposed Of.....	39	29	5	98	11	48	4	9	2	9	194	218	77	69	133	758	977	25	5,775	56	8,536
		Active.....	46	34	2	82	55	64	9	23	1	2	59	40	27	399	84	200	266	-	-	-	1,393
4th.....	Shelby	Added	21	18	1	62	15	32	1	4	0	0	130	121	38	106	82	360	320	5	1,672	163	3,151
		Disposed Of.....	20	15	1	58	11	29	1	4	0	2	128	106	32	90	71	324	335	3	1,541	170	2,941
		Active.....	34	12	1	12	12	13	0	3	0	0	35	27	20	222	42	102	39	-	-	-	574
4th.....	CIRCUIT TOTAL	Added	282	237	10	786	211	417	17	89	3	41	1,555	1,570	866	926	1,233	3,634	4,290	440	32,924	612	50,143
		Disposed Of.....	353	231	9	766	205	404	16	64	3	39	1,574	1,468	767	873	1,202	3,584	4,398	481	33,017	676	50,130
		Active.....	446	151	12	434	363	283	19	107	6	5	683	537	280	2,968	471	992	1,082	-	-	-	8,839
5th.....	Clark	Added	11	8	1	54	9	21	1	3	0	0	107	63	26	72	48	206	454	13	2,748	29	3,874
		Disposed Of.....	16	9	0	51	13	11	0	4	0	0	102	43	16	109	54	256	427	16	3,284	22	4,433
		Active.....	25	19	2	35	19	16	1	1	0	0	57	54	32	239	16	117	188	-	-	-	821
5th.....	Coles	Added	53	61	21	201	48	85	0	15	0	32	377	312	242	158	295	1,000	1,073	1,824	6,106	51	11,954
		Disposed Of.....	63	69	13	131	28	58	0	11	0	25	339	231	154	159	242	843	826	1,109	5,514	43	9,858
		Active.....	127	77	7	228	87	125	0	28	0	22	195	225	140	499	121	307	1,048	-	-	-	3,236
5th.....	Cumberland	Added	12	5	1	24	7	11	0	4	0	0	79	48	24	28	33	100	68	7	1,795	15	2,261
		Disposed Of.....	8	3	0	17	5	6	0	3	0	0	83	31	37	30	31	105	68	3	1,770	21	2,221
		Active.....	19	18	3	49	22	12	0	5	0	3	62	83	39	119	25	95	92	-	-	-	646

CASELOAD STATISTICS BY COUNTY
CIRCUIT COURTS OF ILLINOIS
(CALENDAR YEAR 1993)

Circuit	County		Law Over $15,000		Law $15,000 or Less		Chancery	Miscellaneous Remedy	Eminent Domain	Tax	Municip. Corp.	Mental Health	Dissolution of Marriage	Family	Juvenile	Probate	Felony	Misdemeanor	Small Claims	Ordinance Violations	Traffic Violations	Conservation Violations	TOTAL
			Jury	Non-Jury	Jury	Non-Jury																	
5th.....	Edgar	Added	16	14	0	70	21	49	0	2	0	0	167	104	77	117	174	365	355	14	1,757	5	3,307
		Disposed Of.....	28	23	0	70	11	34	0	0	0	0	154	90	67	113	107	447	350	17	1,667	15	3,193
		Active.....	32	20	1	84	71	24	0	11	0	0	87	100	97	604	67	170	272	-	-	-	1,640
5th.....	Vermilion	Added	137	104	0	689	77	157	10	64	0	32	596	743	307	334	531	1,139	1,593	932	12,417	155	20,017
		Disposed Of.....	128	66	16	573	58	88	8	38	0	116	473	623	259	195	457	1,202	1,416	1,493	8,905	121	16,235
		Active.....	346	157	0	637	166	221	17	157	0	27	403	783	266	1,894	458	1,107	1,512	-	-	-	8,151
5th.....	CIRCUIT	Added	229	192	23	1,038	162	323	11	88	0	64	1,326	1,270	676	709	1,081	2,810	3,543	2,790	24,823	255	41,413
	TOTAL	Disposed Of.....	243	170	29	842	115	197	8	56	0	141	1,151	1,018	533	606	891	2,853	3,087	2,638	21,140	222	35,940
		Active.....	549	291	13	1,033	365	398	18	202	0	52	804	1,245	574	3,355	687	1,796	3,112	-	-	-	14,494
6th.....	Champaign	Added	352	182	3	628	147	189	2	1	1	40	912	1,332	478	842	1,231	1,270	3,971	852	23,260	19	35,712
		Disposed Of.....	321	170	3	634	160	189	4	0	0	35	822	1,222	385	298	1,411	1,429	3,273	888	24,602	4	35,850
		Active.....	665	372	20	765	219	134	5	10	4	6	769	1,262	628	3,772	461	325	3,355	-	-	-	12,772
6th.....	DeWitt	Added	19	13	0	104	12	15	2	4	0	0	111	132	75	102	135	398	553	21	1,493	205	3,394
		Disposed Of.....	22	6	0	101	15	8	1	3	0	0	90	125	71	79	66	474	540	21	1,365	184	3,171
		Active.....	41	11	2	46	13	15	3	3	0	0	49	50	23	248	53	137	152	-	-	-	846
6th.....	Douglas	Added	18	15	2	71	28	21	1	1	0	0	94	96	30	65	91	177	127	39	3,786	11	4,673
		Disposed Of.....	22	7	1	54	20	17	2	2	0	0	103	95	19	81	94	195	156	30	3,246	14	4,158
		Active.....	28	12	1	33	17	10	1	2	0	0	46	20	15	123	36	100	19	-	-	-	463
6th.....	Macon	Added	176	168	3	1,201	172	168	4	165	63	308	1,017	1,337	583	478	1,134	2,247	3,028	1,141	19,851	95	33,339
		Disposed Of.....	138	244	7	1,132	99	147	7	127	61	297	1,041	1,134	486	309	1,029	1,924	3,201	2,342	17,315	1,475	32,515
		Active.....	429	983	7	1,591	442	244	6	103	177	66	1,822	912	456	2,043	591	1,227	3,322	-	-	-	14,421
6th.....	Moultrie	Added	8	11	0	33	9	11	1	3	0	0	62	47	37	73	41	133	117	4	1,571	68	2,229
		Disposed Of.....	11	4	0	31	9	5	0	2	1	0	58	50	15	65	39	142	98	2	1,342	53	1,927
		Active.....	12	12	1	21	12	8	1	4	0	0	37	13	43	124	12	16	53	-	-	-	369
6th.....	Piatt	Added	11	6	0	13	10	8	0	9	0	0	84	72	26	77	48	159	178	47	2,153	8	2,909
		Disposed Of.....	7	8	0	21	10	8	0	21	0	0	88	76	36	67	32	197	173	17	2,000	10	2,771
		Active.....	18	10	0	14	12	6	0	11	2	0	42	33	13	220	18	26	63	-	-	-	488
6th.....	CIRCUIT	Added	584	395	8	2,050	378	412	10	183	64	348	2,280	3,016	1,229	1,637	2,680	4,384	7,974	2,104	52,114	406	82,256
	TOTAL	Disposed Of.....	521	439	11	1,973	313	374	14	155	62	332	2,202	2,702	1,012	899	2,671	4,361	7,441	3,300	49,870	1,740	80,392
		Active.....	1,193	1,400	31	2,470	715	417	16	133	183	72	2,765	2,290	1,178	6,530	1,171	1,831	6,964	-	-	-	29,359
7th.....	Greene	Added	22	32	0	37	19	54	0	33	0	1	100	34	50	88	98	117	184	9	1,388	38	2,304
		Disposed Of.....	29	32	1	50	24	52	0	50	0	1	83	31	31	85	74	136	182	7	1,349	32	2,249
		Active.....	29	16	0	7	11	7	0	12	0	0	33	13	22	194	34	45	20	-	-	-	443
7th.....	Jersey	Added	9	27	6	49	29	56	0	5	0	0	263	118	38	61	155	399	206	25	2,896	63	4,405
		Disposed Of.....	17	29	0	43	24	42	0	2	0	0	258	92	33	36	145	404	192	28	3,038	59	4,442
		Active.....	45	24	6	43	26	18	0	3	0	0	44	53	15	196	49	132	65	-	-	-	719
7th.....	Macoupin	Added	40	38	3	174	50	22	1	44	2	0	337	111	76	165	239	656	1,002	431	5,785	41	9,217
		Disposed Of.....	28	33	5	831	35	21	1	10	1	0	399	24	31	900	124	517	1,440	179	5,248	36	9,863
		Active.....	77	228	8	181	202	80	7	74	10	12	254	414	381	521	182	1,032	415	-	-	-	4,078

CASELOAD STATISTICS BY COUNTY
CIRCUIT COURTS OF ILLINOIS
(CALENDAR YEAR 1993)

Circuit	County		Law Over $15,000 Jury	Law Over $15,000 Non-Jury	Law $15,000 or Less Jury	Law $15,000 or Less Non-Jury	Chancery	Miscellaneous Remedy	Eminent Domain	Tax	Municip. Corp.	Mental Health	Dissolution of Marriage	Family	Juvenile	Probate	Felony	Misdemeanor	Small Claims	Ordinance Violations	Traffic Violations	Conservation Violations	TOTAL
7th.....	Morgan	Added	50	25	3	126	23	147	5	6	0	4	206	137	51	145	166	496	883	284	4,271	61	7,089
		Disposed Of.....	46	20	1	166	16	137	2	3	0	4	186	132	70	106	160	502	946	247	4,089	52	6,885
		Active.....	79	34	5	33	24	31	11	6	0	1	100	81	46	443	51	64	160	-	-	-	1,169
7th.....	Sangamon	Added	384	271	28	2,319	255	359	19	86	0	0	1,261	1,195	395	688	842	2,606	9,226	187	38,808	131	59,060
		Disposed Of.....	326	213	16	1,771	238	157	9	43	0	0	909	439	11	346	1,061	2,377	8,343	126	36,009	62	52,456
		Active.....	1,340	1,140	60	2,946	988	1,754	114	306	21	0	2,511	4,687	2,631	4,636	528	2,271	7,755	-	-	-	33,688
7th.....	Scott	Added	8	7	0	14	13	14	1	0	0	1	29	10	14	35	20	70	76	0	455	4	771
		Disposed Of.....	9	9	0	18	6	7	1	0	0	2	30	6	11	17	12	65	77	0	373	4	647
		Active.....	9	11	0	8	15	13	0	0	0	0	10	11	5	117	12	24	16	-	-	-	251
7th.....	CIRCUIT TOTAL	Added	513	400	40	2,719	389	652	26	174	2	6	2,196	1,605	624	1,182	1,520	4,344	11,577	936	53,603	338	82,846
		Disposed Of.....	455	336	23	2,879	343	416	13	108	1	7	1,865	724	187	1,490	1,576	4,001	11,180	587	50,106	245	76,542
		Active.....	1,579	1,453	79	3,218	1,266	1,903	132	401	31	13	2,952	5,259	3,100	6,107	856	3,568	8,431	-	-	-	40,348
8th.....	Adams	Added	72	56	2	283	60	72	2	26	0	207	418	327	213	322	430	639	1,698	2,994	5,238	106	13,165
		Disposed Of.....	88	77	2	329	74	60	7	35	0	205	455	282	234	252	290	725	1,748	2,952	4,578	67	12,460
		Active.....	135	45	6	101	39	51	1	13	0	16	175	141	60	691	285	494	1,081	-	-	-	3,334
8th.....	Brown	Added	0	7	1	9	9	21	0	1	0	0	45	32	14	22	27	114	74	0	1,141	33	1,550
		Disposed Of.....	1	7	1	13	9	20	0	1	0	0	38	28	16	20	47	128	103	0	1,145	22	1,599
		Active.....	2	2	0	6	5	6	0	0	0	0	20	6	1	71	12	43	43	-	-	-	217
8th.....	Calhoun	Added	3	5	0	33	0	6	0	0	1	0	10	7	11	22	24	59	34	3	506	79	803
		Disposed Of.....	6	8	0	34	6	6	0	0	1	0	10	9	12	28	25	68	40	3	499	68	823
		Active.....	5	7	0	17	4	3	0	0	0	0	4	2	10	54	17	19	10	-	-	-	152
8th.....	Cass	Added	7	8	0	33	12	17	0	11	0	0	92	72	77	63	164	377	170	1	1,505	63	2,672
		Disposed Of.....	7	7	0	35	13	22	1	15	0	0	99	78	67	69	132	341	170	1	1,392	55	2,504
		Active.....	16	8	1	18	12	4	0	5	0	0	28	43	23	158	84	96	34	-	-	-	530
8th.....	Mason	Added	7	5	1	56	19	74	0	17	2	1	80	98	140	70	124	318	166	13	3,012	78	4,281
		Disposed Of.....	20	7	3	43	9	74	0	12	1	0	72	83	100	56	96	322	153	8	2,726	88	3,873
		Active.....	11	5	2	29	25	6	2	15	1	1	36	48	101	215	51	85	72	-	-	-	705
8th.....	Menard	Added	3	7	1	22	16	9	9	2	0	0	65	65	35	52	33	85	236	20	1,086	27	1,773
		Disposed Of.....	8	4	2	25	16	9	8	2	2	0	58	66	34	35	34	82	224	19	1,064	23	1,715
		Active.....	13	5	1	9	15	3	1	1	0	0	31	21	7	112	11	30	57	-	-	-	317
8th.....	Pike	Added	14	33	1	55	22	15	0	15	3	1	100	96	66	75	105	177	350	33	2,695	92	3,948
		Disposed Of.....	20	23	1	56	28	12	3	13	1	1	103	80	75	116	137	181	301	26	2,609	64	3,850
		Active.....	21	37	2	38	24	9	6	10	2	0	36	36	19	325	69	71	138	-	-	-	843
8th.....	Schuyler	Added	3	7	1	18	4	6	2	1	0	0	54	28	27	32	28	116	114	6	1,174	43	1,664
		Disposed Of.....	8	5	1	17	6	7	1	9	0	1	54	22	23	37	22	122	114	6	1,019	46	1,520
		Active.....	6	6	0	11	7	2	1	0	0	0	13	11	6	78	20	68	36	-	-	-	265
8th.....	CIRCUIT TOTAL	Added	109	128	7	509	142	220	13	73	6	209	864	725	583	658	935	1,885	2,842	3,070	16,357	521	29,856
		Disposed Of.....	158	138	10	552	161	210	20	87	5	207	889	648	561	613	783	1,969	2,853	3,015	15,032	433	28,344
		Active.....	209	115	12	229	131	84	11	44	3	17	343	308	227	1,704	549	906	1,471	-	-	-	6,363

CASELOAD STATISTICS BY COUNTY
CIRCUIT COURTS OF ILLINOIS
(CALENDAR YEAR 1993)

Circuit	County		Law Over $15,000 Jury	Law Over $15,000 Non-Jury	Law $15,000 or Less Jury	Law $15,000 or Less Non-Jury	Chancery	Miscellaneous Remedy	Eminent Domain	Tax	Municip. Corp.	Mental Health	Dissolution of Marriage	Family	Juvenile	Probate	Felony	Misdemeanor	Small Claims	Ordinance Violations	Traffic Violations	Conservation Violations	TOTAL
9th.....	Fulton	Added	44	20	2	131	28	60	0	31	0	5	269	415	74	177	204	883	551	290	4,552	106	7,842
		Disposed Of.....	27	19	3	131	38	53	1	13	0	5	256	396	72	91	235	875	604	258	4,394	111	7,582
		Active.....	56	12	1	25	14	21	0	31	0	0	91	73	38	480	72	153	177	-	-	-	1,244
9th.....	Hancock	Added	11	10	6	48	11	20	3	0	0	0	111	75	25	116	74	281	232	6	1,806	51	2,886
		Disposed Of.....	10	11	8	41	9	19	1	1	0	2	93	65	21	106	61	299	212	8	1,875	43	2,885
		Active.....	15	16	0	21	15	7	3	0	0	0	63	31	17	316	19	46	94	-	-	-	663
9th.....	Henderson	Added	5	2	0	17	14	10	0	5	0	7	47	59	9	44	39	176	40	21	1,454	51	2,000
		Disposed Of.....	6	2	0	13	15	10	0	3	0	0	37	40	5	19	44	150	37	19	1,372	56	1,828
		Active.....	9	4	0	18	11	4	0	3	0	6	32	32	13	140	20	76	13	-	-	-	381
9th.....	Knox	Added	87	39	1	303	80	380	0	39	0	12	444	330	85	231	318	1,165	1,132	1,093	7,427	41	13,207
		Disposed Of.....	83	34	5	338	89	377	0	36	0	7	450	330	72	354	315	1,111	1,137	948	6,507	19	12,212
		Active.....	111	43	4	166	80	144	0	127	0	72	241	210	52	1,463	167	243	320	-	-	-	3,443
9th.....	McDonough	Added	16	14	1	95	22	50	1	11	0	0	168	113	45	116	107	742	493	462	3,981	53	6,490
		Disposed Of.....	27	18	1	85	20	58	10	29	0	0	170	128	38	119	101	747	491	474	3,764	42	6,322
		Active.....	40	24	1	62	25	39	6	15	0	0	59	45	30	301	66	256	152	-	-	-	1,121
9th.....	Warren	Added	15	16	1	76	7	12	12	17	0	1	135	146	129	95	124	544	526	257	3,103	13	5,229
		Disposed Of.....	17	9	0	76	9	11	10	14	0	1	121	135	94	106	113	517	542	260	3,130	14	5,179
		Active.....	25	20	2	37	13	7	10	9	0	0	59	41	44	297	66	135	105	-	-	-	870
9th.....	CIRCUIT TOTAL	Added	178	101	11	670	162	532	16	103	0	25	1,174	1,138	367	779	866	3,791	2,974	2,129	22,323	315	37,654
		Disposed Of.....	170	93	17	684	180	528	22	96	0	15	1,127	1,094	302	795	869	3,699	3,023	1,967	21,042	285	36,008
		Active.....	256	119	8	329	158	222	19	185	0	78	545	432	194	2,997	410	909	861	-	-	-	7,722
10th.....	Marshall	Added	7	6	0	39	12	25	0	0	0	0	72	49	19	65	43	121	114	8	1,530	14	2,124
		Disposed Of.....	15	7	2	32	11	24	0	0	0	0	50	41	17	62	31	111	134	11	1,427	19	1,994
		Active.....	14	4	0	16	16	11	0	0	0	0	45	31	12	192	37	61	13	-	-	-	452
10th.....	Peoria	Added	350	365	22	815	187	286	3	55	0	355	1,000	2,258	577	767	1,124	2,702	6,042	3,013	23,672	151	43,744
		Disposed Of.....	438	201	49	1,449	274	460	11	84	0	355	1,115	2,067	599	572	1,101	2,539	7,984	2,693	35,806	104	57,901
		Active.....	808	386	53	691	273	256	7	268	0	14	784	4,688	1,198	2,994	686	1,793	1,469	-	-	-	16,368
10th.....	Putnam	Added	3	6	1	19	8	4	0	1	0	0	19	17	13	29	13	45	81	5	586	17	867
		Disposed Of.....	2	0	0	6	0	2	0	0	0	0	4	2	3	4	17	40	51	8	520	13	672
		Active.....	11	12	2	26	25	3	0	10	0	1	43	37	18	113	7	16	84	-	-	-	408
10th.....	Stark	Added	2	2	0	16	6	12	0	1	0	0	34	29	36	32	27	43	59	14	333	17	663
		Disposed Of.....	2	1	0	14	7	10	0	4	0	0	34	24	31	40	19	61	67	9	306	11	640
		Active.....	3	1	0	10	9	6	0	4	0	0	18	16	15	84	20	30	6	-	-	-	222
10th.....	Tazewell	Added	140	83	4	582	78	120	24	43	1	10	925	913	253	440	507	1,124	1,348	1,180	18,684	87	26,546
		Disposed Of.....	217	57	6	554	74	124	3	34	0	11	937	900	267	394	415	1,039	1,405	962	17,797	65	25,261
		Active.....	280	101	7	122	119	52	37	20	1	0	378	180	76	1,274	269	558	234	-	-	-	3,708
10th.....	CIRCUIT TOTAL	Added	502	462	27	1,471	291	447	27	100	1	365	2,050	3,266	898	1,333	1,714	4,035	7,644	4,220	44,805	286	73,944
		Disposed Of.....	674	266	57	2,055	366	620	14	122	0	366	2,140	3,034	917	1,072	1,583	3,790	9,641	3,683	55,856	212	86,468
		Active.....	1,116	504	62	865	442	328	44	302	1	15	1,268	4,952	1,319	4,657	1,019	2,458	1,806	-	-	-	21,158

CASELOAD STATISTICS BY COUNTY
CIRCUIT COURTS OF ILLINOIS
(CALENDAR YEAR 1993)

Circuit	County		Law Over $15,000 Jury	Law Over $15,000 Non-Jury	Law $15,000 or Less Jury	Law $15,000 or Less Non-Jury	Chancery	Miscellaneous Remedy	Eminent Domain	Tax	Municip Corp.	Mental Health	Dissolution of Marriage	Family	Juvenile	Probate	Felony	Misdemeanor	Small Claims	Ordinance Violations	Traffic Violations	Conservation Violations	TOTAL
11th.....	Ford	Added	12	9	1	29	10	16	1	10	0	0	57	64	31	77	90	158	123	38	2,236	6	2,968
		Disposed Of.....	15	6	2	19	12	23	2	9	0	0	72	52	47	61	85	188	141	35	2,261	12	3,042
		Active.....	25	32	1	53	32	14	1	12	0	0	44	44	6	258	37	105	51	-	-	-	715
11th.....	Livingston	Added	58	20	5	118	32	71	3	13	0	0	235	268	111	227	310	644	592	243	5,237	78	8,265
		Disposed Of.....	42	28	6	141	20	87	3	14	0	0	222	253	95	175	240	702	648	227	5,197	59	8,159
		Active.....	89	30	6	35	98	46	0	10	0	0	242	120	92	935	191	307	100	-	-	-	2,301
11th.....	Logan	Added	21	19	0	124	28	57	1	22	1	3	208	214	86	162	151	425	605	138	6,813	18	9,096
		Disposed Of.....	28	14	0	114	19	44	0	7	1	1	190	184	75	187	161	441	614	146	5,853	18	8,097
		Active.....	46	26	0	55	52	33	3	25	0	4	123	102	96	963	56	97	259	-	-	-	1,940
11th.....	McLean	Added	167	153	8	724	94	166	1	3	2	16	677	600	248	305	1,158	1,939	3,104	1,266	27,711	54	38,396
		Disposed Of.....	252	149	24	976	137	215	16	3	2	14	583	604	234	405	1,179	2,154	4,276	1,153	27,523	55	39,954
		Active.....	372	142	37	280	184	73	5	0	2	2	425	202	114	1,060	633	1,558	492	-	-	-	5,581
11th.....	Woodford	Added	24	17	0	46	11	17	0	6	0	0	138	176	49	110	141	268	193	19	5,030	27	6,272
		Disposed Of.....	22	10	0	52	15	16	0	3	4	0	130	178	53	112	144	282	208	17	4,044	14	5,304
		Active.....	34	19	1	13	8	8	1	4	0	0	73	35	33	183	57	84	37	-	-	-	590
11th.....	CIRCUIT	Added	282	218	14	1,041	175	327	6	54	3	19	1,315	1,322	525	881	1,850	3,434	4,617	1,704	47,027	183	64,997
	TOTAL	Disposed Of.....	359	207	32	1,302	203	385	21	36	7	15	1,197	1,271	504	940	1,809	3,767	5,887	1,578	44,878	158	64,556
		Active.....	566	249	45	436	374	174	10	51	2	6	907	503	341	3,399	974	2,151	939	-	-	-	11,127
12th.....	Will	Added	575	453	49	3,215	685	3,473	17	212	3	136	1,656	1,186	540	636	2,336	3,609	4,208	10,931	57,163	407	91,490
		Disposed Of.....	832	331	105	3,501	716	2,842	57	244	0	113	1,678	898	539	361	2,246	4,043	4,833	12,010	65,572	430	101,351
		Active.....	1,113	316	84	262	490	1,410	42	327	17	66	877	1,690	863	3,672	1,658	1,807	391	-	-	-	15,085
12th.....	CIRCUIT	Added	575	453	49	3,215	685	3,473	17	212	3	136	1,656	1,186	540	636	2,336	3,609	4,208	10,931	57,163	407	91,490
	TOTAL	Disposed Of.....	832	331	105	3,501	716	2,842	57	244	0	113	1,678	898	539	361	2,246	4,043	4,833	12,010	65,572	430	101,351
		Active.....	1,113	316	84	262	490	1,410	42	327	17	66	877	1,690	863	3,672	1,658	1,807	391	-	-	-	15,085
13th.....	Bureau	Added	46	21	1	132	31	41	2	21	0	0	170	132	130	149	96	793	721	158	5,951	40	8,635
		Disposed Of.....	29	18	3	139	39	48	1	17	0	0	193	145	136	111	112	820	721	356	6,442	33	9,363
		Active.....	92	24	2	26	25	15	6	21	0	0	72	28	64	597	23	118	166	-	-	-	1,279
13th.....	Grundy	Added	43	36	1	115	39	40	8	5	0	5	239	198	105	149	135	1,116	340	174	10,462	82	13,292
		Disposed Of.....	80	44	4	122	65	46	1	6	0	5	218	199	96	183	148	1,284	394	153	10,884	71	14,003
		Active.....	86	32	5	39	23	16	7	12	0	0	97	31	57	249	78	262	67	-	-	-	1,061
13th.....	LaSalle	Added	231	102	7	627	128	158	6	66	2	20	710	542	297	392	439	1,780	2,112	1,350	16,651	388	26,008
		Disposed Of.....	264	86	14	619	124	179	5	35	1	21	741	574	310	770	544	1,942	2,191	1,563	17,140	474	27,597
		Active.....	588	83	18	186	153	55	9	43	1	0	196	96	167	1,234	156	339	365	-	-	-	3,689
13th.....	CIRCUIT	Added	320	159	9	874	198	239	16	92	2	25	1,119	872	532	690	670	3,689	3,173	1,682	33,064	510	47,935
	TOTAL	Disposed Of.....	373	148	21	880	228	273	7	58	1	26	1,152	918	542	1,064	804	4,046	3,306	2,072	34,466	578	50,963
		Active.....	766	139	25	251	201	86	22	76	1	0	365	155	288	2,080	257	719	598	-	-	-	6,029

CASELOAD STATISTICS BY COUNTY
CIRCUIT COURTS OF ILLINOIS
(CALENDAR YEAR 1993)

Circuit	County		Law Over $15,000		Law $15,000 or Less		Chancery	Miscellaneous Remedy	Eminent Domain	Tax	Municip Corp.	Mental Health	Dissolution of Marriage	Family	Juvenile	Probate	Felony	Misdemeanor	Small Claims	Ordinance Violations	Traffic Violations	Conservation Violations	TOTAL
			Jury	Non-Jury	Jury	Non-Jury																	
14th.....	Henry	Added	44	39	1	136	35	82	0	3	0	2	251	219	106	225	326	797	656	429	9,731	42	13,124
		Disposed Of.....	45	59	2	161	36	90	2	31	0	2	225	303	86	230	342	775	613	403	9,696	55	13,156
		Active.....	63	46	22	70	34	31	0	6	0	0	130	62	46	744	257	405	217	-	-	-	2,133
14th.....	Mercer	Added	9	11	0	29	7	32	2	30	0	6	98	126	35	79	46	235	219	34	1,688	47	2,733
		Disposed Of.....	9	14	0	46	10	29	1	23	0	3	104	134	30	60	66	267	310	42	1,729	47	2,924
		Active.....	24	17	0	14	16	8	0	13	0	0	29	30	20	285	17	90	59	-	-	-	622
14th.....	Rock Island	Added	233	110	10	1,097	160	198	6	52	0	0	943	1,038	243	547	1,098	2,492	3,730	2,762	30,384	90	45,193
		Disposed Of.....	350	150	26	958	149	171	13	35	0	0	1,026	1,353	136	565	883	2,325	3,850	2,503	29,151	98	43,742
		Active.....	357	173	16	557	184	195	28	249	0	3	460	620	214	3,069	732	1,655	663	-	-	-	9,175
14th.....	Whiteside	Added	37	86	0	377	42	170	2	15	0	9	388	257	156	198	348	1,042	1,493	217	8,630	85	13,552
		Disposed Of.....	73	58	3	358	49	171	7	14	0	9	395	214	132	192	366	1,018	1,448	173	9,082	97	13,859
		Active.....	99	71	2	227	74	62	9	15	0	0	246	177	47	887	129	541	625	-	-	-	3,211
14th.....	CIRCUIT	Added	323	246	11	1,639	244	482	10	100	0	17	1,680	1,640	540	1,049	1,818	4,566	6,098	3,442	50,433	264	74,602
	TOTAL	Disposed Of.....	477	281	31	1,523	244	461	23	103	0	14	1,750	2,004	384	1,047	1,657	4,385	6,221	3,121	49,658	297	73,681
		Active.....	543	307	40	868	308	296	37	283	0	3	865	889	327	4,985	1,135	2,691	1,564	-	-	-	15,141
15th.....	Carroll	Added	11	16	2	49	27	21	0	43	0	2	85	83	88	67	100	321	131	16	1,930	86	3,078
		Disposed Of.....	10	18	1	34	22	14	1	54	0	6	78	65	92	57	91	304	98	22	2,271	81	3,319
		Active.....	16	17	4	55	21	31	1	14	0	1	47	61	22	236	52	118	138	-	-	-	834
15th.....	JoDaviess	Added	19	29	0	63	46	49	0	23	0	0	116	106	24	85	108	466	291	395	4,116	142	6,078
		Disposed Of.....	14	30	2	63	51	57	0	23	0	0	106	90	44	71	75	455	299	390	4,293	114	6,177
		Active.....	45	38	0	39	56	24	3	18	0	0	56	34	30	378	38	130	101	-	-	-	990
15th.....	Lee	Added	42	46	2	163	33	82	15	1	0	17	250	230	121	125	230	999	763	79	7,706	56	10,960
		Disposed Of.....	40	34	5	165	32	94	2	2	0	16	261	203	123	217	159	948	912	61	7,667	43	10,984
		Active.....	80	39	0	80	47	36	19	2	1	1	102	62	40	559	84	392	287	-	-	-	1,831
15th.....	Ogle	Added	33	35	2	176	43	70	4	52	1	1	256	293	157	131	177	624	389	557	5,809	87	8,897
		Disposed Of.....	42	26	0	205	54	80	3	82	1	1	244	298	184	189	166	541	399	476	5,261	84	8,336
		Active.....	56	38	4	59	33	16	3	27	1	0	129	80	51	348	95	231	153	-	-	-	1,324
15th.....	Stephenson	Added	12	47	0	260	35	57	1	38	0	2	234	439	222	164	506	1,914	915	900	7,818	42	13,606
		Disposed Of.....	18	46	0	281	39	35	4	16	0	2	215	337	169	132	458	1,538	963	758	7,263	29	12,303
		Active.....	46	63	2	102	37	63	5	43	0	0	167	231	132	913	226	1,238	244	-	-	-	3,512
15th.....	CIRCUIT	Added	117	173	6	711	184	279	20	157	1	22	941	1,151	612	572	1,121	4,324	2,489	1,947	27,379	413	42,619
	TOTAL	Disposed Of.....	124	154	8	748	198	280	10	177	1	25	904	993	612	666	949	3,786	2,671	1,707	26,755	351	41,119
		Active.....	243	195	10	335	194	170	31	104	2	2	501	468	275	2,434	495	2,109	923	-	-	-	8,491

CASELOAD STATISTICS BY COUNTY
CIRCUIT COURTS OF ILLINOIS
(CALENDAR YEAR 1993)

Circuit	County		Law Over $15,000		Law $15,000 or Less		Chan-cery	Miscell-aneous Remedy	Eminent Domain	Tax	Municip Corp.	Mental Health	Dissolu-tion of Marriage	Family	Juvenile	Probate	Felony	Misde-meanor	Small Claims	Ordin-ance Viola-tions	Traffic Violations	Conser-vation Viola-tions	TOTAL
			Jury	Non-Jury	Jury	Non-Jury																	
16th.....	DeKalb	Added	84	58	5	349	67	77	2	22	0	7	387	238	212	170	367	1,192	580	2,090	15,901	99	21,907
		Disposed Of.....	102	55	12	355	70	74	5	21	0	6	379	225	201	118	375	934	652	1,360	16,292	107	21,343
		Active.....	188	65	16	139	57	41	3	8	0	1	259	177	80	811	301	1,262	110	-	-	-	3,518
16th.....	Kane	Added	473	636	366	3,963	477	508	18	101	39	426	1,777	1,772	606	654	2,163	6,907	8,037	7,769	66,487	230	103,409
		Disposed Of.....	501	485	21	3,760	585	521	15	92	2	428	1,448	1,545	518	513	3,884	6,964	6,600	6,703	63,960	189	98,734
		Active.....	756	713	116	1,349	351	168	27	98	6	14	1,501	2,141	985	2,109	1,591	2,984	3,256	-	-	-	18,165
16th.....	Kendall	Added	41	43	0	164	57	33	9	12	0	1	223	107	88	85	195	590	263	25	6,936	84	8,956
		Disposed Of.....	42	41	0	178	58	27	2	11	0	1	201	106	96	76	205	607	257	37	6,441	103	8,489
		Active.....	31	25	0	34	25	11	8	3	0	0	101	38	49	87	67	184	62	-	-	-	725
16th.....	CIRCUIT	Added	598	737	371	4,476	601	618	29	135	39	434	2,387	2,117	906	909	2,725	8,689	8,880	9,884	89,324	413	134,272
	TOTAL	Disposed Of.....	645	581	33	4,293	713	622	22	124	2	435	2,028	1,876	815	707	4,464	8,505	7,509	8,100	86,693	399	128,566
		Active.....	975	803	132	1,522	433	220	38	109	6	15	1,861	2,356	1,114	3,007	1,959	4,430	3,428	-	-	-	22,408
17th.....	Boone	Added	30	37	2	128	38	32	18	12	0	0	198	142	69	72	196	674	201	194	9,118	32	11,193
		Disposed Of.....	24	31	3	148	34	33	14	3	0	0	160	121	45	59	169	546	200	177	9,322	9	11,098
		Active.....	58	39	4	40	48	10	4	9	0	0	246	86	123	71	116	455	111	-	-	-	1,420
17th.....	Winnebago	Added	343	367	20	2,912	370	274	14	98	3	390	1,491	2,004	916	570	2,776	10,635	4,040	2,374	55,889	224	85,710
		Disposed Of.....	443	312	59	2,955	357	213	11	86	1	402	1,532	1,151	454	341	2,129	10,345	3,964	2,279	45,050	4,244	76,328
		Active.....	927	330	43	722	269	224	17	62	2	0	1,111	5,024	1,046	4,067	2,549	12,333	3,173	-	-	-	31,899
17th.....	CIRCUIT	Added	373	404	22	3,040	408	306	32	110	3	390	1,689	2,146	985	642	2,972	11,309	4,241	2,568	65,007	256	96,903
	TOTAL	Disposed Of.....	467	343	62	3,103	391	246	25	89	1	402	1,692	1,272	499	400	2,298	10,891	4,164	2,456	54,372	4,253	87,426
		Active.....	985	369	47	762	317	234	21	71	2	0	1,357	5,110	1,169	4,138	2,665	12,788	3,284	-	-	-	33,319
18th.....	DuPage	Added	790	1,782	8	3,886	1,089	817	121	105	6	191	3,310	2,075	1,155	1,204	2,644	17,764	7,078	64,960	85,839	541	195,365
		Disposed Of.....	2,088	1,098	49	4,065	1,140	824	80	170	7	194	3,657	1,961	1,192	1,112	3,130	19,567	8,287	69,250	98,930	456	217,257
		Active.....	2,139	1,121	12	401	1,004	325	146	447	4	7	2,206	692	793	1,487	814	2,302	1,852	-	-	-	15,752
18th.....	CIRCUIT	Added	790	1,782	8	3,886	1,089	817	121	105	6	191	3,310	2,075	1,155	1,204	2,644	17,764	7,078	64,960	85,839	541	195,365
	TOTAL	Disposed Of.....	2,088	1,098	49	4,065	1,140	824	80	170	7	194	3,657	1,961	1,192	1,112	3,130	19,567	8,287	69,250	98,930	456	217,257
		Active.....	2,139	1,121	12	401	1,004	325	146	447	4	7	2,206	692	793	1,487	814	2,302	1,852	-	-	-	15,752
19th.....	Lake	Added	472	1,302	29	3,888	836	608	16	3	7	84	2,595	3,368	1,003	1,115	2,843	6,119	5,101	11,291	140,440	1,513	182,633
		Disposed Of.....	1,320	835	213	4,181	1,080	655	70	19	7	86	2,582	3,448	897	784	2,721	7,200	5,552	7,418	118,236	1,556	158,860
		Active.....	1,145	639	89	667	616	187	30	21	6	3	1,208	1,064	266	3,149	669	2,061	1,206	-	-	-	13,026
19th.....	McHenry	Added	280	196	28	1,030	339	168	10	17	6	13	1,062	540	253	379	1,222	3,069	2,381	3,473	51,019	409	65,894
		Disposed Of.....	308	285	31	1,106	316	156	24	2	5	14	1,112	652	249	285	1,058	3,254	2,566	3,017	48,350	449	63,239
		Active.....	568	209	33	297	312	116	69	20	2	1	636	119	80	739	389	820	672	-	-	-	5,082
19th.....	CIRCUIT	Added	752	1,498	57	4,918	1,175	776	26	20	13	97	3,657	3,908	1,256	1,494	4,065	9,188	7,482	14,764	191,459	1,922	248,527
	TOTAL	Disposed Of.....	1,628	1,120	244	5,287	1,396	811	94	21	12	100	3,694	4,100	1,146	1,069	3,779	10,454	8,118	10,435	166,586	2,005	222,099
		Active.....	1,713	848	122	964	928	303	99	41	8	4	1,844	1,183	346	3,888	1,058	2,881	1,878	-	-	-	18,108

CASELOAD STATISTICS BY COUNTY
CIRCUIT COURTS OF ILLINOIS
(CALENDAR YEAR 1993)

Circuit	County		Law Over $15,000		Law $15,000 or Less		Chancery	Miscellaneous Remedy	Eminent Domain	Tax	Municip Corp.	Mental Health	Dissolution of Marriage	Family	Juvenile	Probate	Felony	Misdemeanor	Small Claims	Ordinance Violations	Traffic Violations	Conservation Violations	TOTAL
			Jury	Non-Jury	Jury	Non-Jury																	
20th.....	Monroe	Added	15	36	4	49	15	76	3	1	7	0	110	34	41	66	67	220	195	106	1,969	15	3,029
		Disposed Of.....	20	32	3	39	22	73	3	1	2	0	108	49	56	55	73	212	226	43	1,858	20	2,895
		Active.....	53	40	6	37	21	19	6	0	5	0	62	21	13	188	40	89	69	-	-	-	669
20th.....	Perry	Added	39	18	0	46	23	19	0	16	0	0	152	76	29	91	136	239	198	162	2,047	61	3,352
		Disposed Of.....	24	43	1	47	16	12	0	7	0	0	178	33	19	43	139	240	235	151	1,918	72	3,178
		Active.....	37	77	0	100	65	44	0	51	0	0	139	219	54	387	72	179	73	-	-	-	1,497
20th.....	Randolph	Added	30	27	5	80	17	78	1	17	0	266	189	121	57	102	156	424	572	262	2,782	70	5,256
		Disposed Of.....	36	21	3	100	22	54	1	16	0	270	173	105	66	197	150	439	672	139	2,793	69	5,326
		Active.....	75	44	5	61	37	83	1	7	1	6	172	65	25	311	59	141	103	-	-	-	1,196
20th.....	St. Clair	Added	324	787	55	2,506	361	246	21	125	0	0	1,327	2,189	843	795	1,302	9,501	5,248	2,592		279	28,501
		Disposed Of.....	955	502	82	2,504	375	350	18	196	0	0	1,239	2,741	822	755	1,371	9,226	4,936	2,702	67,116	145	96,035
		Active.....	1,296	397	62	416	166	114	26	580	0	0	377	1,424	223	940	483	4,542	1,135	-	-	-	12,181
20th.....	Washington	Added	11	11	0	19	18	11	1	5	1	0	62	35	53	73	38	88	236	1	2,279	7	2,949
		Disposed Of.....	15	8	3	26	10	8	3	2	1	0	55	31	31	66	34	81	208	0	1,986	14	2,582
		Active.....	12	11	1	21	19	10	2	2	1	0	27	16	36	281	35	23	36	-	-	-	533
20th.....	CIRCUIT	Added	419	879	64	2,700	434	430	26	164	8	266	1,840	2,455	1,023	1,127	1,699	10,472	6,449	3,123	78,257	432	112,267
	TOTAL	Disposed Of.....	1,050	606	92	2,716	445	497	25	222	3	270	1,753	2,959	994	1,116	1,767	10,198	6,277	3,035	75,671	320	110,016
		Active.....	1,473	569	74	635	308	270	35	640	7	6	777	1,745	351	2,107	689	4,974	1,416	-	-	-	16,076
21st.....	Iroquois	Added	29	17	1	122	20	32	0	13	0	2	182	116	82	152	110	483	493	14	6,016	51	7,935
		Disposed Of.....	23	12	12	101	16	47	1	18	0	2	195	107	77	119	127	427	447	8	5,719	35	7,493
		Active.....	78	37	25	87	75	60	14	4	0	0	162	68	81	777	96	230	276	-	-	-	2,070
21st.....	Kankakee	Added	146	127	2	987	344	290	0	43	0	28	545	570	222	418	904	2,194	3,080	184	18,197	264	28,545
		Disposed Of.....	216	44	34	920	254	208	0	20	0	28	472	637	181	233	639	2,261	3,249	201	17,600	321	27,518
		Active.....	423	316	56	778	914	650	25	269	0	0	812	946	309	3,239	682	2,199	1,198	-	-	-	12,816
21st.....	CIRCUIT	Added	175	144	3	1,109	364	322	0	56	0	30	727	686	304	570	1,014	2,677	3,573	198	24,213	315	36,480
	TOTAL	Disposed Of.....	239	56	46	1,021	270	255	1	38	0	30	667	744	258	352	766	2,688	3,696	209	23,319	356	35,011
		Active.....	501	353	81	865	989	710	39	273	0	0	974	1,014	390	4,016	778	2,429	1,474	-	-	-	14,886
	DOWNSTATE	Added	7,997	10,144	773	39,313	8,165	12,680	451	2,313	174	3,624	36,494	37,160	15,577	19,153	38,269	118,620	108,905	137,966	1,107,633	10,126	1,715,537
		Disposed Of.....	12,247	7,498	981	40,712	8,592	11,941	512	2,275	121	3,685	35,787	34,263	13,476	16,624	38,264	119,320	112,400	135,839	1,078,492	14,989	1,688,018
		Active.....	21,720	11,737	1,036	17,432	10,173	8,890	834	4,070	304	409	24,613	33,796	14,633	72,534	20,257	61,092	44,878	0	0	0	348,408
	COOK	Added	10,836	10,501	22,202	174,374	13,388	6,277	212	16,912	26	5,217	19,190	37,407	24,661	11,134	42,285	366,211	14,716	#	1,578,398	#	2,353,947
		Disposed Of.....	32,928	13,558	20,157	180,965	13,615	2,494	203	19,555	19	5,204	18,834	35,220	24,094	10,619	40,875	315,868	13,814	#	1,742,852	#	2,475,756
		Active.....	30,447	5,961	23,619	240,850	14,357	2,716	453	22,271	0	98	17,775	63,205	40,568	25,687	21,495	639,346	4,862	-	-	-	1,198,926
	STATE	Added	18,833	20,645	22,975	213,687	21,553	18,957	663	19,225	200	8,841	55,684	74,567	40,238	30,287	80,554	484,831	123,621	137,966	2,686,031	10,126	4,069,484
		Disposed Of.....	45,175	21,056	21,138	221,677	22,207	14,435	715	21,830	140	8,889	54,621	69,483	37,570	27,243	79,139	435,188	126,214	135,839	2,821,344	14,989	4,163,774
		Active.....	52,167	17,698	24,655	258,282	24,530	11,606	1,287	26,341	304	507	42,388	97,001	55,201	98,221	41,752	700,438	49,740	-	-	-	1,547,334

#Ordinance and Conservation Violations are included in the Misdemeanor category for Cook County. Note: Cook County Misdemeanors are counted by charges not cases.
For purposes of this report, "Added" includes Filed, Reinstated and Transferred cases.

AGE OF ACTIVE CASES BY CATEGORY
CIRCUIT COURTS OF ILLINOIS
(AS OF DECEMBER 31)

TYPE OF CASE	1993 NO. ACTIVE & % OF TOTAL ACTIVE CASES		1992 NO. ACTIVE & % OF TOTAL ACTIVE CASES		1991 NO. ACTIVE & % OF TOTAL ACTIVE CASES		1990 NO. ACTIVE & % OF TOTAL ACTIVE CASES		1989 NO. ACTIVE & % OF TOTAL ACTIVE CASES		BEFORE 1989 NO. ACTIVE & % OF TOTAL ACTIVE CASES		TOTAL ACTIVE CASES	% ACTIVE MORE THAN 12 MONTHS
LAW > $15,000 - JURY	8,707	39.4%	5,586	25.3%	3,013	13.6%	1,347	6.1%	876	4.0%	2,547	11.5%	22,076	60.6%
LAW > $15,000 - NON-JURY	5,344	46.1%	2,306	19.9%	1,020	8.8%	717	6.2%	836	7.2%	1,374	11.8%	11,597	53.9%
LAW =< $15,000 - JURY	539	54.9%	212	21.6%	97	9.9%	48	4.9%	43	4.4%	43	4.4%	982	45.1%
LAW =< $15,000 - NON-JURY	9,611	56.2%	3,608	21.1%	1,804	10.5%	902	5.3%	733	4.3%	458	2.7%	17,116	43.8%
CHANCERY	4,560	44.2%	2,003	19.4%	1,064	10.3%	688	6.7%	450	4.4%	1,557	15.1%	10,322	55.8%
MISCELLANEOUS REMEDY	3,805	42.8%	1,781	20.0%	1,237	13.9%	629	7.1%	475	5.3%	968	10.9%	8,895	57.2%
EMINENT DOMAIN	333	40.0%	195	23.4%	117	14.1%	85	10.2%	34	4.1%	68	8.2%	832	60.0%
TAX	1,132	27.7%	553	13.6%	693	17.0%	494	12.1%	311	7.6%	897	22.0%	4,080	72.3%
MUNICIPAL CORPORATION	84	44.4%	42	22.2%	18	9.5%	16	8.5%	3	1.6%	26	13.8%	189	55.6%
MENTAL HEALTH	145	39.9%	51	14.0%	58	16.0%	31	8.5%	23	6.3%	55	15.2%	363	60.1%
DISSOLUTION OF MARRIAGE	14,682	61.7%	3,903	16.4%	1,791	7.5%	1,611	6.8%	679	2.9%	1,125	4.7%	23,791	38.3%
FAMILY	11,927	35.1%	6,917	20.3%	4,763	14.0%	3,421	10.1%	1,930	5.7%	5,038	14.8%	33,996	64.9%
JUVENILE	6,972	47.8%	2,688	18.4%	1,566	10.7%	1,204	8.3%	770	5.3%	1,391	9.5%	14,591	52.2%
PROBATE	16,823	22.3%	9,960	13.2%	7,751	10.3%	6,759	9.0%	4,999	6.6%	29,131	38.6%	75,423	77.7%
FELONY	16,730	79.5%	2,343	11.1%	881	4.2%	358	1.7%	269	1.3%	457	2.2%	21,038	20.5%
MISDEMEANOR	37,576	60.1%	8,215	13.1%	5,671	9.1%	3,757	6.0%	2,547	4.1%	4,766	7.6%	62,532	39.9%
SMALL CLAIMS	26,490	58.8%	6,677	14.8%	5,832	12.9%	2,549	5.7%	2,293	5.1%	1,229	2.7%	45,070	41.2%
TOTALS	165,460	46.9%	57,040	16.2%	37,376	10.6%	24,616	7.0%	17,271	4.9%	51,130	14.5%	352,893	53.1%

NOTE: FIGURES DO NOT INCLUDE ALEXANDER COUNTY.

LAW JURY CASELOAD SUMMARIES BY CIRCUIT
CIRCUIT COURTS OF ILLINOIS
(CALENDAR YEAR 1993)

Circuit	Total Law Jury Cases Disposed Of			Number of Law Jury Cases Terminated By Verdict			Average Time Elapsed in Months For All Cases Terminated by Verdict
	Law Over $15,000	Law $15,000 Or Less	Total	Law Over $15,000	Law $15,000 Or Less	Total	
1st	363	27	390	33	2	35	24.3
2nd	211	14	225	3	1	4	28.8
3rd	817	61	878	61	9	70	29.0
4th	353	9	362	16	0	16	26.2
5th	243	29	272	22	4	26	27.1
6th	521	11	532	34	3	37	29.9
7th	455	23	478	26	0	26	40.6
8th	158	10	168	10	1	11	24.5
9th	170	17	187	19	0	19	19.9
10th	674	57	731	27	2	29	34.3
11th	359	32	391	26	3	29	30.7
12th	832	105	937	55	23	78	23.8
13th	373	21	394	13	0	13	27.5
14th	477	31	508	24	0	24	32.5
15th	124	8	132	14	2	16	30.0
16th	645	33	678	49	19	68	26.4
17th	467	62	529	14	6	20	31.3
18th	2,088	49	2,137	76	55	131	24.8
19th	1,628	244	1,872	65	15	80	19.4
20th	1,050	92	1,142	60	2	62	28.9
21st	239	46	285	9	6	15	26.6
Downstate Total	12,247	981	13,228	656	153	809	26.8
Cook County	32,928	20,157	53,085	614	431	1,045	40.7
State Total	45,175	21,138	66,313	1,270	584	1,854	33.8

LAW JURY STATISTICS BY COUNTY
CIRCUIT COURTS OF ILLINOIS
(CALENDAR YEAR 1993)

		Law Jury Cases Disposed Of			Number of Law Jury Cases Terminated by Verdict			Average Time Lapse In Months		
Circuit	County	Law Over $15,000	Law $15,000 or Less	Total	Law Over $15,000	Law $15,000 or Less	Total	Law Over $15,000	Law $15,000 or Less	Total
1st	Alexander	2	0	2	1	0	1	56.0	0.0	56.0
	Jackson	159	13	172	12	2	14	27.8	10.2	25.3
	Johnson	10	1	11	0	0	0	0.0	0.0	0.0
	Massac	16	6	22	1	0	1	15.7	0.0	15.7
	Pope	6	0	6	1	0	1	14.8	0.0	14.8
	Pulaski	4	1	5	0	0	0	0.0	0.0	0.0
	Saline	26	2	28	1	0	1	53.8	0.0	53.8
	Union	24	0	24	4	0	4	15.2	0.0	15.2
	Williamson	116	4	120	13	0	13	22.7	0.0	22.7
1st	Circuit Total.....	363	27	390	33	2	35	25.1	10.2	24.3
2nd . . .	Crawford	10	3	13	0	0	0	0.0	0	0.0
	Edwards	0	0	0	0	0	0	0.0	0.0	0.0
	Franklin	73	0	73	0	0	0	0.0	0.0	0.0
	Gallatin	9	1	10	0	0	0	0.0	0.0	0.0
	Hamilton	7	0	7	0	0	0	0.0	0.0	0.0
	Hardin	3	1	4	0	0	0	0.0	0.0	0.0
	Jefferson	56	2	58	0	0	0	0.0	0.0	0.0
	Lawrence	8	0	8	1	0	1	36.5	0.0	36.5
	Richland	16	3	19	2	0	2	32.3	0.0	32.3
	Wabash	2	0	2	0	0	0	0.0	0.0	0.0
	Wayne	12	3	15	0	1	1	0.0	14.2	14.2
	White	15	1	16	0	0	0	0.0	0.0	0.0
2nd . . .	Circuit Total.....	211	14	225	3	1	4	33.7	14.2	28.8
3rd	Bond	12	2	14	2	0	2	43.7	0.0	43.7
	Madison	805	59	864	59	9	68	27.7	44.1	26.1
3rd	Circuit Total.....	817	61	878	61	9	70	26.8	44.1	29.0
4th	Christian	37	2	39	2	0	2	60.2	0.0	60.2
	Clay	7	1	8	1	0	1	24.5	0.0	24.5
	Clinton	44	0	44	2	0	2	24.4	0.0	24.4
	Effingham	71	0	71	2	0	2	10.6	0.0	10.6
	Fayette	18	0	18	3	0	3	27.0	0.0	27.0
	Jasper	9	0	9	1	0	1	14.4	0.0	14.4
	Marion	108	0	108	2	0	2	16.0	0.0	16.0
	Montgomery	39	5	44	3	0	3	25.6	0.0	25.6
	Shelby	20	1	21	0	0	0	0.0	0.0	0.0
4th	Circuit Total.....	353	9	362	16	0	16	26.2	0.0	26.2
5th	Clark	16	0	16	3	1	4	38.6	30.0	36.5
	Coles	63	13	76	5	3	8	18.2	7.8	14.3
	Cumberland	8	0	8	1	0	1	22.1	0.0	22.1
	Edgar	28	0	28	2	0	2	36.8	0.0	36.8
	Vermilion	128	16	144	11	0	11	31.6	0.0	31.6
5th	Circuit Total.....	243	29	272	22	4	26	29.6	13.4	27.1

LAW JURY STATISTICS BY COUNTY
CIRCUIT COURTS OF ILLINOIS
(CALENDAR YEAR 1993)

		Law Jury Cases Disposed Of			Number of Law Jury Cases Terminated by Verdict			Average Time Lapse In Months		
Circuit	County	Law Over $15,000	Law $15,000 or Less	Total	Law Over $15,000	Law $15,000 or Less	Total	Law Over $15,000	Law $15,000 or Less	Total
6th	Champaign	321	3	324	19	2	21	31.2	32.1	31.3
	DeWitt	22	0	22	1	0	1	24.9	0.0	24.9
	Douglas	22	1	23	1	0	1	28.4	0.0	28.4
	Macon	138	7	145	13	1	14	29.2	14.7	28.2
	Moultrie	11	0	11	0	0	0	0.0	0.0	0.0
	Piatt	7	0	7	0	0	0	0.0	0.0	0.0
6th	Circuit Total.....	521	11	532	34	3	37	30.2	26.3	29.9
7th	Greene	29	1	30	2	0	2	17.4	0.0	17.4
	Jersey	17	0	17	1	0	1	32.4	0.0	32.4
	Macoupin	28	5	33	0	0	0	0.0	0.0	0.0
	Morgan	46	1	47	0	0	0	0.0	0.0	0.0
	Sangamon	326	16	342	21	0	21	44.7	0.0	44.7
	Scott	9	0	9	2	0	2	24.3	0.0	24.3
7th	Circuit Total.....	455	23	478	26	0	26	40.6	0.0	40.6
8th	Adams	88	2	90	5	0	5	21.5	0.0	21.5
	Brown	1	1	2	0	0	0	0.0	0.0	0.0
	Calhoun	6	0	6	0	0	0	0.0	0.0	0.0
	Cass	7	0	7	0	0	0	0.0	0.0	0.0
	Mason	20	3	23	3	1	4	31.5	18.0	28.1
	Menard	8	2	10	0	0	0	0.0	0.0	0.0
	Pike	20	1	21	2	0	2	24.7	0.0	24.7
	Schuyler	8	1	9	0	0	0	0.0	0.0	0.0
8th	Circuit Total.....	158	10	168	10	1	11	25.1	18.0	24.5
9th	Fulton	27	3	30	2	0	2	8.5	0.0	8.5
	Hancock	10	8	18	1	0	1	36.4	0.0	36.4
	Henderson	6	0	6	0	0	0	0.0	0.0	0.0
	Knox	83	5	88	14	0	14	20.5	0.0	20.5
	McDonough	27	1	28	2	0	2	18.5	0.0	18.5
	Warren	17	0	17	0	0	0	0.0	0.0	0.0
9th	Circuit Total.....	170	17	187	19	0	19	19.9	0.0	19.9
10th . . .	Marshall	15	2	17	0	0	0	0.0	0.0	0.0
	Peoria	438	49	487	20	0	20	37.1	0.0	37.1
	Putnam	2	0	2	0	0	0	0.0	0.0	0.0
	Stark	2	0	2	0	0	0	0.0	0.0	0.0
	Tazewell	217	6	223	7	2	9	30.3	19.2	27.9
10th . . .	Circuit Total.....	674	57	731	27	2	29	35.4	19.2	34.3
11th . . .	Ford	15	2	17	4	0	4	41.7	0.0	41.7
	Livingston	42	6	48	2	0	2	32.4	0.0	32.4
	Logan	28	0	28	0	0	0	0.0	0.0	0.0
	McLean	252	24	276	19	3	22	30.4	16.8	28.5
	Woodford	22	0	22	1	0	1	29.5	0.0	29.5
11th . . .	Circuit Total.....	359	32	391	26	3	29	32.2	16.8	30.7

LAW JURY STATISTICS BY COUNTY
CIRCUIT COURTS OF ILLINOIS
(CALENDAR YEAR 1993)

		Law Jury Cases Disposed Of			Number of Law Jury Cases Terminated by Verdict			Average Time Lapse In Months		
Circuit	County	Law Over $15,000	Law $15,000 or Less	Total	Law Over $15,000	Law $15,000 or Less	Total	Law Over $15,000	Law $15,000 or Less	Total
12th . . .	Will	832	105	937	55	23	78	30.1	8.6	23.9
12th . . .	Circuit Total	832	105	937	55	23	78	30.1	8.6	23.8
13th . . .	Bureau	29	3	32	0	0	0	0.0	0.0	0.0
	Grundy	80	4	84	2	0	2	31.6	0.0	31.6
	LaSalle	264	14	278	11	0	11	26.8	0.0	26.8
13th . . .	Circuit Total	373	21	394	13	0	13	27.5	0.0	27.5
14th . . .	Henry	45	2	47	6	0	6	27.9	0.0	27.9
	Mercer	9	0	9	1	0	1	18.7	0.0	18.7
	Rock Island	350	26	376	12	0	12	34.0	0.0	34.0
	Whiteside	73	3	76	5	0	5	37.1	0.0	37.1
14th . . .	Circuit Total	477	31	508	24	0	24	32.5	0.0	32.5
15th . . .	Carroll	10	1	11	0	0	0	0.0	0.0	0.0
	Jo Daviess	14	2	16	3	0	3	18.0	0.0	18.0
	Lee	40	5	45	6	2	8	34.5	21.0	31.1
	Ogle	42	0	42	2	0	2	26.9	0.0	26.9
	Stephenson	18	0	18	3	0	3	41.2	0.0	41.2
15th . . .	Circuit Total	124	8	132	14	2	16	31.3	21.0	30.0
16th . . .	DeKalb	102	12	114	8	0	8	46.6	0.0	46.6
	Kane	501	21	522	40	18	58	25.7	21.2	0.0
	Kendall	42	0	42	1	1	2	9.0	7.0	8.0
16th . . .	Circuit Total	645	33	678	49	19	68	28.8	20.4	26.4
17th . . .	Boone	24	3	27	0	0	0	0.0	0.0	0.0
	Winnebago	443	59	502	14	6	20	41.1	8.5	31.3
17th . . .	Circuit Total	467	62	529	14	6	20	41.1	8.5	31.3
18th . . .	DuPage	2,088	49	2,137	76	55	131	31.3	16.0	24.8
18th . . .	Circuit Total	2,088	49	2,137	76	55	131	31.3	16.0	24.8
19th . . .	Lake	1,320	213	1,533	45	13	58	16.1	8.3	14.3
	McHenry	308	31	339	20	2	22	33.8	22.0	32.7
19th . . .	Circuit Total	1,628	244	1,872	65	15	80	21.5	10.1	19.4
20th . . .	Monroe	20	3	23	6	0	6	33.5	0.0	33.5
	Perry	24	1	25	2	0	2	31.0	0.0	31.0
	Randolph	36	3	39	2	0	2	29.3	0.0	29.3
	St. Clair	955	82	1,037	49	2	51	28.7	27.7	28.7
	Washington	15	3	18	1	0	1	10.3	0.0	10.3
20th . . .	Circuit Total	1,050	92	1,142	60	2	62	29.0	27.7	28.9
21st . . .	Iroquois	23	12	35	3	1	4	51.6	4.0	39.7
	Kankakee	216	34	250	6	5	11	32.4	9.2	21.9
21st . . .	Circuit Total	239	46	285	9	6	15	38.8	8.3	26.6
	Downstate Total .	12,247	981	13,228	656	153	809	29.3	16.2	26.8
	Cook County	32,928	20,157	53,085	614	431	1,045	56.7	35.7	40.7
	State Total	45,175	21,138	66,313	1,270	584	1,854	43.0	26.0	33.8

TIME LAPSE: CASE FILING TO DATE OF VERDICT
CIRCUIT COURTS OF ILLINOIS
(CALENDAR YEAR 1993)

COUNTY	LAW JURY VERDICTS	AVG. TIME LAPSE IN MONTHS BETWEEN DATE OF FILING AND DATE OF VERDICT	ACTIVE BEGINNING OF YEAR	CASES FILED	ACTIVE END OF YEAR
ADAMS	5	21.5	151	72	135
ALEXANDER	1	56.0	4	0	2
BOND	2	43.7	25	6	20
BOONE	0	0.0	47	30	58
BROWN	0	0.0	1	0	2
BUREAU	0	0.0	71	46	92
CALHOUN	0	0.0	6	3	5
CARROLL	0	0.0	15	11	16
CASS	0	0.0	16	7	16
CHAMPAIGN	19	31.2	623	352	665
CHRISTIAN	2	60.2	60	58	81
CLARK	3	38.6	29	11	25
CLAY	1	24.5	12	4	8
CLINTON	2	24.4	60	31	59
COLES	5	18.2	137	53	127
COOK	614	56.7	33570	10836	30447
CRAWFORD	0	0.0	21	13	25
CUMBERLAND	1	22.1	15	12	19
DEKALB	8	46.6	202	84	188
DEWITT	1	24.9	37	19	41
DOUGLAS	1	28.4	29	18	28
DUPAGE	76	31.3	2035	790	2139
EDGAR	2	36.8	43	16	32
EDWARDS	0	0.0	0	0	0
EFFINGHAM	2	10.6	66	31	60
FAYETTE	3	27.0	34	10	32
FORD	4	41.7	28	12	25
FRANKLIN	0	0.0	127	88	142
FULTON	2	8.5	38	44	56
GALLATIN	0	0.0	15	9	16
GREENE	2	17.4	35	22	29
GRUNDY	2	31.6	114	43	86
HAMILTON	0	0.0	12	4	9
HANCOCK	1	36.4	13	11	15

TIME LAPSE: CASE FILING TO DATE OF VERDICT
CIRCUIT COURTS OF ILLINOIS
(CALENDAR YEAR 1993)

COUNTY	LAW JURY VERDICTS	AVG. TIME LAPSE IN MONTHS BETWEEN DATE OF FILING AND DATE OF VERDICT	ACTIVE BEGINNING OF YEAR	CASES FILED	ACTIVE END OF YEAR
HARDIN	0	0.0	10	3	10
HENDERSON	0	0.0	10	5	9
HENRY	6	27.9	54	44	63
IROQUOIS	3	51.6	67	29	78
JACKSON	12	27.8	161	105	162
JASPER	1	14.4	11	3	5
JEFFERSON	0	0.0	107	53	103
JERSEY	1	32.4	63	9	45
JO DAVIESS	3	18.0	37	19	45
JOHNSON	0	0.0	17	10	18
KANE	40	25.7	758	473	756
KANKAKEE	6	32.4	433	146	423
KENDALL	1	9.0	30	41	31
KNOX	14	20.5	97	87	111
LAKE	45	16.1	1229	472	1145
LASALLE	11	26.8	567	231	588
LAWRENCE	1	36.5	38	11	41
LEE	6	34.5	73	42	80
LIVINGSTON	2	32.4	64	58	89
LOGAN	0	0.0	53	21	46
MCDONOUGH	2	18.5	44	16	40
MCHENRY	20	33.8	583	280	568
MCLEAN	19	30.4	429	167	372
MACON	13	29.2	391	176	429
MACOUPIN	0	0.0	65	40	77
MADISON	59	27.7	4192	347	4367
MARION	2	16.0	117	105	121
MARSHALL	0	0.0	21	7	14
MASON	3	31.5	23	7	11
MASSAC	1	15.7	27	19	32
MENARD	0	0.0	13	3	13
MERCER	1	18.7	24	9	24
MONROE	6	33.5	54	15	53
MONTGOMERY	3	25.6	66	19	46

TIME LAPSE: CASE FILING TO DATE OF VERDICT
CIRCUIT COURTS OF ILLINOIS
(CALENDAR YEAR 1993)

COUNTY	LAW JURY VERDICTS	AVG. TIME LAPSE IN MONTHS BETWEEN DATE OF FILING AND DATE OF VERDICT	ACTIVE BEGINNING OF YEAR	CASES FILED	ACTIVE END OF YEAR
MORGAN	0	0.0	75	50	79
MOULTRIE	0	0.0	15	8	12
OGLE	2	26.9	64	33	56
PEORIA	20	37.1	879	350	808
PERRY	2	31.0	22	39	37
PIATT	0	0.0	12	11	18
PIKE	2	24.7	21	14	21
POPE	1	14.8	13	0	8
PULASKI	0	0.0	12	1	8
PUTNAM	0	0.0	13	3	11
RANDOLPH	2	29.3	79	30	75
RICHLAND	2	32.3	35	10	30
ROCK ISLAND	12	34.0	463	233	357
ST. CLAIR	49	28.7	1294	324	1296
SALINE	1	53.8	61	12	43
SANGAMON	21	44.7	1282	384	1340
SCHUYLER	0	0.0	11	3	6
SCOTT	2	24.3	10	8	9
SHELBY	0	0.0	29	21	34
STARK	0	0.0	3	2	3
STEPHENSON	3	41.2	39	12	46
TAZEWELL	7	30.3	340	140	280
UNION	4	15.2	47	12	45
VERMILION	11	31.6	337	137	346
WABASH	0	0.0	10	4	12
WARREN	0	0.0	27	15	25
WASHINGTON	1	10.3	14	11	12
WAYNE	0	0.0	21	13	22
WHITE	0	0.0	19	5	12
WHITESIDE	5	37.1	135	37	99
WILL	55	30.1	1257	575	1113
WILLIAMSON	13	22.7	193	151	228
WINNEBAGO	14	41.1	922	343	927
WOODFORD	1	29.5	33	24	34

FELONY DISPOSITIONS BY COUNTY
CIRCUIT COURTS OF ILLINOIS
(CALENDAR YEAR 1993)

Circuit	County	Total Number of Defendants	Total Not Convicted	Total Convicted	CONVICTED			Found Unfit to Stand Trial
					Plea of Guilty	Con-victed by Court	Con-victed by Jury	
1st.....	Alexander	192	73	119	119	0	0	0
	Jackson	801	507	294	284	9	1	0
	Johnson	128	62	66	65	1	0	0
	Massac	111	64	47	45	0	2	0
	Pope	74	53	20	16	2	2	1
	Pulaski	116	64	51	50	1	0	1
	Saline	251	153	98	98	0	0	0
	Union	193	107	86	84	0	2	0
	Williamson	572	345	227	224	1	2	0
1st.....	Circuit Total.....	2,438	1,428	1,008	985	14	9	2
2nd.....	Crawford	89	35	54	53	0	1	0
	Edwards	39	32	7	7	0	0	0
	Franklin	199	81	118	116	0	2	0
	Gallatin	34	14	20	17	3	0	0
	Hamilton	39	19	20	20	0	0	0
	Hardin	38	5	33	32	0	1	0
	Jefferson	174	75	97	95	1	1	0
	Lawrence	101	65	36	36	0	0	0
	Richland	164	101	62	62	0	0	1
	Wabash	89	39	50	50	0	0	0
	Wayne	77	54	23	22	1	0	0
	White	121	83	38	38	0	0	0
2nd.....	Circuit Total.....	1,164	603	558	548	5	5	1
3rd.....	Bond	106	42	64	60	4	0	0
	Madison	2,052	637	1,408	1,396	3	9	0
3rd.....	Circuit Total.....	2,158	679	1,472	1,456	7	9	0
4th.....	Christian	132	78	54	54	0	0	0
	Clay	42	0	42	42	0	0	0
	Clinton	238	124	114	109	5	0	0
	Effingham	196	101	95	89	3	3	0
	Fayette	112	65	47	45	1	1	0
	Jasper	56	17	40	39	0	1	0
	Marion	423	160	263	262	1	0	0
	Montgomery	139	51	88	85	3	0	0
	Shelby	71	24	47	45	0	2	0
4th.....	Circuit Total.....	1,409	620	790	770	13	7	0
5th.....	Clark	54	16	38	37	0	1	0
	Coles	246	99	147	147	0	0	0
	Cumberland	31	20	11	11	0	0	0
	Edgar	174	90	84	84	0	0	0
	Vermilion	714	306	408	393	1	14	0
5th.....	Circuit Total.....	1,219	531	688	672	1	15	0

FELONY DISPOSITIONS BY COUNTY
CIRCUIT COURTS OF ILLINOIS
(CALENDAR YEAR 1993)

Circuit	County	Total Number of Defendants	Total Not Convicted	Total Convicted	CONVICTED			Found Unfit to Stand Trial
					Plea of Guilty	Con-victed by Court	Con-victed by Jury	
6th.....	Champaign	1,640	934	703	670	4	29	3
	DeWitt	127	93	34	33	0	1	0
	Douglas	93	57	36	32	1	3	0
	Macon	1,201	514	685	574	40	71	2
	Moultrie	41	8	33	33	0	0	0
	Piatt	53	32	21	21	0	0	0
6th.....	Circuit Total	3,155	1,638	1,512	1,363	45	104	5
7th.....	Greene	106	72	34	34	0	0	0
	Jersey	145	77	68	68	0	0	0
	Macoupin	222	140	82	81	1	0	0
	Morgan	162	26	136	136	0	0	0
	Sangamon	1,175	539	636	630	0	6	0
	Scott	12	11	1	1	0	0	0
7th.....	Circuit Total.....	1,822	865	957	950	1	6	0
8th.....	Adams	476	252	222	212	2	8	2
	Brown	47	7	40	36	2	2	0
	Calhoun	35	15	20	20	0	0	0
	Cass	132	78	54	54	0	0	0
	Mason	119	47	72	71	0	1	0
	Menard	39	12	27	26	0	1	0
	Pike	141	65	76	62	14	0	0
	Schuyler	26	13	13	13	0	0	0
8th.....	Circuit Total.....	1,015	489	524	494	18	12	2
9th.....	Fulton	226	81	144	144	0	0	1
	Hancock	78	25	53	53	0	0	0
	Henderson	39	14	25	18	6	1	0
	Knox	268	73	193	183	6	4	2
	McDonough	101	30	71	66	3	2	0
	Warren	107	35	72	0	72	0	0
9th.....	Circuit Total.....	819	258	558	464	87	7	3
10th.....	Marshall	33	17	16	16	0	0	0
	Peoria	1,249	357	889	832	16	41	3
	Putnam	17	6	11	10	1	0	0
	Stark	23	5	18	15	1	2	0
	Tazewell	560	264	296	292	2	2	0
10th.....	Circuit Total.....	1,882	649	1,230	1,165	20	45	3
11th.....	Ford	85	52	33	33	0	0	0
	Livingston	236	69	167	158	0	9	0
	Logan	161	70	90	84	1	5	0
	McLean	1,178	457	719	652	17	50	0
	Woodford	144	72	72	62	5	5	0
11th.....	Circuit Total.....	1,804	720	1,081	989	23	69	0

FELONY DISPOSITIONS BY COUNTY
CIRCUIT COURTS OF ILLINOIS
(CALENDAR YEAR 1993)

Circuit	County	Total Number of Defendants	Total Not Convicted	Total Convicted	CONVICTED			Found Unfit to Stand Trial
					Plea of Guilty	Con-victed by Court	Con-victed by Jury	
12th.....	Will	2,246	902	1,343	1,306	24	13	1
12th.....	Circuit Total.....	2,246	902	1,343	1,306	24	13	1
13th.....	Bureau	99	5	104	97	2	5	0
	Grundy	152	78	74	72	1	1	0
	LaSalle	535	130	405	404	0	1	0
13th.....	Circuit Total.....	786	213	583	573	3	7	0
14th.....	Henry	345	104	241	215	15	11	0
	Mercer	85	44	48	47	0	1	0
	Rock Island	978	337	640	612	8	20	1
	Whiteside	366	74	292	281	3	8	0
14th.....	Circuit Total.....	1,774	559	1,221	1,155	26	40	1
15th.....	Carroll	93	35	58	52	5	1	0
	Jo Daviess	106	73	33	32	0	1	0
	Lee	176	84	92	85	3	4	0
	Ogle	166	41	125	112	6	7	0
	Stephenson	479	106	365	352	1	12	8
15th.....	Circuit Total.....	1,020	339	673	633	15	25	8
16th.....	DeKalb	177	30	146	127	13	6	0
	Kane	1,523	369	1,154	1,075	53	26	0
	Kendall	205	113	91	91	0	0	0
16th.....	Circuit Total.....	1,905	512	1,391	1,293	66	32	0
17th.....	Boone	129	68	60	54	2	4	0
	Winnebago	1,903	1,152	751	748	0	3	0
17th.....	Circuit Total.....	2,032	1,220	811	802	2	7	0
18th.....	DuPage	3,417	1,659	1,758	1,565	156	37	0
18th.....	Circuit Total.....	3,417	1,659	1,758	1,565	156	37	0
19th.....	Lake	3,305	1,705	1,594	1,546	19	29	2
	McHenry	707	225	482	481	0	1	1
19th.....	Circuit Total.....	4,012	1,930	2,076	2,027	19	30	3
20th.....	Monroe	64	27	39	39	0	0	0
	Perry	146	89	57	55	1	1	0
	Randolph	149	53	96	91	2	3	0
	St. Clair	1,371	249	1,122	1,088	4	30	0
	Washington	34	11	23	23	0	0	0
20th.....	Cricuit Total.....	1,764	429	1,337	1,296	7	34	0
21st.....	Iroquois	163	46	117	117	0	0	0
	Kankakee	823	369	454	428	15	11	0
21st.....	Circuit Total.....	986	415	571	545	15	11	0
	Downstate Total.	38,827	16,658	22,142	21,051	567	524	29
	Cook County.....	43,989	11,259	32,707	28,617	3,655	435	23
	State Total.....	82,816	27,917	54,849	49,668	4,222	959	52

FELONY SENTENCES BY COUNTY
CIRCUIT COURTS OF ILLINOIS
(CALENDAR YEAR 1993)

Circuit	County	Death	State Imprisonment	Probation	Other	TOTAL SENTENCES
1st.....	Alexander	0	13	106	0	119
	Jackson	0	69	216	9	294
	Johnson	0	33	33	0	66
	Massac	0	16	31	0	47
	Pope	0	6	13	1	20
	Pulaski	0	8	43	0	51
	Saline	0	31	67	0	98
	Union	0	29	56	1	86
	Williamson	1	53	172	1	227
1st.....	Circuit Total.....	1	258	737	12	1,008
2nd.....	Crawford	0	14	35	5	54
	Edwards	0	3	4	0	7
	Franklin	0	50	68	0	118
	Gallatin	0	5	15	0	20
	Hamilton	0	7	12	1	20
	Hardin	0	11	20	2	33
	Jefferson	0	37	58	2	97
	Lawrence	0	9	25	2	36
	Richland	0	28	24	10	62
	Wabash	0	14	36	0	50
	Wayne	0	10	11	2	23
	White	0	13	25	0	38
2nd.....	Circuit Total.....	0	201	333	24	558
3rd.....	Bond	0	21	37	6	64
	Madison	0	467	939	2	1,408
3rd.....	Circuit Total.....	0	488	976	8	1,472
4th.....	Christian	0	13	39	2	54
	Clay	0	16	22	4	42
	Clinton	0	38	36	40	114
	Effingham	0	27	66	2	95
	Fayette	0	12	34	1	47
	Jasper	0	11	29	0	40
	Marion	0	91	168	4	263
	Montgomery	0	46	39	3	88
	Shelby	0	14	20	13	47
4th.....	Circuit Total.....	0	268	453	69	790
5th.....	Clark	0	14	24	0	38
	Coles	0	31	115	1	147
	Cumberland	0	5	4	2	11
	Edgar	0	16	65	3	84
	Vermilion	0	127	280	1	408
5th.....	Circuit Total.....	0	193	488	7	688

FELONY SENTENCES BY COUNTY
CIRCUIT COURTS OF ILLINOIS
(CALENDAR YEAR 1993)

Circuit	County	Death	State Imprisonment	Probation	Other	TOTAL SENTENCES
6th.....	Champaign	0	244	459	0	703
	DeWitt	0	18	16	0	34
	Douglas	0	10	25	1	36
	Macon	0	408	255	22	685
	Moultrie	0	12	21	0	33
	Piatt	0	5	16	0	21
6th.....	Circuit Total	0	697	792	23	1,512
7th.....	Greene	0	27	0	7	34
	Jersey	0	26	41	1	68
	Macoupin	0	43	39	0	82
	Morgan	0	34	101	1	136
	Sangamon	0	239	393	4	636
	Scott	0	1	0	0	1
7th.....	Circuit Total	0	370	574	13	957
8th.....	Adams	0	109	113	0	222
	Brown	0	27	13	0	40
	Calhoun	0	9	11	0	20
	Cass	0	13	39	2	54
	Mason	0	29	43	0	72
	Menard	0	13	13	1	27
	Pike	0	31	44	1	76
	Schuyler	0	3	8	2	13
8th.....	Circuit Total	0	234	284	6	524
9th.....	Fulton	0	75	69	0	144
	Hancock	0	15	34	4	53
	Henderson	0	8	14	3	25
	Knox	0	73	120	0	193
	McDonough	0	34	35	2	71
	Warren	0	26	18	28	72
9th.....	Circuit Total	0	231	290	37	558
10th.....	Marshall	0	8	3	5	16
	Peoria	0	412	476	1	889
	Putnam	0	5	6	0	11
	Stark	0	7	11	0	18
	Tazewell	0	81	215	0	296
10th.....	Circuit Total	0	513	711	6	1,230
11th.....	Ford	0	8	20	5	33
	Livingston	0	105	59	3	167
	Logan	0	54	36	0	90
	McLean	0	321	395	3	719
	Woodford	0	17	53	2	72
11th.....	Circuit Total	0	505	563	13	1,081

FELONY SENTENCES BY COUNTY
CIRCUIT COURTS OF ILLINOIS
(CALENDAR YEAR 1993)

Circuit	County	Death	State Imprisonment	Probation	Other	TOTAL SENTENCES
12th.....	Will	0	576	760	7	1,343
12th.....	Circuit Total	0	576	760	7	1,343
13th.....	Bureau	0	79	25	0	104
	Grundy	0	20	54	0	74
	LaSalle	0	150	253	2	405
13th.....	Circuit Total	0	249	332	2	583
14th.....	Henry	1	93	147	0	241
	Mercer	0	18	28	2	48
	Rock Island	0	201	439	0	640
	Whiteside	0	103	189	0	292
14th.....	Circuit Total	1	415	803	2	1,221
15th.....	Carroll	0	18	39	1	58
	Jo Daviess	0	12	20	1	33
	Lee	0	27	60	5	92
	Ogle	0	38	78	9	125
	Stephenson	3	194	168	0	365
15th.....	Circuit Total	3	289	365	16	673
16th.....	DeKalb	0	65	42	39	146
	Kane	0	654	486	14	1,154
	Kendall	0	18	58	15	91
16th.....	Circuit Total	0	737	586	68	1,391
17th.....	Boone	0	27	33	0	60
	Winnebago	0	240	449	62	751
17th.....	Cricuit Total	0	267	482	62	811
18th.....	DuPage	0	557	1,200	1	1,758
18th.....	Circuit Total	0	557	1,200	1	1,758
19th.....	Lake	0	504	989	101	1,594
	McHenry	0	92	355	35	482
19th.....	Circuit Total	0	596	1,344	136	2,076
20th.....	Monroe	0	12	27	0	39
	Perry	0	20	25	12	57
	Randolph	0	34	62	0	96
	St. Clair	1	388	731	2	1,122
	Washington	0	6	17	0	23
20th.....	Circuit Total	1	460	862	14	1,337
21st.....	Iroquois	0	20	96	1	117
	Kankakee	0	132	320	2	454
21st.....	Circuit Total	0	152	416	3	571
	Downstate Total	6	4,690	8,446	1,459	22,142
	Cook County	7	16,740	15,801	159	32,707
	State Total	13	21,430	24,247	1,618	54,849

DEFENDANTS TRANSFERRED TO WARRANT CALENDAR
SELECTED CIRCUITS IN ILLINOIS
(CALENDAR YEAR 1993)

Circuit	County	Inactive
1st	Alexander	26
	Jackson	0
	Johnson	11
	Massac	12
	Pope	0
	Pulaski	0
	Saline	0
	Union	6
	Williamson	0
1st	Circuit Total.....	55
2nd	Crawford	0
	Edwards	8
	Franklin	0
	Gallatin	0
	Hamilton	0
	Hardin	0
	Jefferson	0
	Lawrence	5
	Richland	2
	Wabash	6
	Wayne	0
	White	0
2nd	Circuit Total.....	21
3rd	Bond	0
	Madison	108
3rd	Circuit Total.....	108
4th	Christian	0
	Clay	0
	Clinton	0
	Effingham	24
	Fayette	0
	Jasper	0
	Marion	0
	Montgomery	0
	Shelby	0
4th	Circuit Total.....	24
5th	Clark	0
	Coles	0
	Cumberland	0
	Edgar	0
	Vermilion	0
5th	Circuit Total.....	0

Circuit	County	Inactive
6th	Champaign	0
	DeWitt	1
	Douglas	5
	Macon	0
	Moultrie	3
	Piatt	0
6th	Circuit Total.....	9
7th	Greene	1
	Jersey	0
	Macoupin	0
	Morgan	9
	Sangamon	0
	Scott	0
7th	Circuit Total.....	10
8th	Adams	0
	Brown	0
	Calhoun	0
	Cass	0
	Mason	0
	Menard	0
	Pike	0
	Schuyler	0
8th	Circuit Total.....	0
9th	Fulton	0
	Hancock	0
	Henderson	0
	Knox	0
	McDonough	0
	Warren	0
9th	Circuit Total.....	0
10th	Marshall	0
	Peoria	2
	Putnam	0
	Stark	0
	Tazewell	40
10th	Circuit Total.....	42
11th	Ford	3
	Livingston	20
	Logan	19
	McLean	70
	Woodford	1
11th	Circuit Total.....	113

Circuit	County	Inactive
12th	Will	65
12th	Circuit Total	65
13th	Bureau	0
	Grundy	3
	LaSalle	15
13th	Circuit Total	18
14th	Henry	0
	Mercer	0
	Rock Island	0
	Whiteside	0
14th	Circuit Total	0
15th	Carroll	0
	Jo Daviess	4
	Lee	13
	Ogle	0
	Stephenson	0
15th.	Circuit Total	17
16th	DeKalb	0
	Kane	0
	Kendall	6
16th	Circuit Total	6
17th	Boone	14
	Winnebago	0
17th	Circuit Total	14
18th	DuPage	*
18th	Circuit Total	1592
19th	Lake	330
	McHenry	68
19th	Circuit Total	398
20th	Monroe	0
	Perry	0
	Randolph	2
	St. Clair	64
	Washington	0
20th	Circuit Total	66
21st	Iroquois	0
	Kankakee	0
21st	Circuit Total	0
	Downstate Total	2558

* Includes 1326 Transfers to Inactive Status, First-offender Probation Matters, etc.; 86 Extradition Proceedings, & 180 Dismissed on Motion of State.

CIRCUIT CLERK
REVENUE AND EXPENDITURES BY COUNTY
DECEMBER 1, 1992 - NOVEMBER 30, 1993

		REVENUE OF CLERK'S OFFICE												CLERK'S OPERATING EXPENSES						
CIRCUIT	COUNTY	CLERK'S FEES	COURT AUTOMA-TION FEES	MAINT. AND CHILD SUP. FUND	COURT DOCUMENT STR. FUNDS	INT. PAID ON INVESTED FUNDS	IDPA IV-D PAYMENTS	2% ADM. FEE SUR.CHG	ADM. FEE CRIME LAB FUN	ADM. FEE CRIM. SEX ASSAULT	ADM. FEE TRAUMA FUND	OTHER	CLERK'S REVENUE TOTAL	CLERK'S SALARY	ALL OTHER OFFICE PERSONNEL	FULL TIME STAFF	PART TIME STAFF	AUTO-MATION EXPENSES	OTHER OFFICE EXPENSES	TOTAL CLERK'S OFFICE EXPENDITURES
1ST.....	ALEXANDER	$54,157	$7,650	$1,556	$0	$2,500	$0	$0	$0	$0	$0	$0	$65,863	$21,280	$32,500	0	0	$7,400	$11,500	$72,680
	JACKSON	$294,883	58,095	37,309	24,153	13,883	0	1,485	0	0	158	0	$429,966	37,960	147,770	11	0	22,986	29,859	$238,575
	JOHNSON	$60,180	9,669	4,297	9,546	2,041	0	523	35	0	28	0	$86,319	31,100	51,546	4	0	7,799	7,774	$98,219
	MASSAC	$76,058	10,883	15,233	16,130	2,340	0	457	0	0	290	0	$121,391	29,446	74,618	5	0	15,109	13,311	$132,484
	POPE	$16,055	2,063	0	840	0	0	162	0	0	0	0	$19,120	20,000	12,800	1	0	3,658	10,711	$47,169
	PULASKI	$111,095	21,099	225	3,055	3,279	0	1,076	60	0	2,385	0	$142,274	21,280	57,524	4	2	18,586	4,157	$101,547
	SALINE	$121,201	9,970	7,158	13,497	0	0	629	0	0	19	0	$152,474	30,740	91,097	6	0	13,286	37,725	$172,848
	UNION	$104,372	16,015	5,240	5,618	7,456	0	556	0	0	0	0	$139,257	29,458	79,570	5	1	11,799	23,356	$144,183
	WILLIAMSON	$264,763	37,354	14,274	36,546	38,231	0	1,715	0	0	25	0	$392,908	36,000	173,601	14	0	144,121	18,306	$372,028
1ST.....	CIRCUIT TOTAL	$1,048,607	$165,148	$83,736	$109,385	$67,230	$0	$6,603	$95	$0	$2,905	$0	$1,483,709	$235,984	$688,526	50	3	$237,344	$145,199	$1,307,053
2ND.....	CRAWFORD	$65,310	$9,345	$9,785	$0	$1,682	$0	$323	$0	$0	$2	$0	$86,447	$28,000	$75,622	5	0	$10,561	$10,890	$125,073
	EDWARDS	$18,561	2,609	3,946	0	1,144	0	141	0	0	0	0	$26,401	21,454	13,241	1	0	3,146	5,935	$43,776
	FRANKLIN	$133,067	24,276	14,461	24,252	5,351	0	524	140	0	0	0	$202,071	33,675	104,315	7	2	20,396	11,999	$170,385
	GALLATIN	$19,991	2,776	1,872	0	1,710	0	125	0	0	10	0	$26,484	23,140	25,200	2	0	3,120	4,383	$55,843
	HAMILTON	$20,816	2,202	2,856	2,152	668	0	111	5	0	0	0	$28,810	18,000	13,472	1	1	3,705	35,178	$70,355
	HARDIN	$14,364	1,495	4,180	1,305	418	0	110	5	1	4	0	$21,882	20,220	13,002	1	1	1,318	3,570	$38,110
	JEFFERSON	$115,249	21,860	25,053	5,185	5,320	0	603	0	0	32	0	$173,302	29,680	99,261	8	1	19,774	20,058	$168,773
	LAWRENCE	$48,552	5,160	4,364	0	2,276	0	246	0	0	25	573	$61,196	24,391	53,234	3	3	7,700	9,293	$94,618
	RICHLAND	$64,654	7,796	9,594	0	2,037	0	371	30	0	8	0	$84,490	28,855	52,371	4	1	14,019	10,296	$105,541
	WABASH	$48,108	9,124	12,965	8,693	4,931	0	0	0	0	0	0	$83,821	24,931	60,422	4	1	0	15,486	$100,839
	WAYNE	$59,808	19,083	8,967	9,233	1,869	0	276	0	0	161	0	$99,397	21,710	67,633	4	0	22,283	24,299	$135,925
	WHITE	$77,580	12,497	6,366	0	2,945	0	697	90	0	1	0	$100,176	32,292	40,661	3	0	15,083	12,349	$100,385
2ND	CIRCUIT TOTAL	$686,060	$118,223	$104,409	$50,820	$22,174	$0	$3,527	$270	$1	$243	$573	$994,477	$306,348	$618,434	43	10	$121,105	$163,736	$1,209,623
3RD.....	BOND	$61,237	$10,464	$0	$8,200	$0	$0	$0	$0	$0	$0	$0	$79,901	$29,200	$44,599	4	0	$17,044	$4,340	$95,183
	MADISON	$2,924,598	234,034	67,725	233,480	71,920	0	1,630	20	0	0	0	$3,533,407	48,204	1,200,000	76	16	208,109	163,834	$1,620,147
3RD.....	CIRCUIT TOTAL	$2,985,835	$244,498	$67,725	$241,680	$71,920	$0	$1,630	$20	$0	$0	$0	$3,613,308	$77,404	$1,244,599	80	16	$225,153	$168,174	$1,715,330
4TH.....	CHRISTIAN	$136,256	$32,180	$0	$0	$1,897	$0	$0	$0	$0	$14,302	$0	$184,635	$31,920	$152,796	8	0	$10,295	$26,836	$221,847
	CLAY	$42,882	8,166	8,324	0	1,185	0	355	80	0	59	0	$61,051	28,171	49,361	3	0	7,481	10,562	$95,575
	CLINTON	$102,552	22,368	43,560	0	5,582	0	828	0	0	268	0	$175,158	32,436	124,830	7	0	7,681	19,472	$184,419
	EFFINGHAM	$169,566	18,790	29,313	0	5,380	0	1,231	0	0	0	0	$224,280	28,750	130,688	0	0	6,368	28,904	$194,710
	FAYETTE	$96,193	22,100	13,478	5,319	850	0	893	0	0	269	1,716	$140,818	27,400	60,423	4	0	7,090	16,733	$111,646
	JASPER	$38,349	4,616	0	0	1,539	0	273	10	0	61	0	$44,848	29,401	49,462	3	0	8,855	9,879	$97,597
	MARION	$182,258	22,409	35,288	4,145	5,343	0	938	30	0	232	0	$250,643	32,155	175,407	9	2	14,982	23,000	$245,544
	MONTGOMERY	$167,544	21,813	3,556	0	7,368	0	1,336	0	0	325	0	$201,942	31,499	121,193	0	0	14,513	19,845	$187,050
	SHELBY	$74,798	14,946	14,254	0	2,380	0	538	0	0	86	0	$107,002	30,918	79,780	4	1	0	11,000	$121,698
4TH.....	CIRCUIT TOTAL	$1,010,398	$167,388	$147,773	$9,464	$31,524	$0	$6,392	$120	$0	$15,602	$1,716	$1,390,377	$272,650	$943,940	38	3	$77,265	$166,231	$1,460,086
5TH.....	CLARK	$77,129	$10,529	$6,862	$0	$3,363	$0	$890	$0	$0	$0	$0	$98,773	$24,080	$53,645	4	1	$13,648	$5,469	$96,842
	COLES	$196,890	22,415	18,265	0	3,926	0	885	169	0	289	0	$242,839	35,500	147,924	10	1	11,470	29,250	$224,144
	CUMBERLAND	$37,554	5,738	5,424	0	1,422	0	293	0	0	100	0	$50,531	21,600	24,311	1	1	7,518	3,000	$56,429
	EDGAR	$77,208	13,189	8,827	0	1,588	0	408	25	0	15	0	$101,260	26,880	87,064	6	1	15,934	17,419	$147,297
	VERMILION	$349,636	60,622	47,307	39,174	22,739	0	2,334	0	0	481	0	$522,293	30,542	300,969	22	6	41,569	51,297	$424,377
5TH.....	CIRCUIT TOTAL	$738,417	$112,493	$86,685	$39,174	$33,038	$0	$4,810	$194	$0	$885	$0	$1,015,696	$138,602	$613,913	43	10	$90,139	$106,435	$949,089

CIRCUIT CLERK
REVENUE AND EXPENDITURES BY COUNTY
DECEMBER 1, 1992 - NOVEMBER 30, 1993

		REVENUE OF CLERK'S OFFICE												CLERK'S OPERATING EXPENSES						
CIRCUIT	COUNTY	CLERK'S FEES	COURT AUTOMA-TION FEES	MAINT. AND CHILD SUP. FUND	COURT DOCUMENT STR. FUNDS	INT. PAID ON INVESTED FUNDS	IDPA IV-D PAYMENTS	2% ADM. FEE SUR.CHG	ADM. FEE CRIME LAB FUN	ADM. FEE CRIM. SEX ASSAULT	ADM. FEE TRAUMA FUND	OTHER	CLERK'S REVENUE TOTAL	CLERK'S SALARY	ALL OTHER OFFICE PERSONNEL	FULL TIME STAFF	PART TIME STAFF	AUTO-MATION EXPENSES	OTHER OFFICE EXPENSES	TOTAL CLERK'S OFFICE EXPENDITURES
6TH.....	CHAMPAIGN	$644,185	$72,231	$84,239	$0	$57,374	$39,130	$2,046	$368	$61	$152	$1,131	$900,917	$37,226	$509,392	32	1	$67,143	$255,237	$868,998
	DEWITT	$77,615	8,013	15,672	5,379	0	0	419	0	0	0	0	$107,098	32,197	67,484	0	0	15,089	13,491	$128,261
	DOUGLAS	$75,718	10,580	1,249,453	0	2,304	0	313	1,163	110	41	11,161	$1,350,843	34,720	103,099	6	2	13,731	11,362	$162,912
	MACON	$642,582	72,763	13,737	107,904	12,873	60,000	2,541	0	0	0	0	$912,400	43,823	548,923	31	10	0	68,466	$661,212
	MOULTRIE	$44,749	10,145	10,726	1,212	1,528	0	286	100	0	7	0	$68,753	29,000	56,860	5	1	2,299	23,262	$111,421
	PIATT	$49,812	2,249	0	0	2,419	1,159	235	50	0	120	1,744	$57,788	34,002	102,165	6	0	3,986	20,512	$160,665
6TH.....	CIRCUIT TOTAL	$1,534,661	$175,981	$1,373,827	$114,495	$76,498	$100,289	$5,840	$1,681	$171	$320	$14,036	$3,397,799	$210,968	$1,387,923	80	14	$102,248	$392,330	$2,093,469
7TH.....	GREENE	$43,326	$3,248	$2,542	$0	$0	$0	$0	$0	$0	$0	$0	$49,116	$24,080	$31,624	2	1	$3,890	$3,890	$63,484
	JERSEY	$88,186	11,262	7,164	10,958	3,076	0	508	0	0	162	0	$121,316	24,935	70,384	4	1	7,382	11,655	$114,356
	MACOUPIN	$215,788	35,367	18,052	14,350	6,894	0	810	0	0	383	105	$291,749	32,307	222,699	12	0	4,489	45,834	$305,329
	MORGAN	$187,431	28,675	24,366	17,740	6,136	0	380	35	0	9	0	$264,772	31,500	141,395	8	5	45,021	14,320	$232,236
	SANGAMON	$916,831	169,407	48,248	129,940	81,435	50,319	17,035	0	0	0	32,383	$1,445,598	46,000	872,353	58	3	198,851	195,441	$1,312,645
	SCOTT	$15,438	0	0	0	0	0	83	0	0	0	115	$15,636	22,291	14,900	1	0	0	7,743	$44,934
7TH.....	CIRCUIT TOTAL	$1,467,000	$247,959	$100,372	$172,988	$97,541	$50,319	$18,816	$35	$0	$554	$32,603	$2,188,187	$181,113	$1,353,355	85	10	$259,633	$278,883	$2,072,984
8TH.....	ADAMS	$263,377	$55,251	$11,763	$0	$15,777	$0	$1,281	$0	$0	$401	$0	$347,850	$33,737	$198,450	13	0	$0	$0	$232,187
	BROWN	$28,951	7,111	1,791	0	1,017	0	191	0	0	95	0	$39,156	18,385	24,629	0	0	0	7,033	$50,047
	CALHOUN	$17,720	3,380	468	0	1,094	0	160	0	0	32	615	$23,469	17,360	9,416	0	0	0	3,299	$30,075
	CASS	$51,831	10,000	9,779	0	2,737	0	280	0	0	106	0	$74,733	34,720	44,434	3	1	0	6,873	$86,027
	MASON	$73,555	9,571	5,257	0	2,705	0	485	0	0	248	0	$91,821	30,000	57,208	0	0	13,189	10,041	$110,438
	MENARD	$37,169	7,316	756	4,338	967	0	169	0	0	395	0	$51,110	30,766	44,734	3	1	0	12,272	$87,772
	PIKE	$72,880	14,264	13,902	13,362	3,589	0	0	0	0	0	0	$117,997	22,999	63,390	5	0	0	20,284	$106,673
	SCHUYLER	$27,315	7,404	4,200	0	0	0	197	10	0	95	545	$39,766	24,500	28,200	0	0	7,937	6,828	$67,465
8TH.....	CIRCUIT TOTAL	$572,798	$114,297	$47,916	$17,700	$27,886	$0	$2,763	$10	$0	$1,372	$1,160	$785,902	$212,467	$470,461	24	2	$21,126	$66,630	$770,684
9TH.....	FULTON	$147,070	$25,594	$31,814	$11,330	$351	$0	$816	$0	$0	$232	$4,881	$222,088	$28,000	$128,102	0		$12,989	$27,787	$196,878
	HANCOCK	$70,550	4,732	7,687	3,888	1,084	0	399	5	0	0	8	$88,353	29,680	61,150	5	0	7,993	13,440	$112,263
	HENDERSON	$26,724	7,749	2,943	0	2,462	0	135	20	2	0	0	$40,035	24,000	51,320	2	2	16,729	14,049	$106,098
	KNOX	$326,913	43,249	14,948	32,760	0	0	1,242	275	0	486	0	$419,873	31,500	246,248	15	3	86,149	30,000	$393,897
	MCDONOUGH	$116,835	24,444	16,635	23,866	4,301	0	612	80	0	266	0	$187,039	26,550	151,000	11	0	19,365	18,000	$214,915
	WARREN	$95,388	13,172	17,797	4,200	2,029	0	260	5	6	163	0	$133,020	25,925	80,350	6	1	10,779	30,630	$147,684
9TH.....	CIRCUIT TOTAL	$783,480	$118,940	$91,824	$76,044	$10,227	$0	$3,464	$385	$8	$1,147	$4,889	$1,090,408	$165,655	$718,170	39	6	$154,004	$133,906	$1,171,735
10TH.....	MARSHALL	$40,163	$8,309	$9,682	$8,251	$2,053	$0	$149	$0	$0	$125	$0	$68,732	$23,340	$46,559	2	2	$18,182	$10,147	$98,228
	PEORIA	$1,522,873	149,466	49,770	147,334	24,542	176,042	2,395	831	10	1,563	2,923	$2,077,749	45,306	969,883	57	0	0	499,137	$1,514,326
	PUTNAM	$19,989	6,337	2,436	1,215	804	0	109	0	0	20	0	$30,910	21,745	14,713	1	2	7,472	5,711	$27,896
	STARK	$19,441	1,149	3,111	0	2,673	0	84	5	0	24	1	$26,488	20,075	19,769	1	1	0	5,821	$45,665
	TAZEWELL	$403,659	62,136	45,861	0	28,144	0	0	140	0	0	0	$539,940	35,052	391,071	26	3	0	5,821	$431,944
10TH.....	CIRCUIT TOTAL	$2,006,125	$227,397	$110,860	$156,800	$58,216	$176,042	$2,737	$976	$10	$1,732	$2,924	$2,743,819	$145,518	$1,441,995	87	8	$25,654	$526,637	$2,118,059
11TH.....	FORD	$71,315	$10,803	$71	$0	$26,167	$0	$440	$0	$0	$30	$0	$108,826	$27,344	$32,069	0	0	$19,701	$3,033	$82,147
	LIVINGSTON	$170,100	22,656	2,106	0	4,754	0	1,020	295	0	0	532	$201,463	36,070	142,986	9	2	11,705	31,096	$221,857
	LOGAN	$137,985	21,209	20,298	34,994	3,628	0	795	0	0	0	0	$218,909	29,420	184,971	9	4	29,132	46,225	$289,748
	MCLEAN	$635,043	108,005	23,788	73,937	51,892	0	4,269	0	0	0	0	$896,934	41,688	747,995	38	26	94,322	137,598	$1,021,603
	WOODFORD	$107,414	15,133	8,000	0	1,853	0	626	60	197	352	3,170	$136,805	34,750	115,367	6	1	10,657	22,986	$183,760
11TH.....	CIRCUIT TOTAL	$1,121,857	$177,806	$54,263	$108,931	$88,294	$0	$7,150	$355	$197	$382	$3,702	$1,562,937	$169,272	$1,223,388	62	33	$165,517	$240,938	$1,799,115

CIRCUIT CLERK
REVENUE AND EXPENDITURES BY COUNTY
DECEMBER 1, 1992 - NOVEMBER 30, 1993

		REVENUE OF CLERK'S OFFICE												CLERK'S OPERATING EXPENSES						
CIRCUIT	COUNTY	CLERK'S FEES	COURT AUTOMA-TION FEES	MAINT. AND CHILD SUP. FUND	COURT DOCUMENT STR. FUNDS	INT. PAID ON INVESTED FUNDS	IDPA IV-D PAYMENTS	2% ADM. FEE SUR.CHG.	ADM. FEE CRIME LAB FUND	ADM. FEE CRIM. SEX ASSAULT	ADM. FEE TRAUMA FUND	OTHER	CLERK'S REVENUE TOTAL	CLERK'S SALARY	ALL OTHER OFFICE PERSONNEL	FULL TIME STAFF	PART TIME STAFF	AUTO-MATION EXPENSES	OTHER OFFICE EXPENSES	TOTAL CLERK'S OFFICE EXPENDITURES
12TH.....	WILL	$3,192,148	$333,681	$21,648,552	$332,845	$73,682	$0	$8,812	$1,280	$0	$168	$0	$25,591,168	$58,464	$1,960,979	101	3	$103,171	$272,752	$2,395,366
12TH.....	CIRCUIT TOTAL	$3,192,148	$333,681	$21,648,552	$332,845	$73,682	$0	$8,812	$1,280	$0	$168	$0	$25,591,168	$58,464	$1,960,979	101	3	$103,171	$272,752	$2,395,366
13TH.....	BUREAU	$155,873	$34,680	$21,441	$0	$1,154	$0	$881	$130	$0	$397	$0	$214,556	$34,300	$134,626	9	3	$40,406	$27,188	$236,520
	GRUNDY	$162,879	44,420	18,065	0	5,292	0	1,454	0	0	650	0	$232,760	37,044	87,711	3	4	43,419	17,463	$185,637
	LASALLE	$583,461	92,262	33,851	0	249,336	0	0	0	0	35,602	10,864	$1,005,376	35,840	487,780	33	3	29,367	15,196	$568,183
13TH.....	CIRCUIT TOTAL	$902,213	$171,362	$73,357	$0	$255,782	$0	$2,335	$130	$0	$36,649	$10,864	$1,452,692	$107,184	$710,117	45	10	$113,192	$59,847	$990,340
14TH.....	HENRY	$236,484	$35,841	$40,360	$9,912	$10,611	$0	$731	$0	$0	$567	$0	$334,506	$33,197	$209,326	16	2	$17,751	$105,230	$365,504
	MERCER	$56,251	10,765	10,508	10,338	2,683	0	156	55	0	83	0	$90,839	28,964	43,677	3	1	14,717	6,773	$94,131
	ROCK ISLAND	$725,645	165,680	79,769	156,530	0	0	5,224	60	0	1,722	0	$1,134,630	36,350	572,317	39	2	180,000	53,500	$842,167
	WHITESIDE	$259,696	55,532	34,500	0	304	0	351	385	10	579	0	$351,357	36,250	178,856	11	2	14,615	14,715	$244,436
14TH.....	CIRCUIT TOTAL	$1,278,076	$267,818	$165,137	$176,780	$13,598	$0	$6,462	$500	$10	$2,951	$0	$1,911,332	$134,761	$1,004,176	69	7	$227,083	$180,218	$1,546,238
15TH.....	CARROLL	$43,310	$12,828	$9,668	$0	$6,266	$0	$107	$115	$0	$8	$1,923	$74,225	$22,800	$38,058	3	0	$500	$10,479	$71,837
	JO DAVIESS	$93,487	14,308	8,730	0	3,564	0	731	5	0	353	760	$121,938	25,000	75,446	5	0	16,162	11,200	$127,808
	LEE	$180,277	42,929	25,233	41,187	630	0	1,214	0	0	532	0	$292,002	39,000	181,433	10	3	32,144	49,042	$301,619
	OGLE	$164,315	30,206	21,388	0	9,353	0	1,248	0	0	296	0	$226,806	39,500	228,378	12	6	13,756	47,654	$329,288
	STEPHENSON	$213,953	33,244	18,398	0	8,991	0	1,210	0	0	440	0	$276,236	32,692	126,838	9	0	47,089	16,251	$222,870
15TH.....	CIRCUIT TOTAL	$695,342	$133,515	$83,417	$41,187	$28,804	$0	$4,510	$120	$0	$1,629	$2,683	$991,207	$158,992	$650,153	39	9	$109,651	$134,626	$1,053,422
16TH.....	DEKALB	$196,486	$89,468	$13,830	$84,159	$21,902	$0	$318	$125	$0	$0	$367,757	$774,045	$42,600	$285,977	14	5	$33,029	$41,957	$403,563
	KANE	$2,060,517	371,643	147,838	340,000	122,677	0	1,157	370	0	0	1,439,663	$4,483,865	50,000	1,818,559	100	2	127,820	316,164	$2,312,543
	KENDALL	$77,643	27,648	10,005	25,552	8,443	0	162	0	0	0	0	$149,453	41,000	132,530	7	2	19,435	16,905	$209,870
16TH.....	CIRCUIT TOTAL	$2,334,646	$488,759	$171,673	$449,711	$153,022	$0	$1,637	$495	$0	$0	$1,807,420	$5,407,363	$133,600	$2,237,066	121	9	$180,284	$375,026	$2,925,976
17TH.....	BOONE	$168,042	$25,304	$8,881	$0	$4,248	$0	$1,500	$0	$0	$403	$0	$208,378	$30,346	$159,465	9	1	$123,165	$25,171	$338,147
	WINNEBAGO	$2,446,429	224,625	5,522	221,630	54,833	0	5,752	1,437	0	0	2,195	$2,962,423	48,500	1,334,496	62	2	142,755	110,148	$1,635,899
17TH.....	CIRCUIT TOTAL	$2,614,471	$249,929	$14,403	$221,630	$59,081	$0	$7,252	$1,437	$0	$403	$2,195	$3,170,801	$78,846	$1,493,961	71	3	$265,920	$135,319	$1,974,046
18TH.....	DUPAGE	$8,588,245	$945,095	$247,555	$359,521	$316,510	$0	$29,843	$770	$0	$212	$0	$10,487,751	$72,386	$4,106,188	188	14	$1,503,092	$1,916,825	$7,598,491
18TH.....	CIRCUIT TOTAL	$8,588,245	$945,095	$247,555	$359,521	$316,510	$0	$29,843	$770	$0	$212	$0	$10,487,751	$72,386	$4,106,188	188	14	$1,503,092	$1,916,825	$7,598,491
19TH.....	LAKE	$4,238,878	$557,461	$62,069	$561,882	$92,559	$0	$12,346	$1,609	$0	$468	$0	$5,527,272	$68,250	$2,390,112	101	8	$471,306	$67,855	$2,997,523
	MCHENRY	$1,882,540	249,444	27,349	248,705	36,767	0	4,004	1,253	0	979	1	$2,451,042	51,000	912,057	51	5	217,361	98,618	$1,279,036
19TH.....	CIRCUIT TOTAL	$6,121,418	$806,905	$89,418	$810,587	$129,326	$0	$16,350	$2,862	$0	$1,447	$1	$7,978,314	$119,250	$3,302,169	152	13	$688,667	$166,473	$4,276,559
20TH.....	MONROE	$58,773	$7,444	$7,656	$0	$1,123	$0	$391	$65	$0	$0	$0	$75,452	$35,973	$80,550	4	1	$0	$0	$116,523
	PERRY	$74,528	8,060	11,649	7,956	0	0	485	0	0	0	0	$102,678	30,240	72,272	0	0	0	17,777	$120,289
	RANDOLPH	$134,927	13,240	2,578	0	776	0	562	0	0	0	0	$152,083	30,250	93,282	6	0	0	24,127	$147,659
	ST. CLAIR	$3,641,901	308,852	64,023	306,314	56,452	298,121	6,059	844	0	106,413	0	$4,788,979	52,917	1,174,849	67	6	391,285	52,336	$1,671,387
	WASHINGTON	$52,803	4,212	6,455	0	2,267	0	343	0	0	0	0	$66,080	26,780	34,708	0	0	0	4,059	$65,547
20TH.....	CIRCUIT TOTAL	$3,962,932	$341,808	$92,361	$314,270	$60,618	$298,121	$7,840	$909	$0	$106,413	$0	$5,185,272	$176,160	$1,455,661	77	7	$391,285	$98,299	$2,121,405
21ST.....	IROQUOIS	$452,002	$23,797	$485,183	$0	$9,048	$0	$1,110	$10	$0	$0	$307,520	$1,278,670	$33,950	$112,205	6	2	$55,176	$12,286	$213,617
	KANKAKEE	$448,904	90,138	44,544	78,085	18,248	0	0	0	0	0	0	679,919	33,600	328,528	23	2	29,222	48,803	$440,153
21ST.....	CIRCUIT TOTAL	$900,906	$113,935	$529,727	$78,085	$27,296	$0	$1,110	$10	$0	$0	$307,520	$1,958,589	$67,550	$440,733	29	4	$84,398	$61,089	$653,770
	COOK COUNTY	$67,845,744	$5,021,035	$491,622	$4,903,625	$1,694,104	$7,476,156	$0	$0	$0	$0	$0	$87,432,286	$75,000	$46,790,363	2,253	37	$2,078,380	$14,467,049	$61,332,412
	DOWNSTATE TOTAL	$44,545,635	$5,722,937	$25,384,990	$3,432,386	$1,702,267	$624,771	$149,883	$12,654	$397	$175,014	$2,192,286	$84,401,108	$3,223,174	$28,065,907	1,523	194	$5,145,931	$5,789,573	$42,202,840
	STATE TOTAL	$112,391,379	$10,743,972	$25,876,612	$8,336,011	$3,396,371	$8,100,927	$149,883	$12,654	$397	$175,014	$2,192,286	$171,833,394	$3,298,174	$74,856,270	3,776	231	$7,224,311	$20,256,622	$103,535,252

CIRCUIT CLERK
REVENUE DISTRIBUTION BY COUNTY
DECEMBER 1, 1992 - NOVEMBER 30, 1993

			FINES, PENALTIES, ASSESSMENTS, AND FORFEITURES											
CIRCUIT	COUNTY	MAINTAINANCE AND CHILD SUPPORT	MUNICIPALS (ALL EXCEPT COUNTY)	MUNICIPALS CIRCUIT	TOWNSHIPS	COUNTY CRIMINAL	COUNTY TRAFFIC	DRUG FINES CTY CORP. PERCENT	SUBTOTAL LOCAL DISBURSMTS.	STATE CONSERVA-TION FUNDS	STATE POLICE (OVERWGTS.)	ST. TOLL HIGHWAY AUTHOR.	YOUTH DRUG ABUSE FUND	DRUG TRAF. PREVENTION FUND
1ST.....	ALEXANDER	$266,309	$30,241	$1,205	$0	$56,352	$43,606	$0	$131,404	$2,140	$39,333	$0	$0	$0
	JACKSON	$2,329,326	$489,045	$0	0	122,313	135,625	7,069	$754,052	11,268	30,303	0	714	8,413
	JOHNSON	$341,781	$15,368	$0	0	92,620	147,635	0	$255,623	4,350	4,845	0	0	1,263
	MASSAC	$870,752	$56,358	$3,635	0	33,620	110,664	2,164	$206,441	1,493	534	0	1,060	0
	POPE	$213,784	$4,939	$0	114	30,378	25,340	0	$60,771	1,428	0	0	0	0
	PULASKI	$310,936	$12,216	$0	0	22,175	254,901	0	$289,292	2,654	28,701	0	494	0
	SALINE	$1,283,429	$135,050	$0	0	47,251	169,265	0	$351,566	2,807	7,605	0	437	0
	UNION	$662,551	$42,973	$63	0	63,264	122,007	559	$228,866	8,029	3,472	0	181	0
	WILLIAMSON	$2,134,535	$128,348	$200	0	201,214	198,585	21,847	$550,194	8,159	234,624	0	8,038	0
1ST.....	CIRCUIT TOTAL	$8,147,094	$884,297	$3,898	$114	$612,835	$1,164,022	$31,639	$2,696,805	$40,188	$310,084	$0	$10,924	$9,676
2ND.....	CRAWFORD	$1,134,229	$59,862	$0	$0	$17,074	$43,794	$0	$120,730	$285	$3,821	$0	$0	$0
	EDWARDS	$415,024	$7,889	$0	0	5,502	8,767	0	$22,158	869	21,984	0	0	2,760
	FRANKLIN	$2,243,226	$66,370	$10,232	1,610	161,539	0	16,052	$255,803	5,140	16,526	0	4,575	1,997
	GALLATIN	$234,453	$6,688	$0	0	17,590	32,976	3,693	$60,947	1,686	5,990	0	83	184
	HAMILTON	$349,564	$2,581	$0	0	18,239	19,769	0	$40,589	303	1,460	0	200	0
	HARDIN	$206,547	$7,960	$0	0	14,253	17,825	0	$40,038	313	3,667	0	0	0
	JEFFERSON	$2,377,184	$58,017	$22,276	733	21,253	112,941	3,565	$218,785	6,538	8,079	0	1,051	0
	LAWRENCE	$700,988	$17,932	$0	345	17,451	45,622	132	$81,482	1,777	3,654	0	478	0
	RICHLAND	$712,760	$63,959	$0	0	24,721	45,088	0	$133,768	2,317	0	0	194	581
	WABASH	$891,470	$4,127	$0	0	41,382	55,432	0	$100,941	913	6,918	0	107	691
	WAYNE	$1,055,305	$16,425	$0	0	12,445	106,336	0	$135,206	1,088	658	0	155	210
	WHITE	$694,347	$47,929	$15	0	26,783	152,521	1,435	$228,683	1,573	10,258	0	448	449
2ND	CIRCUIT TOTAL	$11,015,097	$359,739	$32,523	$2,688	$378,232	$641,071	$24,877	$1,439,130	$22,802	$83,015	$0	$7,291	$6,872
3RD.....	BOND	$742,337	$14,177	$0	$0	$30,512	$65,454	$0	$110,143	$1,417	$6,390	$0	$0	$0
	MADISON	12,464,608	1,008,837	0	10,465	103,725	436,337	0	$1,559,364	4,950	279,741	0	0	0
3RD.....	CIRCUIT TOTAL	$13,206,945	$1,023,014	$0	$10,465	$134,237	$501,791	$0	$1,023,014	$6,367	$286,131	$0	$0	$0
4TH.....	CHRISTIAN	$2,187,754	$137,924	$0	$1,728	$49,441	$192,224	$0	$381,317	$5,421	$18,980	$0	$133	$0
	CLAY	$677,432	$70,428	$354	0	35,931	37,566	3,769	$148,048	441	10,179	0	0	0
	CLINTON	$1,009,627	$133,222	$1,604	0	73,514	120,496	2,056	$330,892	6,425	0	0	1,390	1,049
	EFFINGHAM	$1,885,560	$105,631	$0	2,600	145,430	251,709	14,685	$520,055	833	6,382	0	705	2,116
	FAYETTE	$1,129,232	$32,489	$0	42	28,064	126,401	0	$186,996	2,800	188,967	0	13,780	7,007
	JASPER	$425,577	$22,415	$0	251	26,408	68,243	0	$117,317	2,752	7,930	0	462	703
	MARION	$2,960,267	$233,349	$5,469	0	45,524	173,495	9,765	$467,602	2,849	9,522	0	2,632	4,442
	MONTGOMERY	$1,533,865	$158,215	$0	4,861	102,551	195,094	2,367	$463,088	3,370	166,515	0	104	707
	SHELBY	$1,103,055	$47,188	$0	0	66,498	73,857	7,127	$194,670	19,665	0	0	2,523	443
4TH.....	CIRCUIT TOTAL	$12,912,369	$940,861	$7,427	$9,482	$573,361	$1,239,085	$39,769	$2,809,985	$44,556	$408,475	$0	$21,729	$16,467
5TH.....	CLARK	$931,008	$39,897	$911	$0	$15,516	$63,129	$4,270	$123,723	$3,744	$219,034	$0	$833	$1,388
	COLES	$3,476,782	$166,258	$0	680	95,761	129,353	0	$392,052	3,335	7,290	0	0	0
	CUMBERLAND	$673,834	$19,331	$0	0	4,653	68,636	0	$92,620	1,029	304	0	0	0
	EDGAR	$1,127,364	$56,477	$0	3,943	30,094	49,399	0	$139,913	1,360	8,888	0	2,013	14,088
	VERMILION	$6,208,704	$383,409	$0	28,601	99,521	275,396	0	$786,927	7,305	38,622	0	0	30,814
5TH.....	CIRCUIT TOTAL	$12,417,692	$665,372	$911	$33,224	$245,545	$585,913	$4,270	$1,535,235	$16,773	$274,138	$0	$2,846	$46,290

CIRCUIT CLERK
REVENUE DISTRIBUTION BY COUNTY
DECEMBER 1, 1992 - NOVEMBER 30, 1993

			FINES, PENALTIES, ASSESSMENTS, AND FORFEITURES											
CIRCUIT	COUNTY	MAINTAINANCE AND CHILD SUPPORT	MUNICIPALS (ALL EXCEPT COUNTY)	MUNICIPALS CIRCUIT	TOWNSHIPS	COUNTY CRIMINAL	COUNTY TRAFFIC	DRUG FINES CTY CORP. PERCENT	SUBTOTAL LOCAL DISBURSMTS.	STATE CONSERVA-TION FUNDS	STATE POLICE (OVERWGTS.)	ST. TOLL HIGHWAY AUTHOR.	YOUTH DRUG ABUSE FUND	DRUG TRAF. PREVENTION FUND
6TH.....	CHAMPAIGN	$6,936,665	$527,165	$59	$18,055	$40,309	$105,327	$26,879	$717,794	$1,074	$0	$0	$3,945	$0
	DEWITT	$1,382,685	36,829	30	0	45,553	24,279	1,139	$107,830	9,329	22,720	0	344	0
	DOUGLAS	$1,249,453	59,922	0	0	10,061	128,811	6,434	$205,228	1,421	5,775	0	23,042	0
	MACON	$11,827,163	552,730	0	7,064	238,055	274,825	0	$1,072,674	3,351	22,178	0	8,457	0
	MOULTRIE	$1,012,675	8,723	0	0	27,366	102,169	0	$138,258	3,678	29,191	0	0	0
	PIATT	$1,275,128	16,198	0	0	17,280	89,583	2,631	$125,692	416	2,460	0	0	0
6TH.....	CIRCUIT TOTAL	$23,683,769	$1,201,567	$89	$25,119	$378,624	$724,994	$37,083	$2,367,476	$19,269	$82,324	$0	$35,788	$0
7TH.....	GREENE	$471,698	$37,912	$0	$0	$30,894	$32,699	$0	$101,505	$1,792	$0	$0	$83	$641
	JERSEY	$972,323	48,847	2,797	0	34,506	83,544	6,993	$176,687	2,594	2,700	0	1,467	206
	MACOUPIN	$2,107,881	174,106	0	0	38,700	107,718	0	$320,524	2,757	13,293	0	0	0
	MORGAN	$2,207,209	109,739	1,469	29	62,328	71,596	3,942	$249,103	2,124	3,599	0	1,150	0
	SANGAMON	$12,755,177	600,306	2,837	0	149,465	466,379	25,005	$1,243,992	3,932	412,592	0	11,140	0
	SCOTT	$260,029	968	0	0	4,118	28,839	0	$33,925	147	2,620	0	0	0
7TH.....	CIRCUIT TOTAL	$18,774,317	$971,878	$7,103	$29	$320,011	$790,775	$35,940	$2,125,736	$13,346	$434,804	$0	$13,840	$847
8TH.....	ADAMS	$3,908,707	$293,195	$1,838	$0	$107,656	$117,975	$20,314	$540,978	$5,656	$7,079	$0	$5,347	$12,821
	BROWN	$374,841	20,801	684	0	21,645	34,203	4,333	$81,666	1,359	260	0	645	1,215
	CALHOUN	$70,921	6,027	0	0	21,287	38,703	0	$66,017	4,122	1,650	0	0	0
	CASS	$800,128	39,167	300	0	32,703	42,186	225	$114,581	3,250	2,150	0	75	0
	MASON	$785,381	96,987	75	0	36,032	66,084	194	$199,372	2,885	4,775	0	428	0
	MENARD	$584,825	20,970	28	0	9,812	45,168	0	$75,978	680	260	0	246	619
	PIKE	$827,723	28,623	0	3,215	34,833	108,220	0	$174,891	3,081	20,023	0	1,702	0
	SCHUYLER	$483,983	10,507	0	0	10,064	51,761	315	$72,647	8,883	2,420	0	176	234
8TH.....	CIRCUIT TOTAL	$7,836,509	$516,277	$2,925	$3,215	$274,032	$504,300	$25,381	$1,326,130	$29,916	$38,617	$0	$8,619	$14,889
9TH.....	FULTON	$2,715,060		$153	$0	$59,180	$103,983	$2,989	$166,305	$5,846	$7,157	$0	$432	$0
	HANCOCK	$1,060,971	42,689	58	500	44,404	53,416	1,804	$142,871	1,954	6,481	0	656	13
	HENDERSON	$386,630	4,858	0	0	17,048	68,004	1,032	$90,942	3,871	0	0	0	0
	KNOX	$5,053,824	228,321	88	0	66,092	123,072	0	$417,573	427	2,702	0	0	338
	MCDONOUGH	$1,603,086	110,516	94	13,255	56,163	83,116	8,255	$271,399	1,864	6,790	0	1,682	0
	WARREN	$1,453,843	57,070	0	40	41,261	93,792	2,946	$195,109	807	4,632	0	804	1,203
9TH.....	CIRCUIT TOTAL	$12,273,414	$443,454	$393	$13,795	$284,148	$525,383	$17,026	$1,284,199	$14,769	$27,762	$0	$3,574	$1,554
10TH.....	MARSHALL	$801,718	$21,700	$0	$0	$3,074	$35,201	$0	$59,975	$800	$478	$0	$0	$0
	PEORIA	$14,016,847	482,303	0	26,888	339,706	49,700	0	$898,597	8,708	119,374	37,095	2,070	0
	PUTNAM	$315,248	7,134	0	0	4,044	28,397	0	$39,575	1,203	0	0	0	0
	STARK	$353,766	5,510	0	0	13,463	9,600	503	$29,076	392	3,565	0	72	0
	TAZEWELL	$9,783,145	669,583	6,958	0	93,834	412,604	11,093	$1,194,072	3,672	29,469	0	4,538	1,836
10TH.....	CIRCUIT TOTAL	$25,270,724	$1,186,230	$6,958	$26,888	$454,121	$535,502	$11,596	$2,221,295	$14,775	$152,886	$37,095	$6,680	$1,836
11TH.....	FORD	$516,741	$52,942	$3,200	$2,018	$48,306	$41,127	$3,200	$150,793	$747	$3,803	$0	$0	$0
	LIVINGSTON	$2,378,157	129,573	0	816	58,951	214,082	32,920	$436,342	5,147	12,237	0	399	1,323
	LOGAN	$2,097,782	158,213	170	0	34,331	82,759	9,481	$284,954	863	130,900	0	535	0
	MCLEAN	$5,845,857	883,546	2,887	2,453	246,221	409,685	25,694	$1,570,486	2,576	256,658	0	11,175	0
	WOODFORD	$1,552,971	92,708	0	0	38,278	154,665	2,032	$287,683	887	2,069	0	360	0
11TH.....	CIRCUIT TOTAL	$12,391,508	$1,316,982	$6,257	$5,287	$426,087	$902,318	$73,327	$2,730,258	$10,220	$405,667	$0	$12,469	$1,323

CIRCUIT CLERK
REVENUE DISTRIBUTION BY COUNTY
DECEMBER 1, 1992 - NOVEMBER 30, 1993

			FINES, PENALTIES, ASSESSMENTS, AND FORFEITURES											
CIRCUIT	COUNTY	MAINTAINANCE AND CHILD SUPPORT	MUNICIPALS (ALL EXCEPT COUNTY)	MUNICIPALS CIRCUIT	TOWNSHIPS	COUNTY CRIMINAL	COUNTY TRAFFIC	DRUG FINES CTY CORP. PERCENT	SUBTOTAL LOCAL DISBURSMTS.	STATE CONSERVA-TION FUNDS	STATE POLICE (OVERWGTS.)	ST. TOLL HIGHWAY AUTHOR.	YOUTH DRUG ABUSE FUND	DRUG TRAF. PREVENTION FUND
12TH.....	WILL	$21,488,315	$1,357,189	$8,024	$43,552	$175,188	$584,640	$38,484	$2,207,077	$11,462	$680,538	$0	$12,821	$0
12TH.....	CIRCUIT TOTAL	$21,488,315	$1,357,189	$8,024	$43,552	$175,188	$584,640	$38,484	$2,207,077	$11,462	$680,538	$0	$12,821	$0
13TH.....	BUREAU	$2,241,451	$112,387	$839	$4,141	$61,581	$161,001	$51,151	$391,100	$1,162	$27,642	$0	$12,590	$14,037
	GRUNDY	$2,554,779	111,850	0	0	44,770	208,749	0	$365,369	2,968	78,794	0	7,073	0
	LASALLE	$6,542,240	300,399	377,625	1,081	153,701	250,591	0	$1,083,397	19,444	26,059	0	37,117	0
13TH.....	CIRCUIT TOTAL	$11,338,470	$524,636	$378,464	$5,222	$260,052	$620,341	$51,151	$1,839,866	$23,574	$132,495	$0	$56,780	$14,037
14TH.....	HENRY	$3,208,530	$264,787	$18,015	$11,324	$255,471	$370,412	$20,780	$940,789	$2,291	$9,614	$0	$6,051	$0
	MERCER	$1,180,896	39,737	0	0	29,423	62,596	0	$131,756	459	1,689	0	157	0
	ROCK ISLAND	$14,080,872	1,153,982	5,699	0	214,636	416,295	9,601	$1,800,213	3,909	557,031	0	3,076	0
	WHITESIDE	$4,666,939	318,486	28,760	3,177	128,903	253,436	40,198	$772,960	3,988	43,161	10,050	600	19,973
14TH.....	CIRCUIT TOTAL	$23,137,237	$1,776,992	$52,474	$14,501	$628,433	$1,102,739	$70,579	$3,645,718	$10,647	$611,495	$10,050	$9,884	$19,973
15TH.....	CARROLL	$732,444	$37,790	$115	$556	$27,484	$36,401	$60,330	$162,676	$3,574	$7,084	$0	$1,356	$44
	JO DAVIESS	$813,733	103,482	0	0	47,697	85,667	0	$236,846	6,285	85,679	0	213	0
	LEE	$2,405,106	156,781	674	15,488	53,943	0	0	$226,886	918	47,223	0	889	2,096
	OGLE	$2,134,765	204,049	1,925	500	77,608	252,043	2,631	$538,756	4,427	10,855	0	2,465	1,975
	STEPHENSON	$3,270,240	147,590	502	28,685	98,876	251,299	6,416	$533,368	1,587	11,828	0	1,760	5,277
15TH.....	CIRCUIT TOTAL	$9,356,288	$649,692	$3,216	$45,229	$305,608	$625,410	$69,377	$1,698,532	$16,791	$162,669	$0	$6,683	$9,392
16TH.....	DEKALB	$2,985,229	$371,053	$469	$8,322	$43,107	$128,991	$4,884	$556,826	$3,800	$8,709	$0	$616	$0
	KANE	$21,149,742	1,566,736	20,999	33,446	76,776	290,685	16,923	$2,005,565	2,429	29,889	0	5,420	2,825
	KENDALL	$2,191,994	78,111	803	10,892	23,986	65,521	1,990	$181,303	2,711	5,398	0	849	730
16TH.....	CIRCUIT TOTAL	$26,326,965	$2,015,900	$22,271	$52,660	$143,869	$485,197	$23,797	$2,743,694	$8,940	$43,996	$0	$6,885	$3,555
17TH.....	BOONE	$1,517,351	$184,734	$0	$0	$38,328	$281,768	$0	$504,830	$505	$2,190	$0	$1,358	$0
	WINNEBAGO	$10,601,018	1,428,558	41,571	10,469	307,671	763,778	956	$2,553,003	4,147	50,303	0	7,587	0
17TH.....	CIRCUIT TOTAL	$12,118,369	$1,613,292	$41,571	$10,469	$345,999	$1,045,546	$956	$3,057,833	$4,652	$52,493	$0	$8,945	$0
18TH.....	DUPAGE	$39,727,830	$7,465,136	$236,255	$11,290	$279,414	$607,403	$10,949	$8,610,447	$0	$78,628	$15,126	$15,786	$100,869
18TH.....	CIRCUIT TOTAL	$39,727,830	$7,465,136	$236,255	$11,290	$279,414	$607,403	$10,949	$8,610,447	$0	$78,628	$15,126	$15,786	$100,869
19TH.....	LAKE	$17,627,105	$5,379,003	$77,632	$10,735	$278,567	$344,944	$31,793	$6,122,674	$23,723	$19,659	$146,232	$15,779	$109,864
	MCHENRY	$5,083,227	2,730,120	20,693	103,073	157,172	467,736	54,825	$3,533,619	11,542	74,252	0	9,723	308
19TH.....	CIRCUIT TOTAL	$22,710,332	$8,109,123	$98,325	$113,808	$435,739	$812,680	$86,618	$9,656,293	$35,265	$93,911	$146,232	$25,502	$110,172
20TH.....	MONROE	$1,070,522	$73,783	$0	$4,121	$19,794	$51,590	$0	$149,288	$716	$0	$0	$661	$4,628
	PERRY	$1,369,532	45,395	18,575	0	38,904	73,332	23,142	$199,348	3,659	9,672	0	6,565	0
	RANDOLPH	$2,224,826	89,557	639	0	62,304	82,585	764	$235,849	4,270	686	0	1,103	0
	ST. CLAIR	$9,544,875	2,387,641	58,306	0	91,240	1,214,752	18,033	$3,769,972	3,401	392,121	0	6,092	3,074
	WASHINGTON	$671,205	24,903	317	0	12,278	102,963	1,495	$141,956	926	3,913	0	624	0
20TH.....	CIRCUIT TOTAL	$14,880,960	$2,621,279	$77,837	$4,121	$224,520	$1,525,222	$43,434	$4,496,413	$12,972	$406,392	$0	$15,045	$7,702
21ST.....	IROQUOIS	$1,485,183	$72,978	$1,113	$0	$73,051	$242,079	$4,891	$394,112	$1,509	$74,899	$0	$1,446	$3,409
	KANKAKEE	$5,722,494	274,150	4,537	0	84,156	183,268	0	$546,111	10,326	26,695	0	1,629	0
21ST.....	CIRCUIT TOTAL	$7,207,677	$347,128	$5,650	$0	$157,207	$425,347	$4,891	$940,223	$11,835	$101,594	$0	$3,075	$3,409
	COOK COUNTY	$98,865,630	$11,599,066	$34,861	$10,898	$1,804,262	$9,657,588	$511,058	$23,617,733	$7,391	$960,986	$1,069,183	$14,359	$0
	DOWNSTATE TOTAL	$346,221,881	$35,990,038	$992,571	$431,158	$7,037,262	$15,949,679	$701,144	$60,455,359	$369,119	$4,868,114	$208,503	$285,166	$368,863
	STATE TOTAL	$445,087,511	$47,589,104	$1,027,432	$442,056	$8,841,524	$25,607,267	$1,212,202	$84,073,092	$376,510	$5,829,100	$1,277,686	$299,525	$368,863

CIRCUIT CLERK
REVENUE DISTRIBUTION BY COUNTY
DECEMBER 1, 1992 - NOVEMBER 30, 1993

		FINES, PENALTIES, ASSESSMENTS, AND FORFEITURES													
CIRCUIT	COUNTY	VIOLENT CRIMES ASST. FUND	TRF. & CRM. CONVICT. SURCHARGE	DRIVER EDUCATION FUND	PROFESS. REG. EVID. FUND	NAR. PROF. FORFEIT. FUND	STEROID EDUCA. FUND	STATE CRIME LAB FUND	DO. VIOL & SHEL. & SER. FUND	DRUG TREAT. FUND	CHILD SEX. ABUSE FUND	SEXUAL ASSAULT & SER. FUND	OTHER STATE FINES ETC.	TOTAL STATE EXPENDITRS.	TOTAL STATE AND LOCAL DISBURS.
1ST.....	ALEXANDER	$3,378	$23,534	$17,779	$0	$0	$0	$0	$0	$0	$0	$0	$0	$86,164	$217,568
	JACKSON	61,189	72,772	56,513	0	0	0	0	7,448	10,310	0	0	0	$258,930	$1,012,982
	JOHNSON	13,961	25,607	14,687	0	0	0	315	0	1,000	0	0	1,110	$67,138	$322,761
	MASSAC	13,592	22,854	19,513	0	0	0	270	9	0	0	0	16,840	$76,165	$282,606
	POPE	5,225	7,902	2,717	0	0	0	0	0	353	0	0	0	$17,625	$78,396
	PULASKI	7,277	53,836	51,497	0	0	0	590	0	5,229	0	0	0	$150,278	$439,570
	SALINE	25,915	0	23,675	0	0	0	0	0	0	0	0	88	$60,527	$412,093
	UNION	15,485	27,201	23,539	0	0	0	0	50	500	0	0	1,049	$79,506	$308,372
	WILLIAMSON	14,409	80,462	20,642	0	0	0	100	0	0	0	0	26,870	$393,304	$943,498
1ST.....	CIRCUIT TOTAL	$157,053	$290,634	$212,783	$0	$0	$0	$1,275	$7,507	$17,392	$0	$0	$45,957	$1,103,473	$3,800,278
2ND.....	CRAWFORD	$6,640	$15,847	$13,929	$0	$0	$0	$925	$0	$0	$0	$0	$700	$42,147	$162,877
	EDWARDS	3,070	7,030	6,986	0	0	0	0	0	0	0	0	0	$42,699	$64,857
	FRANKLIN	16,782	26,895	13,238	0	0	0	1,238	136	3,426	0	0	0	$89,953	$345,756
	GALLATIN	3,526	6,231	2,728	0	0	0	0	0	0	0	0	0	$20,428	$81,375
	HAMILTON	2,775	5,430	1,924	0	0	0	135	0	0	0	0	0	$12,227	$52,816
	HARDIN	3,203	5,477	1,947	0	0	0	165	9	0	0	0	3,920	$18,701	$58,739
	JEFFERSON	12,499	30,154	25,620	0	0	0	200	100	5,513	0	0	320	$90,074	$367,609
	LAWRENCE	8,170	12,000	7,029	0	0	0	0	10	500	0	0	1,100	$34,718	$116,200
	RICHLAND	10,480	18,194	14,001	0	0	0	265	0	0	0	0	0	$46,032	$179,800
	WABASH	12,518	15,285	9,051	0	0	0	1,080	0	6,800	0	0	3,103	$56,466	$157,407
	WAYNE	6,430	13,536	12,592	0	0	0	630	71	4,400	0	90	0	$39,860	$175,066
	WHITE	8,771	34,858	24,863	0	0	0	790	300	5,293	0	0	195	$87,798	$316,481
2ND	CIRCUIT TOTAL	$94,864	$190,937	$133,908	$0	$0	$0	$5,428	$626	$25,932	$0	$90	$9,338	$581,103	$2,078,983
3RD.....	BOND	$13,688	$15,740	$9,586	$0	$0	$0	$80	$100	$0	$0	$0	$0	$47,001	$157,144
	MADISON	37,157	80,612	6,934	0	0	0	630	15,280	0	0	691	13,904	$439,899	1,999,263
3RD.....	CIRCUIT TOTAL	$50,845	$96,352	$16,520	$0	$0	$0	$710	$15,380	$0	$0	$691	$13,904	$486,900	$2,156,407
4TH.....	CHRISTIAN	$33,706	$42,387	$35,814	$0	$0	$0	$0	$0	$0	$0	$0	$0	$136,441	$517,758
	CLAY	17,485	17,510	13,341	0	0	0	350	0	0	0	0	0	$59,306	$207,354
	CLINTON	20,083	41,575	15,810	0	0	0	1,404	105	4,287	0	0	11,184	$103,312	$434,204
	EFFINGHAM	50,159	60,295	46,628	0	0	0	2,178	200	22,925	0	0	13,621	$206,042	$726,097
	FAYETTE	9,311	43,993	18,198	0	0	0	495	0	0	0	0	10,510	$295,061	$482,057
	JASPER	12,485	13,579	7,148	0	0	0	100	0	1,291	0	0	2,843	$49,293	$166,610
	MARION	44,288	45,966	45,827	0	0	0	784	826	13,644	0	0	9,036	$179,816	$647,418
	MONTGOMERY	29,837	67,619	38,284	0	0	0	990	200	5,285	0	0	0	$312,911	$775,999
	SHELBY	24,157	26,411	13,894	0	0	0	270	31	9,584	0	0	3,384	$100,362	$295,032
4TH.....	CIRCUIT TOTAL	$241,511	$359,335	$234,944	$0	$0	$0	$6,571	$1,362	$57,016	$0	$0	$50,578	$1,442,544	$4,252,529
5TH.....	CLARK	$11,066	$43,586	$13,790	$0	$0	$0	$225	$0	$0	$0	$0	$1,715	$295,381	$419,104
	COLES	31,815	43,380	36,873	0	0	0	1,685	835	9,445	0	115	11,460	$146,233	$538,285
	CUMBERLAND	0	5,713	14,339	13,860	0	0	0	0	0	0	0	0	$35,245	$127,865
	EDGAR	11,402	20,404	10,205	0	0	0	225	0	1,500	0	0	584	$70,669	$210,582
	VERMILION	90,060	113,891	48,609	0	0	0	0	0	0	0	0	1,035	$330,336	$1,117,263
5TH.....	CIRCUIT TOTAL	$144,343	$226,974	$123,816	$13,860	$0	$0	$2,135	$835	$10,945	$0	$115	$14,794	$877,864	$2,413,099

CIRCUIT CLERK
REVENUE DISTRIBUTION BY COUNTY
DECEMBER 1, 1992 - NOVEMBER 30, 1993

		FINES, PENALTIES, ASSESSMENTS, AND FORFEITURES													
CIRCUIT	COUNTY	VIOLENT CRIMES ASST. FUND	TRF. & CRM. CONVICT. SURCHARGE	DRIVER EDUCATION FUND	PROFESS. REG. EVID. FUND	NAR. PROF. FORFEIT. FUND	STEROID EDUCA. FUND	STATE CRIME LAB FUND	DO. VIOL & SHEL. & SER. FUND	DRUG TREAT. FUND	CHILD SEX. ABUSE FUND	SEXUAL ASSAULT & SER. FUND	OTHER STATE FINES ETC.	TOTAL STATE EXPENDITRS.	TOTAL STATE AND LOCAL DISBURS.
6TH.....	CHAMPAIGN	$71,583	$100,246	$66,755	$0	$0	$0	$3,316	$10,510	$11,268	$0	$0	$6,929	$275,626	$993,420
	DEWITT	14,837	19,908	9,613	0	0	0	100	0	300	0	0	265	$77,416	$185,246
	DOUGLAS	11,720	15,360	19,607	0	0	0	600	0	6,434	0	0	4,479	$88,438	$293,666
	MACON	81,202	124,499	64,389	0	19,954	0	4,109	0	0	0	0	0	$328,139	$1,400,813
	MOULTRIE	5,948	14,035	16,069	0	0	0	877	120	4,613	0	0	0	$74,531	$212,789
	PIATT	8,019	11,509	8,078	0	0	0	450	0	0	0	0	0	$30,932	$156,624
6TH.....	CIRCUIT TOTAL	$193,309	$285,557	$184,511	$0	$19,954	$0	$9,452	$10,630	$22,615	$0	$0	$11,673	$875,082	$3,242,558
7TH.....	GREENE	$4,016	$7,511	$3,203	$0	$0	$0	$230	$0	$722	$0	$0	$843	$19,041	$120,546
	JERSEY	18,540	24,909	8,091	0	0	0	100	0	1,467	0	0	6,733	$66,807	$243,494
	MACOUPIN	31,220	38,666	32,323	0	0	0	0	0	6,124	0	0	15,234	$139,617	$460,141
	MORGAN	18,293	18,782	9,296	0	0	0	325	592	5,346	0	0	29,696	$89,203	$338,306
	SANGAMON	78,827	236,098	142,897	0	0	0	2,454	0	2,407	0	0	16,935	$907,282	$2,151,274
	SCOTT	4,070	4,782	3,609	0	0	0	0	0	0	0	0	0	$15,228	$49,153
7TH.....	CIRCUIT TOTAL	$154,966	$330,748	$199,419	$0	$0	$0	$3,109	$592	$16,066	$0	$0	$69,441	$1,237,178	$3,362,914
8TH.....	ADAMS	$39,058	$62,781	$44,149	$0	$0	$0	$1,591	$9,174	$9,999	$0	$36	$17,760	$215,451	$756,429
	BROWN	6,004	9,368	6,896	0	0	0	0	0	35	0	0	3,721	$29,503	$111,169
	CALHOUN	7,534	7,839	5,049	0	0	0	0	0	400	0	0	1,243	$27,837	$93,854
	CASS	13,021	13,743	5,889	0	0	0	0	100	0	0	0	4,124	$42,352	$156,933
	MASON	11,295	24,268	19,548	0	0	0	0	0	150	0	0	2,229	$65,578	$264,950
	MENARD	5,219	8,259	6,069	0	0	0	0	0	0	0	0	0	$21,352	$97,330
	PIKE	15,403	22,490	12,362	0	0	0	756	0	0	0	0	0	$75,817	$250,708
	SCHUYLER	5,350	9,678	2,585	0	0	0	45	0	1,652	0	0	3,685	$34,708	$107,355
8TH.....	CIRCUIT TOTAL	$102,884	$158,426	$102,547	$0	$0	$0	$2,392	$9,274	$12,236	$0	$36	$32,762	$512,598	$1,838,728
9TH.....	FULTON	$37,671	$40,790	$20,303	$0	$0	$0	$3,094	$4,285	$12,213	$0	$0	$9,341	$141,132	$307,437
	HANCOCK	14,777	19,932	10,730	0	0	0	50	1,000	6,700	0	0	80	$62,373	$205,244
	HENDERSON	3,682	5,045	1,715	0	0	0	180	290	0	0	90	21,032	$35,905	$126,847
	KNOX	41,744	62,858	35,874	0	0	0	2,248	234	27,817	0	0	18,934	$193,176	$610,749
	MCDONOUGH	25,758	29,998	11,653	0	0	0	717	1,647	4,793	0	0	14,346	$99,248	$370,647
	WARREN	18,403	20,926	12,579	0	0	0	147	1,799	3,894	0	0	11,152	$76,346	$271,455
9TH.....	CIRCUIT TOTAL	$142,035	$179,549	$92,854	$0	$0	$0	$6,436	$9,255	$55,417	$0	$90	$74,885	$608,180	$1,892,379
10TH.....	MARSHALL	$3,539	$7,043	$7,099	$0	$0	$0	$0	$0	$1,140	$0	$0	$0	$20,099	$80,074
	PEORIA	60,203	117,351	57,735	0	0	0	7,479	1,966	35,777	0	90	61,865	$509,713	$1,408,310
	PUTNAM	2,284	5,332	3,068	0	0	0	0	0	1,000	0	0	0	$12,887	$52,462
	STARK	3,675	5,124	2,425	0	0	0	95	109	900	0	0	921	$17,278	$46,354
	TAZEWELL	61,146	159,439	76,290	0	0	0	1,860	110	0	0	0	43,899	$382,259	$1,576,331
10TH.....	CIRCUIT TOTAL	$130,847	$294,289	$146,617	$0	$0	$0	$9,434	$2,185	$38,817	$0	$90	$106,685	$942,236	$3,163,531
11TH.....	FORD	$15,502	$21,581	$19,093	$0	$0	$0	$0	$0	$0	$0	$0	$1,155	$61,881	$212,674
	LIVINGSTON	20,079	49,979	35,274	0	0	0	295	0	1,000	0	0	165,718	$291,451	$727,793
	LOGAN	21,616	39,748	21,321	0	0	0	0	0	762	0	0	1,743	$217,488	$502,442
	MCLEAN	111,213	209,167	131,940	0	0	0	5,677	181	31,228	0	0	120	$759,935	$2,330,421
	WOODFORD	17,804	30,656	19,008	0	0	0	540	40	200	0	0	113,091	$184,655	$472,338
11TH.....	CIRCUIT TOTAL	$186,214	$351,131	$226,636	$0	$0	$0	$6,512	$221	$33,190	$0	$0	$281,827	$1,515,410	$4,245,668

CIRCUIT CLERK
REVENUE DISTRIBUTION BY COUNTY
DECEMBER 1, 1992 - NOVEMBER 30, 1993

		FINES, PENALTIES, ASSESSMENTS, AND FORFEITURES													
CIRCUIT	COUNTY	VIOLENT CRIMES ASST. FUND	TRF. & CRM. CONVICT. SURCHARGE	DRIVER EDUCATION FUND	PROFESS. REG. EVID. FUND	NAR. PROF. FORFEIT. FUND	STEROID EDUCA. FUND	STATE CRIME LAB FUND	DO. VIOL & SHEL. & SER. FUND	DRUG TREAT. FUND	CHILD SEX. ABUSE FUND	SEXUAL ASSAULT & SER. FUND	OTHER STATE FINES ETC.	TOTAL STATE EXPENDITRS.	TOTAL STATE AND LOCAL DISBURS.
12TH.....	WILL	$25,908	$427,444	$85,503	$0	$0	$0	$11,463	$200	$60,822	$0	$0	$6,598	$1,322,759	$3,529,836
12TH.....	CIRCUIT TOTAL	$25,908	$427,444	$85,503	$0	$0	$0	$11,463	$200	$60,822	$0	$0	$6,598	$1,322,759	$3,529,836
13TH.....	BUREAU	$24,887	$43,171	$21,038	$0	$0	$0	$1,170	$0	$5,080	$0	$0	$23,597	$174,374	$565,474
	GRUNDY	31,036	72,681	30,671	0	0	0	0	0	1,345	0	0	0	$224,568	$589,937
	LASALLE	29,278	80,065	66,066	0	0	0	0	1,650	0	0	0	0	$259,679	$1,343,076
13TH.....	CIRCUIT TOTAL	$85,201	$195,917	$117,775	$0	$0	$0	$1,170	$1,650	$6,425	$0	$0	$23,597	$658,621	$2,498,487
14TH.....	HENRY	$14,291	$35,826	$17,793	$0	$0	$0	$6,228	$270	$49,458	$0	$0	$22,114	$163,936	$1,104,725
	MERCER	10,998	13,060	3,922	0	0	0	495	218	0	0	0	0	$30,998	$162,754
	ROCK ISLAND	14,277	255,954	109,972	0	0	0	1,569	94	30,310	0	0	0	$976,192	$2,776,405
	WHITESIDE	71,195	43,032	0	0	0	3,219	110	20,877	0	0	0	22,596	$238,801	$1,011,761
14TH.....	CIRCUIT TOTAL	$110,761	$347,872	$131,687	$0	$0	$3,219	$8,402	$21,459	$79,768	$0	$0	$44,710	$1,409,927	$5,055,645
15TH.....	CARROLL	$7,525	$5,369	$4,019	$0	$0	$0	$135	$0	$537	$0	$0	$8,204	$37,847	$200,523
	JO DAVIESS	20,571	35,838	15,890	0	0	0	45	0	1,369	0	0	788	$166,678	$403,524
	LEE	38,213	54,452	28,536	0	0	0	400	1,745	4,218	0	0	21,092	$199,782	$426,668
	OGLE	34,967	61,148	25,772	0	0	0	0	398	16,481	0	0	13,440	$171,928	$710,684
	STEPHENSON	33,763	59,304	31,512	0	0	0	2,571	0	210	0	0	17,489	$165,301	$698,669
15TH.....	CIRCUIT TOTAL	$135,039	$216,111	$105,729	$0	$0	$0	$3,151	$2,143	$22,815	$0	$0	$61,013	$741,536	$2,440,068
16TH.....	DEKALB	$8,590	$16,956	$768	$0	$0	$0	$1,125	$0	$0	$0	$0	$150,891	$191,455	$748,281
	KANE	28,681	56,677	12,948	0	0	0	3,330	0	5,000	0	300	643,897	$791,396	$2,796,961
	KENDALL	7,313	7,903	4,540	0	0	0	0	0	5,000	0	0	0	$34,444	$215,747
16TH.....	CIRCUIT TOTAL	$44,584	$81,536	$18,256	$0	$0	$0	$4,455	$0	$10,000	$0	$300	$794,788	$1,017,295	$3,760,989
17TH.....	BOONE	$32,783	$73,625	$38,262	$0	$0	$0	$1,730	$300	$11,226	$0	$0	$17,942	$179,921	$684,751
	WINNEBAGO	69,098	250,909	207,073	0	0	0	8,082	5,824	52,432	0	0	0	$655,455	$3,208,458
17TH.....	CIRCUIT TOTAL	$101,881	$324,534	$245,335	$0	$0	$0	$9,812	$6,124	$63,658	$0	$0	$17,942	$835,376	$3,893,209
18TH.....	DUPAGE	$600,302	$1,378,089	$615,683	$0	$0	$0	$180	$0	$0	$0	$0	$8,134	$2,812,797	$11,423,244
18TH.....	CIRCUIT TOTAL	$600,302	$1,378,089	$615,683	$0	$0	$0	$180	$0	$0	$0	$0	$8,134	$2,812,797	$11,423,244
19TH.....	LAKE	$404,685	$604,968	$179,380	$0	$0	$0	$0	$12,282	$85,433	$0	$0	$0	$1,602,005	$7,724,679
	MCHENRY	101,499	196,217	61,593	0	0	0	9,527	9	2,936	0	0	38,184	$505,790	$4,039,409
19TH.....	CIRCUIT TOTAL	$506,184	$801,185	$240,973	$0	$0	$0	$9,527	$12,291	$88,369	$0	$0	$38,184	$2,107,795	$11,764,088
20TH.....	MONROE	$10,437	$19,185	$16,916	$0	$0	$0	$578	$0	$2,893	$0	$0	$0	$56,014	$205,302
	PERRY	16,561	23,756	11,441	0	0	0	350	100	0	0	0	0	$72,104	$271,452
	RANDOLPH	25,552	27,515	12,928	0	0	0	720	0	1,000	0	0	0	$73,774	$309,623
	ST. CLAIR	124,842	296,892	111,778	0	0	0	7,551	0	0	0	0	141,853	$1,087,604	$4,857,576
	WASHINGTON	8,095	0	0	0	0	0	0	0	0	0	0	2,052	$15,610	$157,566
20TH.....	CIRCUIT TOTAL	$185,487	$367,348	$153,063	$0	$0	$0	$9,199	$100	$3,893	$0	$0	$143,905	$1,305,106	$5,801,519
21ST.....	IROQUOIS	$14,732	$54,390	$37,694	$0	$0	$0	$90	$0	$7,055	$0	$0	$0	$195,224	$589,336
	KANKAKEE	43,196	70,287	55,964	0	0	0	4,196	420	28,790	0	0	4,243	$245,746	$791,857
21ST.....	CIRCUIT TOTAL	$57,928	$124,677	$93,658	$0	$0	$0	$4,286	$420	$35,845	$0	$0	$4,243	$440,970	$1,381,193
	COOK COUNTY	$6,229	$5,661,717	$0	$0	$0	$0	$900	$0	$0	$0	$0	$0	$7,720,765	$31,338,498
	DOWNSTATE TOTAL	$3,452,146	$7,028,645	$3,482,217	$13,860	$19,954	$3,219	$116,280	$111,929	$661,544	$0	$1,297	$1,847,093	$22,834,750	$83,995,352
	STATE TOTAL	$3,458,375	$12,690,362	$3,482,217	$13,860	$19,954	$3,219	$117,180	$111,929	$661,544	$0	$1,297	$1,847,093	$30,555,515	$115,333,850

CIRCUIT CLERK
REVENUE DISTRIBUTION BY COUNTY
DECEMBER 1, 1992 - NOVEMBER 30, 1992

		FEES OF OTHERS																		
CIRCUIT	COUNTY	STATE'S ATTORNEY	SHERIFF SERV. OF PROCESS	SHERIFF COURT SERVICES	SHERIFF DRUG FINES	COUNTY LAW LIBRARY	MARRIAGE FUND OF CIR. CRT.	COUNTY FND. TO FIN. CRT. SYSTM	COURT APPOINTED COUNSEL	MUNICIPAL ATTORNEY PROS. FEE	PROBATION SERVICES FUND	DISPUTE RESOLU. FUND	ARBI-TRATION FEE	REJECT. OF AWARD	DRUG TEST. & ELECT. MONIT. FEE	SUBSTAN. ABUSE SER. FEE	WORKING CASH FUND	CTY. FUND FINANCE ED. PROG.	OTHER FEES	TOTAL FEES OF OTHERS DISTRIBUTED
1ST.....	ALEXANDER	$10,487	$1,226	$11,302	$0	$1,318	$0	$16,608	$0	$0	$3,747	$0	$0	$0	$0	$0	$1,500	$0	$0	$46,188
	JACKSON	$36,950	18,860	103,887	0	4,670	1,764	94,334	10,644	0	45,424	0	0	0	0	0	0	0	742,194	$1,058,727
	JOHNSON	$5,094	5,015	10,811	1,291	608	150	24,258	20,363	0	4,996	0	0	0	0	0	0	0	0	$72,586
	MASSAC	$10,561	3,800	15,166	1,088	3,080	200	23,105	0	250	16,295	0	0	0	0	0	0	0	0	$73,545
	POPE	$1,564	0	1,069	2,823	218	0	5,193	14,313	0	5,429	0	0	0	0	0	0	0	0	$30,609
	PULASKI	$16,286	3,360	11,257	0	847	0	39,233	0	0	1,871	0	0	0	0	0	0	0	0	$72,854
	SALINE	$11,793	5,053	24,205	3,022	4,905	420	37,495	0	0	34,803	0	0	0	0	0	0	0	1,509	$123,205
	UNION	$15,334	7,940	24,451	75	5,052	655	40,254	5,350	0	6,337	0	0	0	0	0	0	0	0	$105,448
	WILLIAMSON	$59,149	9,059	66,836	15,570	9,302	40	73,757	9,868	0	53,023	0	0	0	0	0	0	0	0	$296,604
1ST.....	CIRCUIT TOT	$156,731	$53,087	$257,682	$23,869	$28,682	$3,229	$337,629	$60,538	$250	$168,178	$0	$0	$0	$0	$0	$0	$0	$743,703	$1,833,578
2ND.....	CRAWFORD	$7,105	$3,561	$18,938	$0	$3,546	$0	$9,683	$1,675	$0	$6,926	$0	$0	$0	$0	$0	$0	$0	$0	$51,434
	EDWARDS	$3,787	415	5,212	0	1,218	0	5,433	0	0	7,740	0	0	0	0	0	0	0	0	$23,805
	FRANKLIN	$37,608	7,851	27,207	3,746	9,184	860	17,378	550	20	23,982	0	0	0	0	0	0	0	517,773	$646,159
	GALLATIN	$3,460	834	3,544	0	405	0	3,328	300	0	3,960	0	0	0	0	0	200	0	1,594	$17,625
	HAMILTON	$6,887	2,074	3,115	0	1,400	0	3,959	0	0	3,350	0	0	0	0	0	0	0	0	$20,785
	HARDIN	$5,110	2,067	5,108	6,660	834	0	3,913	0	0	4,091	0	0	0	0	0	0	0	0	$27,783
	JEFFERSON	$35,782	5,387	37,005	0	8,706	0	16,488	580	0	17,105	0	0	0	0	0	0	0	1,332	$122,385
	LAWRENCE	$5,908	1,875	0	0	2,460	0	5,895	0	0	3,943	0	0	0	929	0	0	0	0	$21,010
	RICHLAND	$9,696	7,077	0	0	4,209	100	8,350	1,359	0	9,829	0	0	0	0	0	0	0	0	$40,620
	WABASH	$24,226	2,260	17,295	9	2,652	0	18,942	0	85	3,700	0	0	0	0	0	0	0	3,795	$72,964
	WAYNE	$15,361	5,023	15,270	0	2,896	140	16,160	880	0	14,426	0	0	0	0	0	0	0	0	$70,156
	WHITE	$29,381	1,710	19,685	722	1,686	0	20,344	0	0	9,835	0	0	0	0	0	0	0	322	$83,685
2ND	CIRCUIT TOT	$184,311	$40,134	$152,379	$11,137	$39,196	$1,100	$129,873	$5,344	$105	$108,887	$0	$0	$0	$929	$0	$200	$0	$524,816	$1,198,411
3RD.....	BOND	$9,134	$2,775	$6,037	$0	$3,269	$140	$16,537	$0	$0	$4,741	$0	$0	$0	$0	$0	$0	$0	$0	$42,633
	MADISON	$146,927	0	94,400	0	31,979	0	81,587	1,130	2,520	26,752	0	0	0	0	0	0	0	0	$385,295
3RD.....	CIRCUIT TOT	$156,061	$2,775	$100,437	$0	$35,248	$140	$98,124	$1,130	$2,520	$31,493	$0	$0	$0	$0	$0	$0	$0	$0	$427,928
4TH.....	CHRISTIAN	$18,766	$18,299	$30,862	$0	$10,051	$760	$48,930	$0	$0	$30,488	$0	$0	$0	$2,067	$635	$0	$0	$10,538	$171,396
	CLAY	$8,392	6,456	11,809	1,193	3,445	150	14,480	3,427	0	24,949	0	0	0	1,804	0	0	0	2,268	$78,373
	CLINTON	$21,668	7,107	25,047	0	4,536	290	35,714	4,113	0	42,651	0	0	0	4,415	0	0	0	0	$145,541
	EFFINGHAM	$21,236	30,246	28,083	0	5,968	560	29,365	3,777	0	45,260	0	0	0	1,393	0	0	0	28,686	$194,574
	FAYETTE	$28,600	3,566	18,767	0	0	420	27,972	0	10	15,702	0	0	0	460	0	0	0	110	$95,607
	JASPER	$7,224	3,414	9,085	123	1,299	0	13,848	0	0	14,953	0	0	0	0	0	0	0	0	$49,946
	MARION	$24,493	9,564	38,549	197	7,722	640	30,272	99	0	61,765	0	0	0	11,133	0	0	0	0	$184,434
	MONTGOMERY	$39,869	10,418	0	0	4,850	610	24,800	546	0	17,224	0	0	0	902	0	0	0	0	$99,219
	SHELBY	$15,207	4,845	18,487	0	5,356	335	25,718	0	0	22,256	0	0	0	1,220	0	0	0	0	$93,424
4TH.....	CIRCUIT TOT	$185,455	$93,915	$180,689	$1,513	$43,227	$3,765	$251,099	$11,962	$10	$275,248	$0	$0	$0	$23,394	$635	$0	$0	$41,602	$1,112,514
5TH.....	CLARK	$32,362	$3,246	$2,148	$0	$3,235	$0	$14,539	$1,205	$75	$3,411	$0	$0	$0	$0	$0	$0	$9	$0	$60,230
	COLES	$28,382	9,421	31,291	0	9,876	760	26,293	12,570	0	675	0	0	0	0	0	0	0	0	$119,268
	CUMBERLAND	$5,254	1,292	0	0	0	0	9,083	1,035	0	6,399	0	0	0	0	0	0	0	0	$23,063
	EDGAR	$12,528	5,423	0	0	5,536	460	9,828	5,929	0	16,887	0	0	0	0	0	0	0	33	$56,624
	VERMILION	$18,933	234	140,299	0	26,904	3,435	93,814	5,917	0	68,205	0	0	0	0	0	0	48,609	0	$406,350
5TH.....	CIRCUIT TOT	$97,459	$19,616	$173,738	$0	$45,551	$4,655	$153,557	$26,656	$75	$95,577	$0	$0	$0	$0	$0	$0	$48,618	$33	$665,535

CIRCUIT CLERK
REVENUE DISTRIBUTION BY COUNTY
DECEMBER 1, 1992 - NOVEMBER 30, 1992

		FEES OF OTHERS																		
CIRCUIT	COUNTY	STATE'S ATTORNEY	SHERIFF SERV. OF PROCESS	SHERIFF COURT SERVICES	SHERIFF DRUG FINES	COUNTY LAW LIBRARY	MARRIAGE FUND OF CIR. CRT.	COUNTY FND TO FIN. CRT. SYSTM	COURT APPOINTED COUNSEL	MUNICIPAL ATTORNEY PROS. FEE	PROBATION SERVICES FUND	DISPUTE RESOLU. FUND	ARBI-TRATION FEE	REJECT. OF AWARD	DRUG TEST. & ELECT. MONIT. FEE	SUBSTAN. ABUSE SER. FEE	WORKING CASH FUND	CTY. FUND FINANCE ED. PROG.	OTHER FEES	TOTAL FEES OF OTHERS DISTRIBUTED
6TH.....	CHAMPAIGN	$75,549	$53,792	$143,087	$0	$40,842	$0	$74,423	$43,572	$0	$108,691	$0	$0	$0	$0	$0	$0	$15,150	$362	$555,468
	DEWITT	$4,117	12,773	11,923	1,238	1,692	0	7,406	19,394	75	16,541	0	0	0	0	0	0	0	0	$75,159
	DOUGLAS	$4,480	4,757	9,175	0	3,500	0	22,042	3,001	0	11,250	0	0	0	0	0	0	0	67,095	$125,300
	MACON	$82,003	0	126,727	0	24,058	2,410	74,619	51,780	0	67,292	0	0	0	0	0	0	0	0	$428,889
	MOULTRIE	$4,871	6,231	6,243	227	2,496	50	13,973	4,648	0	8,920	0	0	0	1,623	0	0	0	0	$49,282
	PIATT	$4,497	11,248	685	0	3,044	0	9,775	2,100	0	16,273	0	0	0	0	0	0	0	0	$47,622
6TH.....	CIRCUIT TOT	$175,517	$88,801	$297,840	$1,465	$75,632	$2,460	$202,238	$124,495	$75	$228,967	$0	$0	$0	$1,623	$0	$0	$15,150	$67,457	$1,281,720
7TH.....	GREENE	$3,876	$1,495	$0	$0	$2,430	$0	$5,683	$2,489	$0	$2,635	$0	$0	$0	$0	$0	$0	$0	$1,875	$20,483
	JERSEY	$12,261	3,818	0	0	5,623	570	30,600	1,340	0	2,778	0	0	0	0	0	0	0	0	$56,990
	MACOUPIN	$14,969	18,366	36,593	0	10,583	0	21,766	14,350	0	0	0	0	0	0	0	0	0	1,200	$117,827
	MORGAN	$21,185	8,650	27,378	4,533	10,607	540	27,582	11,611	0	19,477	0	0	0	801	0	0	0	1,553	$133,917
	SANGAMON	$151,856	22,426	176,599	0	33,202	0	304,610	21,838	0	114,306	0	0	0	0	0	0	0	0	$824,837
	SCOTT	$2,036	972	0	0	1,304	0	2,384	12,540	0	0	0	0	0	0	0	0	0	17,142	$36,378
7TH.....	CIRCUIT TOT	$206,183	$55,727	$240,570	$4,533	$63,749	$1,110	$392,625	$64,168	$0	$139,196	$0	$0	$0	$801	$0	$0	$0	$21,770	$1,190,432
8TH.....	ADAMS	$38,528	$21,738	$48,012	$2,454	$20,265	$930	$32,532	$6,959	$0	$35,707	$0	$0	$0	$7,055	$0	$0	$0	$0	$214,180
	BROWN	$5,510	2,048	4,671	0	820	0	5,719	0	0	1,831	0	0	0	0	0	0	0	0	$20,599
	CALHOUN	$2,890	2,023	2,320	0	818	0	2,885	0	0	2,010	0	0	0	0	0	0	0	0	$12,946
	CASS	$9,733	4,798	9,345	0	3,006	0	7,365	0	0	2,430	0	0	0	0	0	0	0	0	$36,677
	MASON	$14,708	9,695	0	345	2,170	0	12,430	3,750	0	7,717	0	0	0	0	0	0	0	0	$50,815
	MENARD	$6,253	2,689	6,185	0	1,695	0	8,956	2,175	0	5,011	0	0	0	0	0	0	0	0	$32,964
	PIKE	$11,797	3,120	4,639	0	2,736	0	13,362	7,162	0	18,936	0	0	0	0	0	0	0	0	$61,752
	SCHUYLER	$5,300	2,274	0	0	1,334	0	5,845	0	10	2,495	0	0	0	0	0	0	0	48	$17,306
8TH.....	CIRCUIT TOT	$94,719	$48,385	$75,172	$2,799	$32,844	$930	$89,094	$20,046	$10	$76,137	$0	$0	$0	$7,055	$0	$0	$0	$48	$447,239
9TH.....	FULTON	$14,699	$8,927	$25,322	$0	$10,828	$0	$16,100	$612	$0	$16,432	$0	$0	$0	$655	$0	$0	$0	$0	$93,575
	HANCOCK	$9,410	3,245	8,195	2,718	0	0	7,300	1,220	0	7,597	0	0	0	0	0	0	0	0	$39,685
	HENDERSON	$5,350	308	3,046	0	1,514	0	173	7,824	0	2,897	0	0	0	0	0	0	0	0	$21,112
	KNOX	$30,126	12,001	47,655	0	16,678	0	33,908	3,563	1,896	14,948	0	0	0	3,834	0	0	0	635	$165,244
	MCDONOUGH	$20,939	11,245	29,040	0	7,500	0	16,864	3,606	0	9,894	0	0	0	0	0	200	0	1,155	$100,443
	WARREN	$13,724	13,898	22,816	0	5,929	0	15,329	4,580	232	2,460	0	0	0	0	0	0	0	0	$78,968
9TH.....	CIRCUIT TOT	$94,248	$49,624	$136,074	$2,718	$42,449	$0	$89,674	$21,405	$2,128	$54,228	$0	$0	$0	$4,489	$0	$200	$0	$1,790	$499,027
10TH.....	MARSHALL	$5,171	$2,001	$5,762	$0	$2,627	$270	$10,922	$1,586	$50	$750	$0	$0	$0	$0	$0	$0	$0	$0	$29,139
	PEORIA	$69,566	64,038	263,775	1,665	69,965	0	175,457	20,014	0	29,525	0	0	0	0	0	0	0	714	$694,719
	PUTNAM	$2,850	0	0	0	423	30	3,830	180	0	2,174	0	0	0	0	0	0	0	0	$9,487
	STARK	$2,727	760	3,845	0	0	0	2,978	775	50	1,763	0	0	0	0	0	0	0	0	$12,898
	TAZEWELL	$17,595	37,827	177,031	3,275	31,183	2,350	87,137	25,498	980	28,482	0	0	0	0	0	0	0	221	$411,579
10TH.....	CIRCUIT TOT	$97,909	$104,626	$450,413	$4,940	$104,198	$2,650	$280,324	$48,053	$1,080	$62,694	$0	$0	$0	$0	$0	$0	$0	$935	$1,157,822
11TH.....	FORD	$7,768	$1,218	$15,026	$0	$2,640	$0	$15,951	$720	$0	$21,567	$0	$0	$0	$0	$0	$0	$0	$0	$64,890
	LIVINGSTON	$19,687	10,572	16,894	0	8,749	0	26,118	3,335	0	9,559	0	0	0	0	0	0	0	4,884	$99,798
	LOGAN	$25,886	16,758	34,015	0	8,328	750	28,287	593	0	0	0	0	0	0	0	0	0	1,008	$115,625
	MCLEAN	$79,683	69,064	169,883	976	39,768	1,560	189,088	61,633	0	111,441	0	0	0	856	0	900	0	1,007	$725,859
	WOODFORD	$18,521	12,516	19,955	0	2,988	0	20,848	3,800	90	18,232	0	0	0	0	0	0	0	35,101	$132,051
11TH.....	CIRCUIT TOT	$151,545	$110,128	$255,773	$976	$62,473	$2,310	$280,292	$70,081	$90	$160,799	$0	$0	$0	$856	$0	$900	$0	$42,000	$1,138,223

CIRCUIT CLERK
REVENUE DISTRIBUTION BY COUNTY
DECEMBER 1, 1992 - NOVEMBER 30, 1992

		FEES OF OTHERS																		
CIRCUIT	COUNTY	STATE'S ATTORNEY	SHERIFF SERV. OF PROCESS	SHERIFF COURT SERVICES	SHERIFF DRUG FINES	COUNTY LAW LIBRARY	MARRIAGE FUND OF CIR. CRT.	COUNTY FND. TO FIN. CRT. SYSTM	COURT APPOINTED COUNSEL	MUNICIPAL ATTORNEY PROS. FEE	PROBATION SERVICES FUND	DISPUTE RESOLU. FUND	ARBI-TRATION FEE	REJECT. OF AWARD	DRUG TEST. & ELECT. MONIT. FEE	SUBSTAN. ABUSE SER. FEE	WORKING CASH FUND	CTY. FUND FINANCE ED. PROG.	OTHER FEES	TOTAL FEES OF OTHERS DISTRIBUTED
12TH.....	WILL	$229,831	$42,099	$334,150	$10,207	$143,079	$21,519	$369,969	$73,991	$38,516	$69,257	$0	$0	$0	$0	$0	$0	$0	$0	$1,332,618
12TH.....	CIRCUIT TOT	$229,831	$42,099	$334,150	$10,207	$143,079	$21,519	$369,969	$73,991	$38,516	$69,257	$0	$0	$0	$0	$0	$0	$0	$0	$1,332,618
13TH.....	BUREAU	$1,315	$0	$0	$20,214	$9,397	$640	$25,361	$8,021	$0	$11,330	$0	$0	$0	$0	$0	$0	$0	$0	$76,278
	GRUNDY	$0	0	0	5,610	7,986	920	38,305	0	0	17,758	0	0	0	0	0	0	0	0	$70,579
	LASALLE	$79,375	2,824	69,450	0	24,816	0	69,737	0	10,522	35,649	0	0	0	22,934	0	0	0	0	$315,307
13TH.....	CIRCUIT TOT	$80,690	$2,824	$69,450	$25,824	$42,199	$1,560	$133,403	$8,021	$10,522	$64,737	$0	$0	$0	$22,934	$0	$0	$0	$0	$462,164
14TH.....	HENRY	$13,805	$12,267	$48,106	$752	$10,258	$300	$63,863	$9,276	$170	$31,247	$0	$0	$0	$0	$0	$0	$0	$0	$190,044
	MERCER	$4,596	2,123	19,827	0	3,670	180	14,784	16,750	0	11,143	0	0	0	0	0	0	0	0	$73,073
	ROCK ISLAND	$37,118	8,221	222,923	1,189	48,356	0	266,120	43,330	8,066	57,021	0	0	0	0	0	0	0	87,343	$779,687
	WHITESIDE	$36,859	11,540	44,886	677	19,432	0	62,333	11,894	0	78,904	0	0	0	0	0	0	0	0	$266,525
14TH.....	CIRCUIT TOT	$92,378	$34,151	$335,742	$2,618	$81,716	$480	$407,100	$81,250	$8,236	$178,315	$0	$0	$0	$0	$0	$0	$0	$87,343	$1,309,329
15TH.....	CARROLL	$9,853	$13,276	$6,827	$110	$3,449	$580	$865	$1,765	$10	$10,388	$0	$0	$0	$0	$0	$0	$0	$6,793	$53,916
	JO DAVIESS	$3,722	4,663	16,649	0	4,848	1,370	28,714	4,891	0	12,433	0	0	0	0	0	0	0	0	$77,290
	LEE	$10,368	12,303	25,838	379	11,091	1,580	49,211	15,832	0	28,151	0	0	0	0	0	0	0	0	$154,753
	OGLE	$13,037	38,851	25,228	10,230	9,492	1,420	26,410	35,072	4,282	13,365	0	0	0	0	0	0	0	0	$177,387
	STEPHENSON	$38,266	18,604	36,864	19	10,726	1,640	38,436	0	196	21,800	0	0	0	0	0	0	0	14,657	$181,208
15TH.....	CIRCUIT TOT	$75,246	$87,697	$111,406	$10,738	$39,606	$6,590	$143,636	$57,560	$4,488	$86,137	$0	$0	$0	$0	$0	$0	$0	$21,450	$644,554
16TH.....	DEKALB	$62,593	$0	$91,978	$0	$13,980	$2,840	$4,925	$0	$6,865	$0	$0	$0	$0	$0	$0	$0	$0	$2,834	$186,015
	KANE	$205,515	3,876	726,555	38	159,420	16,890	158,865	0	142,461	105,196	0	0	0	0	0	0	810	45,350	$1,564,976
	KENDALL	$24,075	1,198	28,615	977	5,248	1,060	11,402	0	0	21,880	0	0	0	0	0	0	0	0	$94,455
16TH.....	CIRCUIT TOT	$292,183	$5,074	$847,148	$1,015	$178,648	$20,790	$175,192	$0	$149,326	$127,076	$0	$0	$0	$0	$0	$0	$810	$48,184	$1,845,446
17TH.....	BOONE	$18,613	$4,451	$30,328	$0	$5,910	$990	$55,080	$3,229	$0	$28,611	$0	$0	$0	$0	$0	$0	$0	$41,910	$189,122
	WINNEBAGO	$73,952	26,701	256,736	306	119,350	5,530	366,891	4,356	0	80,780	0	73,346	7,800	1,439	0	0	0	76,739	$1,093,926
17TH.....	CIRCUIT TOT	$92,565	$31,152	$287,064	$306	$125,260	$6,520	$421,971	$7,585	$0	$109,391	$0	$73,346	$7,800	$1,439	$0	$0	$0	$118,649	$1,283,048
18TH.....	DUPAGE	$294,898	$28,487	$1,035,390	$0	$315,550	$11,570	$1,505,560	$20,779	$48,989	$541,378	$0	$42,503	$164,000	$0	$0	$0	$4,825	$0	$4,013,929
18TH.....	CIRCUIT TOT	$294,898	$28,487	$1,035,390	$0	$315,550	$11,570	$1,505,560	$20,779	$48,989	$541,378	$0	$42,503	$164,000	$0	$0	$0	$4,825	$0	$4,013,929
19TH.....	LAKE	$62,032	$68,106	$763,203	$6,566	$173,061	$0	$606,216	$85,391	$50,831	$362,204	$0	$131,231	$27,200	$1,877	$0	$0	$0	$0	$2,337,918
	MCHENRY	$34,262	23,599	230,758	0	48,021	0	243,116	20,907	39,433	101,627	0	49,053	6,000	2,498	0	0	0	0	$799,274
19TH.....	CIRCUIT TOT	$96,294	$91,705	$993,961	$6,566	$221,082	$0	$849,332	$106,298	$90,264	$463,831	$0	$180,284	$33,200	$4,375	$0	$0	$0	$0	$3,137,192
20TH.....	MONROE	$9,695	$51	$0	$0	$1,480	$304	$14,058	$1,532	$0	$5,188	$0	$0	$0	$0	$0	$0	$0	$0	$32,308
	PERRY	$9,824	2,270	16,424	9,685	3,480	140	11,200	8,140	0	3,191	0	0	0	0	0	0	0	0	$64,354
	RANDOLPH	$16,226	7,484	25,125	900	3,152	570	15,492	389	0	6,058	0	0	0	44	0	0	0	0	$75,440
	ST. CLAIR	$35,710	25,645	390,210	6,380	86,652	6,740	0	0	385	48,463	0	48,432	0	0	0	0	0	0	$648,617
	WASHINGTON	$8,945	1,383	0	0	1,246	0	16,620	0	0	2,395	0	0	0	0	0	0	0	0	$30,589
20TH.....	CIRCUIT TOT	$80,400	$36,833	$431,759	$16,965	$96,010	$7,754	$57,370	$10,061	$385	$65,295	$0	$48,432	$0	$44	$0	$0	$0	$0	$851,308
21ST.....	IROQUOIS	$2,580	$4,471	$15,048	$0	$4,492	$0	$26,036	$3,602	$0	$16,344	$0	$0	$0	$1,325	$0	$0	$0	$0	$73,898
	KANKAKEE	$36,502	29,504	99,238	0	24,312	4,277	63,429	26,596	0	23,696	0	0	0	0	0	0	0	179,945	$487,499
21ST.....	CIRCUIT TOT	$39,082	$33,975	$114,286	$0	$28,804	$4,277	$89,465	$30,198	$0	$40,040	$0	$0	$0	$1,325	$0	$0	$0	$179,945	$561,397
	COOK COUNTY	$0	$433,172	$125	$0	$2,856,202	$0	$0	$0	$0	$0	$222,508	$2,160,648	$914,290	$0	$0	$0	$0	$3,296	$6,590,241
	DOWNSTATE TOTAL	$2,973,705	$1,060,815	$6,881,123	$128,189	$1,845,203	$103,409	$6,457,527	$849,621	$357,069	$3,146,861	$0	$344,565	$205,000	$69,264	$635	$1,300	$69,403	$1,899,725	$26,393,414
	STATE TOTAL	$2,973,705	$1,493,987	$6,881,248	$128,189	$4,701,405	$103,409	$6,457,527	$849,621	$357,069	$3,146,861	$222,508	$2,505,213	$1,119,290	$69,264	$635	$1,300	$69,403	$1,903,021	$32,983,655

CIRCUIT CLERK
REVENUE DISTRIBUTION BY COUNTY
DECEMBER 1, 1992 - NOVEMBER 30, 1993

		MISCELLANEOUS DISBURSMENTS										
CIRCUIT	COUNTY	RESTITUTION	WORK RELEASE COMPENSATION	ABANDONED UNCLAIMED BAIL	ABANDONED UNCLAIMED PROPERTY	DEPOSITS FROM JUD. SALES	REIM. TO LOCAL ANTI-CRIME PROGRAM	OTHER	TOTAL MISCELLANEOUS DISBURSMENTS	GRAND TOTAL ALL FUNDS DISTRIBUTED	COUNTY	CIRCUIT
1ST.....	ALEXANDER	$8,557	$0	$0	$0	$0	$0	$0	$8,557	$538,622	ALEXANDER	.....1ST
	JACKSON	75,991	1,608	0	0	131,524	0	3,337	$212,460	$4,613,495	JACKSON	
	JOHNSON	19,372	0	0	0	0	0	0	$19,372	$756,500	JOHNSON	
	MASSAC	26,623	168	0	0	0	0	161,963	$188,754	$1,415,657	MASSAC	
	POPE	7,515	0	0	0	0	0	0	$7,515	$330,304	POPE	
	PULASKI	4,880	0	0	0	0	0	0	$4,880	$828,240	PULASKI	
	SALINE	0	0	0	0	0	0	0	$0	$1,818,727	SALINE	
	UNION	19,703	0	0	0	0	0	360,116	$379,819	$1,456,190	UNION	
	WILLIAMSON	39,231	0	0	0	0	0	0	$39,231	$3,413,868	WILLIAMSON	
1ST.....	CIRCUIT TOTAL	$193,315	$1,776	$0	$0	$131,524	$0	$525,416	$852,031	$15,171,603	CIRCUIT TOTAL	.....1ST
2ND.....	CRAWFORD	$37,114	$3,882	$0	$0	$0	$19,098	$11,218	$71,312	$1,419,852	CRAWFORD	.....2ND
	EDWARDS	11,512	0	0	0	0	0	3,604	$15,116	$518,802	EDWARDS	
	FRANKLIN	60,108	0	0	0	0	0	0	$60,108	$3,295,249	FRANKLIN	
	GALLATIN	3,580	0	0	0	0	0	840	$4,420	$337,873	GALLATIN	
	HAMILTON	6,935	0	0	0	0	2,496	1,500	$10,931	$434,096	HAMILTON	
	HARDIN	5,152	0	0	0	0	2,350	0	$7,502	$300,571	HARDIN	
	JEFFERSON	34,070	0	0	0	0	0	7,045	$41,115	$2,908,293	JEFFERSON	
	LAWRENCE	5,250	0	0	0	0	2,950	12,803	$21,003	$859,201	LAWRENCE	
	RICHLAND	0	0	0	0	0	0	0	$0	$933,180	RICHLAND	
	WABASH	26,517	0	0	0	0	450	0	$26,967	$1,148,808	WABASH	
	WAYNE	17,259	1,272	0	0	0	4,432	0	$22,963	$1,323,490	WAYNE	
	WHITE	20,294	0	0	0	0	0	1,898	$22,192	$1,116,705	WHITE	
2ND	CIRCUIT TOTAL	$227,791	$5,154	$0	$0	$0	$31,776	$38,908	$303,629	$14,596,120	CIRCUIT TOTAL	.....2ND
3RD.....	BOND	$9,317	$0	$0	$0	$0	$0	$0	$9,317	$951,431	BOND	.....3RD
	MADISON	134,504	0	0	0	0	0	0	$134,504	$14,983,670	MADISON	
3RD.....	CIRCUIT TOTAL	$143,821	$0	$0	$0	$0	$0	$0	$143,821	$15,935,101	CIRCUIT TOTAL	.....3RD
4TH.....	CHRISTIAN	$38,260	$0	$0	$0	$0	$0	$0	$38,260	$2,915,168	CHRISTIAN	.....4TH
	CLAY	36,445	0	0	0	0	0	9,591	$46,036	$1,009,195	CLAY	
	CLINTON	64,944	3,000	0	0	0	0	0	$67,944	$1,657,316	CLINTON	
	EFFINGHAM	61,895	0	0	0	0	11,327	13,254	$86,476	$2,892,707	EFFINGHAM	
	FAYETTE	375,562	0	0	0	0	0	0	$375,562	$2,082,458	FAYETTE	
	JASPER	19,475	1,782	0	0	0	4,800	14,900	$40,957	$683,090	JASPER	
	MARION	62,920	1,428	0	2,325	0	103	0	$66,776	$3,858,895	MARION	
	MONTGOMERY	49,983	3,638	0	0	0	2,690	3,138	$59,449	$2,468,532	MONTGOMERY	
	SHELBY	27,044	7,073	0	0	0	0	11,690	$45,807	$1,537,318	SHELBY	
4TH.....	CIRCUIT TOTAL	$736,528	$16,921	$0	$2,325	$0	$18,920	$52,573	$827,267	$19,104,679	CIRCUIT TOTAL	.....4TH
5TH.....	CLARK	$18,169	$588	$0	$0	$0	$0	$79,105	$97,862	$1,508,204	CLARK	.....5TH
	COLES	0	4,957	0	0	0	0	112,983	$117,940	$4,252,275	COLES	
	CUMBERLAND	10,963	0	836	0	0	0	0	$11,799	$836,561	CUMBERLAND	
	EDGAR	40,770	468	0	0	0	0	21,105	$62,343	$1,456,913	EDGAR	
	VERMILION	92,317	0	0	696	0	0	118,622	$211,635	$7,943,952	VERMILION	
5TH.....	CIRCUIT TOTAL	$162,219	$6,013	$836	$696	$0	$0	$331,815	$501,579	$15,997,905	CIRCUIT TOTAL	.....5TH

CIRCUIT CLERK
REVENUE DISTRIBUTION BY COUNTY
DECEMBER 1, 1992 - NOVEMBER 30, 1993

		MISCELLANEOUS DISBURSMENTS										
CIRCUIT	COUNTY	RESTITUTION	WORK RELEASE COMPENSATION	ABANDONED UNCLAIMED BAIL	ABANDONED UNCLAIMED PROPERTY	DEPOSITS FROM JUD. SALES	REIM. TO LOCAL ANTI-CRIME PROGRAM	OTHER	TOTAL MISCELLANEOUS DISBURSMENTS	GRAND TOTAL ALL FUNDS DISTRIBUTED	COUNTY	CIRCUIT
6TH.....	CHAMPAIGN	$202,758	$0	$68,052	$5,282	$0	$0	$3,649,440	$3,925,532	$12,411,085	CHAMPAIGN	.....6TH
	DEWITT	20,803	900	0	0	60,600	0	205	$82,508	$1,725,598	DEWITT	
	DOUGLAS	11,720	2,889	11,885	0	0	0	0	$26,494	$1,694,913	DOUGLAS	
	MACON	137,434	175	0	0	0	0	84,353	$221,962	$13,878,827	MACON	
	MOULTRIE	14,767	0	0	0	0	0	3,652	$18,419	$1,293,165	MOULTRIE	
	PIATT	15,263	5,334	0	0	0	0	59,129	$79,726	$1,559,100	PIATT	
6TH.....	CIRCUIT TOTAL	$402,745	$9,298	$79,937	$5,282	$60,600	$0	$3,796,779	$4,354,641	$32,562,688	CIRCUIT TOTAL	.....6TH
7TH.....	GREENE	$3,632	$0	$0	$0	$0	$0	$0	$3,632	$616,359	GREENE	.....7TH
	JERSEY	80,966	1,517	0	0	0	0	8,036	$90,519	$1,363,326	JERSEY	
	MACOUPIN	63,553	0	0	0	0	0	122,843	$186,396	$2,872,245	MACOUPIN	
	MORGAN	57,376	7,149	0	0	0	0	69,305	$133,830	$2,813,262	MORGAN	
	SANGAMON	275,683	0	0	0	0	5,781	55,820	$337,284	$16,068,572	SANGAMON	
	SCOTT	4,090	0	0	0	0	0	0	$4,090	$349,650	SCOTT	
7TH.....	CIRCUIT TOTAL	$485,300	$8,666	$0	$0	$0	$5,781	$256,004	$755,751	$24,083,414	CIRCUIT TOTAL	.....7TH
8TH.....	ADAMS	$275,150	$38,070	$0	$0	$27,900	$0	$123,770	$464,890	$5,344,206	ADAMS	.....8TH
	BROWN	11,041	0	0	0	0	0	12,101	$23,142	$529,751	BROWN	
	CALHOUN	13,189	0	0	0	0	0	21,482	$34,671	$212,392	CALHOUN	
	CASS	37,357	0	433	0	0	0	6,477	$44,267	$1,038,005	CASS	
	MASON	32,772	1,222	0	0	0	0	3,696	$37,690	$1,138,836	MASON	
	MENARD	18,297	0	0	0	0	295	7,497	$26,089	$741,208	MENARD	
	PIKE	2,419	4,667	0	0	0	55	0	$7,141	$1,147,324	PIKE	
	SCHUYLER	12,346	0	0	0	0	0	19,675	$32,021	$640,665	SCHUYLER	
8TH.....	CIRCUIT TOTAL	$402,571	$43,959	$433	$0	$27,900	$350	$194,698	$669,911	$10,792,387	CIRCUIT TOTAL	.....8TH
9TH.....	FULTON	$70,601	$3,166	$0	$0	$0	$650	$269,923	$344,340	$3,460,412	FULTON	.....9TH
	HANCOCK	29,722	0	0	0	0	0	0	$29,722	$1,335,622	HANCOCK	
	HENDERSON	10,647	2,230	0	0	0	0	0	$12,877	$547,466	HENDERSON	
	KNOX	62,820	0	0	525	0	0	177,910	$241,255	$6,071,072	KNOX	
	MCDONOUGH	53,415	0	3,471	0	0	550	63,589	$121,025	$2,195,201	MCDONOUGH	
	WARREN	51,274	0	0	0	0	2,510	2,020	$55,804	$1,860,070	WARREN	
9TH.....	CIRCUIT TOTAL	$278,479	$5,396	$3,471	$525	$0	$3,710	$513,442	$805,023	$15,469,843	CIRCUIT TOTAL	.....9TH
10TH.....	MARSHALL	$15,000	$1,784	$0	$0	$0	$0	$0	$16,784	$927,715	MARSHALL	...10TH
	PEORIA	143,398	344	112	2,675	0	370	0	$146,899	$16,266,775	PEORIA	
	PUTNAM	4,563	850	0	0	0	0	0	$5,413	$382,610	PUTNAM	
	STARK	22,004	0	0	0	0	0	24,057	$46,061	$459,079	STARK	
	TAZEWELL	28,673	0	0	0	0	0	0	$28,673	$11,799,728	TAZEWELL	
10TH.....	CIRCUIT TOTAL	$213,638	$2,978	$112	$2,675	$0	$370	$24,057	$243,830	$29,835,907	CIRCUIT TOTAL	...10TH
11TH.....	FORD	$15,350	$0	$132	$0	$0	$0	$0	$15,482	$809,787	FORD	...11TH
	LIVINGSTON	6,467	9,880	0	90	0	0	0	$16,437	$3,222,185	LIVINGSTON	
	LOGAN	0	0	0	0	0	0	26,142	$26,142	$2,741,991	LOGAN	
	MCLEAN	30,664	4,586	0	924	111,697	7,218	607,900	$762,989	$9,665,126	MCLEAN	
	WOODFORD	9,080	0	0	0	0	0	0	$9,080	$2,166,440	WOODFORD	
11TH.....	CIRCUIT TOTAL	$61,561	$14,466	$132	$1,014	$111,697	$7,218	$634,042	$830,130	$18,605,529	CIRCUIT TOTAL	...11TH

CIRCUIT CLERK
REVENUE DISTRIBUTION BY COUNTY
DECEMBER 1, 1992 - NOVEMBER 30, 1993

		MISCELLANEOUS DISBURSMENTS										
CIRCUIT	COUNTY	RESTITUTION	WORK RELEASE COMPENSATION	ABANDONED UNCLAIMED BAIL	ABANDONED UNCLAIMED PROPERTY	DEPOSITS FROM JUD. SALES	REIM. TO LOCAL ANTI-CRIME PROGRAM	OTHER	TOTAL MISCELLANEOUS DISBURSMENTS	GRAND TOTAL ALL FUNDS DISTRIBUTED	COUNTY	CIRCUIT
12TH.....	WILL	$240,630	$0	$0	$2,286	$0	$0	$1,850,296	$2,093,212	$28,443,981	WILL	.....12TH
12TH.....	CIRCUIT TOTAL	$240,630	$0	$0	$2,286	$0	$0	$1,850,296	$2,093,212	$28,443,981	CIRCUIT TOTAL	.....12TH
13TH.....	BUREAU	$21,827	$0	$0	$0	$0	$0	$111,888	$133,715	$3,016,918	BUREAU	.....13TH
	GRUNDY	10,867	1,025	1,235	0	0	0	0	$13,127	$3,228,422	GRUNDY	
	LASALLE	74,073	11,866	3,554	0	0	0	0	$89,493	$8,290,116	LASALLE	
13TH.....	CIRCUIT TOTAL	$106,767	$12,891	$4,789	$0	$0	$0	$111,888	$236,335	$14,535,456	CIRCUIT TOTAL	.....13TH
14TH.....	HENRY	$174	$10,106	$0	$0	$0	$0	$1,650	$11,930	$4,515,229	HENRY	.....14TH
	MERCER	0	2,499	0	0	1,767	0	0	$4,266	$1,420,989	MERCER	
	ROCK ISLAND	175,172	0	0	0	0	4,199	0	$179,371	$17,816,335	ROCK ISLAND	
	WHITESIDE	7,766	28,644	0	0	0	4,100	0	$40,510	$5,985,735	WHITESIDE	
14TH.....	CIRCUIT TOTAL	$183,112	$41,249	$0	$0	$1,767	$8,299	$1,650	$236,077	$29,738,288	CIRCUIT TOTAL	.....14TH
15TH.....	CARROLL	$1,259	$27,783	$0	$0	$0	$100	$0	$29,142	$1,016,025	CARROLL	.....15TH
	JO DAVIESS	0	27,783	0	0	0	100	0	$27,883	$1,322,430	JO DAVIESS	
	LEE	5,537	20,804	0	0	0	$	$	$26,341	$3,012,868	LEE	
	OGLE	60,350	27,638	0	499	0	13,560	14,251	$116,298	$3,139,134	OGLE	
	STEPHENSON	11,872	26,405	0	0	0	1,311	27,663	$67,251	$4,217,368	STEPHENSON	
15TH.....	CIRCUIT TOTAL	$79,018	$130,413	$0	$499	$0	$15,071	$41,914	$266,915	$12,707,825	CIRCUIT TOTAL	.....15TH
16TH.....	DEKALB	$103,097	$1,062	$0	$0	$0	$0	$0	$104,159	$4,023,684	DEKALB	.....16TH
	KANE	270,165	0	0	0	0	0	259,486	$529,651	$26,041,330	KANE	
	KENDALL	53,794	0	334	0	0	0	14,470	$68,598	$2,570,794	KENDALL	
16TH.....	CIRCUIT TOTAL	$427,056	$1,062	$334	$0	$0	$0	$273,956	$702,408	$32,635,808	CIRCUIT TOTAL	.....16TH
17TH.....	BOONE	$37,828	$46,586	$0	$0	$0	$1,425	$20	$85,859	$2,477,083	BOONE	.....17TH
	WINNEBAGO	56,247	2,714	2,139	0	0	3,123	1,195,346	$1,259,569	$16,162,971	WINNEBAGO	
17TH.....	CIRCUIT TOTAL	$94,075	$49,300	$2,139	$0	$0	$4,548	$1,195,366	$1,345,428	$18,640,054	CIRCUIT TOTAL	.....17TH
18TH.....	DUPAGE	$0	$303,489	$296,641	$20,758	$0	$0	$0	$620,888	$55,785,891	DUPAGE	.....18TH
18TH.....	CIRCUIT TOTAL	$0	$303,489	$296,641	$20,758	$0	$0	$0	$620,888	$55,785,891	CIRCUIT TOTAL	.....18TH
19TH.....	LAKE	$769,715	$0	$0	$26,639	$10,926	$4,751	$45,031	$857,062	$28,546,764	LAKE	.....19TH
	MCHENRY	232,330	0	8,492	0	0	8,935	32,735	$282,492	$10,204,402	MCHENRY	
19TH.....	CIRCUIT TOTAL	$1,002,045	$0	$8,492	$26,639	$10,926	$13,686	$77,766	$1,139,554	$38,751,166	CIRCUIT TOTAL	.....19TH
20TH.....	MONROE	$36,408	$0	$0	$0	$0	$0	$0	$36,408	$1,344,540	MONROE	.....20TH
	PERRY	19,322	0	0	0	0	0	0	$19,322	$1,724,660	PERRY	
	RANDOLPH	32,447	25	0	0	0	0	0	$32,472	$2,642,361	RANDOLPH	
	ST. CLAIR	29,273	0	0	0	0	0	0	$29,273	$15,080,341	ST. CLAIR	
	WASHINGTON	10,026	972	0	0	0	0	0	$10,998	$870,358	WASHINGTON	
20TH.....	CIRCUIT TOTAL	$127,476	$997	$0	$0	$0	$0	$0	$128,473	$21,662,260	CIRCUIT TOTAL	.....20TH
21ST.....	IROQUOIS	$45,214	$0	$0	$0	$0	$0	$117,457	$162,671	$2,311,088	IROQUOIS	.....21ST
	KANKAKEE	0	0	0	0	0	5,353	0	$5,353	$7,007,203	KANKAKEE	
21ST.....	CIRCUIT TOTAL	$45,214	$0	$0	$0	$0	$5,353	$117,457	$168,024	$9,318,291	CIRCUIT TOTAL	.....21ST
	COOK COUNTY	$0	$0	$4,595,803	$0	$0	$0	$0	$4,595,803	$141,390,172	COOK COUNTY	
	DOWNSTATE TOTAL	$5,613,361	$654,028	$397,316	$62,699	$344,414	$115,082	$10,038,027	$17,224,927	$474,374,196	DOWNSTATE TOTAL	
	STATE TOTAL	$5,613,361	$654,028	$4,993,119	$62,699	$344,414	$115,082	$10,038,027	$21,820,730	$615,764,368	STATE TOTAL	

CASELOAD SUMMARY: COUNTY DEPARTMENT
CIRCUIT COURT OF COOK COUNTY
(CALENDAR YEAR 1993)

COUNTY DEPARTMENT DIVISION	PENDING AT START	CASES ADDED	DISPOSED	PENDING AT END	CHANGE IN PENDING NUMBER	CHANGE IN PENDING PERCENT	CASES DISPOSED AS % OF TOTAL FILED
LAW >$15,000 (1)	44,926	27,972	32,928	39,970	(4,956)	-11.03%	117.72%
CHANCERY	14,584	13,388	13,615	14,357	(227)	-1.56%	101.70%
DOMESTIC RELATIONS	17,419	19,190	18,834	17,775	356	2.04%	98.14%
COUNTY (2)	24,547	22,009	24,591	21,976	(2,571)	-10.47%	111.73%
RECIPROCAL NON-SUPPORT	23,485	23,928	11,712	36,655	13,170	56.08%	48.95%
PROBATE	25,172	11,134	10,619	25,687	515	2.05%	95.37%
JUVENILE	40,001	24,661	24,094	40,568	567	1.42%	97.70%
FELONY	16,370	34,036	33,161	17,245	875	5.35%	97.43%
COUNTY DEPARTMENT SUB-TOTALS	206,504	176,318	169,554	214,233	7,729	3.74%	96.16%

CASELOAD SUMMARY: MUNICIPAL DEPARTMENT
CIRCUIT COURT OF COOK COUNTY
(CALENDAR YEAR 1993)

MUNICIPAL DEPARTMENT DISTRICTS ONE THRU SIX	PENDING AT START	CASES ADDED	DISPOSED	PENDING AT END	CHANGE IN PENDING NUMBER	CHANGE IN PENDING PERCENT	CASES DISPOSED AS % OF TOTAL FILED
LAW =<$15,000 (1)	5,015	22,202	20,157	7,060	2,045	40.78%	90.79%
CIVIL =<$15,000 (1)	265,324	174,374	182,289	257,409	(7,915)	-2.98%	104.54%
SMALL CLAIMS	4,203	14,716	13,814	4,862	659	15.68%	93.87%
FELONY	3,715	8,249	7,714	4,250	535	14.40%	93.51%
PATERNITY	46,456	47,626	23,508	71,766	25,310	54.48%	49.36%
MISDEMEANORS, ORDINANCE, CONSERVATION VIOLATIONS	589,003	366,211	315,868	639,346	50,343	8.55%	86.25%
TRAFFIC CASES	-	1,578,398	1,742,852	-	-	-	110.42%
MUNICIPAL DEPARTMENT SUB-TOTALS	913,716	2,211,776	2,306,202	984,693	70,977	7.77%	104.27%
GRAND TOTALS - COUNTY & MUNICIPAL DEPARTMENTS	1,120,220	2,388,094	2,475,756	1,198,926	78,706	7.03%	103.67%

(1) Includes Jury and Non-Jury cases. (2) Includes Tax, Adoptions & Mental Health cases.

LAW CASE PENDING CASE REPORT
CIRCUIT COURT OF COOK COUNTY
(CALENDAR YEAR 1993)

AGE OF PENDING CASE REPORT
LAW DIVISION, COUNTY DEPARTMENT
(AS OF DECEMBER 31, 1993)

			1998 & EARLIER	DURING 1989	DURING 1990	DURING 1991	DURING 1992	DURING 1993	TOTALS
LAW CASES OVER $30,000	JURY CASES	NUMBER OF PENDING LAW CASES	951	1,835	4,662	7,251	7,468	8,280	30,447
		% OF TOTAL PENDING INVENTORY	0	0	0	0	0	0	1
	NON-JURY CASES	NUMBER OF PENDING LAW CASES	67	51	119	330	986	4,408	5,961
		% OF TOTAL PENDING INVENTORY	0	0	0	0	0	1	1

AVERAGE TIME INTERVAL: FILING TO VERDICT
LAW DIVISION, COUNTY DEPARTMENT
(AS OF DECEMBER 31, 1993)

LAW JURY CASES TERMINATED BY VERDICT				
CALENDAR	NUMBER OF VERDICTS REACHED DURING THE PERIOD	MONTHS ELAPSED BETWEEN DATE OF FILING AND DATE OF VERDICT		
		MAXIMUM	MINIMUM	AVERAGE
TOTAL	614	163	1	56.7

LAW JURY CASES DISPOSED OF BY ANY MEANS INCLUDING VERDICT				
CALENDAR	TOTAL NO. OF CASES DISPOSED OF DURING PERIOD	MONTHS ELAPSED BETWEEN THE DATE OF FILING AND THE DATE OF DISPOSITION		
		MAXIMUM	MINIMUM	AVERAGE
TOTAL	22,293	163	1	35.7

AVERAGE TIME INTERVAL: FILING TO VERDICT
MUNICIPAL DEPARTMENT
(AS OF DECEMBER 31, 1993)

	LAW JURY CASES TERMINATED BY VERDICT			
	NUMBER OF VERDICTS REACHED DURING THE PERIOD	MONTHS ELAPSED BETWEEN DATE OF FILING AND DATE OF VERDICT		
		MAXIMUM	MINIMUM	AVERAGE
DISTRICT 1	269	80	2	30.2
DISTRICT 2	20	55.8	3.1	19.6
DISTRICT 3	40	39.3	2.2	16.5
DISTRICT 4	32	41.7	6.1	20.5
DISTRICT 5	36	48.4	5.2	18.8
DISTRICT 6	34	41.1	4.8	19.1
TOTALS	431	80	2	25.9

	ALL LAW CASES DISPOSED OF BY ANY MEANS INCLUDING VERDICT			
	TOTAL NO. OF CASES DISPOSED OF DURING PERIOD	MONTHS ELAPSED BETWEEN THE DATE OF FILING AND THE DATE OF DISPOSITION		
		MAXIMUM	MINIMUM	AVERAGE
DISTRICT 1	179,381	212	1	8.1
DISTRICT 2	146	55.8	1	8.9
DISTRICT 3	516	68	1.1	14
DISTRICT 4	405	60.9	0.9	15.9
DISTRICT 5	174	78.8	2.5	18.1
DISTRICT 6	496	43.3	0.2	16.3
TOTALS	181,118	154	0.9	8.2

DISPOSITION OF FELONY DEFENDANTS *
COUNTY AND MUNICIPAL DEPARTMENTS
CIRCUIT COURT OF COOK COUNTY
(CALENDAR YEAR 1993)

	NOT CONVICTED						CONVICTED					
					ACQUITTED BY							
	NOLLE	S.O.L.	REDUCED TO MISDEMEANOR	OTHER DISCHARGE	BENCH TRIAL	JURY TRIAL	** GUILTY PLEA	** BENCH TRIAL	** JURY TRIAL	UNFIT TO BE SENTENCED	FOUND UNFIT TO BE TRIED	TOTAL DEFENDANTS DISPOSED OF
CRIMINAL DIVISION	1,845	4,606	660	366	2,408	106	22,095	3,431	396	3	0	35,916
DISTRICT 1	0	0	0	0	0	0	304	4	0	0	1	309
DISTRICT 2	85	57	62	84	24	0	1,034	26	1	0	1	1,374
DISTRICT 3	44	29	21	23	13	4	575	19	4	0	0	732
DISTRICT 4	77	23	89	8	56	5	1,914	49	13	0	8	2,242
DISTRICT 5	100	3	17	26	33	4	931	22	6	3	0	1,145
DISTRICT 6	142	18	31	80	97	13	1,764	104	15	0	7	2,271
TOTALS	2,293	4,736	880	587	2,631	132	28,617	3,655	435	6	17	43,989

* Not necessarily different defendants.
** Includes defendants found to be "guilty but mentally ill."

FELONY CONVICTIONS AND SENTENCES
CIRCUIT COURT OF COOK COUNTY
(CALENDAR YEAR 1993)

MANNER OF DISPOSITION	TOTALS
1. Plea of Guilty	28,617
2. Convicted by Court	3,655
3. Convicted by Jury	435
4. Charged/Not Convicted	11,259
5. Unfit for Trial/Sexually Dangerous	23
Totals:	43,989

SENTENCES IMPOSED *	TOTALS
1. Death	7
2. Imprisonment (Dept. of Corrections)	16,740
3. Imprisonment (Local Corrections Institution)	153
4. Probation or Conditional Discharge w/Other Discretionary Conditions	9,214
5. Probation or Conditional Discharge w/No Discretionary Conditions	6,587
6. Other	6
Totals:	32,707

* Includes all Plea of Guilty, Conviction by Court and Conviction by Jury.

GRAPHICAL PRESENTATION
OF
FIVE YEAR TRENDS
- -
ADULT AND JUVENILE PROBATION STATISTICS
- -
CIRCUIT COURTS OF ILLINOIS

STATEWIDE ACTIVE ADULT CASELOADS
(END OF THE YEAR TOTALS)

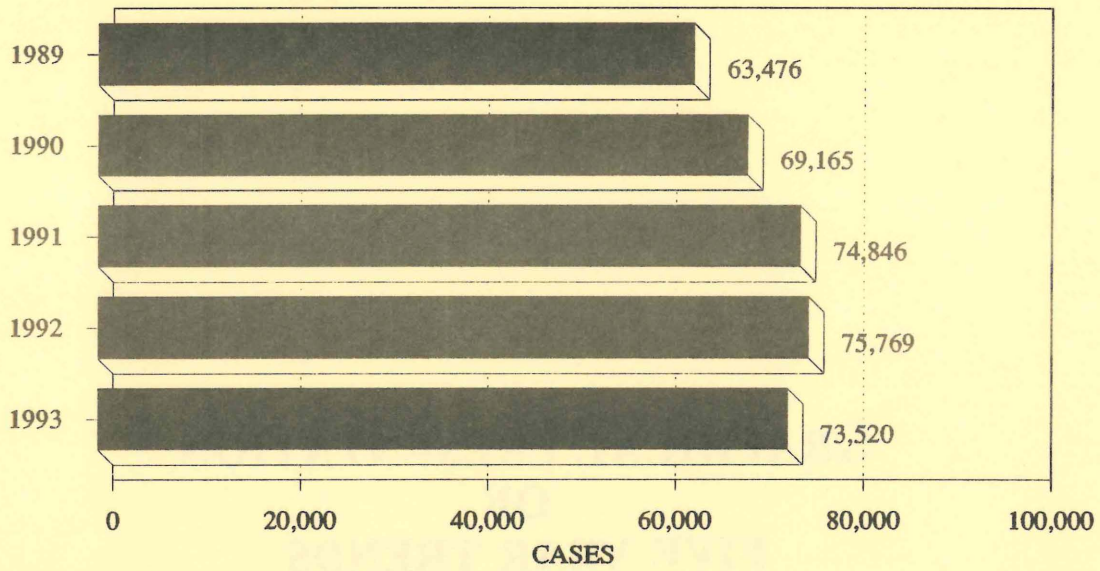

1993 Administrative Cases = 29,865
(NOTE: Does not include DUI or IPS)

STATEWIDE ACTIVE ADULT FELONY CASELOADS
(END OF THE YEAR TOTALS)

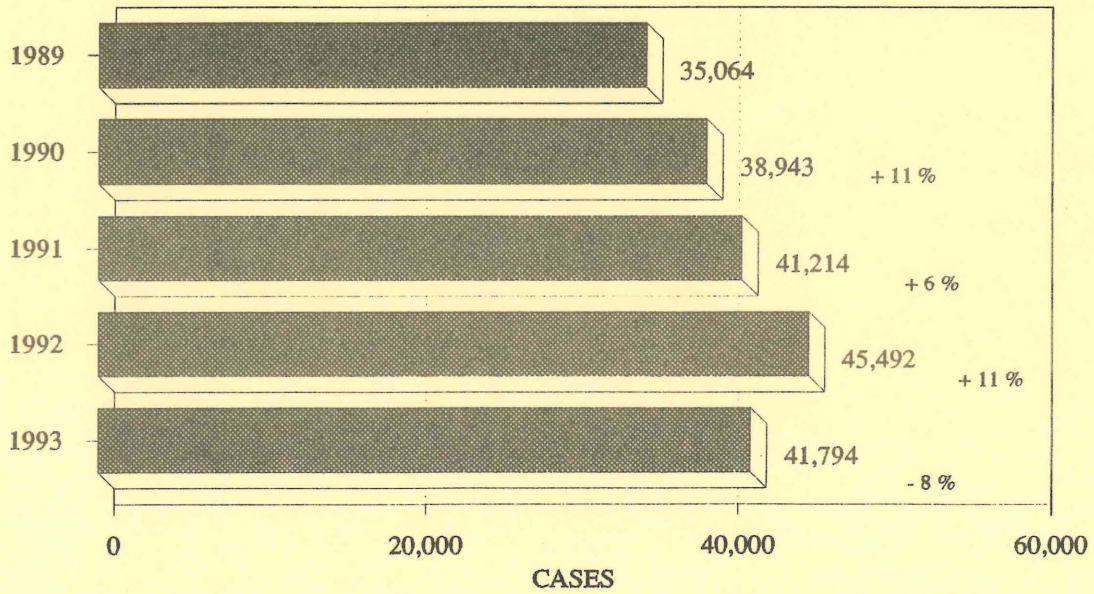

NOTE: Does not include IPS Cases

Restitution Collected
1989 - 1993

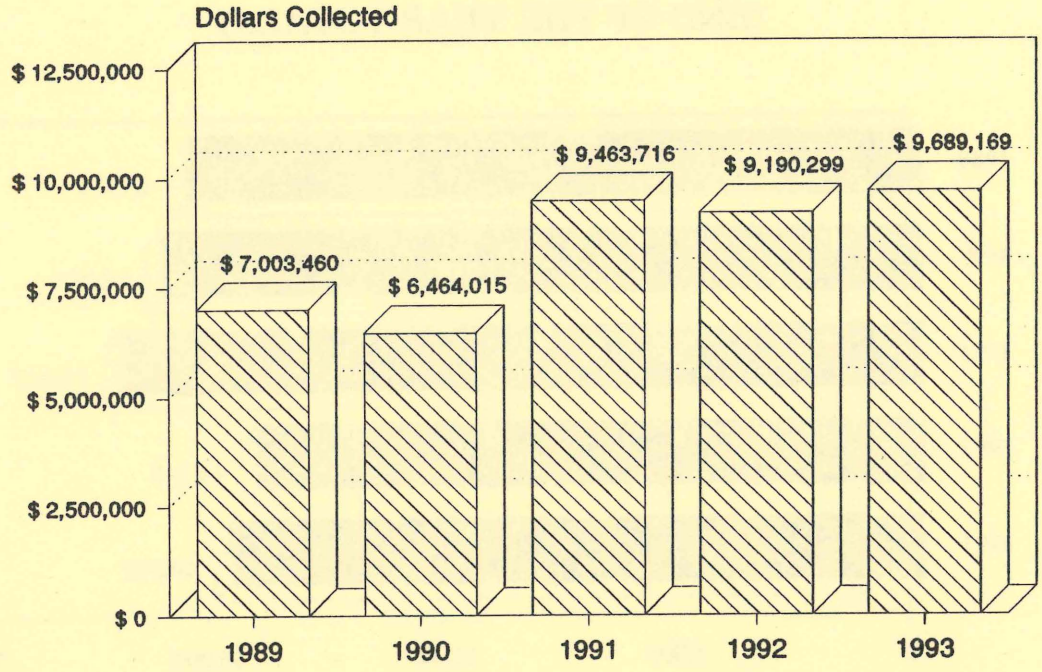

Source: AOIC Probation Div. 8/94

Public Service Employment
Hours Completed 1989 - 1993

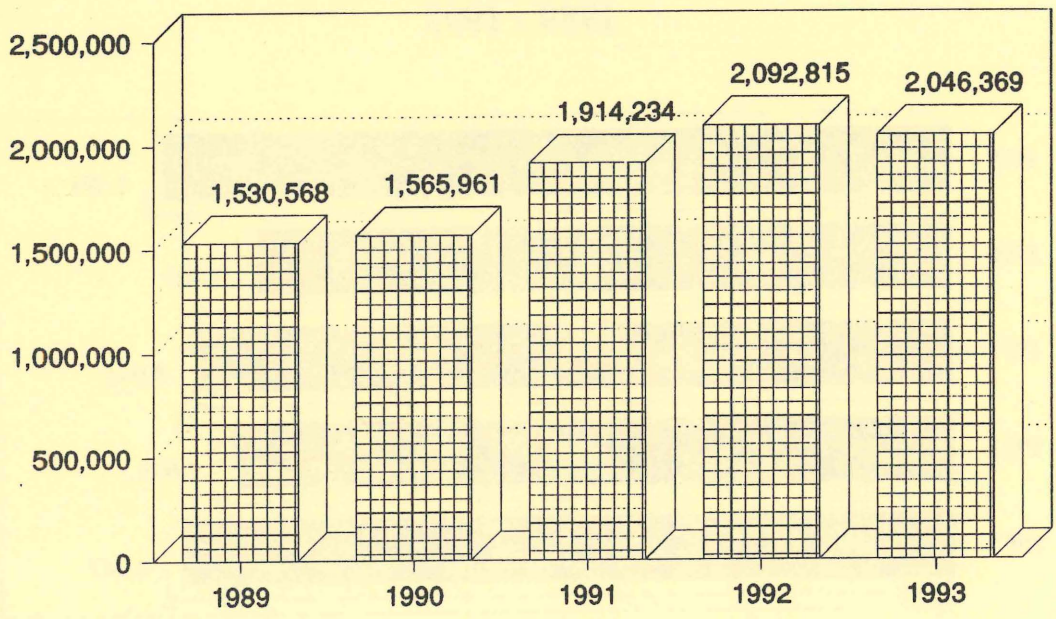

1993 hours at minimum wage of $4.25
would equal $ 8,697,068.

Source: AOIC Probation Div. 8/94

STATEWIDE ACTIVE JUVENILE CASELOADS
(END OF THE YEAR TOTALS)

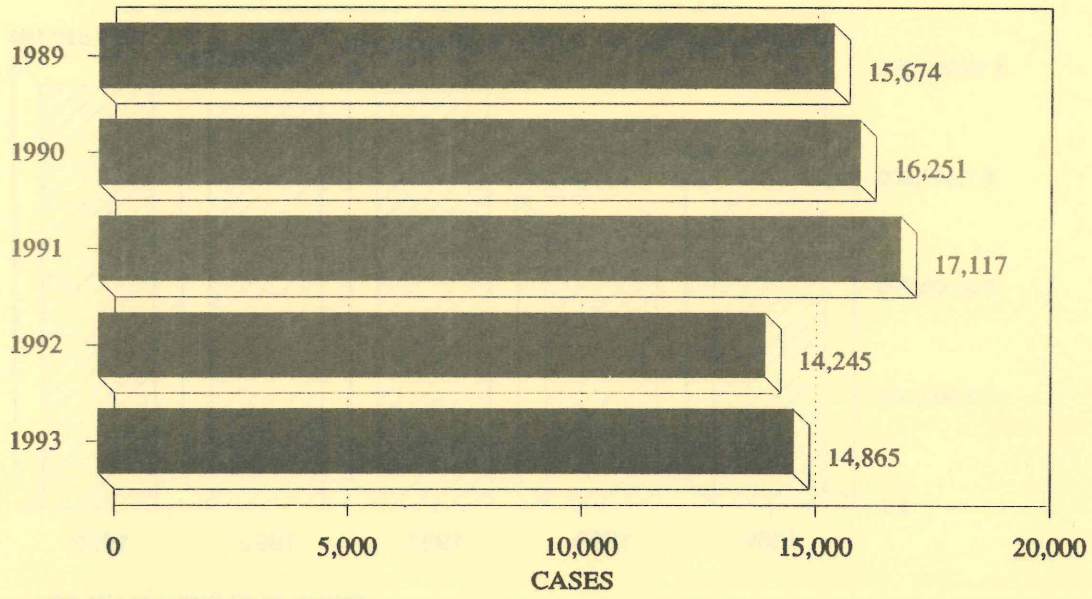

1993 Administrative Cases = 4,149

STATEWIDE ADJUDICATIONS FOR DELINQUENCY
1989 - 1993

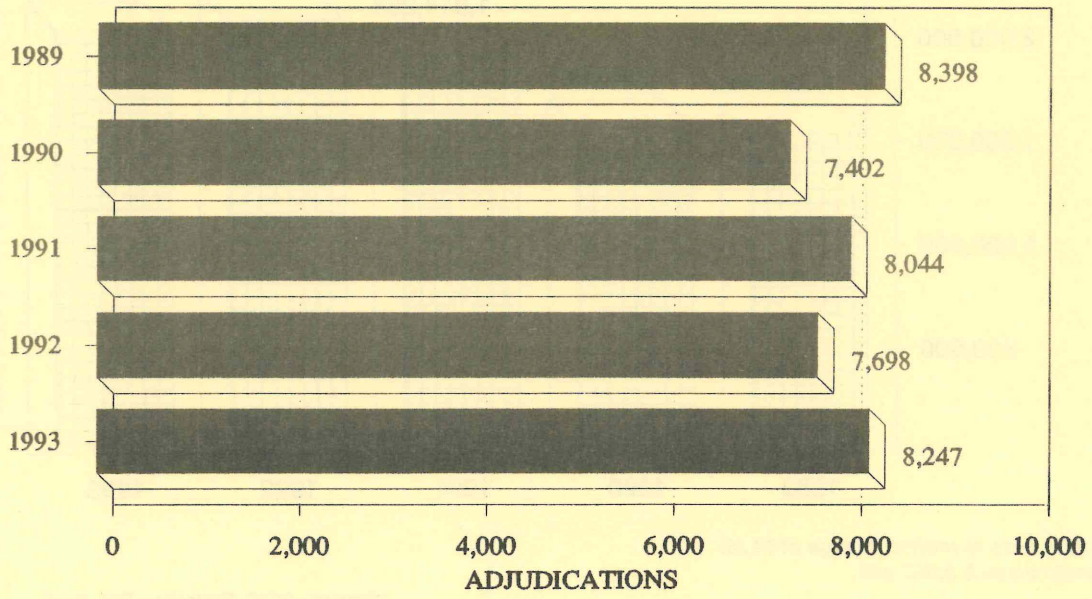

ADULT AND JUVENILE PROBATION STATISTICS
- -
CIRCUIT COURTS OF ILLINOIS

Active Adult Caseload Report

(as of December 31, 1993)

Circuit	Department	Felony	Misd.	DUI	Traffic	Total Active Cases	Admin. Cases
1	Alexander	117	32	8	5	162	13
	Jackson	348	185	123	100	756	332
	Johnson	25	20	13	8	66	74
	Massac	91	44	27	18	180	310
	Pope	6	1	5	0	12	10
	Pulaski	64	12	12	8	96	102
	Saline	77	55	182	48	362	79
	Union	49	25	22	7	103	88
	Williamson	210	62	223	52	547	331
1st Circuit Total		**987**	**436**	**615**	**246**	**2,284**	**1,339**
2	Crawford	81	45	34	4	164	95
	Edwards	8	34	27	3	72	27
	Franklin	170	116	44	24	354	95
	Gallatin	31	17	9	1	58	28
	Hamilton	9	29	6	8	52	43
	Hardin	28	36	19	3	86	30
	Jefferson	97	33	39	16	185	139
	Lawrence	50	35	4	0	89	0
	Richland	43	75	43	20	181	16
	Wabash	29	19	6	1	55	48
	Wayne	40	28	40	12	120	51
	White	49	51	36	15	151	47
2nd Circuit Total		**635**	**518**	**307**	**107**	**1,567**	**619**
3	Bond	61	11	12	2	86	49
	Madison	805	208	0	0	1,013	485
3rd Circuit Total		**866**	**219**	**12**	**2**	**1,099**	**534**
4	Christian	133	101	83	10	327	69
	Clay	59	41	99	8	207	66
	Clinton	76	83	48	22	229	420
	Effingham	136	43	55	20	254	181
	Fayette	110	61	17	1	189	133
	Jasper	60	31	8	0	99	119
	Marion	233	206	136	72	647	380
	Montgomery	81	91	212	2	386	51
	Shelby	61	36	13	0	110	3
4th Circuit Total		**949**	**693**	**671**	**135**	**2,448**	**1,422**
5	Clark	45	5	12	0	62	20
	Coles	219	132	87	12	450	281
	Cumberland	6	1	4	1	12	21
	Edgar	133	28	0	0	161	61
	Vermilion	392	111	27	50	580	260
5th Circuit Total		**795**	**277**	**130**	**63**	**1,265**	**643**
6	Champaign	460	191	54	19	724	193
	DeWitt	79	58	56	9	172	86
	Douglas	45	38	46	4	133	60
	Macon	426	63	47	6	542	115
	Moultrie	28	22	54	5	109	51
	Piatt	23	43	37	7	110	131
6th Circuit Total		**1,061**	**415**	**294**	**50**	**1,790**	**636**

Circuit	Department	Felony	Misd.	DUI	Traffic	Total Active Cases	Admin. Cases
7	Greene	21	26	10	4	61	142
	Jersey	61	25	32	12	130	0
	Macoupin	93	191	245	30	559	110
	Morgan	141	101	40	8	290	156
	Sangamon	544	184	138	0	866	1,022
	Scott	2	5	4	0	11	1
7th Circuit Total		**862**	**532**	**469**	**54**	**1,917**	**1,431**
8	Adams	236	60	1	1	298	99
	Brown	9	9	8	0	26	18
	Calhoun	21	10	20	2	53	90
	Cass	67	23	58	0	148	12
	Mason	71	31	18	7	127	70
	Menard	39	18	6	0	63	65
	Pike	80	62	36	15	193	99
	Schuyler	11	11	10	1	33	19
8th Circuit Total		**534**	**224**	**157**	**26**	**941**	**472**
9	Fulton	167	93	34	9	303	108
	Hancock	55	7	1	0	63	10
	Henderson	18	2	0	0	20	12
	Knox	215	40	8	6	269	110
	McDonough	77	21	7	2	107	35
	Warren	59	23	14	0	96	27
9th Circuit Total		**591**	**186**	**64**	**17**	**858**	**302**
10	Marshall	31	47	12	32	122	68
	Peoria	1,020	189	156	63	1,428	3,325
	Putnam	10	34	11	5	60	6
	Stark	23	14	12	5	54	0
	Tazewell	334	111	16	47	508	181
10th Circuit Total		**1,418**	**395**	**207**	**152**	**2,172**	**3,580**
11	Ford	45	51	61	33	190	94
	Livingston	104	52	10	4	170	197
	Logan	119	148	114	1	382	287
	McLean	534	222	102	24	882	418
	Woodford	83	65	35	14	197	472
11th Circuit Total		**885**	**538**	**322**	**76**	**1,821**	**1,468**
12	Will	926	67	3	4	1,000	326
12th Circuit Total		**926**	**67**	**3**	**4**	**1,000**	**326**
13	Bureau	47	48	12	3	110	35
	Grundy	74	24	1	2	101	45
	LaSalle	317	88	15	9	429	153
13th Circuit Total		**438**	**160**	**28**	**14**	**640**	**233**
14	Henry	110	42	1	2	155	419
	Mercer	65	28	4	4	101	135
	Rock Island	831	108	732	3	1,674	194
	Whiteside	311	121	35	6	473	440
14th Circuit Total		**1,317**	**299**	**772**	**15**	**2,403**	**1,188**

Circuit	Department	Felony	Misd.	DUI	Traffic	Total Active Cases	Admin. Cases
15	Carroll	45	14	11	0	70	173
	JoDaviess	31	39	45	5	120	68
	Lee	128	119	54	6	307	384
	Ogle	106	46	35	7	194	560
	Stephenson	241	92	8	1	342	790
15th Circuit Total		**551**	**310**	**153**	**19**	**1,033**	**1,975**
16	DeKalb	146	52	22	8	228	198
	Kane	972	126	152	8	1,258	416
	Kendall	80	88	34	12	214	337
16th Circuit Total		**1,198**	**266**	**208**	**28**	**1,700**	**951**
17	Boone	123	79	154	13	369	37
	Winnebago	1,198	736	1,110	14	3,058	327
17th Circuit Total		**1,321**	**815**	**1,264**	**27**	**3,427**	**364**
18	DuPage	1,435	590	464	61	2,550	1,445
18th Circuit Total		**1,435**	**590**	**464**	**61**	**2,550**	**1,445**
19	Lake	1,504	507	11	50	2,072	904
	McHenry	345	140	71	25	581	212
19th Circuit Total		**1,849**	**647**	**82**	**75**	**2,653**	**1,116**
20	Monroe	35	1	1	0	37	78
	Perry	90	33	12	2	137	78
	Randolph	75	12	8	3	98	70
	St.Clair	953	172	155	40	1,320	486
	Washington	26	4	2	1	33	22
20th Circuit Total		**1,179**	**222**	**178**	**46**	**1,625**	**734**
21	Iroquois	111	104	1	12	228	182
	Kankakee	306	17	8	7	338	112
21st Circuit Total		**417**	**121**	**9**	**19**	**566**	**294**
Downstate Total		**20,214**	**7,930**	**6,409**	**1,236**	**35,759**	**21,072**
Cook	Adult	21,523	2,171	138	149	23,981	5,335
	Social Service	57	6,076	6,421	1,226	13,780	3,458
Cook County Total		**21,580**	**8,247**	**6,559**	**1,375**	**37,761**	**8,793**
Statewide Total		**41,794**	**16,177**	**12,968**	**2,611**	**73,520**	**29,865**

Adult Investigation Report
(Calendar Year 1993)

Circuit	County	PSI	Abbrev. PSI	Pre Trial Bond	Record Check	JDP	Other	Total
1st	Alexander	3	0	0	18	0	2	23
	Jackson	50	0	0	48	0	0	98
	Johnson	6	0	0	19	0	0	25
	Massac	19	0	0	3	0	0	22
	Pope	1	0	0	0	0	0	1
	Pulaski	2	1	0	0	0	0	3
	Saline	4	0	0	9	0	0	13
	Union	15	0	0	0	0	0	15
	Williamson	42	9	0	3	0	1	55
1st Circuit Total		**142**	**10**	**0**	**100**	**0**	**3**	**255**
2nd	Crawford	6	0	0	2	0	0	8
	Edwards	2	0	0	7	1	1	11
	Franklin	43	2	0	56	0	9	110
	Gallatin	2	0	0	21	0	0	23
	Hamilton	4	0	0	50	0	0	54
	Hardin	5	3	0	17	0	0	25
	Jefferson	19	0	0	59	0	0	78
	Lawrence	18	0	0	8	0	2	28
	Richland	17	0	0	70	0	0	87
	Wabash	5	0	0	1	0	1	7
	Wayne	18	3	0	41	0	0	62
	White	3	0	0	8	0	0	11
2nd Circuit Total		**142**	**8**	**0**	**340**	**1**	**13**	**504**
3rd	Bond	6	0	0	11	0	4	21
	Madison	100	0	1,468	22	0	3	1,593
3rd Circuit Total		**106**	**0**	**1,468**	**33**	**0**	**7**	**1,614**
4th	Christian	13	1	1	96	0	2	113
	Clay	30	2	0	111	0	0	143
	Clinton	31	0	0	94	0	0	125
	Effingham	23	7	0	118	0	0	148
	Fayette	17	0	0	138	0	5	160
	Jasper	16	1	0	66	0	0	83
	Marion	44	7	0	82	0	0	133
	Montgomery	36	14	0	40	0	0	90
	Shelby	10	0	0	90	0	0	100
4th Circuit Total		**220**	**32**	**1**	**835**	**0**	**7**	**1,095**
5th	Clark	9	1	0	12	0	0	22
	Coles	26	5	0	0	0	0	31
	Cumberland	0	0	0	0	0	0	0
	Edgar	9	0	0	0	0	0	9
	Vermilion	219	91	0	43	0	1	354
5th Circuit Total		**263**	**97**	**0**	**55**	**0**	**1**	**416**
6th	Champaign	314	306	0	122	0	7	749
	De Witt	11	7	0	20	0	0	38
	Douglas	63	9	0	30	0	0	102
	Macon	530	0	0	68	0	0	598
	Moultrie	29	22	0	36	0	0	87
	Piatt	78	4	0	13	0	4	99
6th Circuit Total		**1,025**	**348**	**0**	**289**	**0**	**11**	**1,673**

Circuit	County	PSI	Abbrev. PSI	Pre Trial Bond	Record Check	JDP	Other	Total
7th	Greene	8	0	0	0	0	0	8
	Jersey	13	67	0	31	0	6	117
	Macoupin	74	0	0	1	0	22	97
	Morgan	150	302	6	2	0	43	503
	Sangamon	157	2	0	92	0	21	272
	Scott	2	0	0	0	0	0	2
7th Circuit Total		**404**	**371**	**6**	**126**	**0**	**92**	**999**
8th	Adams	177	82	0	0	0	82	341
	Brown	12	16	0	2	2	0	32
	Calhoun	1	0	0	0	0	0	1
	Cass	3	65	0	9	1	0	78
	Mason	43	0	0	21	0	19	83
	Menard	44	2	0	22	0	3	71
	Pike	80	4	0	5	1	1	91
	Schuyler	3	11	0	3	4	0	21
8th Circuit Total		**363**	**180**	**0**	**62**	**8**	**105**	**718**
9th	Fulton	30	15	0	29	0	0	74
	Hancock	6	1	0	8	0	1	16
	Henderson	9	0	0	10	0	1	20
	Knox	72	9	0	24	0	0	105
	McDonough	12	0	0	12	0	0	24
	Warren	44	6	7	23	0	0	80
9th Circuit Total		**173**	**31**	**7**	**106**	**0**	**2**	**319**
10th	Marshall	41	2	1	188	1	2	235
	Peoria	270	1	0	48	0	0	319
	Putnam	26	11	11	75	2	5	130
	Stark	36	2	0	177	0	0	215
	Tazewell	109	7	0	146	0	0	262
10th Circuit Total		**482**	**23**	**12**	**634**	**3**	**7**	**1,161**
11th	Ford	17	6	0	0	0	1	24
	Livingston	78	10	0	49	0	11	148
	Logan	55	3	26	35	0	0	119
	McLean	405	79	0	82	0	85	651
	Woodford	44	49	0	19	0	11	123
11th Circuit Total		**599**	**147**	**26**	**185**	**0**	**108**	**1,065**
12th	Will	183	6	1	97	0	0	287
12th Circuit Total		**183**	**6**	**1**	**97**	**0**	**0**	**287**
13th	Bureau	6	1	0	28	0	2	37
	Grundy	6	0	2	32	0	0	40
	La Salle	56	11	0	96	0	0	163
13th Circuit Total		**68**	**12**	**2**	**156**	**0**	**2**	**240**
14th	Henry	101	1	0	78	0	0	180
	Mercer	8	0	96	41	0	0	145
	Rock Island	248	5	1,566	7	0	87	1,913
	Whiteside	101	6	247	88	0	0	442
14th Circuit Total		**458**	**12**	**1,909**	**210**	**0**	**87**	**2,676**

Circuit	County	PSI	Abbrev. PSI	Pre Trial Bond	Record Check	JDP	Other	Total
15th	Carroll	23	1	0	33	0	1	58
	Jo Daviess	15	0	0	0	0	0	15
	Lee	55	56	0	28	0	1	140
	Ogle	88	0	101	136	0	0	325
	Stephenson	196	8	0	59	0	130	393
15th Circuit Total		**377**	**65**	**101**	**256**	**0**	**132**	**931**
16th	De Kalb	40	58	2	64	0	5	169
	Kane	237	4	0	142	0	0	383
	Kendall	4	1	1	18	1	0	25
16th Circuit Total		**281**	**63**	**3**	**224**	**1**	**5**	**577**
17th	Boone	17	8	0	70	0	1	96
	Winnebago	215	106	3,878	115	0	0	4,314
17th Circuit Total		**232**	**114**	**3,878**	**185**	**0**	**1**	**4,410**
18th	Du Page	759	5	2	235	0	0	1,001
18th Circuit Total		**759**	**5**	**2**	**235**	**0**	**0**	**1,001**
19th	Lake	524	0	2,395	0	0	26	2,945
	McHenry	128	17	732	81	0	112	1,070
19th Circuit Total		**652**	**17**	**3,127**	**81**	**0**	**138**	**4,015**
20th	Monroe	7	6	0	0	0	0	13
	Perry	4	0	0	19	0	2	25
	Randolph	27	4	0	1	0	0	32
	St. Clair	345	0	0	1,197	0	26	1,568
	Washington	10	0	0	30	0	3	43
20th Circuit Total		**393**	**10**	**0**	**1,247**	**0**	**31**	**1,681**
21st	Iroquois	13	0	0	12	0	0	25
	Kankakee	59	0	0	26	0	0	85
21st Circuit Total		**72**	**0**	**0**	**38**	**0**	**0**	**110**
Downstate		**7,394**	**1,551**	**10,543**	**5,496**	**13**	**752**	**25,749**
Cook	Adult	3,800	2,878	0	0	0	0	6,678
	Social Service	3	1	0	0	0	0	4
	Pretrial Services	0	0	52,547	0	0	0	52,547
Cook County Total		**3,803**	**2,879**	**52,547**	**0**	**0**	**0**	**59,229**
State Total		**11,197**	**4,430**	**63,090**	**5,496**	**13**	**752**	**84,978**

Programs Ordered For New Adult Cases
(Calendar Year 1993)

Circuit	County	Alcohol Treatment	Drug Treatment	Alcohol/Drug Treatment	Mental Health	Sex Offender	TASC	Total
1st	Alexander	0	5	1	2	2	0	10
	Jackson	349	120	61	51	3	18	602
	Johnson	6	0	0	1	0	0	7
	Massac	5	0	1	12	1	5	24
	Pope	0	0	0	0	0	0	0
	Pulaski	6	0	0	0	0	0	6
	Saline	31	8	13	32	3	0	87
	Union	4	1	1	4	0	4	14
	Williamson	4	0	4	8	4	1	21
1st Circuit Total		**405**	**134**	**81**	**110**	**13**	**28**	**771**
2nd	Crawford	8	1	4	6	1	0	20
	Edwards	12	1	12	4	1	0	30
	Franklin	21	1	34	10	2	4	72
	Gallatin	4	0	12	0	0	2	18
	Hamilton	2	0	3	5	0	2	12
	Hardin	3	0	8	1	0	0	12
	Jefferson	37	3	1	7	3	11	62
	Lawrence	10	1	5	4	0	0	20
	Richland	6	0	3	30	2	1	42
	Wabash	4	2	3	6	0	0	15
	Wayne	1	0	11	0	0	1	13
	White	13	2	3	1	1	0	20
2nd Circuit Total		**121**	**11**	**99**	**74**	**10**	**21**	**336**
3rd	Bond	5	1	15	6	0	5	32
	Madison	16	137	67	24	23	9	276
3rd Circuit Total		**21**	**138**	**82**	**30**	**23**	**14**	**308**
4th	Christian	10	18	34	1	0	0	63
	Clay	3	2	8	13	1	0	27
	Clinton	30	1	13	16	0	1	61
	Effingham	69	3	3	12	1	2	90
	Fayette	23	7	6	1	2	0	39
	Jasper	9	1	3	8	4	1	26
	Marion	15	1	45	10	8	8	87
	Montgomery	60	2	11	9	0	0	82
	Shelby	12	1	23	6	1	0	43
4th Circuit Total		**231**	**36**	**146**	**76**	**17**	**12**	**518**
5th	Clark	1	0	4	4	0	0	9
	Coles	50	11	59	134	4	4	262
	Cumberland	0	0	0	0	0	0	0
	Edgar	14	1	10	1	1	0	27
	Vermilion	36	9	25	12	15	3	100
5th Circuit Total		**101**	**21**	**98**	**151**	**20**	**7**	**398**
6th	Champaign	10	5	178	56	8	4	261
	De Witt	9	2	38	13	5	1	68
	Douglas	59	1	17	8	0	0	85
	Macon	9	4	9	7	3	10	42
	Moultrie	4	1	5	4	0	0	14
	Piatt	51	6	10	17	1	0	85
6th Circuit Total		**142**	**19**	**257**	**105**	**17**	**15**	**555**

Circuit	County	Alcohol Treatment	Drug Treatment	Alcohol/Drug Treatment	Mental Health	Sex Offender	TASC	Total
7th	Greene	9	0	0	0	0	0	9
	Jersey	23	9	3	12	4	2	53
	Macoupin	56	0	24	5	3	0	88
	Morgan	1	3	9	6	0	12	31
	Sangamon	9	3	129	10	8	3	162
	Scott	0	0	0	0	0	0	0
7th Circuit Total		**98**	**15**	**165**	**33**	**15**	**17**	**343**
8th	Adams	32	4	69	99	2	12	218
	Brown	3	1	4	1	1	0	10
	Calhoun	0	1	0	1	0	0	2
	Cass	19	0	5	1	1	1	27
	Mason	4	4	18	8	4	9	47
	Menard	19	3	8	8	0	0	38
	Pike	13	1	14	1	1	3	33
	Schuyler	7	0	7	1	0	0	15
8th Circuit Total		**97**	**14**	**125**	**120**	**9**	**25**	**390**
9th	Fulton	0	0	66	11	6	3	86
	Hancock	2	0	5	4	1	0	12
	Henderson	0	0	2	3	1	0	6
	Knox	9	1	8	4	6	3	31
	McDonough	1	1	4	6	0	1	13
	Warren	17	2	4	3	0	2	28
9th Circuit Total		**29**	**4**	**89**	**31**	**14**	**9**	**176**
10th	Marshall	16	3	8	0	1	2	30
	Peoria	126	72	243	28	9	14	492
	Putnam	4	1	0	2	1	9	17
	Stark	9	2	7	3	0	4	25
	Tazewell	15	8	40	11	2	9	85
10th Circuit Total		**170**	**86**	**298**	**44**	**13**	**38**	**649**
11th	Ford	3	7	3	8	4	0	25
	Livingston	11	1	1	0	0	1	14
	Logan	6	0	4	7	3	1	21
	McLean	102	15	94	34	2	0	247
	Woodford	31	7	9	6	5	8	66
llth Circuit Total		**153**	**30**	**111**	**55**	**14**	**10**	**373**
12th	Will	9	15	50	8	12	24	118
12th Circuit Total		**9**	**15**	**50**	**8**	**12**	**24**	**118**
13th	Bureau	15	0	2	6	4	2	29
	Grundy	2	0	0	3	1	0	6
	La Salle	46	0	34	13	5	2	100
13th Circuit Total		**63**	**0**	**36**	**22**	**10**	**4**	**135**
14th	Henry	39	44	26	17	3	1	130
	Mercer	9	9	23	4	1	3	49
	Rock Island	23	31	55	12	2	21	144
	Whiteside	26	4	81	32	14	1	158
14th Circuit Total		**97**	**88**	**185**	**65**	**20**	**26**	**481**

Circuit	County	Alcohol Treatment	Drug Treatment	Alcohol/Drug Treatment	Mental Health	Sex Offender	TASC	Total
15th	Carroll	11	3	7	7	1	2	31
	Jo Daviess	3	0	1	0	2	0	6
	Lee	38	1	8	9	1	3	60
	Ogle	50	13	68	20	7	22	180
	Stephenson	25	16	12	21	0	26	100
15th Circuit Total		**127**	**33**	**96**	**57**	**11**	**53**	**377**
16th	De Kalb	9	4	12	12	3	5	45
	Kane	103	4	25	24	14	13	183
	Kendall	20	9	42	25	6	5	107
16th Circuit Total		**132**	**17**	**79**	**61**	**23**	**23**	**335**
17th	Boone	20	6	12	7	2	11	58
	Winnebago	31	20	467	96	26	164	804
17th Circuit Total		**51**	**26**	**479**	**103**	**28**	**175**	**862**
18th	Du Page	Did Not Report						
18th Circuit Total		**Did Not Report**						
19th	Lake	96	212	511	210	60	0	1,089
	McHenry	50	24	101	56	22	1	254
19th Circuit Total		**146**	**236**	**612**	**266**	**82**	**1**	**1,343**
20th	Monroe	8	1	0	1	0	1	11
	Perry	12	4	2	2	3	2	25
	Randolph	7	2	2	5	2	12	30
	St. Clair	129	17	18	13	1	43	221
	Washington	0	0	1	1	1	0	3
20th Circuit Total		**156**	**24**	**23**	**22**	**7**	**58**	**290**
21st	Iroquois	7	0	1	2	1	0	11
	Kankakee	2	6	15	2	0	8	33
21st Circuit Total		**9**	**6**	**16**	**4**	**1**	**8**	**44**
Downstate		**2,358**	**953**	**3,127**	**1,437**	**359**	**568**	**8,802**
Cook	Adult	111	468	604	214	50	1,355	2,802
	Social Service	5,283	87	44	430	26	0	5,870
Cook County Total		**5,394**	**555**	**648**	**644**	**76**	**1,355**	**8,672**
State Total		**7,752**	**1,508**	**3,775**	**2,081**	**435**	**1,923**	**17,474**

IPS Program Caseloads

Caseloads as of 12/31/93

County	Approximate Capacity	End of Month Caseload Size as of 12/93
Champaign	65	66
Champaign Juvenile	25	11
Cook Adult	425	459
Cook Juvenile	175	145
Du Page Juvenile	25	19
Frank/Hamilton/Jeff.	20	20
*Jackson/Saline/Wms. Alexander/Union	*40	*3
Kane	50	28
Kankakee	25	17
Lake	90	59
Macon	40	35
Madison	100	94
Marion	10	1
McHenry	25	21
McLean	40	47
Peoria	50	42
St. Clair Adult & Juvenile	65	74
Tazewell	25	8
Vermilion	25	13
Will Adult & Juvenile	25	23

*** These First Circuit counties have recently undergone a restructuring. Alexander, Saline, Williamson and Union do not currently have IPS programs, and do not expect to have them operating until June '94. The totals reflected here represent Jackson County only.**

Specialized DUI Program Caseloads

(as of December 31, 1993)

Circuit	County	Maximum	Aftercare	Total
1st	Saline	37	9	46
	Williamson	41	24	65
3rd	Madison	102	91	193
4th	Marion	30	31	61
5th	Vermilion	52	77	129
7th	Morgan	22	12	34
8th	Adams	14	21	35
10th	Tazewell	39	34	73
11th	McLean	28	10	38
12th	Will	17	19	36
14th	Henry	21	29	50
	Rock Island	92	25	117
	Whiteside	37	20	57
16th	Kane	50	12	62
18th	Du Page	155	96	251
19th	Lake	110	213	323
	McHenry	35	0	35
20th	St. Clair	36	18	54
Downstate		**918**	**741**	**1,659**
Cook Social Service		1,554	725	2,279
Statewide Total		**2,472**	**1,466**	**3,938**

Active Juvenile Caseload Report

(As of December 31, 1993)

Circuit	County	Probation	Supervision	Continued Under Sup.	Informal Supervision	Other	Total Active Cases	Admin. Cases
1st	Alexander	11	8	0	0	0	19	1
	Jackson	47	58	0	14	10	129	11
	Johnson	7	0	0	0	0	7	2
	Massac	20	1	0	0	0	21	2
	Pope	1	0	0	0	0	1	0
	Pulaski	18	0	0	0	0	18	3
	Saline	4	1	16	11	0	32	3
	Union	8	0	0	0	0	8	14
	Williamson	17	0	18	32	0	67	17
1st Circuit Total		**133**	**68**	**34**	**57**	**10**	**302**	**53**
2nd	Crawford	9	2	2	0	0	13	0
	Edwards	6	0	0	0	0	6	0
	Franklin	35	0	2	24	5	66	2
	Gallatin	1	0	0	0	0	1	1
	Hamilton	5	0	6	0	0	11	5
	Hardin	2	0	0	0	0	2	0
	Jefferson	27	2	1	28	0	58	13
	Lawrence	4	9	7	0	0	20	0
	Richland	16	10	0	3	0	29	3
	Wabash	10	0	0	0	0	10	5
	Wayne	10	0	3	0	0	13	16
	White	16	0	0	0	0	16	2
2nd Circuit Total		**141**	**23**	**21**	**55**	**5**	**245**	**47**
3rd	Bond	13	0	19	2	0	34	6
	Madison	90	0	167	105	0	362	43
3rd Circuit Total		**103**	**0**	**186**	**107**	**0**	**396**	**49**
4th	Christian	46	0	40	0	0	86	3
	Clay	14	0	11	0	0	25	6
	Clinton	31	0	18	0	0	49	60
	Effingham	43	0	13	0	0	56	0
	Fayette	11	0	10	2	0	23	15
	Jasper	12	3	12	0	0	27	6
	Marion	99	0	59	17	1	176	27
	Montgomery	20	2	1	0	1	24	3
	Shelby	6	0	0	0	0	6	10
4th Circuit Total		**282**	**5**	**164**	**19**	**2**	**472**	**130**
5th	Clark	7	1	1	0	0	9	4
	Coles	61	0	56	0	0	117	12
	Cumberland	4	0	2	0	0	6	0
	Edgar	48	6	0	0	0	54	12
	Vermilion	105	0	53	0	0	158	25
5th Circuit Total		**225**	**7**	**112**	**0**	**0**	**344**	**53**
6th	Champaign	204	0	27	50	7	288	22
	De Witt	13	0	21	3	0	37	6
	Douglas	11	0	12	0	0	23	1
	Macon	128	0	68	43	0	239	49
	Moultrie	16	0	11	0	0	27	3
	Piatt	18	6	4	11	0	39	0
6th Circuit Total		**390**	**6**	**143**	**107**	**7**	**653**	**81**

Circuit	County	Probation	Supervision	Continued Under Sup.	Informal Supervision	Other	Total Active Cases	Admin. Cases
7th	Greene	4	0	1	1	0	6	0
	Jersey	14	0	27	0	0	41	2
	Macoupin	20	7	46	0	0	73	10
	Morgan	14	0	8	81	3	106	2
	Sangamon	94	0	21	44	0	159	14
	Scott	5	0	0	0	0	5	0
7th Circuit Total		**151**	**7**	**103**	**126**	**3**	**390**	**28**
8th	Adams	73	0	53	26	0	152	7
	Brown	6	1	2	0	0	9	0
	Calhoun	5	0	9	1	0	15	7
	Cass	20	12	0	0	0	32	0
	Mason	16	1	18	0	0	35	4
	Menard	10	0	11	3	0	24	7
	Pike	29	4	8	5	0	46	15
	Schuyler	3	5	0	0	0	8	3
8th Circuit Total		**162**	**23**	**101**	**35**	**0**	**321**	**43**
9th	Fulton	24	0	16	13	0	53	11
	Hancock	10	0	7	15	0	32	0
	Henderson	4	0	3	1	0	8	1
	Knox	57	0	2	19	0	78	7
	McDonough	5	0	6	27	0	38	1
	Warren	24	0	21	9	0	54	23
9th Circuit Total		**124**	**0**	**55**	**84**	**0**	**263**	**43**
10th	Marshall	5	4	0	0	0	9	0
	Peoria	283	0	126	88	9	506	0
	Putnam	4	1	0	11	1	17	1
	Stark	9	3	17	14	0	43	0
	Tazewell	65	0	67	4	2	138	4
10th Circuit Total		**366**	**8**	**210**	**117**	**12**	**713**	**5**
11th	Ford	22	6	0	7	0	35	17
	Livingston	58	1	5	34	0	98	148
	Logan	33	1	17	2	0	53	15
	McLean	110	3	21	29	0	163	9
	Woodford	31	0	10	5	0	46	34
llth Circuit Total		**254**	**11**	**53**	**77**	**0**	**395**	**223**
12th	Will	193	0	180	28	0	401	27
12th Circuit Total		**193**	**0**	**180**	**28**	**0**	**401**	**27**
13th	Bureau	17	0	29	4	0	50	3
	Grundy	16	0	21	7	0	44	5
	La Salle	68	0	69	19	0	156	15
13th Circuit Total		**101**	**0**	**119**	**30**	**0**	**250**	**23**
14th	Henry	37	2	18	20	0	77	6
	Mercer	8	0	9	9	0	26	0
	Rock Island	97	1	26	0	0	124	11
	Whiteside	98	0	1	8	0	107	18
14th Circuit Total		**240**	**3**	**54**	**37**	**0**	**334**	**35**

Circuit	County	Probation	Supervision	Continued Under Sup.	Informal Supervision	Other	Total Active Cases	Admin. Cases
15th	Carroll	19	0	24	0	0	43	3
	Jo Davies	1	0	1	7	0	9	0
	Lee	41	0	46	36	0	123	6
	Ogle	79	4	22	25	1	131	13
	Stephenson	55	3	44	1	4	107	47
15th Circuit Total		**195**	**7**	**137**	**69**	**5**	**413**	**69**
16th	De Kalb	59	0	25	21	0	105	14
	Kane	217	0	80	37	0	334	23
	Kendall	21	5	12	4	0	42	4
16th Circuit Total		**297**	**5**	**117**	**62**	**0**	**481**	**41**
17th	Boone	45	0	12	3	0	60	7
	Winnebago	217	0	42	0	0	259	18
17th Circuit Total		**262**	**0**	**54**	**3**	**0**	**319**	**25**
18th	Du Page	258	19	181	0	18	476	19
18th Circuit Total		**258**	**19**	**181**	**0**	**18**	**476**	**19**
19th	Lake	254	106	0	0	0	360	23
	McHenry	70	0	67	99	0	236	16
19th Circuit Total		**324**	**106**	**67**	**99**	**0**	**596**	**39**
20th	Monroe	8	0	0	0	0	8	12
	Perry	9	1	8	0	0	18	1
	Randolph	30	1	0	0	0	31	9
	St. Clair	149	0	155	0	0	304	60
	Washington	5	0	2	0	0	7	6
20th Circuit Total		**201**	**2**	**165**	**0**	**0**	**368**	**88**
21st	Iroquois	44	3	3	31	0	81	7
	Kankakee	131	20	13	23	0	187	3
21st Circuit Total		**175**	**23**	**16**	**54**	**0**	**268**	**10**
Downstate		**4,577**	**323**	**2,272**	**1,166**	**62**	**8,400**	**1,131**
Cook Juvenile		**3,742**	**1,175**	**51**	**0**	**1,497**	**6,465**	**3,018**
State Total		**8,319**	**1,498**	**2,323**	**1,166**	**1,559**	**14,865**	**4,149**

Juvenile Investigation Report

(Calendar Year 1993)

Circuit	County	Social Histories	Adoption Investig.	Contested Custody	Supplemental Social History	Intake Screening	Other Investig.	Total
1st	Alexander	7	0	0	0	148	0	155
	Jackson	24	0	0	0	0	0	24
	Johnson	3	0	0	0	1	0	4
	Massac	7	0	0	1	0	0	8
	Pope	0	0	0	0	0	0	0
	Pulaski	7	0	0	2	0	0	9
	Saline	1	0	1	0	0	0	2
	Union	1	0	0	0	0	0	1
	Williamson	3	0	1	0	0	0	4
1st Circuit Total		**53**	**0**	**2**	**3**	**149**	**0**	**207**
2nd	Crawford	3	2	2	0	1	0	8
	Edwards	2	0	0	0	0	0	2
	Franklin	7	0	0	0	102	66	175
	Gallatin	0	0	1	0	0	0	1
	Hamilton	5	0	0	0	0	0	5
	Hardin	0	0	0	2	0	0	2
	Jefferson	9	0	0	0	2	50	61
	Lawrence	4	0	0	0	0	0	4
	Richland	8	0	0	0	0	0	8
	Wabash	2	0	0	0	0	0	2
	Wayne	9	0	0	2	0	3	14
	White	2	0	0	1	0	1	4
2nd Circuit Total		**51**	**2**	**3**	**5**	**105**	**120**	**286**
3rd	Bond	2	0	0	0	1	0	3
	Madison	26	0	0	0	471	102	599
3rd Circuit Total		**28**	**0**	**0**	**0**	**472**	**102**	**602**
4th	Christian	4	0	0	1	0	3	8
	Clay	2	0	0	0	0	0	2
	Clinton	6	0	1	0	0	0	7
	Effingham	7	1	0	0	0	0	8
	Fayette	3	1	0	0	18	4	26
	Jasper	2	0	0	1	0	0	3
	Marion	8	0	1	0	0	0	9
	Montgomery	8	0	0	3	0	0	11
	Shelby	4	0	0	0	0	0	4
4th Circuit Total		**44**	**2**	**2**	**5**	**18**	**7**	**78**
5th	Clark	2	0	0	0	0	0	2
	Coles	28	1	0	0	0	0	29
	Cumberland	3	0	0	0	0	0	3
	Edgar	2	0	0	0	22	0	24
	Vermilion	60	0	0	1	0	0	61
5th Circuit Total		**95**	**1**	**0**	**1**	**22**	**0**	**119**
6th	Champaign	100	0	0	52	12	461	625
	De Witt	4	0	0	0	0	0	4
	Douglas	6	0	0	0	0	0	6
	Macon	67	24	1	53	0	0	145
	Moultrie	6	0	0	1	0	0	7
	Piatt	0	0	0	0	0	0	0
6th Circuit Total		**183**	**24**	**1**	**106**	**12**	**461**	**787**

Circuit	County	Social Histories	Adoption Investig.	Contested Custody	Supplemental Social History	Intake Screening	Other Investig.	Total
7th	Greene	1	0	0	0	0	0	1
	Jersey	11	0	0	5	62	0	78
	Macoupin	9	1	8	0	0	0	18
	Morgan	18	0	0	8	460	0	486
	Sangamon	82	0	0	28	1,677	830	2,617
	Scott	0	0	0	0	0	0	0
7th Circuit Total		**121**	**1**	**8**	**41**	**2,199**	**830**	**3,200**
8th	Adams	73	0	1	43	0	1	118
	Brown	2	0	0	0	0	0	2
	Calhoun	0	0	0	0	0	0	0
	Cass	3	0	0	0	0	0	3
	Mason	7	0	0	4	0	0	11
	Menard	7	0	0	2	0	0	9
	Pike	12	0	0	0	0	0	12
	Schuyler	4	0	0	1	0	0	5
8th Circuit Total		**108**	**0**	**1**	**50**	**0**	**1**	**160**
9th	Fulton	3	0	0	2	159	1	165
	Hancock	12	0	0	0	71	16	99
	Henderson	0	0	0	0	24	3	27
	Knox	19	0	0	0	86	0	105
	McDonough	2	0	0	0	105	17	124
	Warren	11	0	0	7	213	2	233
9th Circuit Total		**47**	**0**	**0**	**9**	**658**	**39**	**753**
10th	Marshall	13	3	10	1	7	2	36
	Peoria	181	2	3	103	7	8	304
	Putnam	18	10	9	1	13	7	58
	Stark	20	1	2	2	19	1	45
	Tazewell	36	2	1	0	0	157	196
10th Circuit Total		**268**	**18**	**25**	**107**	**46**	**175**	**639**
11th	Ford	4	0	0	0	0	0	4
	Livingston	48	2	1	19	592	81	743
	Logan	5	0	0	0	0	2	7
	McLean	134	8	0	15	922	0	1,079
	Woodford	13	1	0	7	100	21	142
11th Circuit Total		**204**	**11**	**1**	**41**	**1,614**	**104**	**1,975**
12th	Will	91	0	0	10	300	0	401
12th Circuit Total		**91**	**0**	**0**	**10**	**300**	**0**	**401**
13th	Bureau	5	2	0	0	89	15	111
	Grundy	4	2	4	1	104	24	139
	La Salle	19	0	1	2	210	19	251
13th Circuit Total		**28**	**4**	**5**	**3**	**403**	**58**	**501**
14th	Henry	19	0	0	9	224	1	253
	Mercer	4	0	0	3	0	0	7
	Rock Island	72	1	1	24	238	11	347
	Whiteside	20	0	0	0	583	0	603
14th Circuit Total		**115**	**1**	**1**	**36**	**1,045**	**12**	**1,210**

Circuit	County	Social Histories	Adoption Investig.	Contested Custody	Supplemental Social History	Intake Screening	Other Investig.	Total
15th	Carroll	8	0	0	2	0	0	10
	Jo Daviess	5	0	0	0	0	0	5
	Lee	10	0	0	0	0	2	12
	Ogle	100	0	0	15	0	109	224
	Stephenson	94	0	0	0	0	40	134
15th Circuit Total		**217**	**0**	**0**	**17**	**0**	**151**	**385**
16th	De Kalb	84	0	0	8	191	255	538
	Kane	327	0	0	765	272	621	1,985
	Kendall	8	0	0	0	52	0	60
16th Circuit Total		**419**	**0**	**0**	**773**	**515**	**876**	**2,583**
17th	Boone	7	1	0	1	3	0	12
	Winnebago	258	6	11	99	1,121	246	1,741
17th Circuit Total		**265**	**7**	**11**	**100**	**1,124**	**246**	**1,753**
18th	Du Page	480	69	0	97	17	0	663
18th Circuit Total		**480**	**69**	**0**	**97**	**17**	**0**	**663**
19th	Lake	379	12	0	180	0	0	571
	McHenry	107	12	0	0	277	23	419
19th Circuit Total		**486**	**24**	**0**	**180**	**277**	**23**	**990**
20th	Monroe	7	0	0	1	0	0	8
	Perry	0	0	0	0	0	0	0
	Randolph	9	0	0	6	0	0	15
	St. Clair	34	0	0	11	0	12	57
	Washington	9	0	0	0	0	1	10
20th Circuit Total		**59**	**0**	**0**	**18**	**0**	**13**	**90**
21st	Iroquois	2	1	1	6	84	1	95
	Kankakee	30	3	3	6	270	342	654
21st Circuit Total		**32**	**4**	**4**	**12**	**354**	**343**	**749**
Downstate		**3,394**	**168**	**64**	**1,614**	**9,330**	**3,561**	**18,131**
Cook Juvenile		4,240	0	0	1,086	0	0	5,326
Cook County Total		**4,240**	**0**	**0**	**1,086**	**0**	**0**	**5,326**
State Total		**7,634**	**168**	**64**	**2,700**	**9,330**	**3,561**	**23,457**

Juvenile Court Activity Report
Petitions Filed, Continued Under Supervision, Adjudications and Criminal Prosecutions
(Calendar Year 1993)

Circuit	County	Petitions Filed: Delinquent	Addicted	MRAI	Truant	Neglected/ Abused	Dependent	Total
1st	Alexander	28	0	1	0	10	6	45
	Jackson	52	0	0	0	0	0	52
	Johnson	15	0	0	0	13	8	36
	Massac	33	0	0	3	16	7	59
	Pope	4	0	0	0	1	0	5
	Pulaski	27	0	0	0	3	1	31
	Saline	49	0	0	0	25	3	77
	Union	41	0	0	0	6	3	50
	Williamson	54	0	12	1	27	16	110
1st Circuit Total		**303**	**0**	**13**	**4**	**101**	**44**	**465**
2nd	Crawford	38	0	2	0	3	2	45
	Edwards	1	0	1	0	1	0	3
	Franklin	39	0	4	6	12	6	67
	Gallatin	4	0	1	1	2	4	12
	Hamilton	4	0	1	0	0	0	5
	Hardin	3	0	0	0	10	0	13
	Jefferson	12	1	1	6	20	2	42
	Lawrence	23	0	3	2	3	0	31
	Richland	42	0	6	4	5	4	61
	Wabash	55	0	0	0	2	1	58
	Wayne	27	0	0	0	2	0	29
	White	19	0	0	0	2	0	21
2nd Circuit Total		**267**	**1**	**19**	**19**	**62**	**19**	**387**
3rd	Bond	47	0	0	4	6	0	57
	Madison	632	1	12	10	268	15	938
3rd Circuit Total		**679**	**1**	**12**	**14**	**274**	**15**	**995**
4th	Christian	70	0	0	10	53	3	136
	Clay	19	0	0	0	2	0	21
	Clinton	132	0	2	0	5	0	139
	Effingham	108	0	2	10	5	6	131
	Fayette	24	0	0	0	11	0	35
	Jasper	39	0	0	0	5	0	44
	Marion	286	0	4	0	49	8	347
	Montgomery	73	0	1	2	7	1	84
	Shelby	30	0	0	0	2	1	33
4th Circuit Total		**781**	**0**	**9**	**22**	**139**	**19**	**970**
5th	Clark	16	0	2	1	7	0	26
	Coles	0	0	0	0	0	0	0
	Cumberland	16	0	0	0	2	0	18
	Edgar	0	0	0	0	0	0	0
	Vermilion	200	0	0	0	57	9	266
5th Circuit Total		**232**	**0**	**2**	**1**	**66**	**9**	**310**
6th	Champaign	283	0	0	20	155	10	468
	De Witt	60	0	0	0	13	3	76
	Douglas	25	0	0	0	0	2	27
	Macon	414	0	0	47	109	11	581
	Moultrie	0	0	0	0	0	0	0
	Piatt	0	0	0	0	0	0	0
6th Circuit Total		**782**	**0**	**0**	**67**	**277**	**26**	**1,152**

Circuit	County	Petitions Filed Delinquent	Addicted	MRAI	Truant	Neglected/ Abused	Dependent	Total
7th	Greene	6	0	1	0	31	0	38
	Jersey	38	0	0	0	1	0	39
	Macoupin	78	0	1	0	29	1	109
	Morgan	62	0	0	0	0	0	62
	Sangamon	113	0	2	0	0	0	115
	Scott	3	0	0	0	0	0	3
7th Circuit Total		**300**	**0**	**4**	**0**	**61**	**1**	**366**
8th	Adams	84	0	5	6	115	9	219
	Brown	7	0	1	0	0	1	9
	Calhoun	10	0	0	0	0	0	10
	Cass	7	0	0	0	0	0	7
	Mason	109	0	0	1	20	0	130
	Menard	30	0	0	0	1	0	31
	Pike	22	0	2	2	4	4	34
	Schuyler	14	0	0	1	0	1	16
8th Circuit Total		**283**	**0**	**8**	**10**	**140**	**15**	**456**
9th	Fulton	49	0	2	0	18	2	71
	Hancock	17	0	1	0	0	0	18
	Henderson	8	0	0	0	0	0	8
	Knox	60	0	0	0	19	1	80
	McDonough	21	0	0	2	0	0	23
	Warren	81	0	1	2	11	4	99
9th Circuit Total		**236**	**0**	**4**	**2**	**48**	**7**	**305**
10th	Marshall	20	0	0	1	0	0	21
	Peoria	381	0	0	2	16	3	402
	Putnam	23	0	1	0	1	0	25
	Stark	29	0	0	0	0	0	29
	Tazewell	185	0	0	0	0	0	185
10th Circuit Total		**638**	**0**	**1**	**3**	**17**	**3**	**662**
11th	Ford	0	0	0	0	0	0	0
	Livingston	73	1	0	7	28	4	113
	Logan	49	0	1	3	24	4	81
	McLean	142	0	9	2	66	31	250
	Woodford	5	0	0	0	0	1	6
llth Circuit Total		**269**	**1**	**10**	**12**	**118**	**40**	**450**
12th	Will	435	0	7	36	130	10	618
12th Circuit Total		**435**	**0**	**7**	**36**	**130**	**10**	**618**
13th	Bureau	114	0	1	2	6	3	126
	Grundy	84	0	0	1	8	0	93
	La Salle	193	1	12	27	47	7	287
13th Circuit Total		**391**	**1**	**13**	**30**	**61**	**10**	**506**
14th	Henry	56	0	1	5	42	2	106
	Mercer	20	0	0	0	10	1	31
	Rock Island	112	0	3	2	89	11	217
	Whiteside	101	0	9	12	27	0	149
14th Circuit Total		**289**	**0**	**13**	**19**	**168**	**14**	**503**

Circuit	County	Petitions Filed Delinquent	Addicted	MRAI	Truant	Neglected/ Abused	Dependent	Total
15th	Carroll	71	0	3	1	9	3	87
	Jo Daviess	41	0	0	0	2	0	43
	Lee	72	1	0	15	31	9	128
	Ogle	123	0	3	5	19	2	152
	Stephenson	113	0	1	0	20	0	134
15th Circuit Total		**420**	**1**	**7**	**21**	**81**	**14**	**544**
16th	De Kalb	116	1	3	11	70	11	212
	Kane	376	0	0	0	0	0	376
	Kendall	53	0	0	0	4	1	58
16th Circuit Total		**545**	**1**	**3**	**11**	**74**	**12**	**646**
17th	Boone	50	0	0	0	5	0	55
	Winnebago	335	0	0	0	0	0	335
17th Circuit Total		**385**	**0**	**0**	**0**	**5**	**0**	**390**
18th	Du Page	Did Not Report						
18th Circuit Total		**Did Not Report**						
19th	Lake	677	0	3	8	218	14	920
	McHenry	173	0	4	3	72	3	255
19th Circuit Total		**850**	**0**	**7**	**11**	**290**	**17**	**1,175**
20th	Monroe	31	0	2	0	4	0	37
	Perry	10	0	0	0	0	0	10
	Randolph	37	0	1	1	13	5	57
	St. Clair	601	1	6	41	140	22	811
	Washington	35	0	1	0	2	0	38
20th Circuit Total		**714**	**1**	**10**	**42**	**159**	**27**	**953**
21st	Iroquois	44	0	2	5	22	1	74
	Kankakee	161	0	6	7	69	2	245
21st Circuit Total		**205**	**0**	**8**	**12**	**91**	**3**	**319**
Downstate		**9,004**	**7**	**150**	**337**	**2,362**	**305**	**12,165**
Cook Juvenile		17,023	1	28	594	5,922	0	23,568
Cook County Total		**17,023**	**1**	**28**	**594**	**5,922**	**0**	**23,568**
State Total		**26,027**	**8**	**178**	**931**	**8,284**	**305**	**35,733**

Circuit	County	Continued Under Supervision: Delinquent	Addicted	MRAI	Truant	Total
1st	Alexander	2	0	0	0	2
	Jackson	20	0	0	0	20
	Johnson	13	0	0	0	13
	Massac	2	0	0	0	2
	Pope	0	0	0	0	0
	Pulaski	0	0	0	0	0
	Saline	20	0	0	0	20
	Union	0	0	0	0	0
	Williamson	18	0	0	2	20
1st Circuit Total		**75**	**0**	**0**	**2**	**77**
2nd	Crawford	4	0	0	0	4
	Edwards	0	0	0	0	0
	Franklin	1	0	0	0	1
	Gallatin	2	0	0	0	2
	Hamilton	7	0	0	0	7
	Hardin	0	0	0	0	0
	Jefferson	0	0	0	0	0
	Lawrence	4	0	0	0	4
	Richland	0	0	0	0	0
	Wabash	21	0	0	0	21
	Wayne	16	0	0	0	16
	White	12	0	0	0	12
2nd Circuit Total		**67**	**0**	**0**	**0**	**67**
3rd	Bond	23	0	0	0	23
	Madison	227	0	0	0	227
3rd Circuit Total		**250**	**0**	**0**	**0**	**250**
4th	Christian	10	0	0	0	10
	Clay	11	0	0	0	11
	Clinton	15	0	0	0	15
	Effingham	62	0	0	0	62
	Fayette	18	0	0	0	18
	Jasper	18	0	0	0	18
	Marion	42	0	0	1	43
	Montgomery	32	0	0	0	32
	Shelby	16	0	0	0	16
4th Circuit Total		**224**	**0**	**0**	**1**	**225**
5th	Clark	4	0	0	0	4
	Coles	0	0	0	0	0
	Cumberland	0	0	0	0	0
	Edgar	0	0	0	0	0
	Vermilion	53	0	0	0	53
5th Circuit Total		**57**	**0**	**0**	**0**	**57**
6th	Champaign	28	0	0	0	28
	De Witt	25	0	0	0	25
	Douglas	4	0	0	0	4
	Macon	109	0	0	0	109
	Moultrie	2	0	0	0	2
	Piatt	0	0	0	0	0
6th Circuit Total		**168**	**0**	**0**	**0**	**168**

Circuit	County	Continued Under Supervision: Delinquent	Addicted	MRAI	Truant	Total
7th	Greene	1	0	0	1	2
	Jersey	18	0	0	0	18
	Macoupin	59	0	0	0	59
	Morgan	0	0	0	0	0
	Sangamon	17	0	0	0	17
	Scott	0	0	0	0	0
7th Circuit Total		**95**	**0**	**0**	**1**	**96**
8th	Adams	43	0	5	6	54
	Brown	4	0	0	0	4
	Calhoun	8	0	0	0	8
	Cass	0	0	0	0	0
	Mason	0	0	0	0	0
	Menard	9	0	0	0	9
	Pike	7	0	0	0	7
	Schuyler	1	0	0	0	1
8th Circuit Total		**72**	**0**	**5**	**6**	**83**
9th	Fulton	21	0	0	0	21
	Hancock	6	0	0	0	6
	Henderson	3	0	0	0	3
	Knox	0	0	0	0	0
	McDonough	6	0	0	0	6
	Warren	28	0	0	1	29
9th Circuit Total		**64**	**0**	**13**	**1**	**78**
10th	Marshall	5	0	0	1	6
	Peoria	23	0	0	0	23
	Putnam	6	0	0	0	6
	Stark	14	0	0	0	14
	Tazewell	94	0	0	0	94
10th Circuit Total		**142**	**0**	**0**	**1**	**143**
11th	Ford	0	0	0	0	0
	Livingston	7	0	3	0	10
	Logan	19	0	0	1	20
	McLean	12	0	1	0	13
	Woodford	8	0	0	0	8
11th Circuit Total		**46**	**0**	**4**	**1**	**51**
12th	Will	192	0	0	6	198
12th Circuit Total		**192**	**0**	**0**	**6**	**198**
13th	Bureau	58	0	0	0	58
	Grundy	25	0	1	0	26
	La Salle	99	0	0	0	99
13th Circuit Total		**182**	**0**	**1**	**0**	**183**
14th	Henry	15	0	0	0	15
	Mercer	1	0	0	0	1
	Rock Island	29	0	1	0	30
	Whiteside	0	0	0	0	0
14th Circuit Total		**45**	**0**	**1**	**0**	**46**

Circuit	County	Continued Under Supervision: Delinquent	Addicted	MRAI	Truant	Total
15th	Carroll	36	0	0	0	36
	Jo Daviess	2	0	0	0	2
	Lee	42	0	1	13	56
	Ogle	26	0	0	0	26
	Stephenson	0	0	0	0	0
15th Circuit Total		**106**	**0**	**1**	**13**	**120**
16th	De Kalb	30	0	0	0	30
	Kane	104	0	0	0	104
	Kendall	14	0	0	3	17
16th Circuit Total		**148**	**0**	**0**	**3**	**151**
17th	Boone	14	0	0	0	14
	Winnebago	57	0	0	0	57
17th Circuit Total		**71**	**0**	**0**	**0**	**71**
18th	Du Page	Did Not Report				
18th Circuit Total		**Did Not Report**				
19th	Lake	87	0	0	0	87
	McHenry	89	0	0	0	89
19th Circuit Total		**176**	**0**	**0**	**0**	**176**
20th	Monroe	18	0	0	0	18
	Perry	9	0	0	0	9
	Randolph	1	0	0	0	1
	St. Clair	75	0	0	0	75
	Washington	6	0	0	0	6
20th Circuit Total		**109**	**0**	**0**	**0**	**109**
21st	Iroquois	2	0	1	1	4
	Kankakee	17	0	0	0	17
21st Circuit Total		**19**	**0**	**1**	**1**	**21**
Downstate		**2,308**	**0**	**13**	**36**	**2,357**
Cook Juvenile		1,213	0	0	0	1,213
Cook County Total		**1,213**	**0**	**0**	**0**	**1,213**
State Total		**3,521**	**0**	**13**	**36**	**3,570**

Circuit	County	Adjudications: Delinquent	Addicted	MRAI	Truant	Total	Auto. Crim. Prosec.	Discret. Crim. Prosec.	Total
1st	Alexander	11	0	0	0	11	0	0	0
	Jackson	42	0	0	0	42	0	0	0
	Johnson	3	0	0	0	3	0	1	1
	Massac	15	0	0	0	15	0	0	0
	Pope	0	0	0	0	0	0	0	0
	Pulaski	12	0	0	0	12	5	0	0
	Saline	5	0	0	0	5	0	0	0
	Union	0	0	0	0	0	0	0	0
	Williamson	15	0	5	1	21	0	0	0
1st Circuit Total		**103**	**0**	**5**	**1**	**109**	**5**	**1**	**6**
2nd	Crawford	3	0	0	0	3	0	0	0
	Edwards	4	0	1	0	5	0	0	0
	Franklin	27	0	1	0	28	0	0	0
	Gallatin	0	0	0	0	0	0	0	0
	Hamilton	1	0	0	0	1	0	0	0
	Hardin	1	0	0	0	1	0	0	0
	Jefferson	11	0	0	0	11	0	0	0
	Lawrence	16	0	0	5	21	0	0	0
	Richland	10	0	0	1	11	0	0	0
	Wabash	25	0	0	0	25	0	0	0
	Wayne	9	0	0	0	9	0	0	0
	White	5	0	0	0	5	0	0	0
2nd Circuit Total		**112**	**0**	**2**	**6**	**120**	**0**	**0**	**0**
3rd	Bond	11	0	0	0	11	0	6	6
	Madison	109	0	0	0	109	7	1	8
3rd Circuit Total		**120**	**0**	**0**	**0**	**120**	**7**	**7**	**14**
4th	Christian	24	0	0	0	24	0	0	0
	Clay	7	0	0	0	7	0	0	0
	Clinton	9	0	0	0	9	0	0	0
	Effingham	36	0	0	0	36	0	0	0
	Fayette	9	0	0	0	9	0	0	0
	Jasper	9	0	0	0	9	0	0	0
	Marion	67	0	3	0	70	0	0	0
	Montgomery	17	0	1	0	18	5	0	5
	Shelby	6	0	0	0	6	0	0	0
4th Circuit Total		**184**	**0**	**4**	**0**	**188**	**5**	**0**	**5**
5th	Clark	5	0	0	0	5	0	0	0
	Coles	0	0	0	0	0	0	0	0
	Cumberland	1	0	0	0	1	0	0	0
	Edgar	0	0	0	0	0	0	0	0
	Vermilion	98	0	0	0	98	0	0	0
5th Circuit Total		**104**	**0**	**0**	**0**	**104**	**0**	**0**	**0**
6th	Champaign	165	0	0	0	165	5	1	6
	De Witt	12	0	0	0	12	0	1	1
	Douglas	8	0	0	0	8	0	0	0
	Macon	164	0	0	0	164	3	0	3
	Moultrie	3	0	0	0	3	0	0	0
	Piatt	0	0	0	0	0	0	0	0
6th Circuit Total		**352**	**0**	**0**	**0**	**352**	**8**	**2**	**10**

Circuit	County	Adjudications: Delinquent	Addicted	MRAI	Truant	Total	Auto. Crim. Prosec.	Discret. Crim. Prosec.	Total
7th	Greene	2	0	0	0	2	0	0	0
	Jersey	11	0	0	0	11	0	0	0
	Macoupin	13	0	0	0	13	0	0	0
	Morgan	13	0	0	0	13	0	0	0
	Sangamon	91	0	0	0	91	2	0	2
	Scott	0	0	0	0	0	0	0	0
7th Circuit Total		**130**	**0**	**0**	**0**	**130**	**2**	**0**	**2**
8th	Adams	31	0	0	0	31	0	0	0
	Brown	6	0	0	0	6	0	0	0
	Calhoun	2	0	0	0	2	0	0	0
	Cass	3	0	0	0	3	0	0	0
	Mason	0	0	0	0	0	0	0	0
	Menard	19	0	0	0	19	0	0	0
	Pike	11	0	0	0	11	0	0	0
	Schuyler	2	0	0	0	2	0	0	0
8th Circuit Total		**74**	**0**	**0**	**0**	**74**	**0**	**0**	**0**
9th	Fulton	20	0	1	1	22	0	0	0
	Hancock	11	0	0	0	0	0	0	0
	Henderson	3	0	0	0	3	0	0	0
	Knox	46	0	0	0	46	0	1	1
	McDonough	2	0	0	0	2	0	0	0
	Warren	17	0	0	0	17	0	0	0
9th Circuit Total		**99**	**0**	**1**	**1**	**101**	**0**	**1**	**1**
10th	Marshall	1	0	0	0	1	0	0	0
	Peoria	118	0	0	0	118	0	0	0
	Putnam	9	0	0	0	9	2	6	8
	Stark	10	0	0	0	10	0	0	0
	Tazewell	83	0	0	0	83	2	0	2
10th Circuit Total		**221**	**0**	**0**	**0**	**221**	**4**	**6**	**10**
11th	Ford	13	0	0	0	13	0	0	0
	Livingston	47	0	0	2	49	0	4	4
	Logan	26	0	0	1	27	0	0	0
	McLean	58	0	2	0	60	3	0	3
	Woodford	14	0	0	1	15	0	0	0
llth Circuit Total		**158**	**0**	**2**	**4**	**164**	**3**	**4**	**7**
12th	Will	227	0	0	0	227	15	5	20
12th Circuit Total		**227**	**0**	**0**	**0**	**227**	**15**	**5**	**20**
13th	Bureau	26	0	1	0	27	0	0	0
	Grundy	17	0	0	0	17	4	0	4
	La Salle	76	0	0	0	76	0	0	0
13th Circuit Total		**119**	**0**	**1**	**0**	**120**	**4**	**0**	**4**
14th	Henry	30	0	1	3	34	0	0	0
	Mercer	0	0	0	0	0	1	0	1
	Rock Island	70	0	0	0	70	2	1	3
	Whiteside	104	0	7	6	117	0	0	0
14th Circuit Total		**204**	**0**	**8**	**9**	**221**	**3**	**1**	**4**

Circuit	County	Adjudications: Delinquent	Addicted	MRAI	Truant	Total	Auto. Crim. Prosec.	Discret. Crim. Prosec.	Total
15th	Carroll	18	0	0	1	19	0	0	0
	Jo Daviess	1	0	0	0	1	0	0	0
	Lee	13	0	0	0	13	0	1	1
	Ogle	93	0	1	1	95	0	1	1
	Stephenson	0	0	0	0	0	0	0	0
15th Circuit Total		**125**	**0**	**1**	**2**	**128**	**0**	**2**	**2**
16th	De Kalb	61	0	0	0	61	0	0	0
	Kane	300	0	0	0	300	1	1	2
	Kendall	28	0	0	0	28	0	1	1
16th Circuit Total		**389**	**0**	**0**	**0**	**389**	**1**	**2**	**3**
17th	Boone	26	0	0	0	26	0	0	0
	Winnebago	119	0	0	0	119	6	0	6
17th Circuit Total		**145**	**0**	**0**	**0**	**145**	**6**	**0**	**6**
18th	Du Page	Did Not Report					Did Not Report		
18th Circuit Total		**Did Not Report**					**Did Not Report**		
19th	Lake	174	0	0	0	174	1	1	2
	McHenry	79	0	0	0	79	2	1	3
19th Circuit Total		**253**	**0**	**0**	**0**	**253**	**3**	**2**	**5**
20th	Monroe	39	0	1	0	40	0	0	0
	Perry	6	0	0	0	6	0	0	0
	Randolph	25	0	1	4	30	0	0	0
	St. Clair	374	0	2	38	414	2	0	2
	Washington	6	0	1	0	7	0	0	0
20th Circuit Total		**450**	**0**	**5**	**42**	**497**	**2**	**0**	**2**
21st	Iroquois	30	0	0	3	33	0	0	0
	Kankakee	65	0	0	1	66	1	3	4
21st Circuit Total		**95**	**0**	**0**	**4**	**99**	**1**	**3**	**4**
Downstate		**3,664**	**0**	**29**	**69**	**3,762**	**69**	**36**	**105**
Cook Juvenile		4,583	5	17	0	4,605	773	26	799
Cook County Total		**4,583**	**5**	**17**	**0**	**4,605**	**773**	**26**	**799**
State Total		**8,247**	**5**	**46**	**69**	**8,367**	**842**	**62**	**904**

Juvenile Detention Admissions and Commitments to IDOC Report

(Calendar Year 1993)

Circuit	County	Pending Hearing: Less than 36 Hours	Pending Hearing: More than 36 Hours	As Court Disposition	For Cont.*	Total	Full Commit. to IDOC	Eval. Commit. to IDOC	Habitual Offender Commit. to IDOC	Total
1st	Alexander	4	18	2	0	24	0	0	0	0
	Jackson	2	28	0	0	30	0	0	0	0
	Johnson	2	5	0	0	7	2	0	0	2
	Massac	4	6	5	0	15	2	0	0	2
	Pope	0	1	0	0	1	0	0	0	0
	Pulaski	1	5	0	0	6	0	0	0	0
	Saline	10	1	0	0	11	0	0	0	0
	Union	6	3	1	0	10	0	0	0	0
	Williamson	9	3	2	1	15	2	0	0	2
1st Circuit Total		**38**	**70**	**10**	**1**	**119**	**6**	**0**	**0**	**6**
2nd	Crawford	0	6	0	1	7	3	0	0	3
	Edwards	1	0	2	0	3	0	1	0	1
	Franklin	16	4	1	0	21	3	1	0	4
	Gallatin	0	0	0	0	0	0	0	0	0
	Hamilton	0	0	1	1	2	0	0	0	0
	Hardin	2	0	0	0	2	0	0	0	0
	Jefferson	6	4	7	4	21	1	0	0	1
	Lawrence	1	0	0	0	1	1	0	0	1
	Richland	4	12	2	0	18	0	1	0	1
	Wabash	0	2	0	0	2	0	0	0	0
	Wayne	0	4	1	0	5	3	0	0	3
	White	0	0	0	0	0	0	0	0	0
2nd Circuit Total		**30**	**32**	**14**	**6**	**82**	**11**	**3**	**0**	**14**
3rd	Bond	1	0	0	0	1	0	0	0	0
	Madison	94	136	16	2	248	18	3	0	21
3rd Circuit Total		**95**	**136**	**16**	**2**	**249**	**18**	**3**	**0**	**21**
4th	Christian	0	0	9	0	9	2	2	0	4
	Clay	3	2	2	0	7	0	3	0	3
	Clinton	5	2	4	0	11	0	0	0	0
	Effingham	15	2	19	0	36	2	0	0	2
	Fayette	4	2	4	1	11	1	0	0	1
	Jasper	1	1	1	0	3	1	0	0	1
	Marion	3	1	2	0	6	0	0	0	0
	Montgomery	0	4	4	0	8	1	1	0	2
	Shelby	1	0	0	0	1	0	0	0	0
4th Circuit Total		**32**	**14**	**45**	**1**	**92**	**7**	**6**	**0**	**13**
5th	Clark	0	0	0	0	0	0	0	0	0
	Coles	9	8	24	0	41	0	12	0	12
	Cumberland	0	0	0	0	0	0	0	0	0
	Edgar	2	0	0	0	2	0	0	0	0
	Vermilion	0	33	7	1	41	14	3	0	17
5th Circuit Total		**11**	**41**	**31**	**1**	**84**	**14**	**15**	**0**	**29**
6th	Champaign	99	69	126	16	310	29	0	3	32
	De Witt	0	7	3	0	10	2	1	0	3
	Douglas	1	1	0	0	2	0	2	0	2
	Macon	95	198	183	5	481	32	3	0	35
	Moultrie	1	1	1	0	3	2	0	0	2
	Piatt	0	1	0	0	1	0	0	0	0
6th Circuit Total		**196**	**277**	**313**	**21**	**807**	**65**	**6**	**3**	**74**

Circuit	County	Pending Hearing: Less than 36 Hours	Pending Hearing: More than 36 Hours	As Court Disposition	For Cont.*	Total	Full Commit. to IDOC	Eval. Commit. to IDOC	Habitual Offender Commit. to IDOC	Total
7th	Greene	0	0	2	0	2	0	0	0	0
	Jersey	0	10	9	0	19	2	0	0	2
	Macoupin	1	10	5	0	16	3	2	0	5
	Morgan	12	10	8	1	31	2	0	0	2
	Sangamon	150	112	63	26	351	32	4	0	36
	Scott	0	0	0	0	0	0	0	0	0
7th Circuit Total		**163**	**142**	**87**	**27**	**419**	**39**	**6**	**0**	**45**
8th	Adams	25	67	30	8	130	9	1	0	10
	Brown	2	1	0	0	3	0	1	0	1
	Calhoun	0	0	0	0	0	0	0	0	0
	Cass	0	0	0	0	0	0	0	0	0
	Mason	2	3	7	0	12	11	3	0	14
	Menard	1	4	0	0	5	1	0	0	1
	Pike	4	1	1	0	6	1	6	0	7
	Schuyler	0	1	0	0	1	1	0	0	1
8th Circuit Total		**34**	**77**	**38**	**8**	**157**	**23**	**11**	**0**	**34**
9th	Fulton	2	8	1	1	12	1	0	0	1
	Hancock	5	6	7	0	18	0	0	0	0
	Henderson	1	0	0	0	1	0	0	0	0
	Knox	74	33	37	5	149	3	4	0	7
	McDonough	1	4	0	0	5	0	1	0	1
	Warren	9	12	2	0	23	1	0	0	1
9th Circuit Total		**92**	**63**	**47**	**6**	**208**	**5**	**5**	**0**	**10**
10th	Marshall	1	0	1	0	2	0	1	0	1
	Peoria	111	120	87	1	319	40	4	7	51
	Putnam	1	0	0	0	1	0	1	0	1
	Stark	5	0	1	0	6	1	2	0	3
	Tazewell	46	51	2	6	105	4	4	0	8
10th Circuit Total		**164**	**171**	**91**	**7**	**433**	**45**	**12**	**7**	**64**
11th	Ford	1	1	0	0	2	1	0	0	1
	Livingston	11	15	24	2	52	6	0	0	6
	Logan	1	9	2	2	14	5	2	0	7
	McLean	13	62	14	0	89	8	5	0	13
	Woodford	6	8	1	0	15	3	2	0	5
11th Circuit Total		**32**	**95**	**41**	**4**	**172**	**23**	**9**	**0**	**32**
12th	Will	162	248	181	23	614	29	35	5	69
12th Circuit Total		**162**	**248**	**181**	**23**	**614**	**29**	**35**	**5**	**69**
13th	Bureau	2	9	9	13	33	6	2	0	8
	Grundy	2	17	5	1	25	2	2	0	4
	La Salle	23	69	24	61	177	4	10	0	14
13th Circuit Total		**27**	**95**	**38**	**75**	**235**	**12**	**14**	**0**	**26**
14th	Henry	8	7	10	5	30	2	0	0	2
	Mercer	0	6	1	0	7	1	1	0	2
	Rock Island	80	42	9	2	133	9	11	0	20
	Whiteside	7	52	94	0	153	9	5	1	15
14th Circuit Total		**95**	**107**	**114**	**7**	**323**	**21**	**17**	**1**	**39**

Circuit	County	Pending Hearing: Less than 36 Hours	Pending Hearing: More than 36 Hours	As Court Disposition	For Cont*	Total	Full Commit. to IDOC	Eval. Commit. to IDOC	Habitual Offender Commit. to IDOC	Total
15th	Carroll	8	7	1	0	16	3	2	0	5
	Jo Daviess	2	0	0	0	2	1	1	0	2
	Lee	10	14	12	4	40	0	3	0	3
	Ogle	43	21	29	0	93	19	9	4	32
	Stephenson	0	10	2	0	12	17	10	0	27
15th Circuit Total		**63**	**52**	**44**	**4**	**163**	**40**	**25**	**4**	**69**
16th	De Kalb	29	34	15	3	81	3	2	0	5
	Kane	374	37	151	3	565	22	10	4	36
	Kendall	8	4	2	0	14	1	0	0	1
16th Circuit Total		**411**	**75**	**168**	**6**	**660**	**26**	**12**	**4**	**42**
17th	Boone	10	9	17	3	39	4	5	0	9
	Winnebago	55	336	136	37	564	39	14	0	53
17th Circuit Total		**65**	**345**	**153**	**40**	**603**	**43**	**19**	**0**	**62**
18th	Du Page	Detail Not	Available			647	23	1	0	24
18th Circuit Total		**Detail Not**	**Available**			**647**	**23**	**1**	**0**	**24**
19th	Lake	143	318	55	2	518	24	28	1	53
	McHenry	11	27	37	4	79	8	6	0	14
19th Circuit Total		**154**	**345**	**92**	**6**	**597**	**32**	**34**	**1**	**67**
20th	Monroe	2	7	0	1	10	4	0	0	4
	Perry	12	3	0	0	15	0	0	0	0
	Randolph	1	6	1	0	8	4	0	0	4
	St. Clair	272	162	317	79	830	5	0	0	5
	Washington	1	5	1	0	7	1	0	9	10
20th Circuit Total		**288**	**183**	**319**	**80**	**870**	**14**	**0**	**9**	**23**
21st	Iroquois	3	2	0	0	5	2	1	0	3
	Kankakee	19	12	5	13	49	11	5	0	16
21st Circuit Total		**22**	**14**	**5**	**13**	**54**	**13**	**6**	**0**	**19**
Downstate		**2,174**	**2,582**	**1,847**	**338**	**7,588**	**509**	**239**	**34**	**782**
Cook Juvenile		7,418	87	1,243	0	8,748	687	0	0	687
Cook County Total		**7,418**	**87**	**1,243**	**0**	**8,748**	**687**	**0**	**0**	**687**
State Total		**9,592**	**2,669**	**3,090**	**338**	**15,689**	**1,196**	**239**	**34**	**1,469**

*For Contempt

Juvenile Placements Report
(Calendar Year 1993)

Circuit	County	Placement Foster Home In State	Placement Foster Home Out of State	Group Home In State	Group Home Out of State	Residential Treatment In State	Residential Treatment Out of State	Placed w/relative In State	Placed w/relative Out of State	Total
1st	Alexander	1	0	0	0	0	0	0	0	1
	Jackson	1	0	1	2	3	0	2	1	10
	Johnson	0	0	0	0	0	0	0	0	0
	Massac	0	0	1	0	0	0	0	0	1
	Pope	0	0	0	0	0	0	1	0	1
	Pulaski	0	0	1	0	0	0	2	0	3
	Saline	1	0	0	0	0	0	1	0	2
	Union	0	0	0	0	0	0	0	0	0
	Williamson	1	0	0	0	0	0	3	0	4
1st Circuit Total		**4**	**0**	**3**	**2**	**3**	**0**	**9**	**1**	**22**
2nd	Crawford	0	0	0	0	2	0	0	0	2
	Edwards	1	0	0	0	0	0	0	0	0
	Franklin	6	0	2	0	2	4	1	0	15
	Gallatin	0	0	0	0	0	0	1	0	1
	Hamilton	0	0	0	0	0	0	0	0	0
	Hardin	0	0	0	0	0	0	2	0	2
	Jefferson	1	0	2	0	1	0	0	0	4
	Lawrence	0	0	0	0	0	0	0	0	0
	Richland	0	0	0	0	0	0	6	0	6
	Wabash	2	0	0	0	0	0	0	0	2
	Wayne	0	0	0	0	1	0	0	0	1
	White	0	0	0	0	0	1	1	0	2
2nd Circuit Total		**10**	**0**	**4**	**0**	**6**	**5**	**11**	**0**	**36**
3rd	Bond	1	0	0	0	0	0	0	0	1
	Madison	0	0	2	0	3	1	0	1	7
3rd Circuit Total		**1**	**0**	**2**	**0**	**3**	**1**	**0**	**1**	**8**
4th	Christian	3	0	0	0	0	0	7	0	10
	Clay	0	0	0	0	0	0	1	0	1
	Clinton	0	0	0	0	0	0	0	0	0
	Effingham	0	0	0	0	0	0	0	0	0
	Fayette	1	0	0	0	0	0	0	0	1
	Jasper	0	0	0	0	0	0	0	0	0
	Marion	0	0	1	0	0	1	0	1	3
	Montgomery	0	0	0	0	0	0	0	0	0
	Shelby	0	0	1	0	0	0	0	0	1
4th Circuit Total		**4**	**0**	**2**	**0**	**0**	**1**	**8**	**1**	**16**
5th	Clark	0	0	0	0	0	0	0	0	0
	Coles	7	1	5	0	5	0	1	0	19
	Cumberland	0	0	0	0	0	0	0	0	0
	Edgar	0	0	0	0	0	0	0	0	0
	Vermilion	0	0	2	0	6	0	0	0	8
5th Circuit Total		**7**	**1**	**7**	**0**	**11**	**0**	**1**	**0**	**27**
6th	Champaign	0	0	0	1	2	0	4	3	10
	De Witt	1	0	0	0	10	0	0	0	11
	Douglas	0	0	0	0	0	1	0	1	2
	Macon	8	0	7	1	40	2	31	9	98
	Moultrie	0	0	0	0	0	0	0	0	0
	Piatt	0	0	0	0	0	0	0	0	0
6th Circuit Total		**9**	**0**	**7**	**2**	**52**	**3**	**35**	**13**	**121**

Circuit	County	Placement Foster Home In State	Placement Foster Home Out of State	Group Home In State	Group Home Out of State	Residential Treatment In State	Residential Treatment Out of State	Placed w/relative In State	Placed w/relative Out of State	Total
7th	Greene	12	0	0	0	1	0	0	0	13
	Jersey	0	0	0	0	0	0	12	0	12
	Macoupin	0	0	2	0	0	0	0	0	2
	Morgan	0	0	0	0	0	0	0	0	0
	Sangamon	6	0	8	0	29	0	3	0	46
	Scott	0	0	0	0	0	0	0	0	0
7th Circuit Total		**18**	**0**	**10**	**0**	**30**	**0**	**15**	**0**	**73**
8th	Adams	29	0	1	0	8	0	3	0	41
	Brown	0	0	0	0	0	0	0	0	0
	Calhoun	0	0	0	0	0	0	0	0	0
	Cass	0	0	0	0	0	0	0	0	0
	Mason	0	0	1	0	0	0	0	0	1
	Menard	0	0	0	0	1	0	1	0	2
	Pike	0	0	0	0	2	0	19	0	21
	Schuyler	0	0	0	0	0	0	0	0	0
8th Circuit Total		**0**	**0**	**2**	**0**	**11**	**0**	**23**	**0**	**36**
9th	Fulton	0	0	1	0	5	0	0	0	6
	Hancock	1	0	0	1	4	0	1	1	8
	Henderson	0	0	1	1	0	0	2	0	4
	Knox	0	1	11	0	1	0	2	0	15
	McDonough	1	0	0	0	4	0	0	0	5
	Warren	2	0	1	0	2	0	0	0	5
9th Circuit Total		**4**	**1**	**14**	**2**	**16**	**0**	**5**	**1**	**43**
10th	Marshall	0	0	0	0	0	0	0	0	0
	Peoria	7	0	5	1	13	0	0	0	26
	Putnam	1	0	0	1	2	0	0	3	7
	Stark	1	0	0	0	5	0	1	2	9
	Tazewell	2	0	0	0	19	0	0	0	21
10th Circuit Total		**11**	**0**	**5**	**2**	**39**	**0**	**1**	**5**	**63**
11th	Ford	2	0	4	0	2	0	0	0	8
	Livingston	5	0	0	0	5	0	1	0	11
	Logan	0	0	1	0	1	0	0	0	2
	McLean	5	0	6	0	13	0	0	0	24
	Woodford	2	0	0	0	6	0	1	0	9
llth Circuit Total		**14**	**0**	**11**	**0**	**27**	**0**	**2**	**0**	**54**
12th	Will	7	0	5	0	6	3	0	7	28
12th Circuit Total		**7**	**0**	**5**	**0**	**6**	**3**	**0**	**7**	**28**
13th	Bureau	0	0	0	0	2	0	0	2	4
	Grundy	0	0	0	0	1	0	0	0	1
	La Salle	2	0	2	0	7	0	1	1	13
13th Circuit Total		**2**	**0**	**2**	**0**	**10**	**0**	**1**	**3**	**18**
14th	Henry	0	0	1	0	7	0	3	0	11
	Mercer	1	0	3	0	1	0	2	0	7
	Rock Island	11	0	0	0	17	0	2	1	31
	Whiteside	2	0	2	0	0	0	0	0	4
14th Circuit Total		**14**	**0**	**6**	**0**	**25**	**0**	**7**	**1**	**53**

Circuit	County	Placement Foster Home		Group Home		Residential Treatment		Placed w/relative		Total
		In State	Out of State	In State	Out of State	In State	Out of State	In State	Out of State	
15th	Carroll	0	0	0	0	0	0	5	0	5
	Jo Daviess	0	0	0	0	0	0	1	0	1
	Lee	2	0	3	0	9	0	3	0	17
	Ogle	0	0	21	0	11	0	1	1	34
	Stephenson	0	1	1	0	1	0	0	0	3
15th Circuit Total		**2**	**1**	**25**	**0**	**21**	**0**	**10**	**1**	**60**
16th	De Kalb	1	0	1	0	1	0	0	0	3
	Kane	0	2	2	2	7	6	0	0	19
	Kendall	3	0	0	0	0	0	1	0	4
16th Circuit Total		**4**	**2**	**3**	**2**	**8**	**6**	**0**	**0**	**25**
17th	Boone	4	0	4	0	2	0	1	0	11
	Winnebago	12	0	4	1	35	1	23	1	77
17th Circuit Total		**16**	**0**	**8**	**1**	**37**	**1**	**24**	**1**	**88**
18th	Du Page	3	0	7	0	3	17	1	0	31
18th Circuit Total		**3**	**0**	**7**	**0**	**3**	**17**	**1**	**0**	**31**
19th	Lake	1	0	0	0	59	14	0	0	74
	McHenry	0	0	0	0	11	2	0	0	13
19th Circuit Total		**1**	**0**	**0**	**0**	**70**	**16**	**0**	**0**	**87**
20th	Monroe	0	0	1	0	0	0	0	0	1
	Perry	0	0	0	0	0	0	0	0	0
	Randolph	0	0	2	1	0	0	0	0	3
	St. Clair	4	0	0	0	0	7	0	1	12
	Washington	1	0	3	1	0	1	0	0	6
20th Circuit Total		**5**	**0**	**6**	**2**	**0**	**8**	**0**	**1**	**22**
21st	Iroquois	0	0	1	0	2	0	0	1	4
	Kankakee	0	0	0	0	1	1	9	2	13
21st Circuit Total		**0**	**0**	**1**	**0**	**3**	**1**	**9**	**3**	**17**
Downstate		**165**	**5**	**130**	**13**	**381**	**62**	**163**	**39**	**958**
Cook Juvenile		0	0	0	0	0	0	0	0	0
Cook County Total		**0**	**0**	**0**	**0**	**0**	**0**	**0**	**0**	**0**
State Total		**165**	**5**	**130**	**13**	**381**	**62**	**163**	**39**	**958**

Restitution and Public Community Service Report

(1993)

Circuit	County	CY	FY	Restitution Collected From Adults	Restitution Collected From Juveniles	Total Restitution Collected	Adult Public/Comm Service Performed	Juvenile Public/Comm Service Performed	Total Hours Performed
1st	Alexander		X	$5,103.65	$244.50	$5,348.15	4,916	311	5,227
	Jackson	X		$74,986.72	$1,003.88	$75,990.60	14,774	266	15,040
	Johnson	X		$17,081.75	$1,580.31	$18,662.06	1,054	291	1,345
	Massac	X		$23,471.71	$3,131.49	$26,603.20	31,154	1,321	32,475
	Pope		X	$7,514.81	$0.00	$7,514.81	34	0	34
	Pulaski	X		$13,397.14	$15.00	$13,412.14	1,345	200	1,545
	Saline		X	$68,696.50	$1,872.03	$70,568.53	16,428	225	16,653
	Union	X		$21,303.43	$1,490.21	$22,793.64	4,030	412	4,442
	Williamson	X		$193,358.56	$6,882.18	$200,240.74	20,480	0	20,480
1st Circuit Total				**$424,914.27**	**$16,219.60**	**$441,133.87**	**94,215**	**3,026**	**97,241**
2nd	Crawford	X		$35,115.97	$1,997.93	$37,113.90	1,026	265	1,291
	Edwards		X	$21,974.30	$125.00	$22,099.30	1,071	120	1,191
	Franklin	X		$60,107.96	$0.00	$60,107.96	10,757	0	10,757
	Gallatin	X		$3,428.13	$65.11	$3,493.24	1,558	397	1,955
	Hamilton	X		$6,934.74	$0.00	$6,934.74	370	100	470
	Hardin	X		$8,687.36	$0.00	$8,687.36	2,940	35	2,975
	Jefferson	X		$34,070.47	$0.00	$34,070.47	7,255	0	7,255
	Lawrence	X		$5,040.56	$209.78	$5,250.34	3,526	170	3,696
	Richland	X		$23,060.46	$235.00	$23,295.46	1,992	0	1,992
	Wabash	X		$3,167.91	$6,091.58	$9,259.49	948	475	1,423
	Wayne		X	$23,107.59	$351.89	$23,459.48	2,476	664	3,140
	White	X		$13,937.53	$610.00	$14,547.53	2,185	56	2,241
2nd Circuit Total				**$238,632.98**	**$9,686.29**	**$248,319.27**	**36,104**	**2,282**	**38,386**
3rd	Bond	X		$40,516.26	$0.00	$40,516.26	934	262	1,196
	Madison	X		$106,720.71	$12,015.02	$118,735.73	29,291	293	29,584
3rd Circuit Total				**$147,236.97**	**$12,015.02**	**$159,251.99**	**30,225**	**555**	**30,780**
4th	Christian		X	$41,489.94	$1,932.23	$43,422.17	1,815	75	1,890
	Clay	X		$34,621.66	$1,662.67	$36,284.33	2,470	522	2,992
	Clinton	X		$68,893.02	$6,354.88	$75,247.90	4,229	1,398	5,627
	Effingham	X		$28,481.52	$2,715.63	$31,197.15	3,307	2,161	5,468
	Fayette	X		$37,945.11	$1,768.87	$39,713.98	1,207	326	1,533
	Jasper	X		$18,461.53	$1,410.95	$19,872.48	3,475	1,387	4,862
	Marion	X		$55,969.25	$5,123.52	$61,092.77	15,479	4,335	19,814
	Montgomery	X		$45,433.17	$24,494.28	$69,927.45	7,417	1,722	9,139
	Shelby	X		$39,971.95	$1,319.46	$41,291.41	2,973	323	3,296
4th Circuit Total				**$371,267.15**	**$46,782.49**	**$418,049.64**	**42,372**	**12,249**	**54,621**
5th	Clark		X	$15,336.24	$2,832.35	$18,168.59	5,214	207	5,421
	Coles		X	$60,438.78	$4,971.05	$65,409.83	20,665	1,349	22,014
	Cumberland	X		$0.00	$0.00	$0.00	2,965	103	3,068
	Edgar		X	$39,050.27	$1,719.48	$40,769.75	3,559	125	3,684
	Vermilion	X		$84,878.05	$0.00	$84,878.05	124,066	8,873	132,939
5th Circuit Total				**$199,703.34**	**$9,522.88**	**$209,226.22**	**156,469**	**10,657**	**167,126**
6th	Champaign		X	$154,629.41	$13,315.46	$167,944.87	119,679	2,683	122,362
	De Witt	X		$17,937.18	$2,625.67	$20,562.85	495	17	512
	Douglas	X		$15,107.09	$740.00	$15,847.09	895	204	1,099
	Macon	X		$153,550.04	$11,392.51	$164,942.55	4,978	4,574	9,552
	Moultrie	X		$9,638.95	$915.20	$10,554.15	2,730	518	3,248
	Piatt	X		$13,640.45	$1,622.69	$15,263.14	4,557	3,907	8,464
6th Circuit Total				**$364,503.12**	**$30,611.53**	**$395,114.65**	**133,334**	**11,903**	**145,237**

Circuit	County	CY	FY	Restitution Collected From Adults	Restitution Collected From Juveniles	Total Restitution Collected	Adult Public/Comm Service Performed	Juvenile Public/Comm Service Performed	Total Hours Performed
7th	Greene		X	$3,631.62	$0.00	$3,631.62	1,375	0	1,375
	Jersey		X	$52,435.20	$900.19	$53,335.39	3,415	575	3,990
	Macoupin	X		$29,691.05	$4,801.51	$34,492.56	3,833	2,328	6,161
	Morgan		X	$52,303.24	$2,106.63	$54,409.87	615	1,885	2,500
	Sangamon Adult	X		$279,271.65	--	$279,271.65	14,384	–	14,384
	Sangamon Juv.	X		--	$15,658.98	$15,658.98	–	1,216	1,216
	Scott		X	$4,090.09	$0.00	$4,090.09	60	164	224
7th Circuit Total				**$421,422.85**	**$23,467.31**	**$444,890.16**	**23,682**	**6,168**	**29,850**
8th	Adams		X	$275,150.16	$0.00	$275,150.16	10,220	506	10,726
	Brown		X	$10,740.54	$300.00	$11,040.54	246	115	361
	Calhoun	X		$13,188.55	$0.00	$13,188.55	915	0	915
	Cass	X		$37,356.57	$0.00	$37,356.57	0	0	0
	Mason	X		$19,643.34	$3,894.02	$23,537.36	756	1,394	2,150
	Menard		X	$18,296.73	$0.00	$18,296.73	210	296	506
	Pike	X		$18,554.65	$0.00	$18,554.65	1,665	180	1,845
	Schuyler		X	$10,275.49	$2,071.00	$12,346.49	343	212	555
8th Circuit Total				**$403,206.03**	**$6,265.02**	**$409,471.05**	**14,355**	**2,703**	**17,058**
9th	Fulton	X	X	$62,756.37	$4,544.56	$67,300.93	5,302	30	5,332
	Hancock		X	$29,722.22	$3,755.02	$33,477.24	270	1,090	1,360
	Henderson		X	$9,851.70	$801.49	$10,653.19	295	10	305
	Knox	X		$62,629.04	$6,603.39	$69,232.43	2,611	932	3,543
	McDonough		X	$43,738.55	$4,685.69	$48,424.24	1,976	40	2,016
	Warren	X		$39,188.38	$4,028.15	$43,216.53	2,401	2,544	4,945
9th Circuit Total				**$247,886.26**	**$24,418.30**	**$272,304.56**	**12,855**	**4,646**	**17,501**
10th	Marshall		X	$15,000.29	$0.00	$15,000.29	655	825	1,480
	Peoria	X		$140,001.42	$2,383.20	$142,384.62	60,716	184	60,900
	Putnam		X	$3,347.14	$1,186.00	$4,533.14	824	80	904
	Stark		X	$20,748.79	$1,255.00	$22,003.79	237	502	739
	Tazewell		X	$77,232.82	$5,020.97	$82,253.79	13,866	2,292	16,158
10th Circuit Total				**$256,330.46**	**$9,845.17**	**$266,175.63**	**76,298**	**3,883**	**80,181**
11th	Ford		X	$12,668.84	$0.00	$12,668.84	5,179	784	5,963
	Livingston	X		$41,797.83	$10,474.75	$52,272.58	3,123	1,260	4,383
	Logan	X		$49,027.38	$0.00	$49,027.38	3,295	1,880	5,175
	McLean	X		$293,140.60	$12,038.75	$305,179.35	21,324	605	21,929
	Woodford	X		$53,905.29	$11,592.35	$65,497.64	4,975	733	5,708
11th Circuit Total				**$450,539.94**	**$34,105.85**	**$484,645.79**	**37,896**	**5,262**	**43,158**
12th	Will	X		$110,221.65	$30,937.63	$141,159.28	5,362	5,057	10,419
12th Circuit Total				**$110,221.65**	**$30,937.63**	**$141,159.28**	**5,362**	**5,057**	**10,419**
13th	Bureau	X		$6,373.70	$8,894.72	$15,268.42	275	448	723
	Grundy	X		$79,804.06	$8,903.79	$88,707.85	1,026	1,346	2,372
	La Salle	X		$263,669.20	$7,999.58	$271,668.78	3,924	860	4,784
13th Circuit Total				**$349,846.96**	**$25,798.09**	**$375,645.05**	**5,225**	**2,654**	**7,879**
14th	Henry	X		$121,676.51	$11,783.13	$133,459.64	0	0	0
	Mercer		X	$62,940.92	$981.14	$63,922.06	34,155	282	34,437
	Rock Island	X		$200,393.14	$0.00	$200,393.14	1,397	132	1,529
	Whiteside	X		$108,241.82	$7,845.26	$116,087.08	19,420	6,525	25,945
14th Circuit Total				**$493,252.39**	**$20,609.53**	**$513,861.92**	**54,972**	**6,939**	**61,911**

Circuit	County	CY	FY	Restitution Collected From Adults	Restitution Collected From Juveniles	Total Restitution Collected	Adult Public/Comm Service Performed	Juvenile Public/Comm Service Performed	Total Hours Performed
15th	Carroll		X	$32,622.11	$1,475.43	$34,097.54	730	490	1,220
	Jo Daviess	X		$25,313.99	$3,001.73	$28,315.72	930	1,082	2,012
	Lee		X	$50,254.01	$1,711.12	$51,965.13	3,996	1,297	5,293
	Ogle	X		$61,983.50	$4,937.69	$66,921.19	5,479	1,168	6,647
	Stephenson		X	$36,758.95	$1,248.97	$38,007.92	21,714	927	22,641
15th Circuit Total				**$206,932.56**	**$12,374.94**	**$219,307.50**	**32,849**	**4,964**	**37,813**
16th	De Kalb		X	$129,609.26	$12,840.85	$142,450.11	18,109	1,474	19,583
	Kane		X	$99,440.95	$36,536.02	$135,976.97	78,904	3,802	82,706
	Kendall		X	$53,793.80	$0.00	$53,793.80	1,520	795	2,315
16th Circuit Total				**$282,844.01**	**$49,376.87**	**$332,220.88**	**98,533**	**6,071**	**104,604**
17th	Boone			$31,783.92	$4,721.14	$36,505.06	1,271	1,635	2,906
	Winnebago	X		$254,765.07	$18,113.62	$272,878.69	59,164	1,672	60,836
17th Circuit Total				**$286,548.99**	**$22,834.76**	**$309,383.75**	**60,435**	**3,307**	**63,742**
18th	Du Page	X		$537,162.21	$66,052.33	$603,214.54	108,670	8,825	117,495
18th Circuit Total				**$537,162.21**	**$66,052.33**	**$603,214.54**	**108,670**	**8,825**	**117,495**
19th	Lake	X		$789,836.00	$87,550.00	$877,386.00	41,267	5,346	46,613
	McHenry	X		$232,330.29	$45,265.56	$277,595.85	102,935	16,360	119,295
19th Circuit Total				**$1,022,166.29**	**$132,815.56**	**$1,154,981.85**	**144,202**	**21,706**	**165,908**
20th	Monroe	X		$31,556.26	$3,494.40	$35,050.66	184	28	212
	Perry	X		$19,322.23	$0.00	$19,322.23	190	45	235
	Randolph	X		$30,860.30	$0.00	$30,860.30	329	621	950
	St. Clair	X		$74,107.00	$6,065.00	$80,172.00	35,048	1,995	37,043
	Washington	X		$10,025.75	$0.00	$10,025.75	560	0	560
20th Circuit Total				**$165,871.54**	**$9,559.40**	**$175,430.94**	**36,311**	**2,689**	**39,000**
21st	Iroquois		X	$51,561.81	$4,527.65	$56,089.46	3,768	1,264	5,032
	Kankakee		X	$79,887.39	$546.00	$80,433.39	13,540	0	13,540
21st Circuit Total				**$131,449.20**	**$5,073.65**	**$136,522.85**	**17,308**	**1,264**	**18,572**
Downstate				**$7,111,939.17**	**$598,372.22**	**$7,710,311.39**	**1,221,672**	**126,810**	**1,348,482**
Cook	Adult	X		$1,373,411.76	--	$1,373,411.76	200,430	–	200,430
	Juvenile	X		--	$124,331.00	$124,331.00	--	14,998	14,998
	Social Service		X	$481,115.37	$0.00	$481,115.37	482,459	–	482,459
Cook County Total				**$1,854,527.13**	**$124,331.00**	**$1,978,858.13**	**682,889**	**14,998**	**697,887**
State Total				**$8,966,466.30**	**$722,703.22**	**$9,689,169.52**	**1,904,561**	**141,808**	**2,046,369**

APPELLATE COURT OF ILLINOIS

MAP OF APPELLATE AND SUPREME COURT JUDICIAL DISTRICTS AND DIRECTORY OF APPELLATE CLERKS

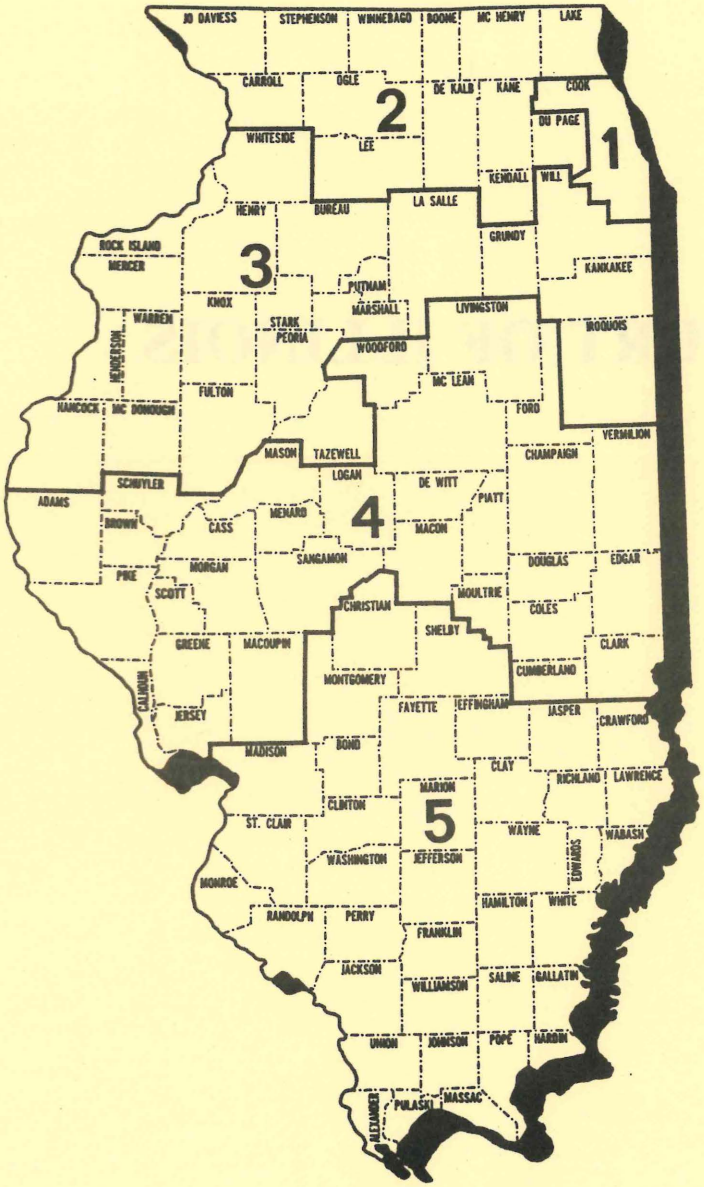

Appellate Court Clerks

First District
160 North LaSalle Street
Chicago (60602)
(312) 793-5600
Gilbert Marchman

Second District
55 North Street
Elgin (60120)
Loren Strotz

Third District
1004 Columbus Street
Ottawa (61350)
Gist Fleshman

Fourth District
Supreme Court Building
Springfield (62701)
Darryl Pratscher

Fifth District
14 & Main Street
Mt. Vernon (62863)
Louis Costa

GRAPHICAL PRESENTATION
OF
FIVE YEAR TRENDS
- -
TOTAL CASELOAD AND CASELOAD BY DISTRICT
- -
APPELLATE COURT OF ILLINOIS

APPELLATE COURT OF ILLINOIS

5 YEAR TREND

CRIMINAL/CIVIL CASELOAD

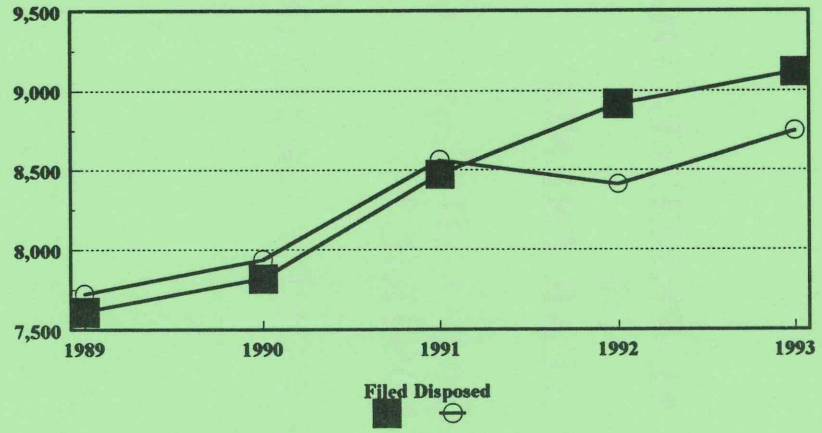

CRIMINAL CASES - FIRST DISTRICT

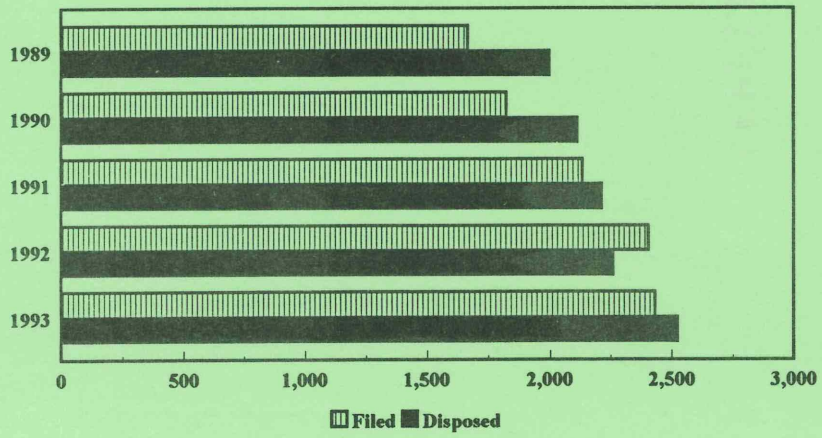

CIVIL CASES - FIRST DISTRICT

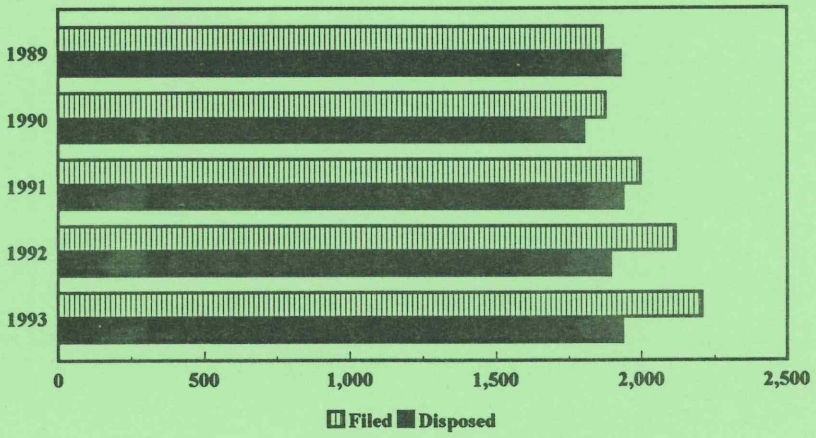

APPELLATE COURT OF ILLINOIS

5 YEAR TREND

CRIMINAL CASES - SECOND DISTRICT

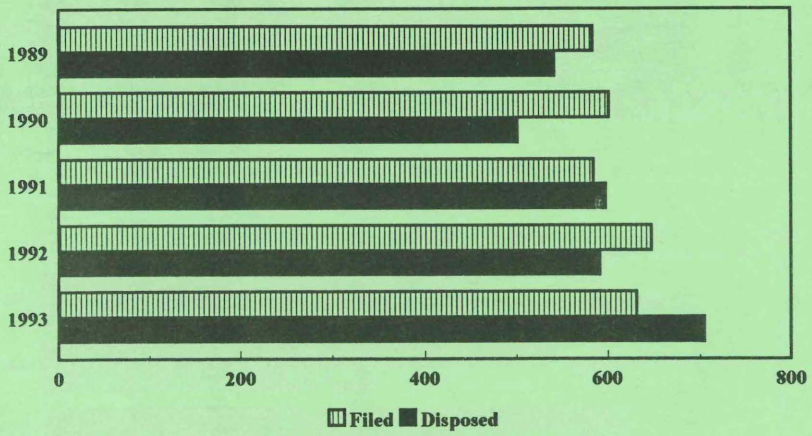

CIVIL CASES - SECOND DISTRICT

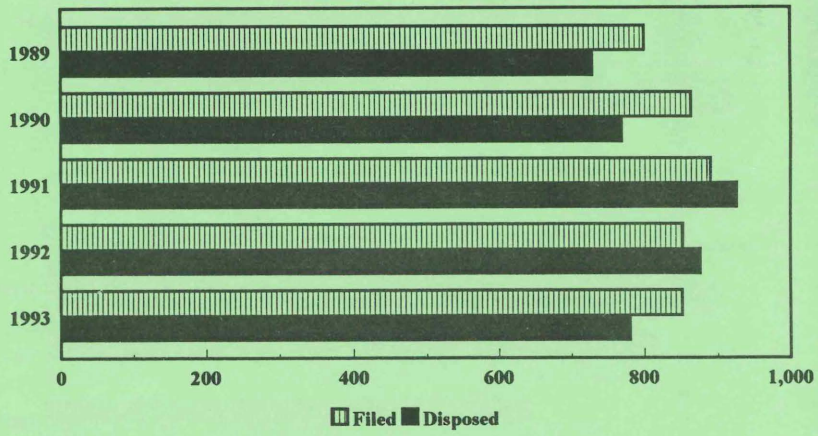

CRIMINAL CASES - THIRD DISTRICT

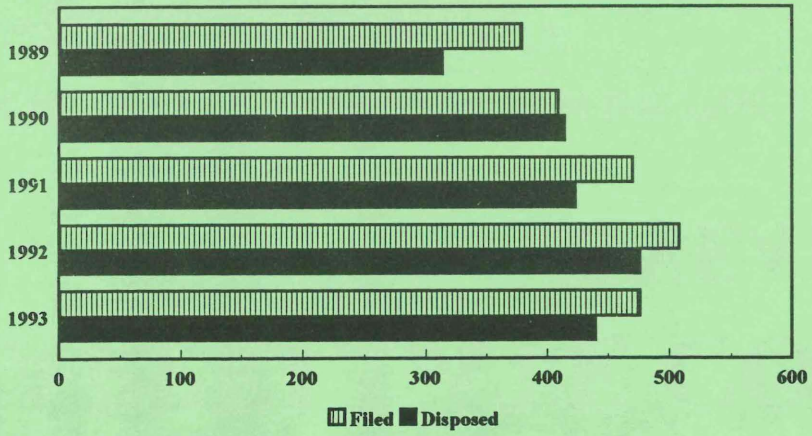

CIVIL CASES - THIRD DISTRICT

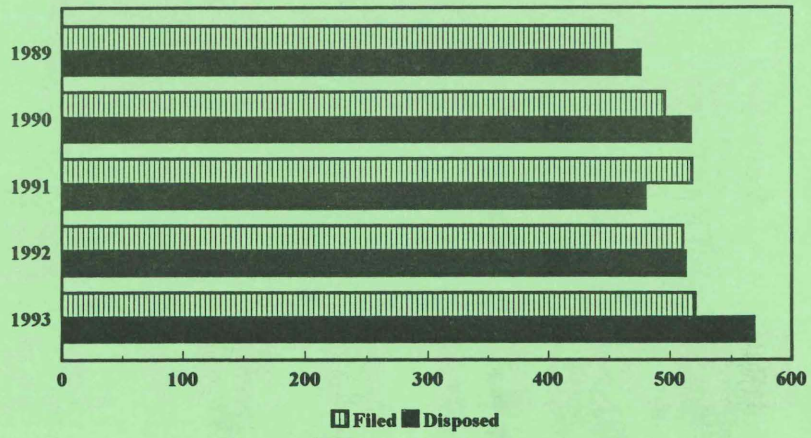

APPELLATE COURT OF ILLINOIS

5 YEAR TREND

CRIMINAL CASES - FOURTH DISTRICT

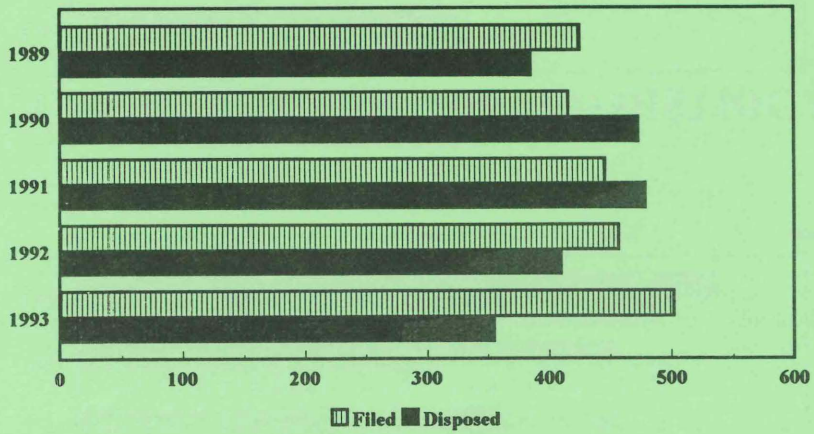

CIVIL CASES - FOURTH DISTRICT

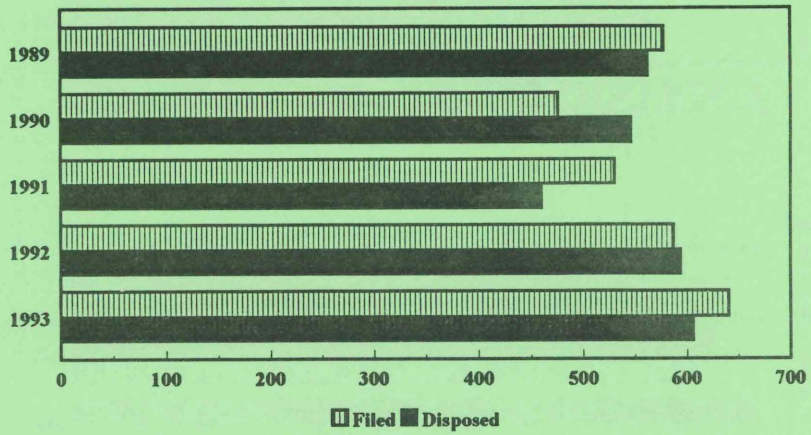

CRIMINAL CASES - FIFTH DISTRICT

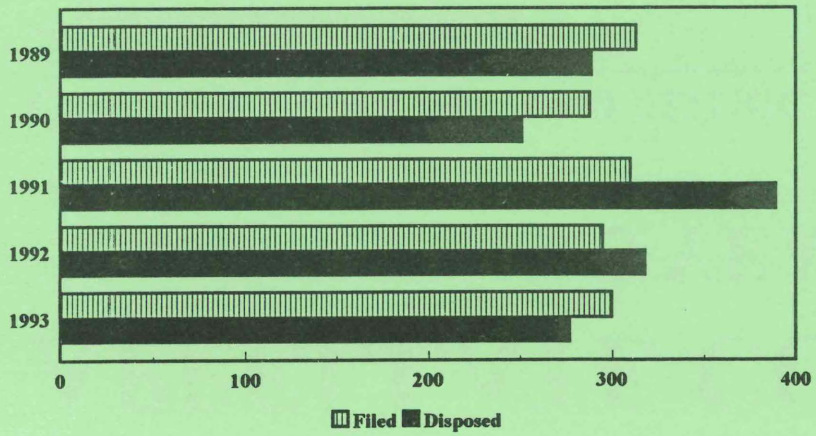

CIVIL CASES - FIFTH DISTRICT

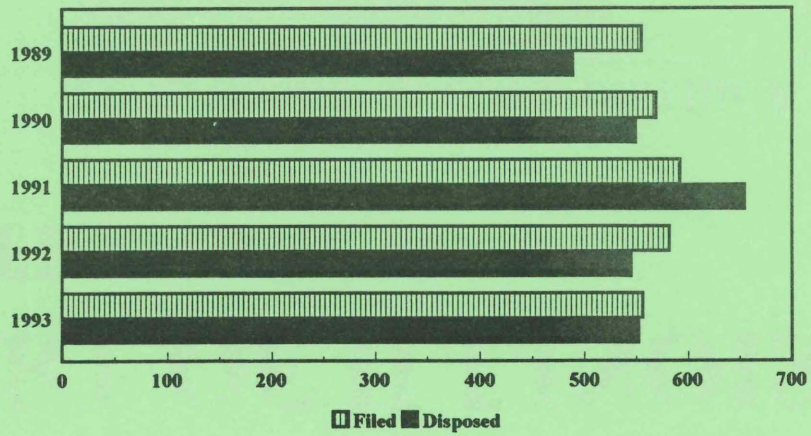

CASELOAD AND STATISTICAL RECORDS
- -
APPELLATE COURT OF ILLINOIS

CASELOAD SUMMARY BY DISTRICT
APPELLATE COURT OF ILLINOIS
(CALENDAR YEAR 1993)

Appellate District	Type of Case	Number of Cases Pending January 1, 1993	Number of Cases Filed During 1993	Number of Cases Reinstated	Number of Cases Disposed of	Number of Cases Disposed of By Opinion	Number of Cases Disposed of By Rule 23 Order	Number of Cases Pending December 31, 1993	Inventory Increase\ Decrease
First	Civil	2,254 (48)	2,139 (67)	61	1,865 (72)	613 (22)	318 (27)	2,589 (43)	335
	Criminal . .	3,444	2,430	75	2,524	375	1,569	3,435	-9
Second	Civil	633 (12)	824 (28)	8	755 (26)	220 (5)	210 (13)	710 (14)	77
	Criminal . .	826	632	4	705	205	331	757	-69
Third	Civil	350 (28)	496 (25)	4	532 (37)	176 (8)	177 (26)	318 (16)	-32
	Criminal . .	473	476	2	440	88	236	511	38
Fourth	Civil	269 (43)	609 (32)	3	558 (48)	198 (9)	141 (31)	323 (27)	54
	Criminal . .	281	502	5	355	90	185	433	152
Fifth	Civil	496 (26)	507 (49)	8 (1)	517 (35)	126 (7)	159 (15)	494 (41)	-2
	Criminal . .	349	300	3	277	53	154	375	26
TOTALS	Civil	4,002 (157)	4,575 (201) 4376	84 (1)	4,227 (218)	1,333 (51)	1,005 (112)	4,434 (141)	432
	Criminal . .	5,373	4,340	89	4,301	811	2,475	5,511	138

( ) Industrial Commission Division Cases - Listed seperately from other Civil Cases.

CASE DISPOSITIONS BY DISTRICT
APPELLATE COURT OF ILLINOIS
(CALENDAR YEAR 1993)

		METHOD OF DISPOSITION															
		Affirmed		Reversed		Affirmed in Part and/or Reversed in Part		Reversed and Remanded		Modified		Vacated and/or Remanded		Dismissed		Disposed of Without Opinion Or Order*	Total Cases Disposed
Appellate District	Type of Case	By Opinion	By Order	By Opinion	By Order	By Opinion	By Order	By Opinion	By Order	By Opinion	By Order	By Opinion	By Order	By Opinion	By Order		
First	Civil	329 (17)	225 (24)	26 (2)	12 (2)	123 (2)	18	111 (2)	34 (2)	0	0	7	2	17	27	934 (23)	1,865 (74)
	Criminal .	237	1,407	15	15	49	70	63	53	0	0	8	12	3	12	580	2,524
Second	Civil	115 (4)	131 (11)	21	10 (1)	22	25	54 (1)	20 (1)	0	0	3	2	5	22	325 (8)	755 (26)
	Criminal .	139	240	5	3	24	36	32	33	0	0	3	10	2	9	168	704
Third	Civil	105 (5)	111 (13)	11	8 (5)	25 (1)	21 (5)	34 (2)	20 (2)	0	0	1	3	0	14 (1)	179 (3)	532 (37)
	Criminal .	44	163	7	8	17	30	15	19	1	0	1	1	3	15	116	440
Fourth	Civil	116 (6)	112 (23)	17 (2)	5 (6)	25 (1)	7 (2)	33	12	0	0	3	1	4	4	219 (8)	558 (48)
	Criminal .	57	155	5	5	19	14	8	3	0	0	1	3	0	5	80	355
Fifth	Civil	58 (4)	100 (10)	8 (2)	5 (4)	11 (1)	23 (1)	47	24	0	0	0	2	2	5	234 (13)	519 (35)
	Criminal .	34	114	1	2	10	22	8	8	0	0	0	5	0	2	70	276
TOTALS	Civil	723 (36)	679 (81)	83 (6)	40 (18)	206 (5)	94 (8)	279 (5)	110 (5)	0 0	0 0	14 0	10 0	28 0	72 (1)	1,891 (55)	4,229 (220)
	Criminal .	511	2,079	33	33	119	172	126	116	1	0	13	31	8	43	1,014	4,299

( ) Industrial Commission Division Cases - Listed seperately from other Civil Cases.
*Pursuant to Supreme Court Rule 23

METHOD OF CASE DISPOSITION
APPELLATE COURT OF ILLINOIS
(CALENDAR YEAR 1993)

		METHOD OF DISPOSITION WITHOUT OPINION OR ORDER														
		DISMISSED			DISMISSED ON COURT MOTION											
Appellate District	Type of Case	Motion of Appellant	Motion of Appellee	Stipulation of Parties	Failure to Comply With Rules/Orders	Lack of Jurisdiction No Final Appealable Order	Other	Leave to Appeal Denied	Motion for Leave to File Late Notice of Appeal Denied	Remanded With Direction For Further Proceeding	Dismissed in the Trial Court	Bail Order Entered	Confession of Error	Transferred to Proper Court	Other Disposi-tions	Total Cases Disposed of Without Opinion Or Order
First	Civil	222 (12)	154 (3)	77 (2)	290 (2)	65 (1)	11 (1)	52	2	0	32 (1)	0	0	0	29 (1)	934 (23)
	Criminal .	322	17	0	169	0	20	2	10	0	0	15	20	5	0	580
Second	Civil	91	41 (2)	27 (1)	103 (3)	14	7	21	1	0	18	1	0	1	0	325 (6)
	Criminal .	68	11	0	54	3	4	0	2	0	17	1	0	7	1	168
Third	Civil	64 (2)	12	7	72 (1)	0	1	6	0	0	17	0	0	0	0	179 (3)
	Criminal .	62	2	0	34	0	3	0	1	1	10	2	0	1	0	116
Fourth	Civil	88 (4)	21	15 (1)	54 (3)	9	18	5	0	0	9	0	0	0	0	219 (8)
	Criminal .	30	2	0	26	6	10	0	2	0	3	0	0	1	0	80
Fifth	Civil	62 (2)	21 (3)	18 (2)	59 (1)	33 (5)	8	15	3	0	12	0	0	0	3	234 (13)
	Criminal .	23	3	1	5	12	5	1	5	1	9	3	0	1	1	70
TOTALS . .	Civil	527 (20)	249 (8)	144 (6)	578 (10)	121 (6)	45 (1)	99 0	6 0	0 0	88 (1)	1 0	0 0	1 0	32 (1)	1,891 (53)
	Criminal .	505	35	1	288	21	42	3	20	2	39	21	20	15	2	1,014

( ) Industrial Commission Division Cases - Listed seperately from other Civil Cases.

TIME LAPSE: CASE FILING TO DISPOSITION
APPELLATE COURT OF ILLINOIS
(CALENDAR YEAR 1993)

Appellate District	Type of Case	TIME LAPSE BETWEEN FILING AND DISPOSITION						
		Under 6 Months	6-12 Months	1 - 1-1/2 Years	1-1/2 - 2 Years	2-3 Years	Over 3 Years	Total Cases Disposed
First	Civil	356 (13)	613 (34)	426 (22)	242 (3)	178	50	1,865 (72)
	Criminal . .	190	687	615	410	424	198	2,524
Second	Civil	286 (5)	299 (14)	130 (6)	21 (1)	9	0	745 (26)
	Criminal . .	102	92	157	256	88	2	697
Third	Civil	153 (2)	328 (22)	48 (10)	3 (1)	0	0 (2)	532 (37)
	Criminal . .	85	215	113	24	3	0	440
Fourth	Civil	218 (6)	301 (28)	29 (10)	8 (3)	2 (1)	0	558 (48)
	Criminal . .	72	233	43	7	0	0	355
Fifth	Civil	177 (8)	103 (13)	117 (10)	96 (4)	20	5	518 (35)
	Criminal . .	51	58	77	51	33	6	276
TOTALS	Civil	1,190 (34)	1,644 (111)	750 (58)	370 (12)	209 (1)	55 (2)	4,218 (218)
	Criminal . .	500	1,285	1,005	748	548	206	4,292
GRAND TOTAL		1,690 (34)	2,929 (111)	1,755 (58)	1,118 (12)	757 (1)	261 (2)	8,510 (218)

( ) Industrial Commission Division Cases - Listed seperately from other Civil Cases.

TIME LAPSE: BRIEF FILING TO DISPOSITION
APPELLATE COURT OF ILLINOIS
(CALENDAR YEAR 1993)

Appellate District	Type of Case	TIME LAPSE BETWEEN FILING AND DISPOSITION						
		Under 6 Months	6-12 Months	1 - 1-1/2 Years	1-1/2 - 2 Years	2-3 Years	Over 3 Years	Total Cases Disposed
First	Civil	275 (17)	394 (29)	182 (3)	47	27	6	931 (49)
	Criminal . .	552	509	85	26	10	0	1,182
Second	Civil	167 (8)	253 (9)	7	1 (1)	1	1	430 (18)
	Criminal . .	131	278	14	0	1	0	424
Third	Civil	311 (10)	41 (23)	1 (1)	0	0	0	353 (34)
	Criminal . .	311	13	0	0	0	0	324
Fourth	Civil	319 (14)	36 (24)	3 (3)	0 (1)	1	0	359 (42)
	Criminal . .	238	24	0	0	0	0	262
Fifth	Civil	76 (7)	153 (16)	70 (4)	15	1	0	315 (27)
	Criminal . .	77	81	26	8	0	0	192
TOTALS	Civil	1,148 (56)	877 (101)	263 (11)	63 (2)	30 0	7 0	2,388 (170)
	Criminal . .	1,309	905	125	34	11	0	2,384
GRAND TOTAL		2,457 (56)	1,782 (101)	388 (11)	97 (2)	41 0	7 0	4,772 (170)

( ) Industrial Commission Division Cases - Listed seperately from other Civil Cases.

OPINIONS AND RULE 23 ORDERS
APPELLATE COURT OF ILLINOIS
(CALENDAR YEAR 1933)

Appellate District	Opinions						Rule 23 Orders
	Majority	Per Curiam	Specially Concurring	Dissenting	Supplemental	Total Opinions	
First	879 (22)	0	9 (5)	41 (5)	2	931 (32)	1,829 (22)
Second	361 (5)	0	1	19	0	381 (15)	505 1 Sp. Conc. 4 Dissent. 1 Suppl. (13)
Third	215 (8)	0	3	13 (3)	0	231 (11)	365 (26)
Fourth	272 (9)	0	15	20 (1)	0	307 (10)	315 2 Sp. Conc. 4 Dissent. (32)
Fifth	172 (7)	0	9 (1)	27 (1)	0	207 (9)	307 1 Sp. Conc. 14 Dissent. 1 Suppl. (19)
TOTAL	1,899 (51)	0	37 (6)	120 (10)	2	2,057 (67)	3,321 4 Sp. Conc. 22 Dissent. 2 Suppl. (112)

( ) Industrial Commission Division Cases - Listed seperately from other Civil Cases.

SUPREME COURT OF ILLINOIS

Caseload and Statistical Records

Five Year Trends and 1993 Data

SUPREME COURT CASELOAD AND STATISTICAL RECORDS

CASE FILINGS AND DISPOSITIONS

A summary of case filings and dispositions for the Supreme Court of Illinois for the period 1989 through 1993 is presented in table 1.

During 1993, filings in the supreme court totaled 2,775, an increase of 28 cases over the 2,747 cases filed in 1992. During the past five years total filings of general and miscellaneous cases have increased an average of 36 cases annually.

In 1993 there was a gain of 3 cases on the general docket, which is the predominant docket. Over the past five years, general docket filings have increased steadily from a low of 1, 595 cases in 1989, to a high of 1,786 cases in 1993, a rise of 12 percent, or 191 cases. Most of that increase was in petitions for leave to appeal.

A total of 809 miscellaneous record cases were filed in 1993, a slight decrease from 1992 when 812 cases were filed. The miscellaneous record consists primarily of attorney matters, including motions to transfer to inactive status under Rule 770, name-change petitions, and disciplinary cases. In 1993, approximately 328 Rule 770 motions, 250 name-change petitions, and 54 motions for restoration to active status under Rule 759 were filed. Disciplinary matters account for the remaining 177 cases, except for several bar admission motions and a few administrative cases opened for record-keeping purposes.

In 1993, 180 miscellaneous docket cases were filed, a 28 case (18 percent) increase over 1992 when 152 cases were filed. Over the five-year period, the cases on the miscellaneous docket have increased by 55 percent, from a low of 116 in 1989 to a high of 180 in 1993. This docket consists of cases filed by pro se prisoners. Typically, a matter is placed on the miscellaneous docket, as opposed to the general docket, when papers do not conform to the rules in one or more respects. This docket provides a forum for the incarcerated pro se litigant without compromising standard filing requirements.

The supreme court disposed of a total of 2,709 cases in 1993.

Petitions for Leave to Appeal

In 1993 1,568 petitions were filed, a gain of 7 cases from the 1992 filings on the leave to appeal docket, and a 12 percent increase over the 1,395 leave to appeal cases filed in 1989, as presented in table 2.

The supreme court allowed 116 petitions, including 3 disposed of with supervisory orders. Of the petitions acted upon, 7.4 percent were allowed, an increase from the prior year.

As in the prior four years, more petitions were filed in people cases than in civil cases in 1993, but more civil petitions were allowed than people petitions.

Mandatory Appeals

As seen in table 3, capital case filings, which require extensive court time to complete, increased by over 50 percent from 1992 filings. In 1993, 20 direct appeals from imposition of the death sentence and 17 capital post-conviction appeals, which also are appealed directly from the circuit court, were filed.

Direct appeals from the circuit court under Rules 302(a) and 603 in cases in which a statute has been held invalid have increased over the last two years, from 22 notices of appeal filed in 1992 to 26 in 1993.

Five certificates of importance from the appellate court were filed in 1993, constituting 35 percent of the certificates filed since 1989.

Other Activity

In 1993, the supreme court filed 79 full opinions, disposing of 88 cases (table 5).

The Court ruled on 52 petitions for rehearing in decided cases, allowing 4 (table 6); entertained oral argument in 129 cases (table 4); and considered over 2,000 motions on the general docket, including 115 original action motions under Rules 381 and 383 (table 1), cases which generally require the court's consideration of questions of law arising from interlocutory decisions of lower courts, tribunals, or officials.

Attorney disciplinary activity (table 7) in 1993 was concentrated on the miscellaneous record where the court disciplined 112 attorneys by order and suspended 9 attorneys on an interim basis by order. In addition, the court issued 3 opinions in disciplinary cases, imposing discipline in 2 cases and dismissing the charges in the third. As presented on table 1, 4 disciplinary cases were filed on the general docket, i.e., transferred by the court from the miscellaneous record for briefing, argument, and opinion.

The supreme court, which is responsible for regulating the practice of law in the state, licensed 2,824 attorneys in 1993, a decrease from the 2,986 licenses awarded in 1992. During the past five years, 14,049 lawyers were licensed, an average of 2,809 per year. In 1993 the court also licensed the first foreign legal consultant in Illinois under Supreme Court Rule 712.

Table 1
Summary of Case Filings and Final Dispositions
Supreme Court of Illinois
1989 - 1993

Filings	Grand Total	Total General Docket	Direct Appeals by Right (a)	Certificates of Importance (b)	Direct Appeal by Permission (c)	Petitions for Leave to Appeal (d)	Original Action Motions (e)	Attorney Disc. Cases on General Docket (f)	Other General Docket (g)	Total Misc. Record (h)	Total Misc. Docket (i)
1989	2725	1595	26	3	11	1395	101	8	51	1014	116
1990	2631	1644	51	2	4	1444	107	6	30	847	140
1991	2718	1723	50	2	9	1526	87	3	46	863	132
1992	2747	1783	46	2	5	1561	116	1	52	812	152
1993	**2775**	**1786**	**63**	**5**	**1**	**1568**	**115**	**4**	**30**	**809**	**180**
Dispo-sitions											
1989	2770	1682	57	1	14	1321	105	6	178	977	111
1990	2536	1574	34	3	9	1298	103	7	121	820	141
1991	2685	1669	25	2	8	1403	89	6	136	909	107
1992	2806	1862	87	1	6	1482	118	2	166	791	153
1993	**2709**	**1737**	**25**	**3**	**3**	**1496**	**103**	**3**	**104**	**808**	**164**

(a) Appeals directly from the circuit court: Capital cases (Ill. Const. 1970, art. VI , § 4; Rule 603 appeals from imposition of death sentence and appeals in post-conviction proceedings under Rule 651) and statutes held invalid (Rules 302(a) and 603). (b) Certification of case by Appellate Court under Rule 316. (c) Rule 302(b) motions allowed. (d) Dispositions do not include petitions allowed in a given year unless entire case disposed of in that year. (e) Motions filed under Rule 381 (mandamus, prohibition, habeas corpus), Rule 382 (redistricting), Rule 383 (supervisory authority). (f) Prior to November 1990, respondents seeking Supreme Court Review of a disciplinary recommendation were permitted to file as a matter of right exceptions to the Review Board report, and the cases, which initially were docketed as a Miscellaneous Record, were briefed and argued on the General Docket. Due to the amendment of Rule 753 in November 1990, both respondent and the Administrator must petition for leave to file exceptions. (g) Other dispostions include final disposition of cases in which discretionary review was granted in prior years(s). (h) The Miscellaneous Record consists primarily of attorney matters, including disciplinary cases, motions to transfer to inactive status, petitions to change name on roll of attorneys, and bar-admission motions. (i) Cases are filed on the Miscellaneous Docket when papers tendered by pro se prisoners do not conform to Supreme Court Rules.

Table 2
Summary of Petitions for Leave to Appeal and/or Appeal as a Matter of Right
Under Rules 315/317 - General Docket
Supreme Court of Illinois
1989 - 1993

	Total Filed	(People)	(Civil)	Total Allowed	(People)	(Civil)	Denied or Dismissed	Total Disposed	Percent Allowed (e)
1989	1395	(749)	(646)	109 (a)	(43)	(66)	1237	1346	8.1%
1990	1444	(749)	(695)	125	(45)	(80)	1251	1376	9.1%
1991	1526	(817)	(709)	124 (b)	(44)	(80)	1345	1469	8.4%
1992	1561	(874)	(687)	104 (c)	(40)	(64)	1421	1549	6.9%
1993	**1568**	**(858)**	**(710)**	**116 (d)**	**(50)**	**(66)**	**1440**	**1556**	**7.4%**

(a) Includes 14 petitions allowed and decided with supervisory orders.
(b) Includes 4 petitions allowed and decided with supervisory orders.
(c) In addition to the 104 petitions allowed, 24 petitions were denied with supervisory orders which are not reflected in the "denied or "dismissed" category.
(d) Includes 3 petitions allowed and decided with supervisory orders.
(e) Relationship between petitions allowed and all petitions disposed, i.e., denied, dismissed, allowed.

Table 3
Mandatory Jurisdiction Appeals - General Docket
Supreme Court of Illinois
1989 - 1993

	Total Filed	Capital		Statute Invalid		Certificate of Importance		Total Disposed	Capital		Statute Invalid		Certificate of Importance	
		Imposition of death sentence	Post-Conviction	People	Civil	People	Civil		Imposition of death sentence	Post-Conviction	People	Civil	People	Civil
1989	29	11	6	5	4	1	2	58	26	6	23	2	0	1
1990	53	23	7	20	1	0	2	37	18	3	8	5	1	2
1991	52	16	10	21	3	0	2	27	14	6	4	1	0	2
1992	48	16	8	13	9	0	2	88	28	10	42	7	0	1
1993	**68**	**20**	**17**	**18**	**8**	**0**	**5**	**28**	**15**	**4**	**2**	**4**	**0**	**3**

Table 4
Summary of the Call of the Docket
Supreme Court of Illinois
1989 - 1993

	Cases Submitted	(People)	(Civil)
1989	145(a)	(77)	(68)
1990	135(b)	(68)	(67)
1991	155(c)	(80)	(75)
1992	127(d)	(58)	(69)
1993	**129**	**(62)**	**(67)**

Cases submitted on briefs without oral argument: (a)2; (b)2; (c)2; (d)5

Table 5
Summary of Opinions
Supreme Court of Illinois
1989 - 1993

	Total Filed (a)	(People)	(Civil)	Disposing of Cases on the Merits
1989	131	(77)	(54)	160
1990	156	(75)	(81)	174
1991	116	(54)	(62)	133
1992	176	(87)	(89)	212
1993	**79**	**(39)**	**(40)**	**88**

(a) Full opinions; does not include dissenting or concurring opinions.

Table 6
Summary of Rehearings
Supreme Court of Illinois
1989 - 1993

	Total Filed	(People)	(Civil)	Total Allowed (a)	(People)	(Civil)
1989	64	(38)	(26)	1	(1)	(0)
1990	55	(26)	(29)	0	(0)	(0)
1991	51	(28)	(23)	0	(0)	(0)
1992	68	(39)	(29)	1	(0)	(1)
1993	**52**	**(25)**	**(27)**	**4**	**(1)**	**(3)**

(a) Petitions not allowed are denied or, occasionally, dismissed or withdrawn on motion

Table 7
Attorney Disciplinary Cases
Supreme Court of Illinois
(Calendar Year 1993)

Discipline Imposed by Order	Dispositions
Rule 753 proceedings on recommendation of Hearing or Review Boards of the Attorney Registration and Disciplinary Commission	46
Rule 762(a) Voluntary disbarment	32
Rule 762(b) Discipline on consent	25
Rule 763 Reciprocal discipline	9
	112

Discipline Imposed by Opinion	2

Interim Suspension orders	
Rule 761	6
Rule 774	3

Reinstatement to Roll of Attorneys	0

Total Dispositions	**123**

Reprimand	Censure	Interim Suspension	Probationary Suspension	Suspension	Disbarment	Total Disposi-tions
1	13	9	8	47	45	123

Figure 1

Filings
1989 - 1993

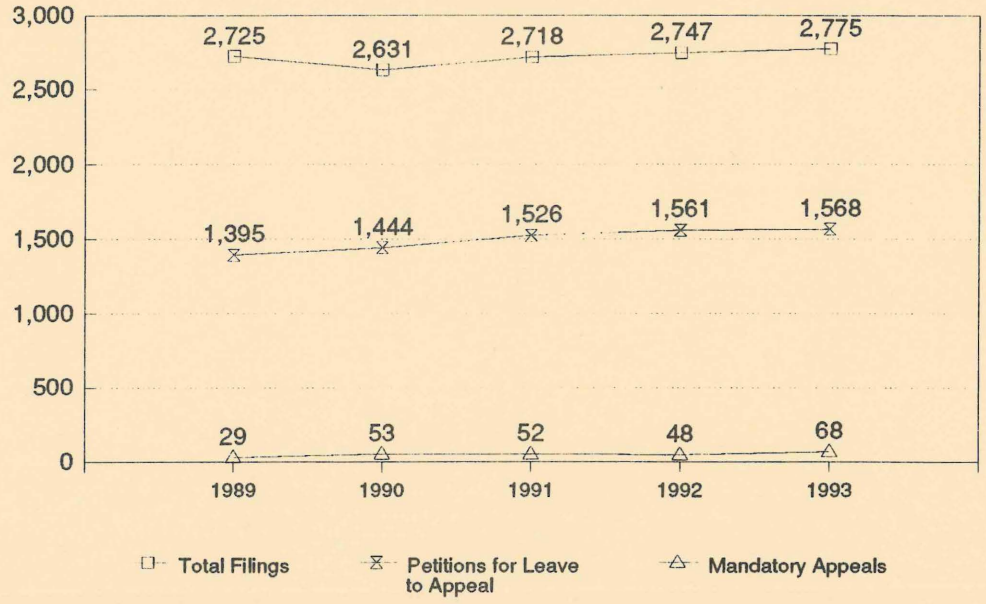

Figure 2

Petitions for Leave to Appeal Filed as a Percent of Appeals Decided by Appellate Court Opinion or Rule 23 Order

1989 - 1993

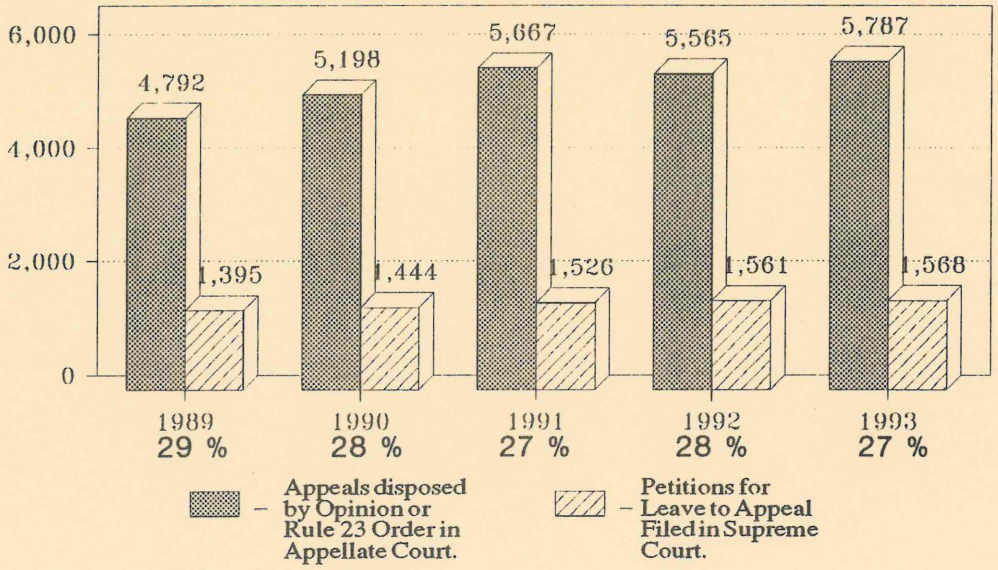

Source: Table 2 and Appellate Court Statistics.

ADMINISTRATIVE OFFICE OF THE ILLINOIS COURTS
840 SOUTH SPRING STREET
SPRINGFIELD, IL 62704-2652