



ELIMINATION OF CASH BAIL IN ILLINOIS:

Financial Impact Analysis

ADDENDUM

Prepared by the Civic Federation for the Illinois
Supreme Court Pretrial Practices Implementation
Task Force



October 2022

TABLE OF CONTENTS

2021 DATA ADDENDUM	2
KEY FINDINGS	2
Total Bond Payments Applied	2
Circuit Court Clerk Bond Processing Fees.....	3
Bonds Applied to All Fees and Assessments.....	4
DETAILED DATA BY COUNTY	5

2021 DATA ADDENDUM

The Administrative Office of the Illinois Courts (AOIC) and the Civic Federation released a report on behalf of the Illinois Supreme Court Pretrial Practices Implementation Task Force in September 2021, and reissued a revised version of the same report in August 2022, with data on the amount of cash bond payments collected and disbursed in counties throughout Illinois between 2016 and 2020. The report identified how much money circuit court clerks in counties across Illinois collect and process annually in bond payments in criminal cases, and how those bond payments are distributed. The primary purpose of the report was to estimate the amount of lost revenue that can be anticipated for circuit court clerks when cash bail is eliminated in 2023.

This addendum serves as a supplement to that report by providing new, additional data for the 2021 calendar year. As of October 13, 2022, the AOIC had received new 2021 data from 95 of the 96 counties included in the original report. This addendum presents the findings from those 95 counties.¹

KEY FINDINGS

Total Bond Payments Applied

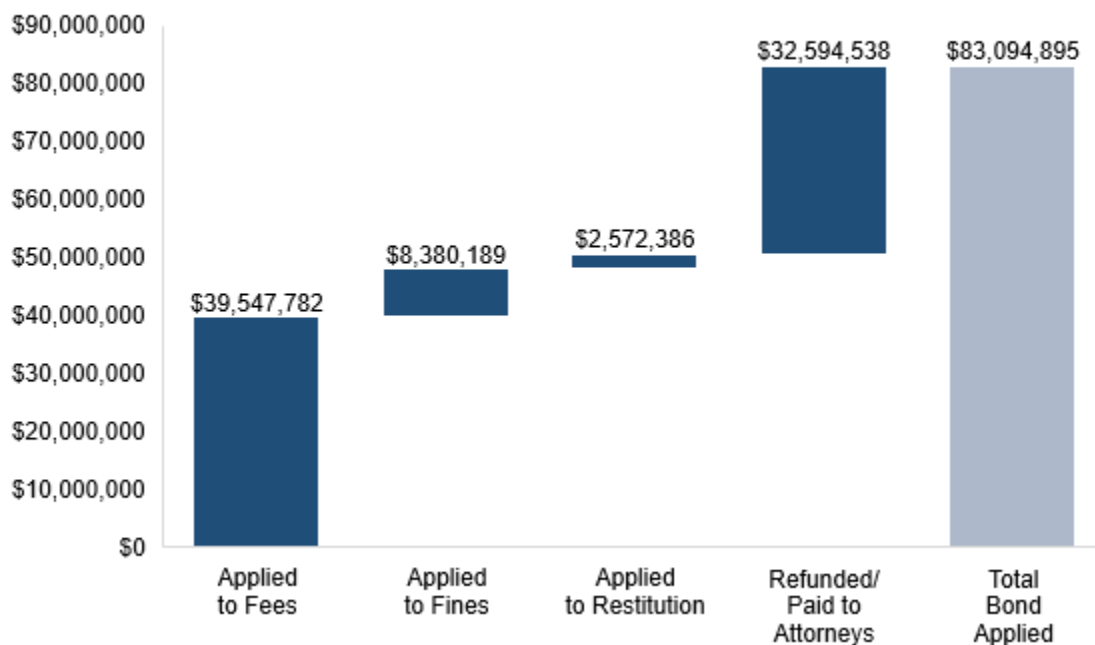
In current practice, judges commonly set cash bail in criminal cases, requiring the defendant to post a certain amount of money in order to secure pretrial release. These upfront payments are held until the conclusion of the case, and are frequently used to satisfy the payment of fees, fines and restitution upon conviction. The chart below shows the distribution of total bonds applied across fees, fines, restitution, refunds and payments to attorneys.

Across 95 Illinois counties in 2021, bond payments processed and disbursed in criminal cases totaled \$83.1 million. Just under half of those total bond payments, 48% or \$39.5 million, were applied to satisfy court-ordered fees. A smaller portion, approximately 10%, were applied to satisfy court-ordered fines, and another 3% were applied to restitution payments. Approximately 39%, or \$32.6 million, were refunded back to the person who posted the bond or paid directly to private attorneys.² These figures are shown in the following chart.

¹ The analysis includes 95 of Illinois' 102 counties. It excludes the following seven counties: Cook, Fulton, Hancock, Henderson, Kankakee, Knox and McDonough.

² Only five counties—DuPage, McLean, Sangamon, St. Clair and Will—were able to provide data on direct payments to attorneys, so the majority of this category is composed of bond refunds.

Distribution of Total Bond Payments Applied in Illinois: 2021
n = 95 Counties



Beginning in 2023, cash bond will be eliminated per Public Act 101-0652, or the SAFE-T Act. While the SAFE-T Act *does not* alter the ability for courts to impose other fees, fines, and assessments on those convicted of crimes in Illinois, these upfront bond payments will no longer be used to satisfy the payment of fees and fines.

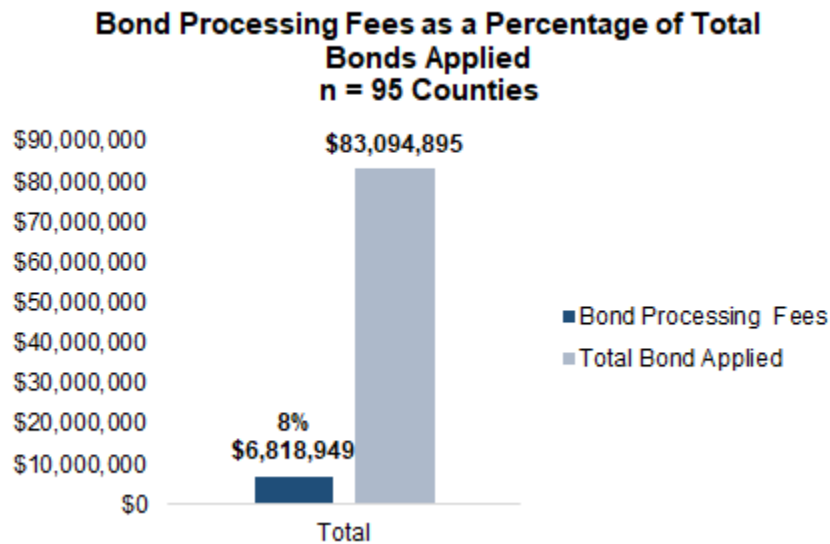
Circuit Court Clerk Bond Processing Fees

The only fees that will be completely eliminated with the abolition of cash bail are bond processing fees. Circuit court clerks are authorized to retain 10% of bond payment amounts after all other court-ordered obligations have been met.³ This is referred to as “bail bond costs” in state statute (725 ILCS 5/110-7), and referred to as “bond processing fees” for purposes of this analysis. The revenue collected through these processing fees is deposited into the county’s general fund and then appropriated for use by the clerk of the circuit court or for other county functions.

Across the 95 counties included in this addendum, circuit courts clerks collected a total of \$6.8 million in bond processing fees in 2021. Bond processing fees represented 8% of total bonds

³ The only exception to this is that Cook County Circuit Court Clerk is limited by state statute to retain up to \$100 from every cash bond payment posted for pretrial release rather than 10%. This policy change specific to Cook County went into effect on January 1, 2016.

applied (\$83.1 million). These bond processing fees will be eliminated with the abolition of cash bail beginning in January 2023.



Bonds Applied to All Fees and Assessments

As noted earlier in the findings, approximately 48% of bond payments were applied to fees and assessments in 2021, representing a total of \$39.5 million in bond payments. These fees support a variety of government functions at the state, county and municipal level. The chart below provides further detail on the distribution of those fees across various entities including circuit court clerk fees, other county-level fees and fees to all other agencies.⁴

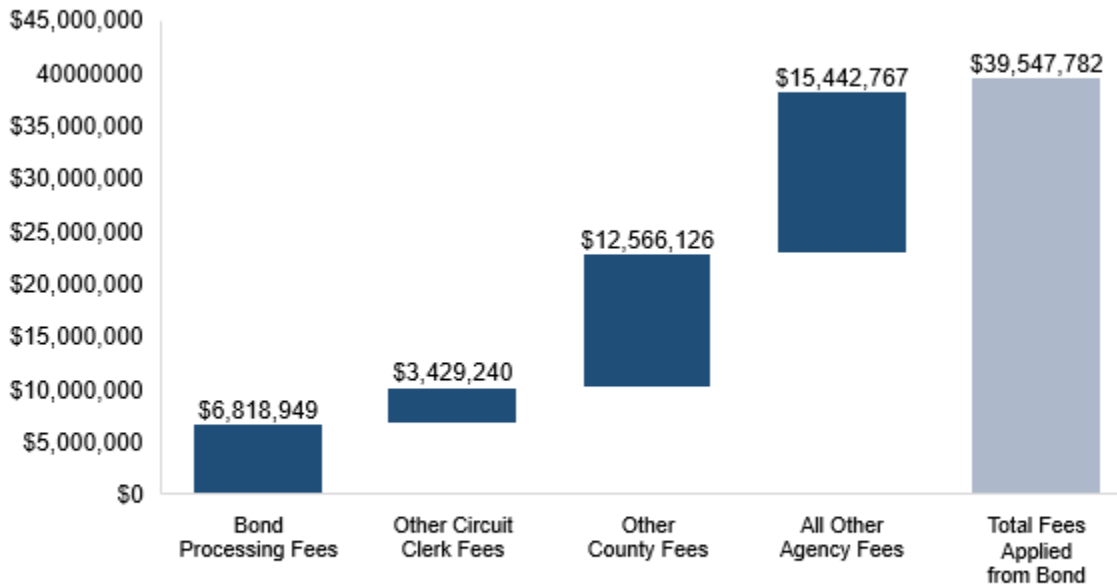
As noted above, \$6.8 million in bond payments are retained as processing fees. An additional \$3.4 million in bond payments are applied to other circuit clerk fees.⁵ Bond payments applied to satisfy all other county-specific fees (excluding circuit court clerk fees) make up 32% of total fees applied from bonds, or \$12.6 million. The remaining 39% of bond payments used to satisfy fees, or \$15.4 million, were directed to other state or local entities and funds. These figures are shown in the next chart.

Given that bond processing fees, other circuit court clerk fees and other county fees all support county-level functions, another way to think about the distribution of these fees is that nearly 58% of total fees applied from bond payments, accounting for \$22.8 million, were directed to county funds.

⁴ Two counties (St. Clair and Tazewell) were not able to provide detailed breakdowns of bond payments applied specifically to Circuit Clerk Fees, Other County Fees and Other Agency Fees. For these counties, bonds applied to fees are included in a general Total Fees Applied from Bond category.

⁵ Bonds applied to other clerks' fees were unavailable in three counties: St. Clair, Tazewell and Will.

Distribution of Bond Payments Applied to Fees in Illinois: 2021
n = 95 Counties



Note: Components parts do not add to Total Fees Applied from Bond because two counties (St. Clair and Tazewell) were not able to provide detailed breakdowns of bond payments applied specifically to Other Circuit Clerk Fees, Other County Fees and Other Agency Fees. For those counties, bonds applied to fees are grouped together and included in the Total Fees Applied from Bond category.

DETAILED DATA BY COUNTY

Detailed figures for each county are presented in the next table. The data categories listed in the table are as defined below:

Circuit Court Clerk Bond Processing Fees – Circuit clerks are authorized by law to maintain up to 10% of each bond payment as a processing fee. The only exception is Cook County, which is only authorized to retain \$100 from each bond payment. This category reflects these amounts retained as processing fees.

Bonds Applied to Other Circuit Court Clerk Fees – This category includes applied bond payments that are assessed by the court to other circuit clerk fees outside of bond processing fees (which are counted in the previous category). These include general clerks’ fees and fees that support clerks’ special purpose funds: Court Automation, Document Storage, Operation and Administrative and E-Citation Funds.

Bonds Applied to Other County Fees – In addition to circuit court clerks, several other county-level entities receive distributions of fees and assessments applied from bond payments. Bonds are often applied for purposes of funding court services operations including the sheriff, probation department, state’s attorney, public defender, specialty courts and other county-specific purposes such as child advocacy programs, children’s waiting rooms at courthouses and electronic monitoring or home confinement. This category excludes bond processing fees and other bond amounts applied to Circuit Court Clerk fees when possible in order to provide additional information about the fiscal impact to counties overall.

Bonds Applied to All Other Agency Fees – This category represents the combined total of all other fees distributed to all other non-county agencies and funds at the state or local level. This category in some cases includes fees and assessments that are collected and distributed to multiple entities, including a portion to counties and a portion to a state entity.

Total Bonds Applied to Fees – All assessments and fees applied to all purposes combined. This category represents the sum total of the previous four categories:

- Bond Processing Fees;
- Bonds Applied to Other Circuit Court Clerk Fees;
- Bonds Applied to Other County Fees; and
- Bonds Applied to All Other Agency Fees.

For counties where breakdowns of fees applied to specific funds/agencies/purposes were not available, this Total Bonds Applied to Fees category captures all fees regardless of the entity to which they are distributed. Assessments and fees differ from fines in that they are intended to offset a portion of the cost of operating the courts rather than serving as part of a criminal defendant's punishment.

Bonds Applied to Fines – Total bond amounts applied to statutory fines as part of punishment in a criminal defendant's conviction and sentencing. Fines are predetermined penalties paid to the court and are not waivable.

Bonds Applied to Restitution – Total bond amounts applied toward restitution ordered by the court as part of the defendant's punishment. Restitution is intended to compensate a victim for losses related to a crime.

Bonds Refunded – Amount repaid to the individual or entity that paid the bond amount required for pretrial release.

Bonds Distributed to Attorneys – Amount distributed to private attorneys from bond payments. A private attorney who represents a criminal defendant may file a request with the court to receive payment through a bond assessment, which the judge can order to be deducted directly from the bond payment. We only received data in this category from four counties—DuPage, McLean, St. Clair and Will. Some counties indicated they do not have a way to separate out these amounts from amounts refunded, so in most cases payments to attorneys would be reflected in the "Refunded" category.

Total Bonds Applied – This is the grand total amount of bond payments processed and disbursed at the conclusion of a criminal case. This category represents the sum total of the following categories:

- Total Bonds Applied to Fees;
- Bonds Applied to Fines;
- Bonds Applied to Restitution;
- Bonds Refunded; and
- Bonds Distributed to Attorneys.

Bond Payments Applied in Illinois Counties: 2021

	Circuit Clerk Bond Processing Fees	Bonds Applied to Other Circuit Clerk Fees	Bonds Applied to Other County Fees	Bonds Applied to All Other Agency Fees	Total Bonds Applied to Fees	Bonds Applied to Fines	Bonds Applied to Restitution	Bonds Refunded	Bonds Distributed to Attorneys	Total Bond Applied
Adams	\$72,045	\$71,676	\$210,591	\$162,182	\$516,494	\$16,851	\$84,216	\$147,134	N/A	\$764,694
Alexander	\$9,882	\$958	\$9,295	\$11,834	\$31,970	\$30,385	\$4,069	\$53,071	N/A	\$119,494
Bond	\$35,021	\$1,383	\$31,429	\$202,120	\$269,953	\$60,969	\$1,875	\$62,039	N/A	\$394,836
Boone	\$87,096	\$14,712	\$80,498	\$245,071	\$427,377	\$130,050	\$27,660	\$251,307	N/A	\$836,394
Brown	\$3,212	\$2,634	\$4,654	\$9,177	\$19,677	\$4,632	\$12,686	\$15,794	N/A	\$52,789
Bureau	\$61,756	\$17,025	\$32,700	\$379,681	\$491,162	\$336,524	\$12,055	\$74,890	N/A	\$914,632
Calhoun	\$6,368	\$3,778	\$7,299	\$15,839	\$33,284	\$5,115	\$2,688	\$21,134	N/A	\$62,221
Carroll	\$12,125	\$11,782	\$26,646	\$45,253	\$95,807	\$3,742	\$4,513	\$34,405	N/A	\$138,466
Cass	\$12,219	\$5,440	\$19,925	\$23,426	\$61,010	\$19,556	\$4,553	\$36,144	N/A	\$121,263
Champaign	\$171,135	\$144,047	\$324,694	\$523,733	\$1,163,609	\$132,229	\$70,166	\$1,081,352	N/A	\$2,447,356
Christian	\$26,540	\$14,825	\$68,421	\$55,149	\$164,935	\$24,619	\$6,957	\$102,645	N/A	\$299,156
Clark	\$10,350	\$5,680	\$13,943	\$20,146	\$50,118	\$28,402	\$1,205	\$27,890	N/A	\$107,615
Clay	\$19,828	\$4,982	\$34,058	\$53,940	\$112,808	\$50,226	\$7,110	\$46,232	N/A	\$216,376
Clinton	\$23,070	\$11,600	\$61,978	\$68,061	\$164,709	\$23,614	\$22,347	\$53,730	N/A	\$264,399
Coles	\$54,712	\$38,835	\$85,579	\$170,049	\$349,175	\$43,198	\$20,577	\$113,194	N/A	\$526,144
Crawford	\$27,790	\$2,980	\$33,757	\$12,847	\$77,374	\$60,004	\$8,930	\$110,345	N/A	\$256,653
Cumberland	\$6,819	\$7,286	\$13,738	\$19,275	\$47,118	\$18,603	\$5,274	\$11,603	N/A	\$82,599
DeKalb	\$82,563	\$153,693	\$337,913	\$363,588	\$937,757	\$120,191	\$14,648	\$316,593	N/A	\$1,389,190
Dewitt	\$7,088	\$3,310	\$12,932	\$29,227	\$52,557	\$33,101	\$10,909	\$25,190	N/A	\$121,757
Douglas	\$28,361	\$10,896	\$67,136	\$135,066	\$241,458	\$37,299	\$8,639	\$73,303	N/A	\$360,699
DuPage	\$570,606	\$158,281	\$1,474,668	\$786,851	\$2,990,406	\$309,019	\$195,652	\$1,675,066	\$544,251	\$5,714,393
Edgar	\$16,245	\$18,767	\$23,051	\$41,562	\$99,625	\$19,700	\$3,581	\$39,195	N/A	\$162,102
Edwards	\$5,625	\$2,301	\$10,223	\$18,360	\$36,509	\$18,881	\$473	\$1,260	N/A	\$57,123
Effingham	\$28,513	\$12,755	\$39,841	\$86,632	\$167,741	\$23,903	\$21,456	\$76,320	N/A	\$289,420
Fayette	\$42,549	\$9,061	\$47,378	\$118,230	\$217,218	\$37,392	\$13,080	\$209,195	N/A	\$476,885
Ford	\$17,897	\$4,818	\$37,055	\$73,157	\$132,926	\$32,467	\$4,490	\$33,959	N/A	\$203,842
Franklin	\$78,566	\$23,368	\$110,354	\$263,309	\$475,597	\$141,807	\$44,102	\$143,554	N/A	\$805,060
Gallatin	\$4,424	\$2,619	\$4,959	\$24,048	\$36,049	\$14,829	\$1,800	\$1,922	N/A	\$54,601
Greene	\$18,814	\$15,245	\$27,974	\$68,010	\$130,043	\$16,312	\$3,273	\$44,954	N/A	\$194,582
Grundy	\$41,100	\$25,714	\$28,765	\$176,661	\$272,240	\$29,749	\$51,487	\$227,185	N/A	\$580,660

Bond Payments Applied in Illinois Counties: 2021

	Circuit Clerk Bond Processing Fees	Bonds Applied to Other Circuit Clerk Fees	Bonds Applied to Other County Fees	Bonds Applied to All Other Agency Fees	Total Bonds Applied to Fees	Bonds Applied to Fines	Bonds Applied to Restitution	Bonds Refunded	Bonds Distributed to Attorneys	Total Bond Applied
Hamilton	\$11,211	\$2,920	\$19,665	\$36,051	\$69,848	\$9,110	\$21,247	\$35,569	N/A	\$135,774
Hardin	\$6,727	\$3,133	\$12,292	\$26,028	\$48,179	\$11,903	\$2,504	\$6,972	N/A	\$69,559
Henry	\$44,741	\$18,737	\$72,747	\$77,656	\$213,881	\$81,958	\$26,414	\$148,932	N/A	\$471,184
Iroquois	\$16,965	\$8,724	\$22,482	\$26,130	\$74,301	\$19,516	\$11,628	\$68,368	N/A	\$173,813
Jackson	\$31,940	\$24,160	\$44,295	\$74,647	\$175,042	\$16,929	\$18,331	\$124,247	N/A	\$334,550
Jasper	\$9,850	\$5,307	\$25,132	\$27,794	\$68,083	\$12,364	\$9,051	\$11,558	N/A	\$101,056
Jefferson	\$68,557	\$28,121	\$83,906	\$150,372	\$330,957	\$232,684	\$38,394	\$140,776	N/A	\$742,811
Jersey	\$32,883	\$10,827	\$53,700	\$50,185	\$147,596	\$30,236	\$10,814	\$100,584	N/A	\$289,229
Jodaviess	\$26,107	\$18,313	\$27,157	\$59,008	\$130,584	\$59,268	\$26,853	\$93,474	N/A	\$310,180
Johnson	\$13,030	\$3,622	\$16,409	\$61,417	\$94,479	\$21,559	\$6,133	\$15,892	N/A	\$138,063
Kane	\$475,734	\$88,915	\$572,067	\$479,158	\$1,615,874	\$548,612	\$181,576	\$2,317,598	N/A	\$4,663,661
Kendall	\$98,258	\$27,329	\$148,199	\$321,163	\$594,948	\$121,002	\$33,986	\$387,623	N/A	\$1,137,559
Lake	\$532,807	\$88,934	\$500,110	\$1,677,759	\$2,799,609	\$142,664	N/A	\$4,800,950	N/A	\$7,743,224
LaSalle	\$83,515	\$94,848	\$379,083	\$501,200	\$1,058,645	\$110,541	\$67,273	\$1,126,656	N/A	\$2,363,115
Lawrence	\$17,793	\$8,340	\$21,466	\$44,635	\$92,235	\$23,795	\$8,868	\$80,679	N/A	\$205,577
Lee	\$47,240	\$44,645	\$108,965	\$104,734	\$305,584	\$131,854	\$13,988	\$114,805	N/A	\$566,231
Livingston	\$34,535	\$19,676	\$67,382	\$90,375	\$211,968	\$77,296	\$16,957	\$60,773	N/A	\$366,995
Logan	\$31,094	\$19,430	\$42,398	\$95,828	\$188,750	\$55,542	\$8,191	\$80,295	N/A	\$332,778
Macon	\$235,268	\$89,288	\$238,065	\$398,720	\$961,341	\$18,126	\$32,993	\$1,110,526	N/A	\$2,122,986
Macoupin	\$26,440	\$7,246	\$37,311	\$31,963	\$102,959	\$46,411	\$19,949	\$104,046	N/A	\$273,365
Madison	\$269,960	\$242,950	\$474,695	\$614,854	\$1,602,458	\$97,512	\$64,680	\$1,845,072	N/A	\$3,609,722
Marion	\$35,352	\$9,046	\$73,652	\$131,378	\$249,428	\$16,908	\$14,880	\$87,638	N/A	\$368,854
Marshall	\$4,125	\$3,199	\$12,103	\$10,931	\$30,357	\$5,574	\$2,118	\$3,556	N/A	\$41,605
Mason	\$16,060	\$5,614	\$34,067	\$20,977	\$76,718	\$50,025	\$10,343	\$33,336	N/A	\$170,422
Massac	\$15,479	\$10,260	\$37,888	\$39,269	\$102,895	\$39,539	\$28,149	\$15,201	N/A	\$185,785
McHenry	\$220,309	\$127,374	\$297,507	\$268,026	\$913,216	\$279,158	\$87,864	\$983,407	N/A	\$2,263,646
McLean	\$194,326	\$46,279	\$288,961	\$144,523	\$674,090	\$344,618	\$85,724	\$758,118	\$60,612	\$1,923,162
Menard	\$7,586	\$2,094	\$10,927	\$5,693	\$26,300	\$7,723	\$1,275	\$40,525	N/A	\$75,823
Mercer	\$6,325	\$2,569	\$13,024	\$9,639	\$31,557	\$12,427	\$9,105	\$32,177	N/A	\$85,266
Monroe	\$44,181	\$36,218	\$42,021	\$134,546	\$256,965	\$44,377	\$9,180	\$166,861	N/A	\$477,383

Bond Payments Applied in Illinois Counties: 2021

	Circuit Clerk Bond Processing Fees	Bonds Applied to Other Circuit Clerk Fees	Bonds Applied to Other County Fees	Bonds Applied to All Other Agency Fees	Total Bonds Applied to Fees	Bonds Applied to Fines	Bonds Applied to Restitution	Bonds Refunded	Bonds Distributed to Attorneys	Total Bond Applied
Montgomery	\$29,480	\$10,056	\$59,219	\$123,644	\$222,399	\$37,880	\$8,899	\$75,319	N/A	\$344,497
Morgan	\$31,981	\$24,040	\$32,640	\$101,272	\$189,933	\$58,791	\$9,905	\$43,007	N/A	\$301,636
Moultrie	\$5,025	\$2,460	\$18,391	\$12,463	\$38,338	\$5,470	\$9,462	\$29,344	N/A	\$82,614
Ogle	\$30,463	\$19,839	\$55,452	\$28,355	\$134,108	\$49,959	\$15,751	\$140,700	N/A	\$340,518
Peoria	\$184,674	\$139,648	\$429,398	\$361,249	\$1,114,969	\$214,600	\$38,575	\$361,350	N/A	\$1,729,494
Perry	\$16,039	\$5,204	\$24,274	\$32,525	\$78,042	\$28,050	\$2,602	\$57,432	N/A	\$166,125
Piatt	\$10,970	\$3,709	\$23,702	\$21,579	\$59,960	\$4,290	\$4,723	\$63,486	N/A	\$132,459
Pike	\$35,671	\$28,808	\$40,029	\$103,587	\$208,095	\$98,459	\$26,604	\$33,768	N/A	\$366,926
Pope	\$4,802	\$2,859	\$12,221	\$17,465	\$37,347	\$12,807	\$6,063	\$3,386	N/A	\$59,603
Pulaski	\$6,706	\$3,750	\$3,827	\$50,098	\$64,380	\$16,599	\$325	\$14,706	N/A	\$96,010
Putnam	\$2,001	\$1,908	\$8,837	\$14,801	\$27,547	\$21,352	\$3,185	\$7,986	N/A	\$60,070
Randolph	\$15,481	\$4,188	\$14,986	\$5,231	\$39,886	\$56,626	\$8,353	\$72,987	N/A	\$177,852
Richland	\$26,306	\$19,466	\$36,081	\$83,143	\$164,995	\$44,614	\$9,235	\$41,647	N/A	\$260,491
Rock Island	\$133,820	\$96,840	\$282,445	\$194,643	\$707,748	\$92,489	\$51,503	\$562,273	N/A	\$1,414,013
Saline	\$28,610	\$11,020	\$93,694	\$31,742	\$165,065	\$190,753	\$10,272	\$30,649	N/A	\$396,739
Sangamon	\$103,605	\$171,289	\$249,910	\$110,336	\$635,141	\$72,220	\$127,535	\$934,860	\$499,380	\$2,269,136
Schuyler	\$4,359	\$3,241	\$19,609	\$14,882	\$42,090	\$11,227	\$1,327	\$8,189	N/A	\$62,832
Scott	\$2,323	\$1,263	\$10,678	\$35,452	\$49,715	\$4,399	\$0	\$4,524	N/A	\$58,638
Shelby	\$6,791	\$4,212	\$21,769	\$11,858	\$44,629	\$34,684	\$5,097	\$23,963	N/A	\$108,373
St. Clair	\$208,485	N/A	N/A	N/A	\$715,239	N/A	\$13,835	\$205,080	\$381,202	\$1,315,357
Stark	\$3,416	\$1,282	\$5,962	\$9,174	\$19,833	\$5,425	\$2,324	\$11,377	N/A	\$38,958
Stephenson	\$54,335	\$50,368	\$108,912	\$139,482	\$353,096	\$135,317	\$24,035	\$104,681	N/A	\$617,129
Tazewell	\$53,844	N/A	N/A	N/A	\$837,790	N/A	N/A	\$665,823	N/A	\$1,503,613
Union	\$28,417	\$15,714	\$39,615	\$60,001	\$143,747	\$36,322	\$25,547	\$92,720	N/A	\$298,336
Vermilion	\$101,404	\$75,911	\$159,913	\$244,002	\$581,230	\$69,588	\$40,726	\$741,400	N/A	\$1,432,943
Wabash	\$5,705	\$2,321	\$11,307	\$9,374	\$28,706	\$18,647	\$2,172	\$13,299	N/A	\$62,824
Warren	\$13,961	\$3,630	\$24,969	\$63,607	\$106,167	\$8,652	\$7,499	\$38,130	N/A	\$160,449
Washington	\$17,898	\$7,175	\$18,749	\$36,767	\$80,590	\$52,458	\$42,588	\$42,790	N/A	\$218,427
Wayne	\$19,257	\$8,742	\$32,789	\$67,043	\$127,831	\$56,482	\$10,427	\$30,697	N/A	\$225,436
White	\$18,938	\$11,522	\$26,489	\$74,942	\$131,892	\$37,478	\$11,591	\$4,606	N/A	\$185,567

Bond Payments Applied in Illinois Counties: 2021

	Circuit Clerk Bond Processing Fees	Bonds Applied to Other Circuit Clerk Fees	Bonds Applied to Other County Fees	Bonds Applied to All Other Agency Fees	Total Bonds Applied to Fees	Bonds Applied to Fines	Bonds Applied to Restitution	Bonds Refunded	Bonds Distributed to Attorneys	Total Bond Applied
Whiteside	\$35,177	\$7,902	\$67,816	\$114,637	\$225,532	\$38,366	\$21,671	\$105,721	N/A	\$391,290
Will	\$695,358	N/A	\$2,871,476	\$2,004,840	\$5,571,674	\$1,309,890	\$332,421	\$2,997,861	\$728,771	\$10,940,618
Williamson	\$38,595	\$9,907	\$47,223	\$135,926	\$231,651	\$37,100	\$24,941	\$131,814	N/A	\$425,507
Winnebago	\$563,771	\$754,315	\$610,553	\$1,084,207	\$3,012,845	\$964,321	\$107,830	\$2,518,135	N/A	\$6,603,131
Woodford	\$40,566	\$28,086	\$44,065	\$127,299	\$240,016	\$62,276	\$26,426	\$159,794	N/A	\$488,512
Grand Total	\$6,818,949	\$3,429,240	\$12,566,126	\$15,442,767	\$39,547,782	\$8,380,189	\$2,572,386	\$30,380,322	\$2,214,216	\$83,094,895