

# 1992 ANNUAL REPORT



## to the SUPREME COURT OF ILLINOIS

ADMINISTRATIVE OFFICE  
OF THE  
ILLINOIS COURTS

---

# **1992 ANNUAL REPORT OF THE ADMINISTRATIVE OFFICE to the SUPREME COURT OF ILLINOIS**

This report covers calendar year 1992.

Prepared by  
ADMINISTRATIVE OFFICE  
OF THE  
ILLINOIS COURTS  
Supreme Court Building  
Springfield, Illinois 62701-1791  
(217) 785-2125



*recycled paper*

Printed by Authority of the State of Illinois  
(X28902 - 1,750 - 6/94)  
Printed on Contract 1,750 copies at \$8.86 each.



## Administrative Office of the Illinois Courts

William M. Madden, Acting Director  
Suite 2017 - 30 North Michigan Ave.  
Chicago, IL 60602-3658

Telephone (312) 793-3250  
Facsimile (312) 793-1335

Supreme Court Building  
Springfield, IL 62701-1791

Telephone (217) 782-7770  
Facsimile (217) 785-9114

TO: The Honorable Chief Justice and  
Justices of the Supreme Court of Illinois

I am pleased to submit the annual report of the Administrative Office for the calendar year 1992. The report provides an overview of the organization and services of the Administrative Office and contains detailed statistics which reflect the workload of the state judiciary.

Supreme Court filings for the year totaled 2,747, while dispositions totaled 2,806. The court filed 176 majority opinions, disposing of 212 cases, a 60 opinion (52 percent) increase over 1991. The court also admitted 2,986 new lawyers to the practice of law, eleven more than licensed in 1991.

During this same period, the Appellate Court experienced a 5% increase in cases over 1991, or a total of 8,756 new filings. Dispositions in 1992 amounted to 8,284, slightly (0.2%) less than last year.


In 1992, new cases filed in the circuit courts totaled 4,203,326, an increase of 1.4% over 1991. Dispositions increased 8.5% over 1991 for a total of 5,045,433.

The Administrative Office endeavors to discharge its constitutional responsibility to assist the Supreme Court of Illinois in exercising "general administrative and supervisory authority over all courts" to provide the highest quality of service to the citizens of the state.

Respectfully submitted,

A large, stylized handwritten signature of William M. Madden in dark ink.

William M. Madden  
Acting Director



ILLINOIS SUPREME COURT BUILDING  
Springfield, Illinois

Drawing by William H. Crook

## CONTENTS

Title Page .....	i
Transmittal Letter .....	iii
Contents .....	v
Tribute to Justice Joseph H. Goldenhersh .....	viii
In Memoriam .....	ix
Judicial Retirements .....	x
<b>I. THE SUPREME COURT OF ILLINOIS .....</b>	<b>1</b>
Organization and Jurisdiction .....	3
Administrative and Supervisory Authority .....	3
Justices Clark, Cunningham, and Moran Retire .....	3
Justices Harrison, McMorrow, and Nickels Elected .....	6
Supreme Court Justices .....	6
The Future and the Courts of Illinois Conference .....	7
Supreme Court Rules Committee .....	7
Supreme Court Rules .....	8
Clerk of the Supreme Court .....	9
Supreme Court Marshal .....	10
Reporter of Decisions .....	10
Supreme Court Librarian .....	10
Supreme Court Legal Research Director .....	11
Supreme Court Judicial Appointments .....	11
Supreme Court Annual Report to the General Assembly .....	13
<b>II. THE APPELLATE COURT OF ILLINOIS .....</b>	<b>19</b>
Organization and Jurisdiction .....	21
Judicial Elections .....	21
Appellate Court Judges .....	22
Industrial Commission Division Judges .....	23
Executive Committee Annual Meeting .....	23
Appellate Court Administrative Committee .....	23
Appellate Court Clerks .....	23
Appellate Court Caseload Summary .....	23
Appellate Court Legal Research Staff .....	23
<b>III. THE CIRCUIT COURTS OF ILLINOIS .....</b>	<b>25</b>
Organization and Jurisdiction .....	27
Judicial Elections .....	27
Judges of the Circuit Courts of Illinois .....	33
Conference of Chief Circuit Judges .....	42
Out-of-Circuit Assignments .....	42
Associate Judge Assignments .....	42
Associate Judge Appointments .....	43
Clerks of the Circuit Courts .....	44
Circuit Court Caseload Summary .....	44
Age of Pending Cases Report .....	44
<b>IV. THE ILLINOIS JUDICIAL CONFERENCE .....</b>	<b>45</b>
Conference Membership .....	47
Annual Meeting .....	47
Associate Judge Seminar .....	47

Regional Seminar Programs .....	48
New Judge Seminar .....	49
<b>V. THE ILLINOIS COURTS COMMISSION .....</b>	<b>51</b>
Membership and Authority .....	53
Complaints Against Judges .....	53
<b>VI. THE ADMINISTRATIVE OFFICE OF THE ILLINOIS COURTS .....</b>	<b>55</b>
Introduction .....	57
Executive Office .....	57
Administrative Services Division .....	58
Court Services Division .....	58
Judicial Branch Education Division .....	63
Judicial Management Information Services Division .....	63
Legal Services Division .....	64
Probation Services Division .....	65
Publications of the Administrative Office .....	67
<b>VII. CASELOADS AND STATISTICAL RECORDS OF THE ILLINOIS COURTS IN 1992 .....</b>	<b>69</b>
Supreme Court Caseload and Statistical Records — 1988 to 1992 .....	73
Appellate Court Caseload and Statistical Records .....	82
Caseload Statistics by District .....	83
Cases Disposed of .....	84
Cases Disposed of Without Opinion or Order .....	85
Time Lapse Between Date of Filing and Date of Disposition .....	86
Time Lapse Between Date Briefs Were Filed and Date of Disposition .....	87
Abstract Summary of the Number of Opinions and Rule 23 Orders Written by Judges .....	88
Circuit Court Caseload and Statistical Records .....	89
Ratio of Filings Per Judge .....	90
Summary Report on Trend of All Cases .....	91
Statistical Report on Trend of All Cases .....	92
Summary Report on Law Jury Cases Disposed of .....	134
Statistical Report on Law Jury Cases Disposed of .....	135
Dispositions of Defendants Charged With A Felony .....	138
Sentences Imposed on Defendants Charged and Convicted of Felonies .....	142
Fiscal Year 1992 Total Financial Activity As Reported by the Clerks of the Circuit Court .....	148
Distribution of Funds Held in Trust or Agency Capacity and Collections Made for Others .....	152
Circuit Court of Cook County Caseload and Statistical Records .....	161
Trend of All Cases - County and Municipal Departments .....	164
Trend of Cases - Municipal Department .....	165
Law and Domestic Relations Cases - County and Municipal Departments .....	169
Misdemeanor, Ordinance & Conservation Violations — Municipal Department .....	171
Felony Cases — County and Municipal Departments .....	172
Disposition of Defendants Charged with Felonies and Sentences Imposed .....	180
Traffic Cases .....	181
Circuit Court Adult and Juvenile Probation Caseload and Statistical Records .....	185
Adult Probation Reports for Calendar Year 1992 .....	187
Active Adult Caseload Report .....	189
Adult Investigation Report .....	191
Adult Violation Report .....	194
Programs Ordered for New Adult Probation Cases Report .....	196
Adult Electronic Monitoring Report .....	198
Juvenile Probation Reports for Calendar Year 1992 .....	201
Active Juvenile Caseload Report .....	203

Juvenile Court Activity Report .....	205
Juvenile Investigation Report .....	209
Juvenile Violation Report .....	211
Juvenile Detention Admissions Report .....	213
Juvenile Placements and Commitments to IDOC Report .....	215
Combined Adult/Juvenile Report for Calendar Year 1992 .....	219
Restitution and Public Community Service Report .....	221

VIII. <b>APPENDICES</b> .....	225
Appendix A - Illinois Constitution of 1970, Article VI - The Judiciary .....	227
Appendix B - Judicial Salary Structure .....	231
Appendix C - Genealogy of Judges of the Illinois Supreme Court (1818 -1992) .....	232
Appendix D - Judicial Districts of the Supreme and Appellate Courts of Illinois .....	233
Appendix E - Judicial Circuits of Illinois .....	234
Appendix F - Diagram of Illinois Judicial System .....	235

**TRIBUTE TO  
JOSEPH H. GOLDENHERSH**

**1914-1992**

**Supreme Court Justice  
Fifth District**

Joseph H. Goldenhersh was born in East St. Louis, Illinois on November 2, 1914. After graduating from East St. Louis High School, he attended Washington University in St. Louis, Missouri, from which he received his law degree in 1935. Following admission to the Illinois bar in 1936, he engaged in the practice of law, litigating in state and federal courts and administrative agencies until 1964. During this period, he also served as city attorney for the City of East St. Louis and as attorney for the East St. Louis Levee and Sanitary District.

In November 1964, he was elected to the Appellate Court of Illinois for the fifth district. Six years later, Justice Goldenhersh was elected to the Supreme Court of Illinois to fill the vacancy created by the death of Justice Byron O. House. He was retained as a justice in 1980. During his nearly 17 years on the supreme court bench, Justice Goldenhersh authored 607 opinions, including 461 opinions for the court and 124 dissenting opinions. During his tenure, he served as the court's liaison to the rules committee, the executive committee of the Illinois Judicial Conference, and the administrative committee of the Appellate Court of Illinois. He also served as chairperson of the Illinois Courts Commission from 1976 to 1979 and as chief justice from 1979 to 1982.

Justice Goldenhersh retired on September 12, 1987 and died on March 11, 1992.

## IN MEMORIAM

### Judges who Died in Calendar Year 1992

#### Supreme Court Justices

Joseph H. Goldenhersh *	Fifth District	March 11
-------------------------	----------------	----------

#### Appellate Court Judges

Walter M. Dixon *	Second District	April 11
Mayer Goldberg *	First District	February 20
Leland Simkins *	Fourth District	March 13

#### Circuit Court Judges

Thomas R. Doran *	Nineteenth Circuit	August 30
Hyman Feldman *	Circuit Court of Cook County	February 28
Rosemary D. LaPorta	Circuit Court of Cook County	July 25
Gale A. Mathers *	Ninth Circuit	June 28
L. A. Mehrhoff *	Seventh Circuit	December 3
Foss D. Meyer *	Third Circuit	June 13
James K. Robinson *	Fifth Circuit	March 30
Howard T. Savage	Circuit Court of Cook County	October 7
Alvin L. Williams *	Second Circuit	August 19

#### Associate Circuit Court Judges

Dennis M. Horan *	Circuit Court of Cook County	June 28
John C. Lang *	Twelfth Circuit	August 1
Earle McCaskill	Twentieth Circuit	March 29

\* Retired Judge

# JUDICIAL RETIREMENTS

The following judges left the Illinois judicial system during 1992 either by retirement, resignation, conclusion of term, or appointment to the federal bench. Those elected, appointed or assigned to judicial office are included.

## Supreme Court Justices

William G. Clark	First District	December 6
Thomas J. Moran	Second District	December 6
Joseph P. Cunningham	Fifth District	December 6

## Appellate Court Judges

Robert H. Howerton	Fifth District	February 18
David Linn	First District	December 19
Francis S. Lorenz	First District	December 6
Philip G. Reinhard	Second District	February 11

## Circuit Court Judges

Edward Benecki	Second Circuit	December 6
James R. Blunk	Twenty-First Circuit	December 6
Philip J. Carey	Cook County	November 30
Robert W. Castendyck	Fourteenth Circuit	December 6
Eric S. DeMar	Fifteenth Circuit	November 30
William P. Denny	Thirteenth Circuit	August 31
Charles J. Durham	Cook County	November 30
Edward C. Eberspacher	Fourth Circuit	December 6
John P. Gilbert	First Circuit	September 30
Louis J. Giliberto	Cook County	August 31
Myron T. Gomberg	Cook County	July 5
Charles J. Grupp	Cook County	December 6
Arthur N. Hamilton	Cook County	January 31
Thomas William Haney	First Circuit	December 6
Arthur G. Henken	Fourth Circuit	July 31
George C. Hupp	Thirteenth Circuit	December 6
Richard H. Jorzak	Cook County	July 31
F. L. Lenz	Fifteenth Circuit	December 6
Monica D. Reynolds	Cook County	December 31
Daniel J. Roberts	Ninth Circuit	December 6
Joseph Schneider	Cook County	March 15
Wayne C. Townley Jr.	Eleventh Circuit	September 30
Richard R. Wilder	Thirteenth Circuit	November 30

## Associate Circuit Court Judges

Roger A. Benson	Twenty-First Circuit	September 30
Robert A. Cox	Eighteenth Circuit	September 30
Philip J. R. Equi	Eighteenth Circuit	July 4
Francis W. Faris Jr.	Eighteenth Circuit	August 31
Paul T. Foxgrover	Cook County	June 17
William F. Homer	Nineteenth Circuit	December 7
Philip M. Sheridan	Cook County	December 15

I

# THE SUPREME COURT OF ILLINOIS



# THE SUPREME COURT OF ILLINOIS

## ORGANIZATION AND JURISDICTION

The Supreme Court of Illinois, highest tribunal in the state judicial system, consists of seven judges, each of whom is elected to serve a ten year term. Three judges are elected from the First District and one judge from each of the other four districts. Four judges constitute a quorum and the concurrence of four is necessary for a decision. A chief justice is selected from among the judges to serve a three year term. (Ill.Const. 1970, art. VI, secs. 2, 3, and 10.)

The court is in session in Springfield, and occasionally in Chicago, for five terms each year during the months of January, March, May, September, and November. At each term the Court issues opinions, holds conferences, hears oral arguments, rules on motions, considers modifications to rules, and meets with the administrative director to consider administrative and budgetary matters.

The court may exercise original jurisdiction in cases relating to revenue, mandamus, prohibition or habeas corpus and as may be necessary to the complete determination of any case on review. As a matter of right, the court hears appeals from judgments of circuit courts imposing death sentences and finding a statute unconstitutional. The court also hears appeals, as a matter of right, from the appellate court which involve a question arising under the U.S. Constitution or under the state constitution, provided the issue arises for the first time in and as a result of the action of the appellate court, or, if a division of the appellate court certifies that a case decided by it involves a question of such importance that the case should be decided by the supreme court. (Ill.Const. 1970, art. VI, sec. 4.)

Article VI of the state constitution appears in appendix A. A map of the judicial districts of the supreme and appellate courts is shown in appendix D. A diagram of the Illinois judicial system is shown in appendix F.

## ADMINISTRATIVE AND SUPERVISORY AUTHORITY

General administrative and supervisory authority over the unified court system is vested in the supreme court by the constitution. To aid the chief justice in exercising this authority, the court appoints an administrative director and staff.

(Ill.Const. 1970, art. VI, sec. 16.) In addition, the constitution identifies specific administrative powers which the court shall or may exercise. These powers include prescribing the number of appellate divisions in each judicial district, assigning judges to appellate divisions, prescribing the time and place for appellate divisions to sit, providing for the manner of appointing associate judges, providing for matters assignable to associate judges, filling judicial vacancies by appointment, prescribing rules of conduct for judges, assigning retired judges to judicial service, temporarily assigning judges, providing for an annual judicial conference and reporting thereon annually in writing to the General Assembly of Illinois, and appointing nonjudicial officers of the court.

The court exercises other administrative functions pursuant to statute or through power inherent in the operation of the unified court system. The annual judicial budget, prepared by the administrative director, is approved by the court. The court appoints the state appellate defender, two persons to the appellate defender commission, and three judges to the board of trustees of the Judges' Retirement System. From time to time, the court appoints committees to study and suggest amendments in substantive and procedural law, rules of court, and other matters affecting the administration of justice.

## JUSTICES CLARK, CUNNINGHAM, AND MORAN RETIRE

Justices William G. Clark, Thomas J. Moran, and Joseph F. Cunningham retired on December 7, 1992. Justices Clark and Moran were elected to the supreme court in November 1976. Justice Cunningham was appointed to fill vacancies in September 1987 and again in June 1991.

### William G. Clark

Justice Clark was born in Chicago on July 16, 1924. He attended Loyola University of Chicago and, as a member of a U. S. Army training program, Michigan State University and the University of Michigan. He received his law degree from DePaul University College of Law and was admitted to the practice of law in January 1947.

Justice Clark has a long and distinguished career in public service, having served in the legislative,

executive, and judicial branches of state government. He was appointed by Governor Stevenson as attorney for the public administrator of Cook County and then, in 1952, was elected to the state house of representatives. In 1954 he was elected to the state senate. In 1956 and 1958, he was re-elected to the state house of representatives and served as majority leader of the 71st General Assembly.

In 1960, Justice Clark was elected attorney general and reelected in 1964. He took a strong leadership role in drafting and enacting laws for the prevention of consumer fraud; regulation of charities and trusts; and water and air pollution control. He also established specialized divisions to enforce the new laws.

From 1969 to 1976, he was a senior partner in a Chicago law firm.

In November 1976, Justice Clark was elected to the Supreme Court of Illinois to fill the vacancy created by the retirement of Justice Thomas E. Kluczynski. He was retained in 1986 and served a total of 16 years on the bench.

Among the honors bestowed on Justice Clark are honorary doctorates from John Marshall Law School and DePaul University, and the Shield of Justice Award from DePaul University College of Law.

During his tenure, Justice Clark served as the court's liaison to the executive committee of the Illinois Judicial Conference and as chair of the Illinois Courts Commission.

From 1985 to 1988, Justice Clark served as chief justice. Some of the major accomplishments of the court during this period included:

- Inauguration of court-annexed mandatory arbitration for civil claims of \$15,000 or less
- Appointment of the Planning and Oversight Committee for a Judicial Performance Evaluation Program
- Initiation of a study of state funding of the Illinois circuit courts
- Adoption of a new *Code of Judicial Conduct* and a substantially revised rule governing financial disclosure by judges
- Appointment of the Committee to Study the Function and Operation of the Attorney Registration and Disciplinary Commission, and the addition of nonlawyers to the commission

- Establishment of a Chicago branch office of the supreme court clerk
- Agreement to relocate the offices of the supreme court and appellate court, first district, to the "old" State of Illinois Building in Chicago, and commencement of plans to renovate the old building
- Appointment of the Committee on Post-Conviction Review of Death Sentences
- Celebration of the Bicentennial of the U. S. Constitution

Justice Clark's first opinion for the court was *People v. Lott* (1977), 66 Ill.2d 290 and his first dissenting opinion was *Illinois Valley Irrigation, Inc. v. Industrial Commission* (1977), 66 Ill.2d 234, 241. During his years on the supreme court, he authored 406 majority opinions, eighty-seven dissenting opinions, thirty-two concurring and specially concurring opinions, and sixteen concurring in part and dissenting in part opinions. Justice Clark's opinions are found in eighty-four volumes of the Illinois Reports, 66 Ill.2d through 149 Ill.2d.

#### Joseph F. Cunningham

Justice Cunningham was born on February 25, 1924, in East St. Louis, Illinois. He graduated in 1946 from the University of Dayton in Ohio, receiving a B.A. degree, and received a J.D. degree in 1952 from Washington University School of Law in St. Louis, Missouri. He was admitted to the practice of law in November 1952.

Prior to his judicial career, Justice Cunningham engaged in the private practice of law and was corporation counsel of two municipalities. Appointed magistrate of the twentieth circuit, he became associate judge on July 1, 1971 when the new state constitution went into effect. On April 14, 1972, the supreme court appointed Justice Cunningham as a circuit judge of the circuit. He was elected to that post in November 1974, and retained in 1980 and 1986. He was chief judge of the circuit from 1975 to 1984 and again in 1987.

On September 16, 1987, he was appointed to the supreme court from the fifth district to fill the vacancy created by the retirement of Justice Joseph H. Goldenhersh. Justice Cunningham served until December 5, 1988, when Justice Horace L. Calvo was sworn in as Justice Goldenhersh's elected successor.

On July 15, 1990, the court appointed Justice Cunningham the administrative director of the Administrative Office of the Illinois Courts. He served as administrative director until June 17, 1991, when the court again appointed him to fill the vacancy created by the death of Justice Calvo.

When Justice Cunningham retired, he had completed nearly twenty-six years of service as a trial judge, chief judge, administrative director, and supreme court justice.

Over his career, Justice Cunningham served as chair of the Conference of Chief Circuit Judges and its traffic rules committee, chair of the Coordinating Committee of the Associate Judge Seminar, member of the executive committee of the Illinois Judicial Conference, chair of the Illinois Courts Commission, and the supreme court's liaison to its Committee on Illinois Pattern Jury Instructions in Criminal Cases.

Justice Cunningham's first opinion for the court was *In re Yamaguchi* (1987), 118 Ill.2d 417 and his first dissenting opinion was *Flesner v. Youngs Development Company* (1991), 145 Ill.2d 252, 258. During his tenure on the court he authored fifty-six majority opinions, one dissenting opinion, and one specially concurring opinion. His opinions are in Illinois Reports, 118 Ill.2d through 127 Ill.2d and 144 Ill.2d through 149 Ill.2d.

#### **Thomas J. Moran**

Justice Moran was born in Waukegan on July 17, 1920. He graduated from Lake Forest College in Illinois with a B.A. degree. He received a LL.B. degree from Chicago-Kent College of Law in 1950 and was admitted to the practice of law in November of that year. He engaged in the private practice of law from 1950 until his election as state's attorney of Lake County in 1956.

Justice Moran began his judicial career in 1958. He was elected probate judge of Lake County and served as circuit judge when a vacancy occurred in that office. He was elected circuit judge in the nineteenth circuit in 1961 and served there as chief judge. In January 1964, Justice Moran was assigned by the supreme court to the appellate court, second district. He was elected to the position in November 1964. Two years later, he was elected to the supreme court to fill the vacancy created by the resignation of Justice Charles H. Davis. He was

retained in 1986 and served a total of sixteen years on the court.

Having served thirty-four years as a judge, Justice Moran brought a wealth of varied judicial experience to the court. He also brought broad experience in judicial education and administration:

- Faculty member, New York University Law School seminars for State and Federal reviewing court judges and Louisiana State University Law School judicial seminars.
- Member, executive committee of Appellate Judges Conference of the American Bar Association; chair, ABA's Judicial Administration Division's Committee on Technology and the Courts; member, Committee on Administration of Appellate Courts of the American Bar Foundation
- Chair, Administrative Committee of the Illinois Appellate Court
- Vice-Chair, Committee on Uniform Circuit Court Rules of the Illinois State Bar Association
- Member, Videotape Steering Committee of McGeorge School of Law
- Author, Special Study on Technology for Illinois Courts and Report on Status of Magistrates

Largely because he brought with him to the court a great interest and knowledge of appellate procedure and modern technology, Justice Moran played a significant role in the court's development of a computerized case-tracking system.

During his tenure on the court, Justice Moran served as liaison to the Supreme Court Rules Committee and the appellate court's administrative committee. He also served as chair of the Illinois Courts commission.

Justice Moran served as chief justice from 1988 to 1991. During this time, the court adopted the recommendations of its Committee to Study the Function and Operation of the Attorney Registration and Disciplinary Commission, including putting nonlawyers on Judicial Inquiry Board panels and making the proceedings of the board open to the public. The court also adopted a new code of ethics for lawyers — the Supreme Court Rules of Professional Conduct.

Justice Moran's first opinion for the court, was *Boalbey v. Industrial Commission* (1977), 66 Ill.2d 217 and his first dissenting opinion was *People v.*

*Blitz* (1977), 68 Ill.2d 287. During his tenure on the court, Justice Moran authored 427 majority opinions, forty-five dissenting opinions, nine concurring and specially concurring opinions, and eleven concurring in part and dissenting in part opinions. His opinions are found in eighty-four volumes of the Illinois Reports, 66 Ill.2d through 149 Ill.2d.

#### **JUSTICES HARRISON, McMORROW, AND NICKELS ELECTED**

On November 3, 1992, three appellate court judges were elected to the Supreme Court of Illinois and took office on December 7, 1992: Moses W. Harrison II, Mary Ann G. McMorrow, and John L. Nickels.

Justice Harrison was born in Collinsville. He received his Bachelor of Arts degree from Colorado College and his LL.B. degree from Washington University Law School in St. Louis. He was admitted to the practice of law in Illinois and Missouri in 1958. He was engaged in the private practice of law with the firm of Harrison, Rarick and Cadigan until he was appointed by the supreme court in 1973 as a judge of the third judicial circuit. He was elected to that position the following year. While with this circuit, he served two terms as chief judge. Justice Harrison was assigned to the Appellate Court of Illinois, fifth district in 1979 and elected to that court in 1980, where he served until 1992 when he was elected to the Supreme Court of Illinois. He is former chair of the Appellate Court of Illinois and was twice elected as presiding justice of the appellate court, fifth district. Justice Harrison is a member and former president of the Madison County Bar Association. He is also a member of the Illinois State Bar Association and past member of its board of governors. Justice Harrison is a member of the American, Tri-City and Metropolitan St. Louis Bar Associations, the Justinian Society, and the American Judicature Society. He was elected to fill the seat left vacant by the death of Justice Horace Calvo.

Justice McMorrow was born in Chicago. She received her undergraduate degree from Rosary College and her law degree at Loyola University. She was admitted to the practice of law in Illinois in 1953. She was employed by the law firm of Riodan & Linklater, engaging in the general practice of law. Justice McMorrow was appointed an assistant state's attorney of Cook County, assigned to the criminal division, and was the first woman to prosecute felony cases in Cook County. She was elected a judge of

the Circuit Court of Cook County in 1976. Justice McMorrow was assigned by the Supreme Court of Illinois to the appellate court, first district, in 1985 and elected to that court in 1986. She was the first woman elected to serve as chairperson of the executive committee in the first district and the first woman elected to the Supreme Court of Illinois. She is a member of the Illinois State Bar Association, the Chicago Bar Association and past president of the Women's Bar Association of Illinois. She is also a member of the American Judicature Society, the National Association of Women Judges, and member of the board of directors of the Illinois Judges Association. Justice McMorrow was elected to fill the seat left vacant by the retirement of Justice William Clark.

Justice Nickels was born in Aurora. He received a bachelor's degree in business administration from Northern Illinois University and a J.D. from DePaul University. He practiced law for over 20 years as a senior partner with the law firm of Nickels & McClow. Prior to being elected to the Supreme Court of Illinois, he had ten years of judicial experience as a circuit judge in the sixteenth circuit and appellate court judge with the appellate court, second district. Justice Nickels is a member of the Illinois State Bar Association and the bar associations in Du Page, Kane, and De Kalb counties. He served in the U. S. Army and has been active in civic and fraternal organizations and organizations devoted to the arts. He has participated in a wide-range of community activities, including serving on the Waubensee College Board of Trustees, the Advisory Council and Foundation of the Kaneland School District, the Kane County Planning Commission and Zoning Board of Appeals. Justice Nickels was elected to fill the seat left vacant by the retirement of Justice Thomas Moran.

#### **SUPREME COURT JUSTICES**

At the end of 1992, the following justices were serving on the Supreme Court of Illinois:

##### **First District**

Michael A. Bilandic  
Chicago

Charles E. Freeman  
Chicago

Mary Ann G. McMorrow  
Chicago

**Second District**

John L. Nickels  
St. Charles

**Third District**

James D. Heiple  
Pekin

**Fourth District**

Benjamin K. Miller, Chief Justice  
Springfield

**Fifth District**

Moses W. Harrison II  
Fairview Heights

**"THE FUTURE AND THE COURTS OF ILLINOIS"  
CONFERENCE**

To address ways in which the court system must change to adapt to a changing world rapidly approaching the 21st century, the Supreme Court of Illinois in conjunction with the American Judicature Society, sponsored "The Future and the Court of Illinois" conference. Spearheaded by Chief Justice Benjamin K. Miller, the goal of the conference was "to ensure that the Illinois judicial system will be able to guarantee accessible and impartial justice to all in a future filled with expected, but undefinable change."

Held April 1-4, 1992, in Oak Brook, Illinois, the conference brought 350 participants from various walks of life together to examine these changes and determine ways to adapt to them. A wide cross-section of individuals who use, work in, or otherwise affect the Illinois courts were invited to participate.

Meeting in small groups and plenary sessions, judges, legislators, court personnel, lawyers, business people, physicians, educators, community group leaders, journalists, social workers, law enforcement officials and others endeavored to creatively and productively identify numerous diverse challenges facing the courts, and to develop strategies for meeting these challenges. The unique blend of backgrounds and interests of participants brought a wide range of views to these tasks.

Over a three-day period, participants attended nine topical plenary sessions to hear presentations on current trends in the economy, demographics, society, and science -- areas which are expected to shape the future of society and hence, the courts. Equipped with this information, participants then

convened daily in smaller work groups composed of ten to fifteen persons who, by experience and occupation, represented a wide cross-section of the conference. These small groups were aided by facilitators who encouraged open-minded and creative thinking among the participants to discuss patterns of change now affecting and likely to affect the courts in the future, and to develop scenarios -- both good and bad -- of what might happen for society and the courts. A multitude of ideas emerged from the brainstorming of small groups in their predicting societal changes and formulating plans to meet these challenges effectively.

The conference proved to be a highly effective means to discern the trends of today and prepare for the future in the best way possible. In his closing remarks to conference participants, Chief Justice Miller stressed the importance of working together to continue to meet changes: "I can assure you, on behalf of the Supreme Court of Illinois, that this is not the end, but the beginning. Together with others, we will continue to build on the work that was begun at this important conference."

In an effort to continue and expand upon the work of the Future and the Courts Conference, the Supreme Court of Illinois is undertaking plans to create a new committee of the Illinois Judicial Conference. The Long-Range Planning Committee will be responsible for developing, implementing, coordinating and evaluating planning activities for the judiciary. It will establish a comprehensive and coordinated judicial planning process to include strategies and methods for addressing emerging trends, and broad issues confronting the judiciary.

**SUPREME COURT RULES COMMITTEE**

At the end of 1992, the following persons were members of the Supreme Court Rules Committee:

Prof. Jo Desha Lucas, Chair (Chicago)  
Murray C. Conzelman, Esq. (Waukegan)  
Judge Daniel D. Doyle (Rockford)  
A. Mark Ialongo, Esq. (Chicago)  
Watts C. Johnson, Esq. (Princeton)  
Stephen R. Kaufmann, Esq. (Springfield)  
Carl W. Lee, Esq. (Belleville)  
Delmer R. Mitchell Jr., Esq. (Quincy)  
William R. Quinlan, Esq. (Chicago)  
Judge Ellis E. Reid (Chicago)  
Judge Dom J. Rizzi (Chicago)  
Lee J. Schwartz, Esq. (Chicago)

Peter M. Sfikas, Esq. (Chicago)  
Jack M. Siegel, Esq. (Chicago)  
James J. Stamos, Esq. (Chicago)  
Robert L. Stern, Esq., Emeritus (Chicago)

Justice Charles E. Freeman served as the court's liaison. William M. Madden, Esq., acting director of the Administrative Office of the Illinois Courts, served as secretary to the committee.

During 1992, the committee met on January 3, February 28, April 24, May 29, June 26, October 30, and December 18.

On May 4, the committee held public hearings concerning the following proposals:

1. *Proposals for Modification of the Supreme Court Rules for Appellate Practice.* A comprehensive review of and recommendations for the amendment of the existing rules of appellate procedure in civil cases.

2. *Civil Practice and Procedure - Intervals Between Due Dates Should be in Multiples of Seven.* Except in rare instances (e.g. where seven days would be too long) the time within which actions should be taken on any matter within the Illinois court system should be in multiples of seven (rather than "ten days" or "thirty days," etc.) It was proposed that Rules 21, 23, 88, 90, 92, 93, 101, 181, 187, 220, 296, 303, 305, 306, 307, 309, 341 and 374 be so amended.

3. *Civil Procedure - Depositions - Where Taken - Within Twenty-five Miles of Residence.* The committee tentatively approved a proposal allowing a party to notice a deposition for a location within twenty-five miles of the deponent's residence, even though that location may not be within the deponent's county of residence.

4. *Civil Procedure - Discovery - Subpoena for Deposition Documents Only.* Notice must be given to all parties that a subpoena for deposition has been issued under Rule 204(a).

#### **SUPREME COURT RULES**

The court amended, created or repealed the following rules, with the effective date in parenthesis.

#### **Amended Rules**

*Rules 11 & 12, concerning the serving of papers and proof of service.* Amended to accommodate the use of facsimile transmission as a means of service of papers other than briefs, if a party or a party's attorney has agreed to accept service by facsimile. (11/15/92)

*Rule 20, Certification of Questions of State Law from Certain Federal Courts.* Amended to provide that the time schedule for briefs will not begin to run until the supreme court decides that it will answer the certified question. (8/1/92)

*Rule 39, Appointment of Associate Judges.* Amended to define the term "circuit judge" for the purposes of that rule, to allow all circuit judges elected in any circuit having fewer than twenty circuit judges to sit as a nominating committee, rather than having a nominating committee consisting of the chief judge and ten circuit judges selected by the chief judge, and extend from ten to fourteen the number of days circuit judges have to deliver ballots to the administrative director. (8/1/92)

*Rule 58, Judicial Performance Evaluation.* Amended to make corrections to certain citations in subparagraph (d)(1). (8/1/92)

*Rule 66, Nonjudicial Compensation and Annual Statement of Economic Interests.* Amended to make it clear that the word "compensation" shall not be construed to include a sum of money or other thing of value paid for writings and to increase from \$2,000 to \$3,000 the total honoraria a judge may receive within any six-month period. (8/1/92)

*Rules 101 & 107, concerning process and notice.* Amended to accommodate the use of facsimile transmission as a means of service of papers other than briefs, if a party or a party's attorney has agreed to accept service by facsimile. (11/15/92)

*Rule 108, Explanation of Rights of Heirs and Legatees When Will Admitted or Denied Probate.* Amended to revise notice procedures to be followed when a will is admitted or denied admission to probate under the *Probate Act of 1975*, as amended. (8/1/92)

*Rules 131 & 222*, concerning pleadings and discovery. Amended to accommodate the use of facsimile transmission as a means of service of papers other than briefs, if a party or a party's attorney has agreed to accept service by facsimile. (11/15/92)

*Rule 191, Proceedings Under Sections 2-1005, 2-619 and 2-301(b) of the Code of Civil Procedure.* Amended to require that motions for summary judgment under section 2-1005 of the *Code of Civil Procedure* and motions for involuntary dismissal under section 2-619 of the code must be filed before the last date, if any, set by the trial court for the filing of dispositive motions. (8/1/91)

*Rule 236, Admission of Business Records in Evidence.* Amended to allow medical records to be treated as any other business records under subparagraph (a) thereof. (8/1/92)

*Rule 286, Appearance and Trial [in Small Claims].* Amended by eliminating the condition which set a \$1,000 upper limit on the value of cases in which the trial court may adjudicate a small claim at an informal hearing. Now *all* small claims may be adjudicated at an informal hearing. (8/1/92)

*Rule 287, Depositions, Discovery and Motions [in Small Claims].* Amended to provide that a request to admit under Rule 216 is not to be used in small claims cases, except upon leave of court. (8/1/92)

*Rule 291, Proceedings under the Administrative Review Law.* Amended to accommodate the use of facsimile transmission as a means of service of papers other than briefs, if a party or a party's attorney has agreed to accept service by facsimile. (11/15/92)

*Rule 529*, concerning payment of traffic fines by mail without a court appearance. Amended by changing the amount of the fine, penalties and costs to be paid in such cases, when a prior order of failure to appear to answer the charge has been entered, from \$85 to "the amount of the required bail, plus \$35." (1/1/92)

*Rules 501, 503, 526, 527, 528, 529, 530, 551 and 553*, concerning trial court proceedings in traffic and other offenses and bail schedules. Amended to increase bail from \$50 to \$75 in most minor matters and by modest amounts in other cases, and by making other changes required by modifications in

certain statutes concerning traffic cases, conservation cases, and minor misdemeanors. (7/1/92)

*Rules 604 and 605*, concerning appeals in criminal cases. Amended to recognize that, if attacking only the sentence on appeal, a criminal defendant (in order to invoke the reviewing court's jurisdiction) need not have filed in the trial court a motion to withdraw his or her plea of guilty, but need only have filed a timely motion to reconsider the sentence. (8/1/92)

*Rules 701, 702, 703, 704, 705, 706, 707, 708, 709, 711, and 713*, concerning admission to the Bar. Amended to change the name of the Board of Law Examiners to the Board of Admissions to the Bar and made several changes in procedures applicable to processing applications for admission to practice law in Illinois. (7/1/92)

### **New Rules**

*Rules 100.1 to 100.13, Expedited Child Support.* Allows circuit courts to establish expedited child support procedures in accordance with the general mandates of these new rules and, specifically, pursuant to approved plans submitted according to these new rules. (4/1/92)

*Rule 185, Telephone Conferences.* Except as otherwise provided by rule of the circuit court, a court may, at a party's request, direct argument of any motion or discussion of any other matter by telephone conference without a court appearance, further authorizing the court to direct which party shall pay the cost of the telephone calls. (8/1/92)

### **Repealed Rule**

*Rule 3.8(c), Special Responsibilities of a Prosecutor, Rules of Professional Conduct.* (10/30/92)

### **CLERK OF THE SUPREME COURT**

Clerk of the Supreme Court, Juleann Hornyak, has served the court since her appointment in July 1982. The clerk is responsible for processing cases and other filings and maintaining dockets, records, files, and statistics on the activities of the court.

The clerk maintains two offices: the main office (with eleven deputy clerks) in the Supreme Court Building in Springfield and a satellite office (with two deputy clerks) in the Richard J. Daley Center in

Chicago. The Springfield office is a full-service operation. The satellite office, opened in 1986, accommodates the filing and processing of motions and corresponding orders from the populous first district, distributes opinions, rule changes and other announcements simultaneously with their release in Springfield, and addresses case-related and procedural inquiries from the public.

The foremost responsibility of the clerk's office is assisting the court in the management of its caseload, which is contained on three separate dockets. Maintaining these dockets consists of checking to see that tendered cases are within the court's jurisdiction, that documents are in proper form and that parties otherwise conform to the applicable supreme court rules, that filing dates are met so that cases can proceed according to schedule, and that matters are presented to the court for disposition at the appropriate time. The clerk's office monitors the flow of cases from initiation to the issuance of mandates and final orders.

In addition to case-related responsibilities, the clerk's office is responsible for the following:

- Maintaining the roll of attorneys licensed to practice in Illinois
- Processing the licensing of attorneys and coordinating the semi-annual admission ceremonies
- Registering and renewing professional service corporations and associations engaged in the practice of law
- Filing judicial financial disclosure statements
- Serving as a public information office of the court

In 1992, the clerk docketed and monitored 2,747 cases; processed the licensing of 2,986 attorneys, a ten-year high; registered 186 new professional service corporations and renewed 2,117 corporations; and filed over 800 financial disclosure statements.

During this same time period, the roll of attorneys maintained by the clerk was mechanized through a computer link-up with the Attorney Registration and Disciplinary Commission. This accommodation has enabled the clerk and the commission to share a common data base while preserving the record-keeping responsibilities that are unique to each office.

## **SUPREME COURT MARSHAL**

Marshal Carolyn D. Taitt has served the court since her appointment in 1989.

The marshal oversees all renovations, repairs, and daily maintenance of the Supreme Court Building and grounds; maintains security for all employees of the building and all justices around the clock; extends courtesies and welcomes individuals and groups seeking a tour of the building; and shares her knowledge of the facilities and history of the court with those interested in learning about the general day-to-day operations of the court. In fulfilling these responsibilities, the marshal oversees a staff of fifteen employees.

In addition, the marshal attends all sessions of the court, both in Springfield and Chicago, and performs other duties at the direction of the court, including serving legal documents on individual attorneys in disciplinary matters.

## **REPORTER OF DECISIONS**

Reporter of Decisions, Brian C. Ervin, has served the court since 1987.

Mr. Ervin's office, located in Bloomington, publishes the opinions of the supreme and appellate courts in the soft back Official Reports, the hardbound Illinois Reports, Second Series, and the Illinois Appellate Reports, Third Series. In 1992, the office published six volumes of Illinois Reports, and fifteen volumes of the Illinois Appellate Reports, along with the bi-weekly Official Reports. Seventeen full-time staff members at the office in Bloomington prepare the reviewing courts' opinions for publications by verifying all case citations, editing the opinions for style and grammar, and composing head notes, attorney lines, tables of cases, topical summaries, and indices. Additionally, typesetting of the Official Reports is performed in-house.

## **SUPREME COURT LIBRARIAN**

Appointed to the position in July 1991, Supreme Court Librarian Brenda I. Larison directs the operations of the library and the acquisition of research materials for the offices of supreme court

justices. Librarian Christine A. Clatt assists Ms. Larison. The library professional staff is assisted by an account clerk and a part-time library clerk.

Staff of the library provides research and reference assistance to the court. Other library patrons include the state judiciary, representatives from other state government agencies, attorneys, and the public. The library contains over 85,000 volumes consisting of federal and state primary authority, as well as secondary authority such as encyclopedias, treatises, restatements, loose-leaf services, case digests, law reports, and over 500 legal periodicals and law reviews. During 1992, 1,377 bound volumes were added to the library collection.

#### **SUPREME COURT LEGAL RESEARCH DIRECTOR**

Supreme Court Legal Research Director, Douglas K. Smith, is responsible for performing a variety of tasks which aid the court in the disposition of appeals. Specifically, research attorneys perform a variety of legal research and writing assignments which include memoranda on pending petitions for leave to appeal, briefs ready for oral argument, and full-court motions. Research attorneys also assist in drafting supervisory orders and participate in special research projects for the court.

During 1992, the research staff consisted of the director, six research attorneys, an administrative secretary and two secretaries.

#### **SUPREME COURT JUDICIAL APPOINTMENTS**

The Supreme Court of Illinois appointed the following judges to fill appellate and circuit court vacancies during 1992:

##### **Appellate Court**

(Vacancy of John. L. Nickels)  
James F. Quetsch  
Second District  
Effective 12/31/92

(Vacancy of Moses W. Harrison II)  
Gordon E. Maag  
Fifth District  
Effective 12/31/92

##### **Cook County Circuit**

(Vacancy of Joseph Schneider)  
Michael B. Bolan  
Effective 3/16/92

(Vacancy of Louis J. Giliberto)  
Henry R. Simmons Jr.  
Effective 9/25/92

(Vacancy of Myron T. Gomberg)  
Stuart F. Lubin  
Effective 9/25/92

##### **First Circuit**

(Vacancy of Thomas W. Haney)  
Ronald R. Eckiss  
Williamson County  
Effective 12/07/92

(Vacancy of J. Phil Gilbert)  
Arlie O. Boswell Jr.  
At Large  
Effective 10/19/92

##### **Second Circuit**

(Vacancy of Philip B. Benefiel)  
Edward Benecki  
Lawrence County  
Effective 1/01/92

##### **Fourth Circuit**

(Vacancy of Arthur G. Henken)  
Patrick J. Hitpas  
Clinton County  
Effective 8/17/92

(Vacancy of E. C. Eberspacher III)  
Robert Lee Broverman  
At Large  
Effective 12/31/92

##### **Tenth Circuit**

(Vacancy of Joe Billy McDade)  
James M. Bumgarner  
At Large  
Effective 3/19/92





CHAMBERS OF  
BENJAMIN K. MILLER  
CHIEF JUSTICE  
SUPREME COURT OF ILLINOIS

FIRST OF AMERICA CENTER, SUITE 560  
ONE NORTH OLD STATE CAPITOL PLAZA  
SPRINGFIELD, ILLINOIS 62701

January 26, 1993

Honorable James "Pate" Philip  
President  
State Senate  
State House  
Springfield, Illinois 62706

Honorable Michael J. Madigan  
Speaker  
House of Representatives  
State House  
Springfield, Illinois 62706

Gentlemen:

This report is submitted in accordance with section 17 of Article VI of the Illinois Constitution of 1970 which provides: "The Supreme Court shall provide by rule for an annual judicial conference to consider the work of the courts and to suggest improvements in the administration of justice and shall report thereon annually in writing to the General Assembly ...".

The administration of justice is fundamental to governance. As the head of the Judicial Branch of Illinois State government, the Supreme Court is responsible under our Constitution for insuring that the administration of justice in this State remains responsive to the needs of all of our citizens.

Throughout the years, the Supreme Court has been committed to the careful stewardship of the resources that are provided to operate the court system in this State. During the last two years, the Supreme Court, in the face of increasing costs and caseloads, has tried to make do with reduced resources which result from fiscal problems being experienced throughout all of State government. Unless this funding trend is reversed however, and adequate funding is provided for FY'94, the ability of the Supreme Court to administer justice in this State will be seriously impaired.

Keeping in mind the separate roles of the Supreme Court and the General Assembly, we do not intend to intrude upon the prerogatives of the General Assembly in determining what legislation should be enacted. It is gratifying, however, to note that the General Assembly, over the years, has acted to implement many of the suggestions made by the Court.

I respectfully submit that the suggestions contained within this report merit the consideration of the General Assembly.

Sincerely,

A handwritten signature in black ink, appearing to read "Benjamin K. Miller", with a stylized, flowing script.

Benjamin K. Miller

BKM/bas

Enclosure

c: Members of the General Assembly

# SUPREME COURT ANNUAL REPORT TO THE THE GENERAL ASSEMBLY

## SECTION I. GENERAL POLICY CONCERNS

### 1. Judicial Advisory Council.

In the years that it was in operation, the Judicial Advisory Council played a constructive role in providing a forum for the consideration and resolution of a number of issues related to the Judicial Branch of government. One of the most important functions was to advise the General Assembly of the impact on the Judicial Branch of proposed legislation. The Council was a committee consisting of legislators and attorneys from throughout the State which met periodically to consider issues and problems as they related to the Judicial Branch and to develop solutions to those issues. These were then presented to the General Assembly.

The Supreme Court suggests that the General Assembly revive the Judicial Advisory Council.

### 2. Statute requiring judicial note on certain legislation should be followed by the General Assembly.

The Supreme Court is deeply concerned about the purpose or effect of a bill which is to directly or indirectly increase the number of judges in Illinois without an assessment of the judiciary as a whole, and urges the General Assembly to invoke the *Judicial Note Act* (Ill.Rev.Stat. 1991, ch. 63, par. 42.61 *et seq.*) (25 ILCS 60/1 *et seq.* (1992)) whenever the purpose or effect of a bill or a bill amendment is to directly or indirectly increase, or decrease, the number of judges in Illinois.

## SECTION II. RECENT OPINIONS OF THE SUPREME COURT THAT SUGGEST LEGISLATIVE ACTION

### 1. The *Illinois Dangerous Animals Act* should provide criteria for determining whether a reptile is "life-threatening" or provide authorization to an administrative agency to promulgate regulations on the subject.

In *People v. Fabing* (1991), 143 Ill.2d 48, the Supreme Court held that the provision prohibiting the possession of a "life-threatening reptile" in the *Illinois Dangerous Animal Act* (the Act) (Ill.Rev.Stat. 1987, ch. 8, par. 240) was unconstitutionally vague as

applied to possession of a seven-foot boa constrictor, but not unconstitutionally vague as applied to possession of two 15 to 20 foot pythons and a four-foot alligator. Our Court observed that the Act was "somewhat ambiguous" because "the Act does not provide the criteria with which to determine whether a particular reptile is life-threatening, nor does it authorize an administrative agency to promulgate regulations on the subject." 143 Ill.2d at 54-5.

The Supreme Court invites the General Assembly to consider whether to amend the *Illinois Dangerous Animal Act* to provide criteria with which to determine whether a particular reptile is "life-threatening" or to provide authorization to an administrative agency to promulgate regulations on the subject.

### 2. Should the *Structural Work Act* expressly provide the spouse of an injured worker a cause of action for loss of consortium?

In *Harvel v. City of Johnston City* (1992), 146 Ill.2d 277 (Miller, C.J. & Heiple, J., dissenting), our Court construed the language of section 9 of the *Structural Work Act* (the Act) (Ill.Rev.Stat. 1987, ch. 48, par. 69) to permit the spouse of an injured worker to bring a cause of action for loss of consortium. Section 9 provides a cause of action to a "party injured" by willful violations of the Act for any "direct damages sustained thereby." Chief Justice Miller, in his dissent, observed that "[h]owever desirable or undesirable the majority's results might be, the decision whether or not to expand liability under the Act is a matter more appropriately reserved to the collective judgment of the legislature." 146 Ill.2d at 301.

The Supreme Court invites the General Assembly to consider whether to amend the *Structural Work Act* to grant explicitly the spouse of an injured worker a cause of action for loss of consortium.

### 3. The *Illinois Environmental Protection Act* needs to be clarified.

In *People v. NL Industries, Inc.* (November 30, 1992), Nos. 72461, 72505 cons., the Illinois Supreme Court determined that where the *Illinois Environmental Protection Act* (the Act) neglects to specify which party is to file certain actions to redress matters of environmental damage, the State's

Attorney of the county in which the violation occurred or the Illinois Attorney General has the authority to file such actions as the chief legal officer of the State. The Court identified the following sections of the Act as sections authorizing the institution of environmental lawsuits, but failing to specify which party may bring such actions.

"Section 22.2(i) makes no reference to which State body of government must file an action to recover costs for cleanup in an action initiated by the Agency. (Ill.Rev.Stat. 1987, ch. 111 1/2, par. 1022.2(i).) No reference is made to which party should bring actions to recover punitive damages. (Ill.Rev.Stat. 1987, ch. 111 1/2, par. 1022.2(k).) Likewise, section 42(d), which refers to recouping civil penalties, states that such penalties may be recovered in a civil action without specifying the party which may file such action. Ill.Rev.Stat. 1987, ch. 111 1/2, par. 1042(d).

Where the statute neglects to specify which party is to file a certain action, it must be recognized that the State's Attorney of the county in which the violation occurred or the Attorney General is allowed to do so." Slip op. at 14.

The Supreme Court invites the General Assembly to consider whether to amend the *Illinois Environmental Protection Act* to provide specifically that the State's Attorney of the county in which the violation occurred or the Attorney General is authorized to institute suits for recovery of cleanup costs, civil penalties or punitive damages.

#### **4. Provide consistency between the *Unemployment Insurance Act* and the *Administrative Review Law*.**

In *Stone v. Department of Employment Security Board of Review* (1992), 151 Ill.2d 257, the Supreme Court found that section 1100 of the *Unemployment Insurance Act* (Ill.Rev.Stat. 1989, ch. 48, par. 520) is in irreconcilable conflict with section 3-107 of the *Administrative Review Law* (Ill.Rev.Stat. 1989, ch. 110, par. 3-107), and that the *Administrative Review Law* is controlling. Therefore, the Court held that under the *Administrative Review Law*, the Director of the Department of Employment Security did not have to be named as a defendant in a complaint seeking judicial review of a decision by the Department of Employment Security Board of Review.

The Supreme Court suggests that the General Assembly consider examining the conflict between section 1100 of the *Unemployment Insurance Act* (Ill.Rev.Stat. 1991, ch. 48, par. 520) (820 ILCS 405/1100 (1992)) and section 3-107 of the *Administrative Review Law* (Ill.Rev.Stat. 1991, ch. 110, par. 3-107) (735 ILCS 5/3-107 (1992)).

### **Section III. ADDITIONAL CONCERNS SUGGESTED FOR CONSIDERATION BY THE GENERAL ASSEMBLY**

1. **The Illinois Vehicle Code and any other relevant statutory provisions should provide for local traffic ordinance use of numbering systems permitting manual and computer recognition of comparable state law offenses.**

The circuit court clerks, and the Secretary of State in particular, report that there is wide disparity in local authorities' traffic ordinance numbering systems. As a consequence of this lack of uniformity, the clerks and Secretary of State have difficulty in discharging their statutory reporting and report-collecting duties with regard to determining, by a mere examination of the traffic ticket which cites the local ordinance violated, the "comparability" of the local ordinance with offenses in the Illinois Vehicle Code (625 ILCS 5/1-100 *et seq.* (1992)).

An example of a municipality adopting traffic ordinances which incorporate by reference the Illinois Vehicle Code numbering scheme can be found in *Village of Palatine v. Regard* (1990), 136 Ill.2d 503, 505.

The Supreme Court strongly urges the General Assembly to amend the Illinois Vehicle Code and any other relevant statutory provisions to provide for local traffic ordinance use of numbering systems permitting manual and computer recognition of comparable State law offenses as contained in the Illinois Compiled Statutes.

2. **Providing by statute that all determinations of competency to stand trial be made by the court.**

Under present law, a defendant's fitness to stand trial must be determined initially by a judge or a jury. Either side may demand a jury prior to the commencement of the trial.

However, when the issue of fitness is raised after a trial has begun, or at the sentencing stage, the determination shall be made by the court. Ill.Rev.Stat. 1991, ch. 38, par. 104-12; 725 ILCS 5/104-12 (1992).

The right to have a jury trial in a hearing to determine fitness is based on statute. The Supreme Court stated in *People v. Brown* (1969), 43 Ill.2d 79, that "[t]he right to trial by jury guaranteed by the sixth amendment to the Federal constitution and by section 5 of article II of our constitution does not extend to a hearing to determine the competency of a defendant to stand trial." (43 Ill.2d at 81.) Cf. *People v. Shadowsens* (1969), 44 Ill.2d 70.

The General Assembly may want to provide by statute for all determinations of competency to be made by the court, because no constitutional rights have been found to be involved in the issue of fitness to stand trial.

### **3. Funding for probation and related services.**

The Supreme Court administers a system of reimbursements to county government for probation and related services as required by the statutory funding structure outlined in section 15 of the *Probation and Probation Officers Act* (Ill.Rev.Stat. 1991, ch. 38, par. 204-7) (730 ILCS 110/15 (1992)) and section 33 of the *Pretrial Services Act* (Ill.Rev.Stat. 1991, ch. 38, par. 333) (725 ILCS 185/33 (1992)). In order to fully fund the statutorily mandated reimbursements to counties for all existing positions and programs \$48,666,000 is needed. While the State has never fully met this obligation, the FY'91 funding level of \$36,254,000 represented a substantial commitment by the State.

After the peak year of funding, appropriations for these purposes were reduced by \$3.5 million or almost 10% in FY'92. A reduction of \$1.6 million, a further 5%, was made to the FY'93 level of \$31,113,900. These reductions have caused the elimination of programs, staff layoffs, and have jeopardized the working relationship between the Judicial Branch and county governments. An example of this problem is the construction of new and expanded juvenile detention facilities in Knox, McLean, St. Clair and Winnebago counties. In approving funds for the construction of these facilities, the counties relied on the expectation of State reimbursement for the additional staff needed to operate the new facilities. Unless adequate pass-through funds are appropriated to the Judicial Branch,

it will be impossible to fulfill the statutory mandate to reimburse counties for these staff.

If probation, juvenile detention, and pretrial services are to retain credibility as effective components of Illinois' criminal and juvenile justice systems, they must receive the resources to do so. Nevertheless, probation and court services represent only one aspect of the Supreme Court's responsibility to administer justice in this State. While the Supreme Court urges the General Assembly to fund these programs at the level required by State statute, the additional funding cannot be at the expense of adequately funding other Judicial Branch operations.

### **4. The Criminal Code should specify criteria for dispositions of supervision for violations of the Illinois Vehicle Code and similar provisions of local ordinances.**

There is currently no provision under the Illinois Vehicle Code (Ill.Rev.Stat. 1991, ch. 95 1/2, par. 1-100 *et seq.*) (625 ILCS 5/1-100 *et seq.* (1992)) authorizing supervision, and judges who grant supervision for a traffic violation do so under the Unified Code of Corrections (Ill.Rev.Stat. 1991, ch. 38, par. 1005-1-1 *et seq.*) (730 ILCS 5/5-1-1 *et seq.* (1992)). A disposition of supervision has the effect of allowing a defendant to plead guilty with the case ultimately being dismissed upon satisfactory completion of the supervision. It is not considered a conviction. Unfortunately, there is inconsistency in the application of supervision as it relates to violations under the Illinois Vehicle Code and supervision is unevenly and dissimilarly administered.

Under the provisions of a proposed new subsection (i) to Pub. Act 87-1074, eff. Jan. 1, 1993 (amending Ill.Rev.Stat. 1991, ch. 38, par. 1005-6-1), a defendant would be required to show that supervision is permitted pursuant to Supreme Court Rule 529(c) (134 Ill.2d R. 529(c)), or that he or she did not cause personal injury (as defined by section 11-501.6(g) of the Illinois Vehicle Code (Ill.Rev.Stat. 1991, ch. 95 1/2, par. 11-501.6(g)) (625 ILCS 5/11-501.6(g) (1992)) or death, and is not likely to pose a future danger to others on the highway, and has not received a disposition of supervision under the Illinois Vehicle Code or provision of a similar local ordinance for a 12 month period, and is not precluded from receiving supervision under Pub. Act 87-1074, eff. Jan. 1, 1993 (amending Ill.Rev.Stat. 1991, ch. 38, par. 1005-6-1(d)) that provides that a disposition of supervision cannot be given to a defendant who has

been convicted of or given supervision for DUI or similar offense within the past 10 years.

The Supreme Court urges the General Assembly to enact the proposed new subsection (i) to section 5-6-1 of the Unified Code of Corrections, in order to balance the interests of public safety with the present practice of allowing a disposition of supervision for moving violations of State and local motor vehicle laws.

**II**

**THE APPELLATE COURT OF ILLINOIS**



# THE APPELLATE COURT OF ILLINOIS

## ORGANIZATION AND JURISDICTION

The Appellate Court of Illinois, the intermediate court of review in the state's judicial system, is organized into five districts by Supreme Court Rule 22. The first district sits in Chicago; the second, in Elgin; the third, in Ottawa; the fourth, in Springfield; and the fifth, in Mt. Vernon. Each district consists of one division unless the supreme court provides otherwise. A division can have one or more three-judge panels. The first district has six divisions and the other districts each have one division.

The supreme court assigns judges to the various divisions. The judges of a division select one of their members to serve as presiding judge for a term of one year to exercise general administrative authority in the appellate district. The presiding judge designates judges to sit on a three-judge panel.

A five-judge panel of the appellate court sits as the industrial commission division, deciding on cases appealed from the Illinois Industrial Commission.

In the first district (Cook County), an executive committee composed of one judge from each division exercises general administrative authority in this district. The executive committee selects one of its members as the chairperson.

Rule 22 also provides for an executive committee of the appellate court. The committee is composed of the presiding judges of the second, third, fourth, and fifth districts and the members of the executive committee of the first district. The executive committee selects a chair.

Jurisdiction is conferred upon the appellate court by the state constitution. (Ill. Const. 1970, art. VI, sec. 6.) Generally, appeals from final judgments of a circuit court may be taken as a matter of right to the appellate court, except in cases appealable directly to the supreme court and except from judgments of acquittal in criminal cases. The appellate court may exercise original jurisdiction when necessary to complete the determination of any case on review, and it may also directly review administrative actions as provided by law.

Pursuant to article VI, section 6, the General Assembly of Illinois has provided that the following may be appealed directly to the appellate court:

- final orders or determinations of the Pollution Control Board (Ill. Rev. Stat., ch. 111½, par. 1041)
- judgments of the State Board of Elections concerning disclosure of campaign contributions and expenditures (Ill. Rev. Stat., ch. 46, par. 9-22)
- final orders of the Illinois State Labor Relations Board, the Illinois Local Labor Relations Board, and the Illinois Educational Labor Relations Board (Ill. Rev. Stat., ch. 48, pars. 1611, 1716)
- decisions from the Illinois Human Rights Commission (Ill. Rev. Stat., ch. 68, par. 8-111)
- any rule, regulation, order or decision of the Illinois Commerce Commission (Ill. Rev. Stat., ch. 111 2/3, par. 10-201)
- final orders of the Illinois Gaming Board (Ill. Rev. Stat., ch. 120, par. 2417.1)
- initial issuance by the Director of the Department of Nuclear Safety of a license for the disposal of low-level radioactive waste away from the point of generation (Ill. Rev. Stat., ch. 111 1/2, par. 241-18).

The number of appellate judges to be selected from each judicial district shall be provided by law. (Ill. Const. 1970, art. VI, sec. 5.) The state legislature has provided for the election of eighteen appellate judges from the first district; six each from the second, third, and fifth districts; and four from the fourth district. In addition, by the administrative and supervisory authority granted to the supreme court by the constitution, the court can assign judges temporarily to any court. Appellate court judges are elected for ten year terms.

A map of the judicial districts of the supreme and appellate courts is shown in appendix D.

## JUDICIAL ELECTIONS

Elections were held on November 3, 1992, with the term of office beginning on December 7, 1992.

Appellate court judges elected or retained, followed by partisan affiliation and place of residence, are:

### First District

(Vacancy of Michael Bilandic)  
Carl McCormick (D., Olympia Fields)

(Vacancy of Charles Freeman)  
Robert Cahill (D., Skokie)

(Vacancy of Francis Lorenz)  
William Cousins Jr. (D., Chicago)

(Retained)  
Robert C. Buckley

**Third District**  
(Vacancy of James Heiple)  
Peg Breslin (D., Ottawa)

(Vacancy of William Wombacher)  
Tom Lytton (D., Moline)

#### **APPELLATE COURT JUDGES**

As of December 31, 1992, the following judges were serving as appellate court judges. A single asterisk (\*) indicates that the judge was recalled from retirement; a double asterisk (\*\*) indicates a supreme court assignment to the appellate court from the circuit court; a triple (\*\*\*) asterisk indicates that the judge was appointed to the position by the supreme court.

#### **First District**

##### ***Division I***

Robert C. Buckley, Presiding Judge  
Calvin C. Campbell  
Blanche M. Manning  
John M. O'Connor Jr.\*

##### ***Division II***

Allen Hartman, Presiding Judge  
Gino L. DiVito\*\*  
Carl McCormick  
Anthony Scariano

##### ***Division III***

Alan J. Greiman, Presiding Judge \*\*  
David Cerda\*\*  
Dom J. Rizzi  
John P. Tully

##### ***Division IV***

Mel R. Jiganti, Presiding Judge \*\*  
Robert Cahill  
Glenn T. Johnson  
Vacant

#### ***Division V***

Jill K. McNulty, Presiding Judge  
William Cousins Jr.  
Joseph Gordon  
James C. Murray\*\*

#### ***Division VI***

Edward J. Egan, Presiding Judge  
Gus P. Giannis\*  
Daniel J. McNamara  
Thomas R. Rakowski

#### **Second District**

Lawrence D. Inglis, Presiding Judge  
John J. Bowman  
Daniel D. Doyle\*\*  
Marvin D. Dunn\*  
Fred A. Geiger\*\*  
Robert D. McLaren  
James F. Quetsch\*\*\*  
George W. Unverzagt  
Alfred E. Woodward\*

#### **Third District**

Tobias Barry, Presiding Judge  
Peg Breslin  
Tom M. Lytton  
Michael P. McCusker  
Kent F. Slater  
Allan L. Stouder

#### **Fourth District**

Frederick S. Green, Presiding Judge  
Robert W. Cook\*\*  
James A. Knecht  
Carl Albert Lund  
John T. McCullough  
Robert J. Steigmann\*\*

#### **Fifth District**

Richard P. Goldenhersh, Presiding Judge  
Charles W. Chapman  
William A. Lewis\*\*  
Gordon A. Maag\*\*\*  
Philip J. Rarick  
Thomas M. Welch

## **INDUSTRIAL COMMISSION DIVISION**

As of December 31, 1992, the following appellate court judges were serving as members of the industrial commission division. The presiding judge of the division is selected by division judges.

### **First District**

Thomas R. Rakowski, Principal  
Edward J. Egan, Alternate

### **Second District**

Alfred E. Woodward, Principal  
Fred A. Geiger, Alternate

### **Third District**

Allan L. Stouder, Principal  
John A. Gorman, Alternate

### **Fourth District**

John T. McCullough, Principal, Presiding Judge  
Robert W. Cook, Alternate

### **Fifth District**

Philip J. Rarick, Principal  
Richard P. Goldenhersh, Alternate

## **EXECUTIVE COMMITTEE ANNUAL MEETING**

The annual meeting of the appellate court's Executive Committee was held on December 3, 1992, with Judge James A. Knecht presiding. In attendance were thirty-seven appellate judges, five supreme court justices, and the director and staff members of the Administrative Office. Topics discussed at the meeting included appointment of appellate judges to the Illinois Courts Commission and supreme court approval of a one-day appellate judge seminar to be held in 1993. In addition, Chief Justice Miller discussed the evolving technologies in society and how they will effect the future of the courts. He also discussed the supreme court's establishment of alternative dispute resolution systems and improvements in the bar admissions process.

## **APPELLATE COURT ADMINISTRATIVE COMMITTEE**

The administrative committee studies and recommends methods by which the appellate court might improve the processing of appeals.

As of December 31, 1992, the following judges were members of the committee:

Frederick S. Green, Chair	(Fourth District)
Calvin C. Campbell	(First District)
Moses W. Harrison II	(Fifth District)
Lawrence C. Inglis	(Second District)
Michael P. McCuskey	(Third District)
Daniel J. McNamara	(First District)
Anthony Scariano	(First District)

Justice Thomas J. Moran served as supreme court liaison to the administrative committee. The administrative office served as secretary to the committee.

## **APPELLATE COURT CLERKS**

Article VI, section 18(a) of the Illinois constitution provides that the appellate court judges of each district shall appoint a clerk and other non-judicial officers for their district. During 1992, the clerks and their districts were: Gilbert S. Marchman, First District; Loren J. Strotz, Second District; Darryl D. Pratscher, Fourth District; and Louis E. Costa, Fifth District. In the Third District, Roger H. Johnson who retired on December 31, 1991, was appointed acting clerk on January 1, 1992. On April 1, 1992, Gist Fleshman was appointed to succeed Mr. Johnson. Immediately prior to his appointment, Mr. Fleshman served as research director in the Third District.

## **APPELLATE COURT CASELOAD SUMMARY**

There were 8,756 new filings in the appellate court during 1992 compared to 8,297 in 1991, a 5% increase. Dispositions in 1992 totaled 8,284 compared to 8,303 in 1991, a 0.2% decrease. There were 9,194 cases pending at the end of 1992 compared to 8,718 in 1991, a 5% increase. A total of 2,177 cases were disposed of with opinions in 1992, compared to 2,249 in 1991, a 3% decrease. During 1992, appellate court judges disposed of 3,230 cases by Rule 23 order, compared with 3,350 in 1991, a 4% decrease. All numbers include industrial commission cases.

## **APPELLATE COURT LEGAL RESEARCH STAFF**

Each appellate district has its own legal research staff supervised by a director of research and such number of staff attorneys as determined by the

supreme court. Legal research staff perform such duties as may be assigned to them by the presiding judge of the district or, in the First District, by the

executive committee. They coordinate their activities, exchange information, and publish and maintain a manual of procedures for the research staff.

### **III**

## **THE CIRCUIT COURTS OF ILLINOIS**



# THE CIRCUIT COURTS OF ILLINOIS

## ORGANIZATION AND JURISDICTION

The circuit courts are the trial level courts of general jurisdiction in the state.

The state is divided into twenty-two judicial circuits by statute. (Ill.Rev.Stat., ch. 37, par. 72.1). Three consist of a single county: Cook County, Twelfth, and Eighteenth Circuits. The other nineteen circuits are composed of two or more contiguous counties. Each judicial circuit consists of one unified court.

There are two categories of judges in the circuit courts: circuit judges and associate judges. All judges must be licensed attorneys. Circuit judges are initially elected for a term of six years, either on a circuit-wide basis or from the county where they reside. In Cook County, judges are elected from the entire county or as resident judges from each of the fifteen subcircuits within the county.

Circuit judges in each circuit elect a chief judge from their number to serve at their pleasure. Subject to the authority of the supreme court, the chief judge has general administrative authority over the circuit court. (Ill.Const. 1970, art. VI, sec. 7.)

Associate judges are appointed for four year terms by the circuit judges in their respective circuits. Like circuit judges, associate judges may exercise the full constitutional jurisdiction of the circuit court. However, the state constitution directs the supreme court to provide by rule for matters to be assigned to associate judges. The supreme court discharges this responsibility through Rules 295 and 39, discussed later in this chapter.

A circuit court has original jurisdiction of all justiciable matters, except: (1) in matters relating to redistricting of the legislature and to the ability of the governor to serve or resume office; (2) where the supreme court exercises its discretionary original jurisdiction in cases relating to revenue, mandamus, prohibition or habeas corpus; and (3) by statute, the review of orders of certain state agencies. There are no courts of special or limited jurisdiction in Illinois. No judge of a circuit court has the power to review the decision of another and there are no trials *de novo*.

## JUDICIAL ELECTIONS

The general election was held on November 3, 1992. At this election, voters retained incumbents as well as elected new circuit court judges.

For newly elected judges, the party affiliation and city of residence appear below. A single asterisk (\*) means that the successful candidate was an associate judge elected to fill a circuit court judge position. A double asterisk (\*\*) denotes that the candidate was a supreme court appointee prior to being elected.

Judicial terms started December 7 unless otherwise noted.

## COOK COUNTY CIRCUIT

### Judges Retained For Another Term

Miriam D. Balanoff  
Frank W. Barbaro  
Christy S. Berkos  
Richard B. Berland  
Jerome T. Burke  
Irwin Cohen  
John W. Crilly  
Richard L. Curry  
Arthur L. Dunne  
Lester D. Foreman  
Patrick S. Grossi  
Sophia H. Hall  
Thomas A. Hett  
Leo E. Holt  
Aaron Jaffe  
Sidney A. Jones III  
Willard J. Lassers  
Benjamin S. Mackoff  
Edward H. Marsalek  
Paddy H. McNamara  
Richard E. Neville  
Thomas P. Quinn  
John W. Rogers  
Stephen A. Schiller  
Irwin J. Solganick  
Earl E. Strayhorn  
Anton J. Valukas  
John V. Virgilio  
Dan Weber  
Alexander P. White  
Daniel J. White

### **Newly Elected Judges**

(Vacancy of John Breen)  
\*\*Donald J. O'Brien, Jr. (D., Indian Head Park)

(Vacancy of Ronald Crane)  
Denise M. O'Malley (D., Chicago)

(Vacancy of Cornelius Dore)  
Daniel E. Jordon (D., Skokie)

(Vacancy of Arthur Hamilton)  
\*Michael J. Murphy (D., Chicago)

(Vacancy of Robert Mackey)  
\*\*John J. Moran (D., Park Ridge)

(Vacancy of Lester McCurrie)  
\*John A. Ward (D., LaGrange Park)

(Vacancy of Jill McNulty)  
Nancy S. Salyers (D., Chicago)

(Vacancy of Angelo Mistretta)  
Deborah M. Dooling (D., Orland Park)

(Vacancy of Gerald Murphy)  
\*\*Vincent M. Gaughan (D., Chicago)

(Vacancy of Irving Norman)  
\*Julia M. Nowicki (D., Chicago)

(Vacancy of Benjamin Novoselsky)  
\*Leslie E. South (D., Flossmoor)

(Vacancy of Anthony Scotillo)  
\*\*Joan M. Corboy (D., Evanston)

(Vacancy of David Shields)  
\*Sheila Murphy (D., Chicago)

(Vacancy of Pasquale Sorrentino)  
Sharon M. Sullivan (D., Chicago)

(Vacancy of James Sullivan)  
Cheryl D. Ingram (D., Broadview)

(Vacancy of John Tully)  
\*\*Dorothy K. Kinnaird (D., Wilmette)

(Vacancy of Alfred Walsh)  
Susan R. Grussel (D., Chicago)

### **Inside Chicago only**

(Vacancy of Thomas Heneghan)  
Robert J. Quinn (D., Chicago)

(Vacancy of Roger Kiley)  
Susan J. McDunn (D., Chicago)  
(Took Office September 17, 1993)

(Vacancy of Thomas Maloney)  
\*\*William P. O'Malley (D., Chicago)

(Vacancy of Albert Porter)  
\*\*James W. Kennedy (D., Chicago)

(Vacancy of Thomas Rakowski)  
\*\*William D. Maddux (D., Chicago)

(Vacancy of Harold Siegan)  
Jennifer D. Brice (D., Chicago)

(Vacancy of Lucia Thomas)  
\*\*Shelvin Louise Hall (D., Chicago)

### **Outside Chicago only**

(Vacancy of Robert Sklodowski)  
Daniel J. Sullivan (R., Park Ridge)

### **Cook County Subcircuits**

#### ***First Subcircuit***

(Additional judgeship A)  
Edna M. Turkington (D., Chicago)

(Additional judgeship B)  
Janice R. McGaughey (D., Chicago)

#### ***Second Subcircuit***

(Additional judgeship A)  
\*Bertina E. Lampkin (D., Chicago)

(Additional judgeship B)  
William D. O'Neal (D., Harvey)

#### ***Third Subcircuit***

(Additional judgeship A)  
Thomas F. Carmody (D., Evergreen Park)

(Additional judgeship B)  
\*Patrick E. McGann (D., Chicago)

***Fourth Subcircuit***

(Additional judgeship A)  
Thomas M. Davy (D., Western Springs)

(Additional judgeship B)  
Richard J. Billik, Jr. (R., Brookfield)

***Fifth Subcircuit***

(Additional judgeship A)  
Timothy C. Evans (D., Chicago)

(Additional judgeship B)  
Bernetta D. Bush (D., Chicago)

(Additional judgeship C)  
Llewellyn L. Green-Thapedi (D., Chicago)

***Sixth Subcircuit***

(Additional judgeship A)  
David Delgado (D., Chicago)

(Additional judgeship B)  
Leida J. Gonzales Santiago (D., Chicago)

***Seventh Subcircuit***

(Additional judgeship A)  
Anthony L. Young (D., Chicago)

(Additional judgeship B)  
Dorothy F. Jones (D., Chicago)

***Eighth Subcircuit***

(Additional judgeship A)  
\*Sheldon Gardner (D., Chicago)

(Additional judgeship B)  
Maureen D. Roy (D., Chicago)

***Ninth Subcircuit***

(Additional judgeship A)  
Allen S. Goldberg (D., Skokie)

(Additional judgeship B)  
\*Ronald A. Himel (D., Evanston)

***Tenth Subcircuit***

(Additional judgeship A)  
Susan G. Fleming (D., Chicago)

(Additional judgeship B)  
\*Daniel M. Locallo (D., Chicago)

***Eleventh Subcircuit***

(Additional judgeship A)  
Carol A. Kelly (D., Oak Park)

(Additional judgeship B)  
Susan F. Zwick (D., Chicago)

***Twelfth Subcircuit***

(Additional judgeship A)  
\*John K. Madden (R., Winnetka)

(Additional judgeship B)  
William Maki (R., Arlington Heights)

***Thirteenth Subcircuit***

(Additional judgeship A)  
Jeffrey Lawrence (R., Hoffman Estates)

(Additional judgeship B)  
\*Lester A. Bonaguro (R., Barrington Hills)

***Fourteenth Subcircuit***

(Additional judgeship A)  
Raymond L. Jagielski (D., Chicago)

(Additional judgeship B)  
Robert W. Bertucci (D., Chicago)

***Fifteenth Subcircuit***

(Additional judgeship A)  
William M. Phelan (R., Palos Heights)

(Additional judgeship B)  
Joanne L. Lanigan (R., Orland Park)

**FIRST CIRCUIT**

**Judges Retained For Another Term**

Snyder Howell  
Donald Lowery

**Newly Elected Judges**

***Jackson County only***

(Vacancy of Richard Richman)  
\*\*William G. Schwartz (D., Murphysboro)

## **SECOND CIRCUIT**

### **Judges Retained For Another Term**

Larry O. Baker  
David M. Correll  
Donald E. Garrison  
Robert M. Keenan Jr.  
John Lundmark  
Pat McLaughlin

### **Newly Elected Judges**

**Jefferson County only**  
(Vacancy of Lehman Krause)  
Terry Gamber (D., Mt. Vernon)

**Lawrence County only**  
(Vacancy of Philip Benefiel)  
Robert M. Hopkins (D., Bridgeport)

## **THIRD CIRCUIT**

### **Judge Retained For Another Term**

A. Andreas Matoesian

## **FOURTH CIRCUIT**

### **Judges Retained For Another Term**

Richard H. Brummer  
E. C. Eberspacher  
Dennis M. Huber  
William D. Kelly

### **Newly Elected Judges**

**Clinton County only**  
(Vacancy of Arthur Henken)  
\*\*Patrick J. Hitpas (D., Breese)

**Shelby County only**  
(Vacancy of Vernon Plummer)  
Michael P. Kiley (D., Shelbyville)

## **FIFTH CIRCUIT**

### **Judges Retained For Another Term**

Rita B. Garman  
Paul C. Komada  
Ralph S. Pearman

## **Newly Elected Judges**

**Coles County only**  
(Vacancy of Joseph Spitz)  
\*Gary W. Jacobs (R., Charleston)

## **SIXTH CIRCUIT**

### **Judges Retained For Another Term**

Jerry L. Patton  
John P. Shonkwiler

## **SEVENTH CIRCUIT**

### **Newly Elected Judges**

(Vacancy of Simon Friedman)  
Thomas R. Appleton (R., Springfield)

(Vacancy of Raymond Terrell)  
Leo J. Zappa, Jr. (R., Springfield)

## **EIGHTH CIRCUIT**

### **Judges Retained For Another Term**

Thomas L. Brownfield  
Carson D. Klitz  
Alfred L. Pezman

### **Newly Elected Judges**

**Menard County only**  
(Vacancy of Lyle Lipe)  
\*\*Carol Pope (R., Petersburg)

## **NINTH CIRCUIT**

### **Judges Retained For Another Term**

William D. Henderson  
Stephen C. Mathers

### **Newly Elected Judges**

(Vacancy of William Randolph)  
David R. Hultgren (R., Monmouth)

(Vacancy of Kent Slater)  
\*\*William E. Holdridge (R., Farmington)

## **TENTH CIRCUIT**

### **Judges Retained For Another Term**

Bruce W. Black  
Robert E. Manning Jr.

### **Newly Elected Judges**

(Vacancy of Joe Billy McDade)  
Joe R. Vespa (R., Dunlap)

#### ***Marshall County only***

(Vacancy of Michael McCuskey)  
\*\*Robert A. Barnes Jr. (R., Lacon)

## **ELEVENTH CIRCUIT**

### **Judges Retained For Another Term**

William T. Caisley  
Gerald G. Dehner  
William M. Roberts

### **Newly Elected Judges**

(Vacancy of Wayne Townley)  
\*John P. Freese (R., Normal)

#### ***McLean County only***

(Vacancy of Keith Campbell)  
\*\*Ron Dozier (R., Bloomington)

## **TWELFTH CIRCUIT**

### **Judge Retained For Another Term**

William R. Penn

### **Newly Elected Judges**

(Vacancy of Michael Orenic)  
\*\*Rodney B. Lechwar (R., Minooka)

#### ***Will County Only***

(Vacancy of Robert Buchar)  
\*\*Patricia A. Schneider (R., Shorewood)

## **THIRTEENTH CIRCUIT**

### **Judges Retained For Another Term**

Alexander T. Bower  
Louis J. Perona  
C. Howard Wampler

## **Newly Elected Judges**

(Vacancy of William Denny)  
\*Howard C. Ryan, Jr. (R., Utica)

#### ***Grundy County only***

(Vacancy of Richard Wilder)  
\*Robert H. Adcock (R., Morris)

#### ***LaSalle County only***

(Vacancy of Thomas Flood)  
\*James A. Lanuti (D., Ottawa)

## **FOURTEENTH CIRCUIT**

### **Judges Retained For Another Term**

Martin E. Conway Jr.  
Clarence A. Darrow  
Susan B. Gende  
Edward Keefe  
John D. O'Shea

### **Newly Elected Judges**

#### ***Henry County only***

(Vacancy of Wilbur Johnson)  
\*\*Jay M. Hanson (R., Geneseo)

#### ***Whiteside County only***

(Vacancy of Robert Castendyck)  
\*Tim Slavin (R., Morrison)

## **FIFTEENTH CIRCUIT**

### **Judges Retained For Another Term**

Thomas E. Hornsby  
Tomas M. Magdich  
Lawrence A. Smith Jr.

### **Newly Elected Judges**

(Vacancy of Francis Mahoney)  
Charles R. Hartman (R., Freeport)

#### ***Ogle County only***

(Vacancy of F. Lawrence Lenz)  
Dennis Riley (R., Oregon)

## **SIXTEENTH CIRCUIT**

### **Judges Retained For Another Term**

Melvin E. Dunn  
Michael O'Brien  
James F. Quetsch

### **Newly Elected Judges**

(Vacancy of John Nickels)  
\*\*Pamela K. Jensen (R., Elgin)

***Kane County only***  
(Additional judgeship)  
\*James T. Doyle (R., Batavia)

## **SEVENTEENTH CIRCUIT**

### **Newly Elected Judge**

(Vacancy of John Sype)  
\*\*Robert G. Coplan (R., Durand)

## **EIGHTEENTH CIRCUIT**

### **Judges Retained For Another Term**

William E. Black  
John W. Darrah  
Edward W. Kowal

### **Newly Elected Judges**

(Vacancy of John Bowman)  
\*\*Bonnie M. Wheaton (R., Wheaton)

(Vacancy of Carl Henninger)  
\*\*Robert K. Kilander (R., Hinsdale)

(Additional judgeship A)  
\*\*Robert E. Byrne (R., Glen Ellyn)

(Additional judgeship B)  
S. Louis Rathje (R., Wheaton)

(Additional judgeship C)  
\*\*Ronald B. Mehling (R., Glen Ellyn)

## **NINETEENTH CIRCUIT**

### **Judges Retained For Another Term**

William D. Block  
John R. Goshgarian  
Jack Hoogasian

### **Newly Elected Judges**

(Vacancy of Roland Herrmann)  
\*\*James C. Franz (R., Crystal Lake)

***Lake County only***  
(Additional judgeship A)  
\*\*Raymond J. McKoski (R., Lindenhurst)

(Additional judgeship B)  
\*\*Henry C. Tonigan (R., Tower Lakes)

***McHenry County only***  
(Additional judgeship)  
\*Susan F. Hutchinson (R., Lakewood)

## **TWENTIETH CIRCUIT**

### **Judge Retained For Another Term**

Lloyd A. Karmeier

### **Newly Elected Judge**

(Vacancy of Carl Becker)  
\*\*Jerry D. Flynn (D., Red Bud)

## **TWENTY-FIRST CIRCUIT**

### **Judges Retained For Another Term**

James R. Blunk  
Patrick M. Burns  
Daniel W. Gould

JUDGES OF THE CIRCUIT COURTS OF ILLINOIS  
(December 31, 1992)

CIRCUIT COURT OF COOK COUNTY  
Circuit Judges  
Harry G. Comerford, Chief Judge

Earl Arkiss  
Martin C. Ashman  
James M. Bailey  
Peter Bakakos  
Miriam D. Balanoff  
Ronald J. P. Banks  
Frank W. Barbaro  
Francis Barth  
Carole K. Bellows  
Vincent Bentivenga  
Christy S. Berkos  
Richard B. Berland  
Edwin M. Berman  
Walter B. Bieschke  
Robert W. Bertucci  
Richard J. Billik Jr.  
Robert V. Boharic  
Michael B. Bolan  
Lester A. Bonaguro  
Anthony J. Bosco  
Everette A. Braden  
Jennifer Duncan-Brice  
Martin F. Brodtkin  
Philip L. Bronstein  
Clarence Bryant  
Henry A. Budzinski  
Jerome T. Burke  
Edward R. Burr  
Bernetta D. Bush  
Bernard Carey  
Thomas F. Carmody Jr.  
Thomas P. Cawley  
David Cerda \*\*  
Michael C. Close  
Irwin Cohen  
Joan M. Corboy  
John W. Crilly  
John J. Crown  
Richard L. Curry  
Robert E. Cusack  
Michael F. Czaja  
Thomas M. Davy  
David Delgado  
Barbara J. Disko  
Gino L. DiVito \*\*  
Deborah M. Dooling

Loretta C. Douglas  
Arthur L. Dunne  
Thomas P. Durkin  
Thomas F. Dwyer \*  
Glynn J. Elliott Jr.  
Richard J. Elrod  
Paul F. Elward  
Robert D. Ericsson  
Timothy C. Evans  
Edward G. Finnegan  
Thomas R. Fitzgerald  
Kathy M. Flanagan  
Thomas E. Flanagan  
James P. Flannery Jr.  
Philip A. Fleischman \*  
Susan G. Fleming  
Lester D. Foreman  
Julian J. Frazin \*  
Allen A. Freeman  
Michael J. Gallagher  
Sheldon Gardner  
Marion W. Garnett  
Vincent M. Gaughan  
James A. Geocariss  
Michael Brennan Getty  
Francis W. Glowacki  
Allen S. Goldberg  
Francis X. Golniewicz Jr. \*  
Leonard R. Grazian  
Albert Green  
Alan J. Greiman \*\*  
Patrick S. Grossi  
Susan R. Ruscitti Grussel  
John W. Gustafson  
Shelvin L. Hall  
Sophia H. Hall  
Curtis Heaston  
Thomas A. Hett  
James J. Heyda  
Ronald A. Himel  
Edward C. Hofert  
Thomas E. Hoffman  
Michael J. Hogan  
Leo E. Holt  
Mary Heffel Hooton  
John N. Hourihane

Cheryl D. Ingram  
Moshe Jacobius \*  
Aaron Jaffe  
Raymond L. Jagielski  
Mel R. Jiganti \*\*  
Dorothy F. Jones  
Sidney A. Jones III  
Daniel E. Jordan  
Michael S. Jordan  
Donald E. Joyce  
Aubrey F. Kaplan  
Themis N. Karnezis  
John T. Keleher  
Carol A. Kelly  
Daniel J. Kelley  
Michael J. Kelly  
James W. Kennedy  
Dorothy K. Kinnaird  
James B. Klein \*  
Herman Knell  
Marilyn R. Komosa  
Walter J. Kowalski  
Bertina E. Lampkin  
Joanne L. Lanigan  
Willard J. Lassers  
Jeffrey Lawrence  
Jerome Lerner  
Ian H. Levin \*  
Leonard L. Levin  
David G. Lichtenstein  
Daniel Locallo  
Stuart F. Lubin  
Marvin P. Luckman \*  
Daniel J. Lynch  
Benjamin S. Mackoff  
John K. Madden  
William D. Maddux  
Francis J. Mahon  
William O. Maki  
Samuel C. Maragos \*  
Edward H. Marsalek  
Margaret Stanton McBride  
John A. McElligott \*  
Patrick E. McGann  
Janice R. McGaughey  
Paddy H. McNamara

\* Retired Recalled  
\*\* Circuit Assigned

Howard M. Miller  
 Angelo D. Mistretta \*  
 Judy Mitchell-Davis  
 Anthony S. Montelione  
 John J. Moran  
 Loretta Hall Morgan  
 Michael J. Murphy  
 Sheila M. Murphy  
 John E. Morrissey  
 James C. Murray \*\*  
 Benjamin Nelson \*  
 Richard E. Neville  
 Odas Nicholson  
 Benjamin E. Novoselsky \*  
 Julia M. Nowicki  
 Stuart A. Nudelman  
 Donald J. O'Brien Jr.  
 Thomas J. O'Brien  
 Donald P. O'Connell  
 Denise M. O'Malley  
 Margaret G. O'Malley \*  
 W. P. O'Malley  
 William D. O'Neal  
 Frank Orlando  
 Daniel Pascale  
 \*William M. Phelan

William P. Prendergast  
 James S. Quinlan Jr.  
 Thomas P. Quinn  
 Robert J. Quinn  
 Ellis E. Reid  
 Monica D. Reynolds  
 Ronald C. Riley  
 Richard R. Rochester \*  
 John W. Rogers  
 Maureen Durkin Roy  
 Nancy S. Salyers  
 Richard L. Samuels \*  
 Leida J. G. Santiago  
 Gerald L. Sbarboro  
 Stephen A. Schiller  
 Shelvin Singer  
 Henry R. Simmons Jr.  
 Frank M. Siracusa  
 Irwin J. Solganick  
 Leslie E. South  
 Jack G. Stein  
 Earl E. Strayhorn  
 Arthur A. Sullivan \*  
 Daniel J. Sullivan  
 Harold W. Sullivan  
 Sharon M. Sullivan

Fred G. Suria Jr.  
 Alfred B. Teton \*  
 Llwellyn L. Greene Thapedi  
 Mary Jane Theis  
 Mary M. Thomas  
 Michael P. Toomin  
 Dean M. Trafelet \*  
 Raymond E. Trafelet \*  
 Edna Mae Turkington  
 Anton J. Valukas  
 John V. Virgilio  
 Eugene L. Wachowski \*  
 John A. Ward  
 Daniel S. Weber  
 Alexander P. White  
 Daniel J. White  
 Willie Mae Whiting  
 James H. Williams \*  
 Warren D. Wolfson  
 Stephen R. Yates  
 Anthony L. Young  
 James A. Zafiratos  
 George J. Zimmerman \*  
 Morton Zwick \*  
 Susan Zwick

#### Associate Judges

Sam L. Amirante  
 Harry B. Aron  
 William J. Aukstik  
 Reginald H. Baker  
 Charles I. Barish  
 Ronald F. Bartkowicz  
 Robert P. Bastone  
 Consuelo E. Bedoya  
 John M. Berry  
 Janice L. Bierman  
 Preston L. Bowie Jr.  
 John D. Brady  
 Stephen Y. Brodhay  
 Gary L. Brownfield  
 Harry R. Buoscio  
 Eugene E. Campion  
 Brent F. Carlson  
 Lawrence W. Carroll  
 Joseph N. Casciato  
 Donna L. Cervini  
 Carl J. Cipolla  
 Gloria G. CoCo  
 Judith N. Cohen  
 George W. Cole  
 Thomas J. Condon

Maureen E. Connors  
 Mary M. Conrad  
 Jacqueline P. Cox  
 Rosaland M. Crandell  
 Abishi C. Cunningham  
 Ronald S. Davis  
 Frank DeBoni  
 Julia Quinn Dempsey  
 Dennis A. Dernbach  
 Grace G. Dickler  
 John J. Divane  
 James G. Donegan  
 David Donnersberger  
 Richard E. Dowdle  
 James D. Egan  
 David A. Erickson  
 Edward M. Fiala Jr.  
 Howard L. Fink  
 John M. Flaherty  
 Lawrence P. Fox  
 Margaret O'Mara Frossard  
 Nello P. Gamberdino  
 Sheldon C. Garber  
 Jerome Garoon  
 Edwin A. Gausselin

Marvin E. Gavin  
 Francis A. Gembala  
 Will E. Gierach  
 Daniel T. Gillespie  
 Rene Goier  
 J. B. Grogan  
 Gilbert J. Grossi  
 Perry J. Gulbrandsen  
 Calvin H. Hall  
 R. Morgan Hamilton  
 James L. Harris  
 Miriam E. Harrison  
 James F. Henry  
 William J. Hibbler  
 Earl B. Hoffenberg  
 Ann Houser  
 Cornelius J. Houtsma Jr.  
 Arthur L. Janura Jr.  
 Sandi G. Johnson-Speh  
 Jordan Kaplan  
 Pamela G. Karahalios  
 Richard A. Kavitt  
 Lynne Kawamoto  
 Richard S. Kelly  
 William A. Kelly

\* Retired Recalled  
 \*\* Circuit Assigned

Carol A. Kipperman  
 Randye A. Kogan  
 Robert J. Kowalski  
 Thaddeus L. Kowalski  
 Robert W. Krop  
 Lambros J. Kutrubis  
 Richard A. LaCien  
 John G. Laurie  
 Charles C. Leary  
 Mitchell Leikin  
 Philip S. Lieb  
 James B. Linn  
 Clarence S. Lipnick  
 Charles M. Loverde  
 Joseph M. Macellaio  
 Ronald E. Magnes  
 Jeffrey A. Malak  
 John J. Mannion  
 Wendell P. Marbly  
 Charles M. May  
 John F. McBride  
 Brendan J. McCooey  
 James P. McCourt  
 Martin E. McDonough  
 Clifford L. Meacham  
 James J. Meehan  
 Frank W. Meekins  
 Daniel R. Miranda  
 Matthew J. Moran  
 George M. Morrissey  
 J. Patrick Morse  
 James V. Murphy II  
 Michael J. Murray  
 Paul J. Nealis

Robert F. Nix  
 Thomas E. Nowinski  
 Daniel J. O'Brien  
 Sheila O'Brien \*  
 Ronald W. Olson  
 Jerome M. Orbach  
 Marcia B. Orr  
 Alfred J. Paul  
 Saul Anthony Perdomo  
 Arthur C. Perivolidis  
 Nicholas T. Pomaro  
 Michael J. Pope  
 Charles E. Porcellino  
 Dennis J. Porter  
 Paul P. Preston \*  
 Joan M. Pucillo  
 Francis J. Reilly  
 Robert R. Retke  
 Ralph Reyna  
 Wayne D. Rhine  
 Edwin J. Richardson  
 D. Adolphus Rivers  
 Mary K. Rochford  
 Gerald T. Rohrer  
 Joseph H. Romano  
 Arthur Rosenblum  
 George W. Rothschild  
 Marvin H. Rutenberg  
 James J. Ryan  
 Stanley J. Sacks  
 Marcus R. Salone  
 Norman Sands  
 James M. Schreier  
 Harvey Schwartz

John J. Scotillo  
 Michael F. Sheehan Jr.  
 Paul M. Sheridan  
 Robert M. Smierciak  
 James G. Smith  
 Susan Snow  
 John M. Sorrentino  
 Stewart D. Spitzer  
 Oliver M. Spurlock  
 James F. Stack  
 Marjan P. Staniec \*  
 Michael W. Stuttley  
 Thomas R. Sumner  
 Timothy Szwed  
 Karen T. Tobin  
 Morris Topol  
 Thomas M. Tucker  
 Joseph J. Urso  
 William F. Ward Jr.  
 John A. Wasilewski  
 Cyril J. Watson  
 Jack Arnold Welfeld \*  
 Daniel G. Welter  
 LaBrenda E. White  
 Gene Wilens  
 Walter M. Williams  
 Gerald T. Winiecki  
 William S. Wood  
 Leo F. Wrenn  
 Willie B. Wright  
 Thomas J. Wynn  
 Nicholas S. Zagone  
 Michael C. Zissman

#### **FIRST CIRCUIT**

##### **Circuit Judges**

**Stephen L. Spomer, Chief Judge**

Donnie Dickey Bigler  
 Arlie O. Boswell Jr.  
 Ronald R. Eckiss  
 Terry J. Foster  
 Michael J. Henshaw

Snyder Howell  
 William A. Lewis \*\*  
 Donald Lowery  
 Paul S. Murphy

George M. Oros  
 William G. Schwartz  
 David W. Watt Jr.  
 James R. Williamson

##### **Associate Judges**

Rodney A. Clutts  
 Mark H. Clarke

Kimberly L. Dahlen  
 E. D. Kimmel

C. David Nelson  
 William Henry Wilson

\* Retired Recalled  
 \*\* Circuit Assigned

**SECOND CIRCUIT**  
**Circuit Judges**  
**James M. Wexstten, Chief Judge**

Larry O. Baker  
David M. Correll  
Don A. Foster  
Terry H. Gamber  
Donald E. Garrison

Robert S. Hill  
Robert Hopkins  
Terrence J. Hopkins  
Robert M. Keenan Jr.  
Loren P. Lewis

John I. Lundmark  
Patrick F. McLaughlin  
Thomas H. Sutton  
David L. Underwood

**Associate Judges**

Kathleen M. Alling  
Leo T. Desmond

James V. Hill  
Stephen G. Sawyer

George W. Timberlake

**THIRD CIRCUIT**  
**Circuit Judges**  
**Paul E. Riley, Chief Judge**

Nicholas G. Byron  
John L. Delaurenti  
Edward C. Ferguson

Phillip J. Kardis  
A. Andreas Matoesian  
George J. Moran Jr.

P. J. O'Neill  
Charles V. Romani Jr.

**Associate Judges**

Ellar Duff  
Wendell Durr  
George Filcoff

Robert P. Hennessey  
David R. Herndon  
J. Lawrence Keshner

Lola P. Maddox  
Michael J. Meehan  
Daniel J. Stack

**FOURTH CIRCUIT**  
**Circuit Judges**  
**Michael R. Weber, Chief Judge**

Robert Lee Broverman  
Richard H. Brummer  
Joseph L. Fribley  
Patrick J. Hitpas

Dennis M. Huber  
William D. Kelly  
Michael P. Kiley  
David Sauer

Steven P. Seymour  
Rolland F. Tipword  
William R. Todd

**Associate Judges**

John P. Coady  
James R. Harvey

Mark M. Joy  
Dennis Middendorff

Harold H. Pennock III  
David W. Slater

**FIFTH CIRCUIT**  
**Circuit Judges**  
**Ralph S. Pearman, Chief Judge**

Robert B. Cochonour  
Thomas J. Fahey  
Rita B. Garman

Gary W. Jacobs  
Paul C. Komada  
John P. O'Rourke

Tracy W. Resch  
Richard E. Scott  
Ashton C. Waller Jr.

**Associate Judges**

H. Dean Andrews  
David G. Bernthal

James K. Borbely

Joseph P. Skowronski Jr.

**SIXTH CIRCUIT**

**Circuit Judges**

**Rodney A. Scott, Chief Judge**

John L. Davis  
Dan L. Flannell  
John K. Greanias  
Harold L. Jensen

Frank W. Lincoln  
George S. Miller  
Jerry L. Patton  
Stephen H. Peters

John P. Shonkwiler  
Robert J. Steigmann \*\*  
John G. Townsend

**Associate Judges**

Harry E. Clem  
John R. De La Mar  
Scott B. Diamond  
Ann Adler Einhorn

Jeffery B. Ford  
Paul M. Francis  
James A. Hendrian  
Theodore E. Paine

Donald R. Parkinson  
Arthur F. Powers Jr.  
Warren A. Sappington

**SEVENTH CIRCUIT**

**Circuit Judges**

**Jeanne E. Scott, Chief Judge**

Thomas R. Appleton  
J. David Bone  
Richard J. Cadagin  
Thomas P. Carmody

C. Joseph Cavanagh  
James W. Day  
Joseph P. Koval  
Sue E. Myerscough

Ronald F. Robinson  
Thomas G. Russell  
Leo J. Zappa Jr.

**Associate Judges**

Diane L. Brunton  
Robert J. Eggers  
Roger W. Holmes  
John R. Keith

Theodis Lewis  
John Anthony Mehlick  
Tim P. Olson

George H. Ray  
Dennis L. Schwartz  
Stuart H. Shiffman

**EIGHTH CIRCUIT**

**Circuit Judges**

**Robert L. Welch, Chief Judge**

Thomas L. Brownfield  
Dennis K. Cashman  
Robert W. Cook \*\*  
Carson D. Klitz

Alfred L. Pezman  
M. Carol Pope  
Fred W. Reither

Michael R. Roseberry  
Mark A. Schuering  
David K. Slocum

**Associate Judges**

Paul A. Kolodziej  
Loren E. Schnack

Arthur R. Strong  
Chet W. Vahle

John C. Wooleyhan

\* Retired Recalled  
\*\* Circuit Assigned

**NINTH CIRCUIT**  
**Circuit Judges**  
**Richard C. Ripple, Chief Judge**

Stephen G. Evans  
William D. Henderson  
William E. Holdridge

Bufford W. Hottle \*  
David R. Hultgren  
Scott I. Klukos

Stephen C. Mathers  
Charles H. Wilhelm

**Associate Judges**

Kenneth L. Bath  
Harry C. Bulkeley  
John R. Clerkin

Larry W. Heiser  
James B. Stewart

Donald L. Stoffel  
Ronald C. Tenold

**TENTH CIRCUIT**  
**Circuit Judges**  
**Donald C. Courson, Chief Judge**

Robert A. Barnes Jr.  
John A. Barra  
Bruce W. Black

Robert J. Cashen  
John A. Gorman  
Richard E. Grawey

Robert E. Manning Jr.  
Scott A. Shore  
Joe R. Vespa

**Associate Judges**

J. Peter Ault  
C. Brett Bode  
Stuart P. Borden  
Charles A. Covey

Thomas G. Ebel  
Arthur H. Gross  
Brian M. Nemenoff  
Jackson P. Newlin

E. Michael O'Brien  
William J. Reardon  
Rebecca R. Steenrod

**ELEVENTH CIRCUIT**  
**Circuit Judges**  
**Charles E. Glennon, Chief Judge**

Richard M. Baner  
William T. Caisley  
Luther H. Dearborn

Gerald G. Dehner  
Ronald C. Dozier  
John P. Freese

William M. Roberts  
W. Charles Witte

**Associate Judges**

Donald D. Bernardi  
David L. Coogan  
William D. DeCardy

Charles H. Frank  
Harold J. Frobish

Joseph H. Kelley  
G. Michael Prall

**TWELFTH CIRCUIT**  
**Circuit Judges**  
**Edward F. Masters, Chief Judge**

Herman S. Haase  
Rodney B. Lechwar

William R. Penn  
Angelo F. Pistilli

Patricia A. Schneider

**Associate Judges**

Raymond A. Bolden  
Vincent J. Cerri  
John F. Cirricione  
Thomas M. Ewert  
Edwin B. Grabiec

Lawrence C. Gray  
Kathleen G. Kallan  
Ludwig J. Kuhar  
Robert C. Lorz  
Michael H. Lyons

William G. McMenamin  
Gilbert L. Niznik  
Martin Rudman  
Stephen D. White

**THIRTEENTH CIRCUIT**  
**Circuit Judges**  
**Alexander T. Bower, Chief Judge**

Robert Henry Adcock  
Robert L. Carter

James A. Lanuti  
Louis J. Perona

Howard C. Ryan Jr.  
C. Howard Wampler

**Associate Judges**

Cynthia M. Raccuglia

James J. Wimbiscus

John David Zwanzig

**FOURTEENTH CIRCUIT**  
**Circuit Judges**  
**Jeffrey W. O'Connor, Chief Judge**

Joseph F. Beatty  
Martin E. Conway Jr.  
Clarence A. Darrow  
Danny A. Dunagan

Susan B. Gende  
Jay M. Hanson  
Edward Keefe  
John Donald O'Shea

Timothy J. Slavin  
John M. Telleen  
James T. Teros

**Associate Judges**

Clarke C. Barnes  
Thomas C. Berglund  
Michael P. Brinn

Dennis A. DePorter  
John R. McClean Jr.  
Dana R. McReynolds

James J. Mesich  
Ronald C. Taber  
Vicki Wright

**FIFTEENTH CIRCUIT**  
**Circuit Judges**  
**John W. Rapp Jr., Chief Judge**

Charles R. Hartman  
Thomas E. Hornsby  
William A. Kelly

Tomas M. Magdich  
John L. Moore

Dennis J. Riley  
Lawrence A. Smith Jr.

**Associate Judges**

Barry R. Anderson  
Richard E. DeMoss

Martin D. Hill  
Robin A. Minnis

John E. Payne  
Victor Sprengelmeyer

**SIXTEENTH CIRCUIT**  
**Circuit Judges**  
**Michael J. Colwell, Chief Judge**

John W. Countryman  
Philip L. Dimarzio  
Patrick J. Dixon  
James T. Doyle

Melvin E. Dunn  
Douglas R. Engel  
Pamela K. Jensen  
Gene L. Nottolini

Michael F. O'Brien  
Barry E. Puklin  
Grant S. Wegner  
James M. Wilson

**Associate Judges**

Judith M. Brawka  
F. Keith Brown  
Wiley W. Edmondson  
Roger W. Eichmeier  
Donald J. Fabian

Robert Peter Grometer  
James C. Hallock  
Thomas E. Hogan  
Robert C. Jenkins

Richard D. Larson  
Richard J. Larson  
John L. Petersen  
Timothy Q. Sheldon

**SEVENTEENTH CIRCUIT**  
**Circuit Judges**  
**Harris H. Agnew, Chief Judge**

Robert G. Coplan  
Daniel D. Doyle \*\*  
David A. Englund

Galyn W. Moehring  
John W. Nielsen

R. L. Pirrello  
David F. Smith

**Associate Judges**

Rosemary Collins  
Robert J. French  
Timothy R. Gill  
Gerald F. Grubb

Frederick J. Kapala  
John Todd Kennedy  
Michael R. Morrison  
Steven M. Nash

Alford R. Penniman  
K. Craig Peterson  
Richard W. Vidal

**EIGHTEENTH CIRCUIT**  
**Circuit Judges**  
**Anthony M. Peccarelli, Chief Judge**

William E. Black  
Robert E. Byrne  
John W. Darrah  
Michael R. Galasso

Robert K. Kilander  
Edward W. Kowal  
Ronald B. Mehling  
John J. Nelligan

S. Louis Rathje  
John S. Teschner  
Robert R. Thomas  
Bonnie M. Wheaton

**Associate Judges**

Robert J. Anderson  
C. Stanley Austin  
George J. Bakalis  
Edmund P. Bart  
Joseph S. Bongiorno  
Michael Burke  
Thomas E. Callum  
Peter J. Dockery  
Thomas Dudgeon

Edward R. Duncan Jr.  
John T. Elsner  
Rodney W. Equi  
C. Andrew Hayton  
Donald J. Hennessy  
James W. Jerz  
Ann B. Jorgensen  
Roy F. Lawrence  
S. Keith Lewis

Richard A. Lucas  
Paul Noland  
Cary B. Pierce  
Maryellen Provenzale  
Charles E. Ruth  
Perry R. Thompson  
Hollis L. Webster  
Eugene A. Wojcik

**NINETEENTH CIRCUIT**  
**Circuit Judges**  
**John R. Goshgarian, Chief Judge**

William D. Block  
Henry L. Cowlin  
Bernard E. Drew Jr.  
James C. Franz

Fred A. Geiger \*\*  
Jack Hoogasian  
Susan F. Hutchinson  
Raymond J. McKoski

Charles F. Scott  
Michael J. Sullivan  
Henry C. Tonigan III  
Stephen E. Walter

**Associate Judges**

Ward S. Arnold  
James Booras  
Terrence J. Brady  
Wallace B. Dunn  
Conrad F. Floeter  
Helen R. Franks  
Michael John Fritz  
Barbara Gilleran-Johnson  
David M. Hall

Harry D. Hartel Jr.  
E. Thomas Lang  
Patrick Lawler  
Victoria L. Martin  
Margaret Mullen  
Gary G. Neddenriep  
Haskell M. Pitluck  
Sharon Prather  
John G. Radosevich

Frank Rhode Jr.  
Victoria A. Rossetti  
Emilio B. Santi  
Thomas A. Schermerhorn  
Christopher C. Starck  
Peter M. Trobe  
Jane D. Waller

**TWENTIETH CIRCUIT**  
**Circuit Judges**  
**Stephen M. Kernan, Chief Judge**

James K. Donovan  
Patrick J. Fleming  
Jerry D. Flynn  
Robert N. Gandy

Dennis J. Jacobsen  
Floyd A. Karmeier  
Jerome F. Lopinot  
Michael J. O'Malley

Roger M. Scrivner  
William B. Starnes  
Milton S. Wharton

**Associate Judges**

Richard Aguirre  
Robert L. Craig  
Ellen A. Dauber  
Annette A. Eckert

Jan V. Fiss  
John M. Goodwin Jr.  
Robert J. Hillebrand  
Robert P. LeChien

Alexis Otis-Lewis  
James M. Radcliffe  
William A. Schuwerk Jr.  
C. Glenn Stevens

**TWENTY-FIRST CIRCUIT**  
**Circuit Judges**  
**Daniel W. Gould, Chief Judge**

Patrick M. Burns  
Robert L. Dannehl

Wayne P. Dyer

John F. Michela

**Associate Judges**

J. Gregory Householter

Dwight W. McGrew

Sheldon W. Reagan

\* Retired Recalled  
\*\* Circuit Assigned

## CONFERENCE OF CHIEF CIRCUIT JUDGES

This conference meets regularly to consider problems relating to the administration of the circuit courts and such other matters as may, from time to time, be referred to the conference by the supreme court. As of December 31, 1992, the following judges were members of the conference:

Cook County:	Harry G. Comerford
First Circuit:	Stephen L. Spomer
Second Circuit:	James M. Wexsten
Third Circuit:	Paul E. Riley
Fourth Circuit:	Michael R. Weber
Fifth Circuit:	Ralph S. Pearman
Sixth Circuit:	Rodney A. Scott
Seventh Circuit:	Jeanne E. Scott
Eighth Circuit:	Robert L. Welch
Ninth Circuit:	Richard C. Ripple
Tenth Circuit:	Donald C. Courson
Eleventh Circuit:	Charles E. Glennon
Twelfth Circuit:	Edward F. Masters
Thirteenth Circuit:	Alexander T. Bower
Fourteenth Circuit:	Jeffrey W. O'Connor
Fifteenth Circuit:	John W. Rapp, Jr.
Sixteenth Circuit:	Michael J. Colwell
Seventeenth Circuit:	Harris H. Agnew
Eighteenth Circuit:	Anthony M. Peccarelli
Nineteenth Circuit:	John R. Goshgarian
Twentieth Circuit:	Stephen M. Kernan
Twenty-First Circuit:	Daniel W. Gould

During 1992, Chief Justice Miller served as supreme court liaison and the Administrative Office served as secretary to the conference. The conference met monthly, except in July and August of 1992.

## OUT-OF-CIRCUIT ASSIGNMENTS

Article VI, section 16, of the state constitution provides that the supreme court may assign a circuit judge temporarily to any court and an associate judge to serve temporarily as an associate judge on any circuit court. During 1992, ninety circuit judges and eighty-four associate judges (for a total of 174 judges) from sixteen downstate circuits were assigned by the supreme court to serve, temporarily, in Cook County. These assignments, made for weekly periods, totalled 365 judge-weeks of service. Those circuits from which judges were assigned, with the numbers of judges and the total number of judge-weeks shown, are as follows:

<u>Circuit</u>	<u>Judges</u>	<u>Weeks</u>
First	7	14
Second	18	49
Third	9	17
Fourth	15	48
Sixth	10	19
Seventh	16	22
Eighth	16	53
Ninth	21	47
Tenth	4	4
Eleventh	9	9
Twelfth	5	9
Thirteenth	12	27
Fourteenth	8	13
Fifteenth	3	4
Twentieth	13	14
Twenty-First	8	16

A "judge week" is calculated by assessing the amount of work time required by a judge away from his/her home circuit. Therefore, in some cases, Cook County assignments of less than five working days are counted as a "judge week" because of the travel time required.

In the downstate circuits, on the request of the chief judges of twenty circuits, sixty circuit judges (including one from Cook County) and thirty-two associate judges (for a total of ninety-two judges) from twenty circuits were assigned to serve, temporarily, outside their circuit to hear a total of 101 cases. These assignments were generally made due to the recusal of judges or for the judge presiding in a case to hear the matter in another circuit on a change of venue or change of place of trial.

## ASSOCIATE JUDGE ASSIGNMENTS

The state constitution, in art. VI, sec. 8, authorizes the supreme court to provide by rule for matters to be assigned to associate judges. Rule 295, states that an associate judge can hear any matter except the trial of criminal cases in which a defendant is charged with an offense punishable by imprisonment for more than one year. However, upon a showing of need, the supreme court may authorize the chief judge of a circuit to make temporary assignments of individual associate judges to conduct trials of those criminal cases.

In 1992, the court approved, through its administrative director, requests from the chief judge of the Cook County circuit to assign 151 individual

associate judges to conduct trials of criminal cases in which the defendant may be punished by imprisonment for more than one year. The requests were for authorization to assign 146 associate judges for the period of the entire year. There were five requests to assign associate judges for a period of six months.

The court also approved requests from twenty-one downstate chief judges for authorization to assign 172 individual associate judges to these criminal cases. The following is a summary of assignment requests and authorizations for associate judges:

<u>Circuit</u>	<u>Assignments Authorized</u>
Cook County	146 for 12 months 5 for 6 months
First Circuit	6 for entire year
Second Circuit	4 for entire year 1 for 6 months
Third Circuit	10 for entire year
Fourth Circuit	6 for entire year
Fifth Circuit	1 for entire year
Sixth Circuit	1 for entire year 2 for 6 months 1 for 4 months
Seventh Circuit	10 for entire year
Eighth Circuit	4 for entire year 1 for 5 months
Ninth Circuit	7 for entire year
Tenth Circuit	12 for entire year
Eleventh Circuit	8 for entire year
Twelfth Circuit	2 for entire year 1 for 9 months 1 for 8 months 1 for 3 months
Thirteenth Circuit	4 for entire year 2 for 6 months
Fourteenth Circuit	1 for 6 months 1 for 5 months 1 for 4 months 1 for 3 months 1 for 1 month
Fifteenth Circuit	1 for a half month
Sixteenth Circuit	6 for entire year 8 for entire year 2 for 11 months
Seventeenth Circuit	5 for 8 months 1 for 6 months 1 for 2 months
Eighteenth Circuit	6 for entire year 1 for 11 months 1 for 10 months 1 for 9.5 months

	1 for 8 months 2 for 6 months 2 for 4 months 1 for 3 months 2 for 1 month
Nineteenth Circuit	22 for entire year 4 for 10 months 1 for 1 month
Twentieth Circuit	11 for entire year 2 for 6 months
Twenty-First Circuit	1 for 3 months

The number of judge-months provided by the above authorizations totaled 1,752 in Cook County and 1,804 in the downstate circuits.

### ASSOCIATE JUDGE APPOINTMENTS

The state constitution, in art. VI, sec. 8, authorizes the legislature to determine the number of associate judges in each circuit and gives chief judges the authority to appoint associate judges. The number authorized in each circuit, as provided in the *Associate Judges Act* (Ill. Rev. Stat., ch. 37, pars. 160.2, 160.2-1), is determined by formula based on population and other factors, or a determination by the supreme court that a need exists in a given circuit for additional associate judges.

Rule 39 defines the process of filling an associate judge vacancy. After the chief judge notifies licensed attorneys in the circuit of the vacancy, attorneys file applications with the chief judge. The chief judge then certifies the names of candidates to the administrative director for inclusion on a ballot mailed to each circuit judge in the circuit. Ballots returned to the administrative director are counted and the results tabulated and certified to the chief judge. The chief judge then appoints the successful applicant.

During 1992, the following were appointed associate judges until June 30, 1995. The date of appointment appears in parentheses:

#### First Circuit

Mark H. Clarke (12/30/92)

#### Second Circuit

Stephen G. Sawyer (2/01/92)

### **Sixteenth Circuit**

James C. Hallock (2/1/92)  
Richard J. Larson (12/28/92)

### **Eighteenth Circuit**

Robert J. Anderson (3/09/92)  
C. Stanley Austin (10/01/92)  
Michael Burke (9/01/92)  
Peter J. Dockery (6/01/92)  
Thomas C. Dudgeon (6/01/92)  
Rodney W. Equi (6/01/92)  
Paul Noland (7/21/92)

### **Nineteenth Circuit**

Ward S. Arnold (12/11/92)  
Helen Rozenberg Franks (2/01/92)  
Patrick N. Lawler (3/01/92)  
Margaret J. Mullen (3/01/92)  
Sharon L. Prather (3/01/92)  
Grant J. Rhode Jr. (3/01/92)

### **Twentieth Circuit**

Alexis Otis-Lewis (7/10/92)

### **Twenty-first Circuit**

J. Gregory Householter (10/01/92)

## **CLERKS OF THE CIRCUIT COURTS**

As provided for in the state constitution (art. VI, sec. 18(b)), the legislature provides by law for the election or appointment of clerks of the circuit courts, and for their terms of office and removal for cause. Current law states that one clerk of the circuit court shall be elected in each county for a term of four years.

Circuit clerks attend sessions of the court, preserve court files and papers, and maintain complete records of all the proceedings and determinations. In addition, circuit clerks receive and distribute annually millions of dollars to their respective county, various local governmental entities, and various funds in the state treasury. These funds come from fees, fines, penalties, assessments, and surcharges. Circuit clerks also receive and disburse annually thousands of payments ordered by the courts in matters of child support and maintenance, while maintaining complete and accurate records for

the court.

Circuit clerks regularly provide information, statistical data, and other reports requested by the supreme court and their respective courts, on the status of cases and business transacted by the courts.

## **CIRCUIT COURT CASELOAD SUMMARY**

During 1992, the number of cases filed in the circuit courts was 4,203,326, compared with 4,144,391 in 1991, an increase of 1.4%. The number of cases disposed of in 1992 was 5,045,433 compared with 4,616,583 in 1991, an increase of 8.5%.

## **AGE OF PENDING CASES REPORT**

Since June 30, 1979, the supreme court, through the administrative office, has required chief circuit judges, individual trial judges and circuit clerks to submit the following semi-annual reports on pending cases:

Chief Judges: Summary age of pending cases report for each county, which includes (1) number of untried felony cases pending; (2) number of untried felony cases more than 180 days old (over five years old in Cook County); (3) steps taken or to be taken to insure the prompt disposition of such cases; (4) number of cases dismissed under the "speedy trial statute" (Ill. Rev. Stat., ch.38, par. 103-5); (5) number of untried law jury cases (over \$15,000) pending; (6) number of untried law jury cases (over \$15,000) more than two years old (over seven years old in Cook County); (7) a report on any category of cases in which there is unusual delay noted; and (8) number of complaints from attorneys or citizens concerning delay in processing cases.

Trial Judges: (1) Individual reports on untried felony cases pending over 180 days (over five years old in Cook County); and (2) individual reports on untried law jury cases (over \$15,000) pending over two years (over seven years old in Cook County).

Circuit Clerks: Composite age of pending cases report for all cases by category, except traffic, ordinance and conservation violations.

# **IV**

## **THE ILLINOIS JUDICIAL CONFERENCE**



# THE ILLINOIS JUDICIAL CONFERENCE

## CONFERENCE MEMBERSHIP

The state constitution, in art. VI, sec. 17, requires an annual judicial conference to consider the work of the courts and to suggest improvements in the administration of justice. Rule 41 implements this constitutional mandate by establishing membership in the conference, creating an executive committee to assist the supreme court in conducting a conference, and appointing the administrative office as secretary to the conference.

Conference membership includes judges from the supreme, appellate, and circuit courts. The supreme court appoints six judges from Cook County and six judges from outside the county to serve three year terms on the executive committee.

In 1992, the Executive Committee was composed of the following judges:

Alexander T. Bower, Chair  
James C. Murray, Vice-Chair  
Michael C. Close  
William Cousins Jr.  
John L. Davis  
Charles J. Durham  
Lawrence D. Inglis  
Aubrey F. Kaplan  
William D. Maddux  
John F. Michela  
Philip J. Rarick  
Charles F. Scott

Chief Justice Benjamin K. Miller served as the court's liaison to this committee.

In 1992, the Executive Committee selected the site, topics and faculty for the annual program. The committee supervised the Associate Judge Seminar Coordinating Committee in planning the annual Associate Judge Seminar and monitored the work of the Subcommittee on Judicial Education in planning the remainder of the regional seminar series.

In addition to its work in judicial education, the Executive Committee monitored the work of several study committees: the Study Committee on Complex Litigation, which prepared the *Manual on Complex Litigation*; the Study Committee on Juvenile Justice, which prepared the *Juvenile Law Benchbook*; and the

Study Committee on the Operation of the Judicial System.

## ANNUAL MEETING

The thirty-ninth annual meeting of the conference was held on Wednesday through Friday, September 2-4, 1992, in Chicago. Four hundred and eleven circuit and reviewing court judges attended.

Judge Alexander T. Bower, chair of the executive committee, called the meeting to order. Rev. James J. Close delivered the invocation. Judges Eugene L. Wachowski and Rodney A. Scott presided over the program honoring deceased judges. Chief Justice Benjamin K. Miller presented the state-of-the-judiciary address at the dinner session. Justice Joseph F. Cunningham presided at the Thursday luncheon honoring recently retired judges and introducing new judges.

During the three-day program, judges studied and discussed recent procedural and substantive developments in the law. Six topics were offered: ethical issues in literature, law and civil motion practice, domestic relations, economic distress, sanctions in civil cases, and search and seizure. All programs and reading material were prepared by members of the judiciary and professors from Illinois law schools.

## ASSOCIATE JUDGE SEMINAR

The seminar, held annually, is prepared by a coordinating committee appointed by the Executive Committee with the approval of the supreme court. The seminar coordinating committee for the 1992 program was comprised of the following judges:

Michael J. Murphy, Chair  
James A. Hendrian, Vice-Chair  
Terrence J. Brady  
Eugene Campion  
Mary M. Conrad  
Robert Peter Grometer  
William J. Hibbler  
Philip S. Lieb  
Daniel M. Locallo  
Richard A. Lucas  
Sheila M. Murphy  
Julia M. Nowicki

Timothy J. Slavin  
James J. Wimbiscus

Judge John L. Davis served as executive committee liaison to the seminar coordinating committee.

The seminar was held in Chicago on Wednesday through Friday, April 11 - 13, 1992.

Seminar topics included impeachment, stress management, trial practice issues, criminal law, domestic relations, HIV/AIDS, judicial ethics and scientific evidence. Judge Michael J. Murphy presided over the opening session. Judge Gino L. DiVito, of the first district, addressed the participants at Thursday's luncheon. Judge James A. Hendrian presided over the program recognizing new judges and honoring retired and deceased judges.

### REGIONAL SEMINAR PROGRAMS

In 1992, the Subcommittee on Judicial Education selected, planned, and monitored seven regional seminars, each conducted in a two and one-half day format.

As of December 31, 1992, judges serving on the subcommittee included:

Thomas E. Hoffman, Chair  
Rita B. Garman, Vice-Chair  
Mary M. Conrad  
Stephen G. Evans  
Robert J. Hillebrand  
Blanche M. Manning  
Stephen H. Peters  
Thomas R. Rakowski

The regional programs covered six topics presented at seven different locations throughout the state:

- Case Management of a Civil Jury Trial (Urbana)
- Chancery and Remedies (Peoria)
- Commercial Litigation (Rockford and Bloomington)
- Criminal Law (Lisle)
- Family Law (Rock Island)
- Pre-trial, Civil Procedure, and Supreme Court Rules (Oak Brook)

"Case Management of a Civil Jury Trial" discussed all aspects of a jury trial from pre-trial motions through the filing of a notice of appeal. Special attention was placed on jury selection,

opening statements, and closing arguments. In addition, *Batson*-related problems in civil cases were emphasized. The following individuals comprised the faculty:

Judge Charles W. Chapman, Chair  
Judge Rita B. Garman  
Judge William D. Maddux  
Judge James S. Quinlan Jr.  
Prof. Robert G. Johnston, Reporter  
Prof. Marie A. Monahan, Reporter

Judge Thomas E. Hoffman served as subcommittee liaison to the faculty.

"Chancery and Remedies" discussed various aspects of this area of the law. The committee, as part of its reading material, prepared the first judicial benchbook containing this type of subject matter. The faculty consisted of the following individuals:

Judge Sophia H. Hall, Chair  
Judge Thomas J. O'Brien  
Judge Louis J. Perona  
Judge John G. Townsend  
Prof. John D. Ingram, Reporter  
Prof. Robert Jay Nye, Reporter

"Commercial Litigation," presented twice during the year, covered contract formation, restitution, promissory estoppel, and statutory defenses to commercial litigation and damages. A chart highlighting the applicability of various UCC provisions was prepared by the faculty and distributed as a handout. The following comprised the faculty:

Judge Fred A. Geiger, Chair  
Judge Mel R. Jiganti  
Judge Robert M. Keenan Jr.  
Judge John G. Laurie  
Prof. Michael L. Close, Reporter  
Prof. Wayne K. Lewis, Reporter

"Criminal Law" dealt with a broad range of criminal law topics: criminal law trial problems, post-conviction matters, several sentencing and motion issues, and latest developments in prisoner litigation and claims of indigent prisoners. Topics were approached through the use of fact scenarios. Written materials were in scenario format with case citations and case synopses. For each fact scenario, two members of the presentation panel acted as advocates (i.e., prosecutor and defense attorney) and one member of the panel acted as the presiding judge. After the particular issue was framed by the

appropriate advocate, the presiding judge would then turn the issue over to the audience for determination as to how they would rule. The subcommittee on judicial education decided to use this approach as a way to hold the audience's attention and maximize audience participation. The faculty for this program were:

Judge Thomas P. Durkin, Chair  
Judge Donald C. Courson  
Judge Themis N. Karnezis  
Judge Ashton C. Waller Jr.  
Prof. James P. Carey, Reporter  
Prof. Richard S. Kling, Reporter

Judge Blanche M. Manning served as subcommittee liaison to the faculty.

"Family Law" concerned a broad range of topics including child support, domestic violence, custody, removal, and abduction. The faculty was comprised of the following:

Judge Susan B. Gende, Chair  
Judge Annette A. Eckert  
Judge Philip S. Lieb  
Judge Susan Snow  
Prof. Theresa Ceko, Reporter  
Prof. Jane Locke, Reporter

Judge Robert J. Hillebrand served as subcommittee liaison to the faculty.

"Pre-Trial, Civil Procedure, and Supreme Court Rules" consisted of five sessions. The first session addressed the parties in general, but also focused on the distinction between permissive and mandatory joinder under various code provisions and the difficulties presented by class actions for the trial judge. This session also analyzed problems of parties in dealing with litigation involving deceased persons and minors.

The second session covered various forms of process, emphasizing legislative changes. In addition, the session covered continuing problems raised by Rule 103(b) and nuances caused by recent opinions concerning Rule 103(b), especially those relating to the refiling of cases.

The third session covered various aspects of jurisdiction, emphasizing the difference between physical presence and minimum contacts as the basis for state jurisdiction. This session also covered inter- and intra-state forum non-conveniens.

In the fourth session, material on pleading was covered. The problems of sufficiency of pleadings, distinguishing between legal and factual sufficiency, were discussed. Additionally, the importance of insisting on the correct procedure in entertaining motions for leave to amend was stressed.

The last session was devoted to integrating the material presented in the previous sessions. Each presenter was given an opportunity to discuss omitted material or to clarify points raised at previous sessions.

The faculty for this five-part program consisted of:

Judge Thomas R. Rakowski, Chair  
Judge Charles W. Chapman  
Judge Stephen A. Schiller  
Judge Thomas E. Hoffman  
Prof. Robert G. Johnston, Reporter  
Prof. Richard A. Michael, Reporter

#### NEW JUDGE SEMINAR

The subcommittee on judicial education organized and presented this annual four and one-half day seminar in early January 1992. The entire program was conducted by experienced faculty. New judges were informed about the organization and operation of the judicial conference and the administrative office. Topics of most concern to new judges included supreme court rules, judicial ethics and conduct, motion practice, trial practice, setting bonds, search and seizure, criminal law, handling DUI cases, judgments, enforcements and orders, and coping with volume.



**V**

**THE ILLINOIS COURTS COMMISSION**



# THE ILLINOIS COURTS COMMISSION

## MEMBERSHIP AND AUTHORITY

The Judicial Inquiry Board, composed of lay persons, lawyers, and judges, conducts investigations against judges, files formal complaints against judges with the Illinois Courts Commission, and prosecutes those complaints before the commission.

The Illinois Courts Commission consists of five judges selected by the supreme court: one supreme court justice who serves as chair of the commission, two appellate court judges, and two circuit court judges. The commission hears complaints filed by the board, makes findings, and enters orders of dismissal or imposes sanctions.

The commission is empowered to remove from office, suspend without pay, censure or reprimand a judge for willful misconduct in office and to suspend, with or without pay, or retire a judge who is physically or mentally unable to perform judicial duties. The administrative director serves as secretary to the commission.

Members of the commission as of December 31, 1992, were:

### Chair

Justice Joseph F. Cunningham  
Supreme Court of Illinois

### Members

Judge Francis S. Lorenz  
Appellate Court  
First District

Judge James C. Murray  
Cook County  
Circuit Court

Judge Philip J. Rarick  
Appellate Court  
Fifth District

Judge Rodney A. Scott  
Circuit Court  
Sixth Circuit

## Alternate Members

Judge Bernard E. Drew Jr.  
Circuit Court  
Nineteenth Circuit

Judge Arthur L. Dunne  
Cook County  
Circuit Court

Judge David Linn  
Appellate Court  
First District

Judge Carl A. Lund  
Appellate Court  
Fourth District

## COMPLAINTS AGAINST JUDGES

Two complaints were filed with the commission in 1992. At the end of the year, these complaints were under consideration by the commission.

The first case (92-CC-1) charged a circuit court judge in St. Clair County with willful misconduct in office, persistent failure to perform judicial duties according to law, conduct that is prejudicial to the administration of justice, and conduct that brings the judicial office into disrepute. Specifically, the respondent was charged with authorizing and directing payment of jury fees for days on which jurors were available to be called into court but for which they did not actually attend court or deliberate on cases.

The complaint in the second case (92-CC-2) against an associate judge in Cook County has two counts. The first count alleged that the respondent violated Rules 61, 62B, 65C(1) and (2) of the Code of Judicial Conduct. The second count alleged that the respondent violated Rules 61, 62A and 62B of the code. The board maintained that the respondent improperly used the prestige of judicial office to advance personal interests and exploited judicial office in connection with property owned by the respondent.



---

**VI**

**THE ADMINISTRATIVE OFFICE  
OF THE  
ILLINOIS COURTS**



# THE ADMINISTRATIVE OFFICE OF THE ILLINOIS COURTS

## INTRODUCTION

General administrative and supervisory authority over all courts in the state is vested in the supreme court and is exercised by the chief justice in accordance with the rules of the court. The administrative office was established to assist the chief justice in carrying out the authority granted in the state constitution. Primary responsibilities of the administrative office include preparing the state judicial budget, maintaining records and statistics on case loads and case flow in the unified court system, organizing all payrolls for judicial personnel and court reporters, serving as secretary to various committees and other organizations, providing technical and automation assistance to trial and reviewing courts and clerks of the court, managing court facilities and equipment, and providing continuing education for judges and non-judicial employees.

The office is headed by the administrative director who is assisted by a deputy director, both of whom are appointed by the supreme court. More than 125 employees, assigned to six divisions, provide a variety of services to courts in the state. The divisions are Administrative Services, Court Services, Judicial Branch Education, Judicial Management Information Services (JMIS), Legal Services, and Probation Services. Each division is headed by an assistant director.

The office is also charged with administering a number of supreme court rules. Rule 21(d) requires the office to maintain filed copies of appellate court and circuit court rules. Rule 68 provides that the administrative director is the custodian of verified statements of economic interest which are filed by Illinois judges for the years prior to April 30, 1987. Sealed statements filed under this rule may be opened only by the supreme court or by the Illinois Courts Commission when specifically authorized by the court for use in proceedings of the commission. Parties to an action may request, from the administrative director, information from unsealed lists concerning businesses in which a judge or members of his or her immediate family have a financial interest.

The administrative director and staff appear before the appropriation committees of the legislature to testify on the judicial budget and are frequently called upon to advise the judiciary committees on

proposed legislation affecting the courts. They also address civic groups, bar associations, legislative commissions and court reform groups concerning court administration and the structure and operation of the state's unified court system.

Citizens, judges, lawyers, court administrators from other states, and persons from foreign nations visit the administrative office and the Illinois courts. One task of the administrative office is to explain the state court system and arrange visits to courthouses and visits with judges. The office can also arrange for Illinois judges to visit state penal institutions in order to foster a greater understanding of the correctional system.

## EXECUTIVE OFFICE

The Supreme Court of Illinois acts not only as the final forum to resolve judicial disputes, but also as the administrator of the state judicial system. The administrative office, headed by the administrative director, assists in the daily operations of the judicial branch. At the nucleus of the administrative office is the executive office, composed primarily of the administrative director and the deputy director. During 1992, Deputy Director William M. Madden also served as acting administrative director.

The administrative director has responsibility for a variety of administrative duties delegated by the court. The administrative director prepares administrative materials for the court's review. The administrative director also acts as a teller of judicial elections by compiling and tabulating votes to fill associate judge vacancies by an elective process among the circuit judges. By rule of the Illinois Courts Commission, the administrative director serves as commission secretary.

In addition, the administrative director oversees and continually appraises the court of the varied activities performed by the staff of the administrative office.

The deputy director assists the administrative director in carrying out administrative and other responsibilities and serves as secretary to the Supreme Court Rules Committee.

## **ADMINISTRATIVE SERVICES DIVISION**

This division provides general administrative support to the judicial branch. The division consists of the following sections: finance, personnel, labor relations, and intergovernmental relations. On June 17, 1992, the labor relations unit was transferred to the Court Services Division.

### **Finance Section**

This section is responsible for processing accounts payable records; maintaining accounting records; procuring commodities, printing and equipment; inventorying and maintaining property control records; reproducing materials for seminars; and performing audits of reimbursements paid to counties for probation services.

### **Personnel Section**

This section processes semi-monthly and monthly payroll for judges and state-funded employees of the judicial branch. In conjunction with the payroll, the section also administers a compensation plan which covers most of the employees of the judicial branch and serves as a liaison with other state agencies for issues pertaining to health insurance, deferred compensation, and retirement benefits.

### **Intergovernmental Relations Section**

Staff of this section work closely with the administrative director and the divisions of the administrative office on matters involving the legislative and executive branches of state government. The section acts as a legislative clearinghouse to provide information and legislative updates to the court, administrative office personnel, and judges. Additionally, members of the section serve as staff to the Supreme Court Committee on Legislation.

This section also assists the administrative director in communicating the budgetary needs and legislative positions of the court to the legislative and executive branches through meetings with legislators and their staff and testimony at committee hearings. The Legal Services Division complements this role by preparing bill analyses and answering technical and legal questions concerning bills introduced in the legislature.

In cooperation with the Legal Services Division, the section prepared a draft of the Annual Report of the Supreme Court to the General Assembly for 1992. The court reviewed the draft and approved the final language of this constitutionally mandated report.

## **COURT SERVICES DIVISION**

This division was established to assist trial and appellate court operations in the state. Services provided to courts include automated disposition reporting, child support, circuit clerk services, court reporting management, court security, judicial committee support, jury management, labor relations (transferred from the Administrative Services Division), mandatory court-annexed arbitration, records management, statistical reporting, and victim services.

### **Automated Disposition Reporting**

The Automated Disposition Reporting (ADR) program is an automated reporting system for circuit clerks to report court dispositions, through the division, to the Secretary of State and the Department of State Police using magnetic computer tape. Due to statutory changes, modifications in record processing, record layout, and programming were required, and court records in the new format were accepted beginning in June 1992. Statutory changes also resulted in converting legal citations from the Illinois Revised Statutes system to the Illinois Compiled Statutes (ILCS) system. To facilitate the changes and to address other possible automated case reporting services, the division continues to work closely with the Judicial Management Information Services Division and the ADR user group.

In conjunction with this program, the division maintains the Offense Code Table (OFT). In 1992, semi-annual updates of the OFT began. The OFT functions as an integral part of the ADR program. As a result of the new ILCS, the OFT was expanded to provide for the cross reference between the new ILCS and the previous Illinois Revised Statutes citation system. Additionally, a Bureau of Identification indicator was incorporated at the request of the ADR user group, along with other minor field changes. Future efforts may include acceptance of approximately fifty additional counties, which use software developed by private vendors, into the ADR process and the distribution of the OFT through a

bulletin board system, making changes to the table more quickly accessible to counties.

The ADR user group, composed of circuit clerks and their staffs, assisted the administrative office with the modification of the ADR and OFT programs. This group formed two subcommittees: the data dictionary subcommittee and the OFT subcommittee. The first subcommittee is assisting with the update of the data dictionary brought about by the new ILCS. The second subcommittee is assisting with the plan for cross referencing the new ILCS with the current OFT codes. The division works closely with both subcommittees.

### **Child Support**

Staff in this service area provide support to the Conference of Chief Circuit Judges' Child Support Advisory Committee and its subcommittee on automation linkage. During 1992, negotiations with the Illinois Department of Public Aid (IDPA) regarding a statewide child support automation system for the trial courts were completed. Negotiations resulted in a contract that was presented to the clerks of the circuit court for their signature. By the end of the year, approximately 65 circuit clerks had signed the contract to become a part of the child support automation system. Providing support to this project is an ongoing process that continues to be a high priority for the division.

Staff also continued to provide support to the counties of DeWitt, Douglas, Piatt, and Wayne, who were participating in the child support enforcement program during 1992. Staff helped compile the final evaluation of the program in Piatt County. This evaluation appears in the report entitled *Supreme Court Rule 296 Personal Computer Based Pilot Site Evaluation* published in March 1992. This report recommended the Piatt County system to other counties considering the implementation of this rule.

During the year, the staff also reviewed child support legislation and conferred with the advisory committee concerning this legislation. Division and committee representatives also worked closely with IDPA and the Circuit Court of Cook County to finalize the details for the "expedited child support process," the pilot project scheduled for implementation in the county during 1993.

### **Circuit Clerk Services**

Throughout the year, division staff maintained ongoing communications with all circuit court clerk offices in the state, responding to inquiries regarding pending or enacted legislation, records retention policies, recordkeeping procedures, and overall circuit clerk operations. Many of the offices were visited during 1992. Division staff also worked with the Secretary of State's office, state law enforcement personnel, and other agencies of state government on policies and procedures affecting circuit clerk operations.

Other services included monitoring sessions of the state legislature for legislation affecting clerks' offices and the courts, and assisting the Judicial Branch Education Division with planning for the "new clerks' seminar" scheduled for 1993.

Staff working in this program area also provided support to various committees of the Conference of Chief Circuit Judges. Committees included: Ad Hoc Committee on Article V Rules, responsible for developing recommended changes to the uniform citation and complaint form and regulations governing issuance of bond certificates; and the subcommittee on child support automation and linkage.

### **Court Reporting Management**

Programs in this area include: court reporter proficiency testing; continuing liaison with official reporters and their representatives; collection and monitoring of information pertaining to transcript income; evaluation of various court reporting technologies; and assistance in the development and administration of court reporter training. Division staff also investigated ways to enhance the productivity of court reporting services and to reduce costs associated with court reporting.

Several times each year examinations are administered to test the proficiency of persons interested in becoming official court reporters, and of incumbent official reporters who wish to attain a higher proficiency rating. During 1992, six regular official court reporter proficiency examinations were offered: three in Chicago and three in East Peoria, Illinois. In addition, four special proficiency

examinations were offered, one of which was for out-of-state reporters seeking to re-locate to Illinois. This examination was held in conjunction with the annual convention of the National Court Reporters Association in Chicago.

Staff of the division also administered two computer proficiency examinations for official court reporters. Both were held in Chicago. These examinations allow incumbent official reporters to demonstrate their proficiency in using computer-aided transcription (CAT). Those who pass the examination are eligible to receive a higher rate of compensation as "computer proficient" court reporters.

During 1992, staff of the division assisted the Judicial Branch Education Division in planning and conducting three regional seminars for official court reporters.

### **Court Security**

The court security program, established in January 1988, continued to provide security information and planning assistance to the trial and appellate courts. This assistance included: (1) conducting physical security analyses of court facilities and providing technical assistance; (2) writing technical assistance reports containing security findings, problem analyses and recommendations; (3) preparing and presenting information to county boards to secure funding for report recommendations; and (4) serving as liaison to county, state and federal law enforcement agencies.

Throughout the year, division staff provided support to the Court Security Standards Committee of the Conference of Chief Circuit Judges. The first half of a project, covering the existing level of court security within the state court system, was completed in May 1991 with the report, *Status of Court Security in the State of Illinois*. The second half of the project was completed in October 1992 with the report *Guidelines for Court Security in the State of Illinois*.

During 1992, analyses were conducted of the security needs of courthouses in the counties of Alexander, Mercer, and Tazewell.

### **Judicial Committee Support**

Division staff provide support to a number of judicial committees. This support involves the preparation of meeting agendas, reference materials, and minutes. It also includes drafting and conducting

surveys and producing reports of survey findings covering various areas of court operations. During 1992, staff support was provided to the Conference of Chief Circuit Judges and its subcommittees; the Supreme Court Alternative Dispute Resolution Coordinating Committee; the Supreme Court Study Committee on Mediation of Child Custody, Support and Visitation Disputes; and the Illinois Judicial Conference Study Committee on Operation of the Judicial System.

### **Jury Management**

The purpose of this program is to improve the management of jurors in the circuit courts of the state. In accordance with law, the division provides counties with merged source lists for jury selection upon request. During 1992, jury source lists merging registered voters with licensed drivers were provided to ninety-one counties. Division staff also coordinated the printing and distribution of approximately 102,000 handbooks for petit and grand jurors in the circuit courts.

### **Mandatory Court-Annexed Arbitration**

The efforts of the Supreme Court of Illinois to devise a high quality court-annexed arbitration system have spanned nearly the entire decade of the 1980's. Public officials representing all branches of state government as well as the general public have been consulted in the design process. With the support of the legislature and governor, the supreme court devised and implemented a mandatory court-annexed arbitration system for selected circuit courts. Arbitration systems were operational in 1992 in the circuit courts of Cook, DuPage, Lake, McHenry, and Winnebago counties. Expansion of the program in the future will occur with court approval in the areas of the state where there is a demonstrable need, provided sufficient public funding is available to support expansion efforts.

In Illinois and elsewhere, policymakers have determined that courts should require arbitration for some types of civil disputes because it can contribute to a reduction of court congestion, costs, and delays. Arbitration can also help diminish the financial and emotional costs of litigation for citizens. The goal of the process, therefore, is to deliver a high-quality, low-cost, expeditious hearing which results in an award that will enable, but not mandate, parties to resolve a dispute without resorting to a formal trial before a judge or jury.

Rule 86 defines cases eligible for the arbitration process as civil actions in which each claim is exclusively for money damages not exceeding \$15,000. The objective of the program is to submit modest-sized claims to arbitration because they tend to be amenable to closer management and faster resolution in an informal alternative process.

Although certain types of newly filed cases may be diverted to arbitration, many of the prehearing procedures that pertain to these lawsuits generally still apply. Indeed, this rule specifically states that the Code of Civil Procedure applies to arbitration cases unless otherwise stated in the arbitration rules. Discovery is limited in these cases, however, and all discovery must be completed prior to the arbitration hearing. Faster dispositions are possible in this system because the parties are assured when the lawsuit commences that a hearing date will be set quickly and will be adhered to except in unusual circumstances. Attorneys familiar with the program approach their arbitration cases with an expectation that the process will be expedited and that a disposition will occur in a relatively short period of time.

The essence of the process is, of course, the arbitration hearing. This hearing is conducted in a dignified, informal manner by a panel of three specially trained attorneys. The arbitrators are empowered as adjuncts of the court with authority to administer oaths, rule on the admissibility of evidence, and decide questions of fact and law in reaching an award. While the rules of evidence apply in arbitration hearings, Rule 90 makes certain kinds of documents presumptively admissible. By taking advantage of the streamlined mechanism available for using documentary evidence in an arbitration hearing, presentations of evidence can be abbreviated so that hearings can be completed in about two hours. Arbitrators conduct their deliberations in private, but must announce their award on the same day the hearing occurred. An award requires the concurrence of at least two arbitrators.

Just as an award can be a finding in favor of either party in an arbitration case, rules extend the right of rejection to either party. Three conditions attach to the exercise of this right: (1) the party who desires to reject the award must have been present at the arbitration hearing in order to have preserved this right; (2) the rejection notice must be filed with the court within thirty days of the date the award was filed; and (3) except for indigent parties, the party

who initiates the rejection must pay a fee of \$200 to the clerk of the circuit court. This fee is intended to discourage frivolous rejections. At the same time, a party who is sincerely dissatisfied with the outcome has the right to have the case decided at a trial. If no rejection is filed within the time allowed, the arbitration award is entered as a judgment of the circuit court, thereby terminating the case.

The year 1992 was marked by a number of achievements as well as challenges. Over 21,275 arbitration-eligible cases were transferred to the arbitration calendars in the five counties. A large percentage of those cases were disposed of by the courts through default judgments and dismissals. Overall, dispositions outpaced new filings and transfers in 1992, reducing the inventory of pending cases in each circuit. A total of 19,926 contested cases requiring judicial intervention were assigned arbitration hearing dates in 1992. Of that total, 7,809 were settled prior to the hearing and 12,117 proceeded to hearing, with most accepted by the parties. In addition, a large percentage of the cases rejecting the arbitration awards were settled prior to trial. As a result, less than 2% of the cases filed proceeded to trial, and did so in substantially less time than they would have prior to arbitration.

The pilot program in the state, Winnebago County, turned five years old in 1992. The program continues to experience a 10% hearing rate of its arbitration-eligible cases and a 25% rejection rate of those hearings. A more impressive statistic is the number of rejected cases that have gone to a bench or jury trial. In Winnebago County, that number totals approximately 0.7% of the total arbitration-eligible cases filed over the past five years.

The DuPage County program completed its third year of operations in 1992. During the year, over 13,500 arbitration-eligible cases were filed with only 219 cases proceeding to trial. Approximately 90% of the current inventory of arbitration-eligible cases were less than six months old. As a result, one judge was reassigned from the civil to the criminal division.

The programs in the nineteenth circuit (Lake and McHenry Counties) continued to be the only multi-county, circuit-wide arbitration program. This circuit's rules provided for an arbitration hearing approximately four months from filing of the complaint. During 1992, support from the local bar associations continued, as evidenced by the nearly 400 attorneys in Lake County and over 100 attorneys in McHenry County who participated as arbitrators.

Both programs operated with central administration and maintained high standards and quality of justice.

When the arbitration program was implemented in Cook County, the circuit court's first objective was to reduce the inventory of cases pending trial in the law division by identifying cases having a potential verdict of under \$15,000. The Cook County arbitration program had a significant role in assisting in the reduction of the pending inventory of cases in the law jury division by nearly one-third. The Cook County program was close to surpassing the Philadelphia, Pennsylvania program as the largest arbitration program in the country.

In January 1992, Sangamon State University's Center for Legal Studies completed its two year comprehensive evaluation of the program in DuPage County. This research project was designed to assess the effectiveness of arbitration as an alternative means of resolving disputes by comparing the performance of a sample of civil cases previously processed in the traditional fashion with performance measures for a sample of similar cases filed after arbitration was instituted in the circuit court.

Overall, the evaluation concluded that the DuPage County program achieved its goals of improving the pace of civil case dispositions, while maintaining high standards of quality and justice for users of the arbitration system. The circuit court effectively implemented and managed the arbitration program in a manner consistent with supreme court rules and statutory requirements. Litigants, lawyers, arbitrators, and judges believe in the program and found it to be a very efficient method of handling cases.

### **Records Management**

Throughout the year, records management staff provided services to trial and appellate courts, and the administrative office.

At the request of circuit clerks in the counties of Cass, Champaign, Rock Island, and Will, staff reviewed record retention and storage procedures and made recommendations on the various options available. Staff also developed a plan for revising the *Manual on Recordkeeping* which contains instructions for circuit clerks to follow in implementing the supreme court's administrative order on circuit court recordkeeping.

In addition, a review of existing retention and destruction policies for appellate and circuit courts was initiated. The project included making estimates of the quantities of records involved for various case types and time periods, as well as comparing practices in other states and the federal courts.

Assistance was also provided to the Administrative Services Division of the administrative office in the form of a retention-destruction schedule for financial records.

### **Statistical Reporting**

Maintenance of an accurate and timely statistical reporting system is an important responsibility of the division. Staff responsible for this function compile, post, and analyze caseload and financial information provided by the clerks of the court. This information, contained in chapter VIII, is available for general reference, research purposes, and related court improvement efforts. Recent efforts of a statistical subcommittee to improve statistical reporting have resulted in the following proposals or suggestions: (1) revisions to selected data collection forms, (2) suggestions for new categories or subcategories, (3) revisions to current categories, and (4) a more thorough review of monthly statistical reports submitted by the clerks of the courts to ensure the accuracy and integrity of the information and necessary follow-up contact with the clerks.

### **Victims' Services**

Staff working in this program area function as liaison to various statewide committees, such as the Domestic Violence Advisory Council of the Illinois Department of Public Aid and various victim advocacy organizations. Highlights of the year include serving on a domestic violence task force created by the legislature to develop curricula for law enforcement officers, prosecutors, judges, and court personnel; and staffing the Supreme Court Mediation Study Committee. Services to chief judges in circuit courts included helping to establish multi-system family violence coordination councils similar to those in the Ninth and Seventeenth Circuits. This involved evaluating procedures, coordinating meetings, conducting research, modeling, writing grants, and follow-up consulting. Technical support was also provided to the various divisions of the administrative office by analyzing legislation; responding to inquiries and requests for information; and conducting

research on issues and questions received from judicial officers, representatives of other state agencies, and the public.

### **JUDICIAL BRANCH EDUCATION DIVISION**

This division has responsibility for providing training programs for judges, administrative and technical personnel, circuit clerks, and court reporters.

#### **Judicial Training and Continuing Professional Education**

An important function of the division is to provide staff support to the Illinois Judicial Conference with the administration of education programs. Division staff serve the Executive Committee, the Subcommittee on Judicial Education, the Associate Judge Seminar Coordinating Committee, and the various topical committees established to develop the continuing judicial education programs. Activities of the Illinois Judicial Conference during 1992 appear in chapter IV.

#### **Court Administration and Technical Training**

During 1992, division staff developed and presented seminars in specialized areas pertaining to the specific job responsibilities of circuit clerks, court reporters, and court administrative personnel.

The workshop "Records Management" was held in Springfield for staff responsible for maintaining administrative records in chief circuit court judges' offices. This one-day workshop featured topics on file organization and classification systems, indexing and inventorying records, file retrieval and circulation control, records retention and disposition, and state statutes governing destruction of state and local records.

The workshop "Future Trends in Court Technology" was held twice: once in Lisle and once in Collinsville. This one-day workshop was attended by judges, trial court administrative staff, circuit clerks, and an appellate court clerk. The program's objectives were to (1) outline methods courts can use to evaluate new technologies; (2) identify technologies related to the implementation of local area networks; (3) familiarize court personnel with the basics of a database management system; (4) describe the objectives, costs and benefits to imaging systems already implemented in Illinois; and (5) familiarize court personnel with the necessary

elements of a written policy on public access to court databases.

The one-day "Official Court Reporters' Seminar" was presented in three locations around the state. The status of legislation mandating continuing education for court reporters was addressed in the morning session. Also discussed in the morning was the new *Official Court Reporter Reference Manual* developed by the Court Services Division. In the afternoon, court reporters had a choice of attending one of two concurrent sessions: "Using MS-DOS" or "Accident Reconstruction." The final session was "Dealing with Stress."

### **JUDICIAL MANAGEMENT INFORMATION SERVICES DIVISION**

This division provides electronic data processing support to the supreme, appellate, and circuit courts in the state.

Electronic data processing support includes: automation consulting; analysis, design and programming of applications; computer equipment purchase, installation, and maintenance; and data communications and networking.

#### **Supreme Court**

The case-processing application (PROMIS), operating on a mainframe, continued to support the supreme court clerk's office with automated case processing administration and provide supreme court justices' staff with case management information.

A local area network (LAN) server was placed in the clerk's office as a trial project to ascertain usage, within a multi-user environment, for applications, printing, and office communications.

#### **Appellate Court Districts**

PROMIS continued to support the five appellate court districts with automated case processing administration and provide the judges' staff with case management information.

The project to develop a new Appellate Court Information System (ACIS) continued. A number of productive meetings were held with representatives from the appellate districts. The division completed the process of identifying system requirements and designing the application. The new system is

intended to combine new concepts with new technologies to assist users in meeting the demands for increased productivity, functionality, and information availability.

Personal computers were installed in some judges' offices to provide word processing capabilities and to replace dedicated application terminals with a single device.

### **Circuit Courts**

Principal efforts in the circuit courts centered around support to the various local area networks installed as "pilot projects" and maintenance of hardware and software products supported by the division.

The jury selection application gained considerable attention with the merging of Secretary of State's driver information and State Board of Elections' voter information. Magnetic tapes, disks, and printed listings provided a new level of automation to the circuit courts. By the end of 1992, nearly 95% of circuit courts were requesting and receiving input into their jury selection processes.

A major redesign, programming, and implementation of the Automated Disposition Reporting (ADR) program was completed in 1992. This new system is more responsive to external changes, facilitates easier data base change, and provides a solid base for future applications.

### **Administrative Office**

The new payroll, timekeeping, personnel, accounting, and financial management application was designed and ready for testing by the end of 1992. This new application, operating on a local area network (LAN) database server, is scheduled for operation in July 1993.

The personnel and finance sections of the division received a new level of automation during the year. A LAN and new personal computers were installed. This LAN provides multi-user input into several applications, permits sharing of printers and other resources, and facilitates communication throughout the 118 W. Edwards Street location. The personal computers provide more modern word processing, graphical user interface, and other sophisticated modern software products used to control and report information.

The Probation Services Division, located at 300 E. Monroe Street, also received a LAN. The system enables division employees to use several probation-automated applications and share printers and other resources. Some applications were converted into a more modern language, and new applications were created. The system also facilitates communication with work stations throughout the building.

### **Future Initiatives**

A major initiative for the division will be to establish a statewide communications network capability that will link all the various offices of the courts together, enabling resources and information to be more accessible.

A modernization of the existing personal computers will be necessary to allow for newer versions of software to function, sophisticated products to operate, and a graphical user interface to expand throughout the courts.

A "right-sizing" of computer systems will be undertaken with the goal of improving operating efficiency, while minimizing costs, to provide appropriate technology to meet their requirements.

### **LEGAL SERVICES DIVISION**

This division supports supreme court committees, commissions, and boards; analyzes legislation and court decisions; performs legal research on matters that are not case related; and provides legal assistance as "in-house" counsel to other divisions of the administrative office.

During 1992, division attorneys provided staff support to the following judicial committees: Appellate Court Administrative Committee, Supreme Court Oversight and Planning Committee for a Judicial Performance Evaluation Plan, and Judicial Conference Study Committee on Juvenile Justice.

The division also administers Rule 215(d). This rule allows a court to order an impartial medical examination of a party whose mental or physical condition is an issue. The examination must be made by a member of a panel of physicians chosen for their special qualifications by the Illinois State Medical Society. The examiner submits a report for the use of the court and the parties, and if the examiner's testimony is required at trial, it will be given without cost to the parties.

Rule 711 is also administered by the division. This rule provides for the temporary licensing of law students or law graduates, who have not yet had an opportunity to take the bar examination, so that they can appear in court, prepare pleadings or briefs, counsel with clients, negotiate the settlement of claims, and prepare and draft legal documents. These services can be performed only under the supervision by a licensed attorney and only for qualified agencies such as legal assistance programs, public defenders, and governmental offices. To be eligible for licensing, a student must be certified for at least 60% of the hourly credits required for graduation, be in good academic standing, and eligible under the school's criteria to undertake the activities authorized by the rule. In 1992, 715 temporary licenses were issued.

To assist the supreme court in its administrative and supervisory authority over all courts, the division assigns downstate judges to Cook County. Additionally, the division serves as liaison with the attorney general's office in providing legal representation to judges and court personnel sued in their official capacity.

During 1992, the division assistant director continued to author and edit the *Bench and Bar Newsletter*, published monthly by the Illinois State Bar Association. The assistant director also provided the judiciary with analyses of selected supreme court decisions and recent legislation enacted into law.

The division, in cooperation with intergovernmental relations staff, assisted the court in drafting the Annual Report of the Supreme Court to the General Assembly. This report offers legislative recommendations to the legislature.

Analyzing legislation which affects the judiciary is a major workload of the division during each legislative session. During the 1992 legislative session, 130 bills were analyzed.

In 1992, the Study Committee on Juvenile Justice completed work on a new juvenile law benchmark. Over 400 copies were distributed to Illinois judges, law schools, and libraries. A supplement is scheduled for completion in 1993.

## **PROBATION SERVICES DIVISION**

Section 15 of the "Probation and Probation Officers Act" provides: "The Supreme Court of Illinois

may establish a Division of Probation Services whose purpose shall be the development, establishment, promulgation, and enforcement of uniform standards for probation services in this State, and to otherwise carry out the intent of this Act" (Ill Rev. Stat. ch. 38, par. 204-7). Consistent with its statutory responsibility, the mission of the division is to improve the quality, effectiveness, and professionalism of probation and related court services in Illinois. In carrying out this mission, the division's policy, program, and resource development activities extend to all aspects of the administration and delivery of probation services in the state.

During 1992, the division continued to make progress toward achieving its goal of improving probation services. To that end, the division's ongoing coordination, monitoring, and technical assistance operations continued to be major priorities. In addition to these ongoing responsibilities, the following specific major projects and initiatives were undertaken by the division in 1992.

### **Juvenile Justice Initiatives**

The juvenile case classification project continued as scheduled during 1992. The workgroup coordinating the project met throughout the year and facilitated the collection of data on 500 closed juvenile cases in various jurisdictions. The case data was analyzed by Dr. Art Lurigio and the results of the study were published in a report distributed to probation managers statewide. The next phase of research and program planning will continue in 1993 with the assistance of Dr. Lurigio. Implementation of a risk classification and supervision system for juvenile offenders is targeted for 1994.

The division also continued a training project for juvenile probation officers on "Strategies for Juvenile Supervision" which began in 1991. The training focuses on skill development for juvenile officers in the areas of case assessment and case supervision planning. Nine one-week sessions were offered regionally in 1992, training probation officers from over twenty different departments. The training was conducted by division staff with assistance from county probation personnel.

### **Adult Investigation and Supervision System**

Statewide implementation of the revised Adult Investigation and Supervision System was completed during the first half of 1992. This system

differentiates the supervision of offenders by measuring their inclination toward criminal behavior and their need for rehabilitative services. The system provides a rational means of supervising offenders differentially, as well as a management tool for staff deployment and accountability, budgeting and research, and resource development and coordination. In short, the system brings structure and consistency to decision making at all levels of adult probation case management.

Properly implemented, this workload classification system sets a uniform standard for state funding and defines the proper allocation of local probation department resources among adult offenders. At the state level, the allocation of new workload positions is based upon comparative staffing needs statewide as established by quarterly workload analyses of each department. The allocation process includes consideration of such factors as the relative proportionality of that department's staffing need, the characteristics of the department's probation population (i.e., the percentage of "high-risk" cases), and the ability of the department to assimilate new resources.

A task force will be created in 1993 to review, develop, and promulgate statewide pre-sentence investigative report standards.

### **Intensive Probation Supervision**

The primary purpose of the Intensive Probation Supervision (IPS) program is to create a dispositional alternative for the courts to place select felony offenders into a highly structured community supervision program, instead of committing them to the Illinois Department of Corrections. The program is an intermediate punishment that falls between standard probation and imprisonment.

Throughout 1992, the division continued its monitoring activities including review and assessment of program and offender-based statistical data and on-site review of staff practices related to general program operation, probation supervision techniques, and intra-and inter-agency relationships. Technical assistance is provided to encourage compliance with program standards and guidelines, and correct identified inefficiencies in the use of resources.

### **Drug Testing Standards**

Since the statewide promulgation of drug testing

guidelines in 1991, the division has continued to monitor and provide technical assistance to those departments which have implemented drug testing programs. Fifty-four probation and court services departments in the state currently use drug testing either as a part of a supervision strategy or a separate supervision tool.

A recent survey showed that the costs and frequency of drug testing has continued to rise and that the populations being tested and testing methodologies have become more varied. Approximately 30,858 drug tests were performed in 1992 by probation and court services departments.

### **Electronic Monitoring Guidelines**

The division distributed copies of the *Electronic Monitoring Guidelines* to all probation and court services departments in July 1992. Prepared by the division, this publication was designed to assist probation departments and local courts with establishing electronic monitoring programs.

During 1992, the division also surveyed all probation and court services departments. The scope of the survey included fees and duration of monitoring. Forty-five counties reported the availability of electronic monitoring. The average fee assessed ranged from \$5.50 to \$9.25 per day. The length of monitoring ranged from 2 days to 365 days.

Based on statistical reports submitted to the division during 1992, over 721 adult offenders were ordered to be supervised with electronic monitoring.

### **Pretrial Services**

In 1992, pretrial services programs conducted over 66,000 bond reports and over 7,000 defendants were being supervised by pretrial programs at the end of the year. During this same period, the number of counties with specialized pretrial services increased to nine with the start of the Madison County program.

### **Probation and Court Services Funds**

During 1992, over \$2,986,434 in probation supervision fees were collected statewide from adult probationers, an increase of \$765,020 over 1991. These funds are used to pay for the purchase of services for adult probationers and to pay for expanded operational costs of probation and court

service departments. As the result of the reduction in state reimbursement to counties, departments were allowed to use these funds to offset the amount of the state shortfall.

Effective January 1, 1992, probation supervision fees could be assessed to defendants placed on conditional discharge or supervision who are actively supervised by the probation and court services department.

### **Cutback Management Strategies**

Legislative appropriations to the supreme court for the reimbursement of probation and related services were reduced by almost 10% in fiscal year 1992 which began on July 1, 1991. Appropriations were cut an additional 5% in fiscal year 1993, beginning July 1, 1992. Fiscal year 1992 cuts not only reduced the maintenance amount, but failed to annualize the cost of over 140 new positions funded for part of fiscal year 1991, thereby almost doubling the actual impact of fiscal year 1992 cuts. The 1993 fiscal year cuts exacerbated the funding gap created by the fiscal year 1992 cuts. As a result of these cuts, the division developed various management and fiscal strategies designed to assist probation departments in maximizing their limited resources in order to minimize staff layoffs and reductions in services.

### **PUBLICATIONS OF THE ADMINISTRATIVE OFFICE**

The Administrative Office of the Illinois Courts publishes and/or distributes several books or pamphlets, some of which are available to the public. Copies of the following may be obtained by writing to the Springfield office at 840 South Spring Street, Springfield, Illinois 62704 or calling the Administrative Office librarian at (217) 785-2125.

Brief Report on Space Requirements for the Sangamon County Circuit Clerk's Office (1989)

Short History of the Illinois Judicial System (1990)

Study of the Circuit Clerk's Office, Traffic Division, Champaign, Illinois (1990)

Study of the Circuit Clerk's Office, Stephenson County, Illinois (1989)

Study of Traffic Recordkeeping, Office of the Circuit Clerk, Vermilion County, Illinois (1989)

Administrative Regulations Governing Court Reporters of the Illinois Courts

AIDS Guidelines for the Illinois Circuit Courts (1990)

Analysis of the Criminal Case Processing and Workflow in the Criminal Division, Office of the Circuit Clerk, Sangamon County, Illinois (1991)

Analysis of Organization, Space, Recordkeeping, and Equipment, Office of the Clerk, Third Appellate District, Ottawa, Illinois (1989)

Assessment of AOIC Procedures Manuals, Findings of a Survey of Circuit Clerks, (1990)

Annual Reports of the Administrative Office to the Supreme Court of Illinois

Annual and Biennial Reports of the Illinois Judicial Conference

Child Support Enforcement in Illinois (1989)

Court Reporting in the State Courts of Illinois (1990)

Court Interpreters (1988)

Drug Testing Guidelines (1992)

Electronic Monitoring Guidelines (1992)

Handbook for Grand Jurors in Illinois (1992)

Illinois Adult Probation Classification System: Procedure Manual (1991)

Illinois Manual for Complex Litigation (1991) (judges only)

Illinois Intensive Supervision Program: Procedural and Operational Standards Manual (1990)

Illinois Pretrial Policies and Procedures Manual (1991)

Illinois Specialized DUI Probation Program (1989)

Illinois Initiatives to Address the Issues of the Offender with Mental Retardation (1989)

Intensive Drug Abuser Program Procedural and Operational Standards (1990)

Illinois Statewide Judicial Facilities Project, Phase One Summary Report (1977)

Illinois Statewide Judicial Facilities Project, Phase Two Summary Report (1978)

Illinois Supreme Court Alternative Dispute Resolution Coordinating Committee; Progress Report to the Supreme Court of Illinois (1991)

Intensive Probation Supervision: State Summary (1992)

Inventory of Dispute Resolution Programs in Illinois; A Report to the Alternative Dispute Resolution Coordinating Committee (1991)

Jury System Organization and Management: Boone County Modifications (1989)

Jury System Organization and Management-Model Automated Jury Management System: A Proposal for Illinois (1989)

Jury System Organization and Management: Rock Island (1988)

Jury System Organization and Management: Winnebago County (1988)

Juvenile Law Benchbook (1992) (judges only)

Mandatory Court Annexed Arbitration in Illinois (1990)

Manual on Recordkeeping (1972)

Model Automated Jury Management System: Preliminary Pilot Site Evaluation (1990)

Policies Governing Hiring, Promotion, and Training of Illinois Probation/Court Services Personnel (1987)

Probation Services Fee Policies and Guidelines (1991)

Profile of the Illinois Trial Courts - A Survey of Chief Circuit Judges (1988)

Report to the Illinois General Assembly on the Use of Eavesdropping Devices during 1989; Supplemental Report (1991)

Report to the Illinois General Assembly on the Use of Eavesdropping Devices during 1990 (1991)

Sangamon County Court Automation Plan, An Interim Report on Data Collection (1990)

Security Staffing Analysis of the DuPage County Courthouse, Wheaton, Illinois (1990)

Sentencing Alternatives for Illinois Female Offenders (1987)

Sentencing Guidelines as a Response to Sentencing Reform: A Study and Some Observations (1986)

Specialized Drug Program Procedural and Operational Standards (1991)

Status of Court Security in the State of Illinois (1991)

Statistics Review Committee Final Report (1990)

Videotape Recording of Trial Court Proceedings: The Kentucky Model (1988)

## **VII**

# **CASELOADS AND STATISTICAL RECORDS OF THE ILLINOIS COURTS IN 1992**



---

**Supreme Court of Illinois  
Caseload and Statistical Records  
Calendar Years 1988-1992**



## SUPREME COURT CASELOAD AND STATISTICAL RECORDS

### Case Filings and Dispositions

A summary of case filings and dispositions for the Supreme Court of Illinois for the period 1988 through 1992 is presented in table 1.

During 1992, filings in the supreme court totaled 2,747, a slight increase (1 percent) over the 2,718 cases filed in 1991. However, during the past five years total filings of general and miscellaneous cases have increased 12.6 percent, from 2,440 in 1988, the five-year low, to the five-year high in 1992.

In 1992, there was a gain of sixty cases on the general docket, which is the predominant docket, a 3.5 percent increase over 1991 filings. Over the past five years, general docket filings have increased steadily with a high of 1,783 cases in 1992 and a low of 1,595 cases in 1989, a rise of 11.8 percent. Most of that increase (166 cases) reflects a rise in petitions for leave to appeal.

A total of 812 miscellaneous record cases were filed in 1992, a fifty-one case (-5.9%) decrease from 1991 when 863 cases were filed. The miscellaneous record consists primarily of attorney matters, including motions to transfer to inactive status under Rule 770, name-change petitions, and disciplinary cases. In 1992, approximately 349 Rule 770 motions, 248 name-change petitions, and 40 motions for restoration to active status under Rule 759 were filed. Disciplinary matters account for the remaining 175 cases, except for several bar admission motions and a few administrative cases opened for record-keeping purposes.

In 1992, 152 miscellaneous docket cases were filed, a twenty case (15 percent) increase over 1991 when 132 cases were filed. This docket consists of cases filed by pro se prisoners. Typically, a matter is placed on the miscellaneous docket, as opposed to the general docket, when papers do not conform to the rules in one or more respects. This docket provides a forum for the incarcerated pro se litigant without compromising standard filing requirements.

The supreme court disposed of a total of 2,806 cases in 1992, thereby maintaining overall currency with a 103 percent clearance rate.

### Petitions for Leave to Appeal

In 1992, there was a gain of thirty-five cases on the leave to appeal docket, a 2.3 percent increase over 1991 filings, and a 9.5 percent increase over the 1,426 leave to appeal cases filed in 1988 as presented in table 3.

The supreme court allowed 104 petitions and disposed of another twenty-four with supervisory orders to a lower court. Of the petitions acted upon, 6.9 percent were allowed, but the percentage increases to 8.3 percent when the twenty-four supervisory dispositions are considered.

As in the prior four years, more civil petitions were allowed than people petitions. However, except for 1988, more petitions have been filed in people cases than in civil cases.

### Mandatory Appeals

As seen in table 2, capital case filings, which require extensive court time to complete, have remained stable over the past two years. Sixteen direct appeals from imposition of the death sentence were filed each in 1991 and 1992; ten capital post-conviction appeals, which also are appealed directly from the circuit court, were filed in 1991 and eight in 1992.

Direct appeals from the circuit court under Rules 302(a) and 603 in cases in which a statute has been held invalid also have remained fairly constant over the last two years, with twenty-four notices of appeal filed in 1991 and twenty-two in 1992.

As in prior years, certificates of importance from the Appellate Court of Illinois have been few, with ten filed in the period 1988-1992.

### Other Activity

In 1992, the supreme court filed 176 majority opinions, disposing of 212 cases, a sixty opinion (52 percent) increase over 1991 when 116 opinions were filed disposing of 133 cases (table 5).

The court considered sixty-eight petitions for rehearing in decided cases, allowing one (table 6); entertained oral argument in 122 cases and took another five cases under advisement on briefs without argument (table 4); and ruled on approximately 2,680 motions on the general docket, including 116 original action motions under Rules 381 and 383 (table 1), cases which generally require the court's consideration of questions of law arising from interlocutory decisions of lower courts, tribunals, or officials.

Attorney disciplinary activity (see table 7) in 1992 was concentrated on the miscellaneous record where the court disciplined seventy-two attorneys by order and suspended fifteen attorneys on an interim basis by order. In 1992, the court issued two opinions in disciplinary cases, reinstating one attorney and disbaring another.

As presented on table 1, one disciplinary case was filed on the general docket, i.e., transferred from the miscellaneous record for briefing, argument, and opinion. In contrast, in 1988, twenty such cases were

transferred for a five-year high (1988-1992); the one case transferred in 1992 represents the five-year low.

The reduction in disciplinary cases on the general docket can be attributed to certain changes in the rules governing the disciplinary process. In 1990, Rule 753 was amended to provide the supreme court with a leave procedure allowing it to determine which disciplinary cases warrant full briefing and argument. In 1989, Rule 762(b) was adopted to provide for submission of a disciplinary case to the supreme court as an agreed matter which has reduced the number of contested cases.

The supreme court, which is responsible for regulating the practice of law in the state, licensed 2,986 attorneys in 1992, eleven more than were licensed in 1991. However, the difference between 1988 and 1992, the five-year low and high, respectively, is more marked: 434 more attorneys were admitted in 1992, a 17 percent increase over 1988. During the past five years, 13,177 lawyers were licensed, an average of 2,755 per year.

**Table 1**

**Summary of Case Filings and Dispositions  
Supreme Court of Illinois  
1988 - 1992**

Filings	Grand Total	Total General Docket	Direct Appeals by Right (a)	Certificates of Importance (b)	Direct Appeal by Permission (c)	Petitions for Leave to Appeal	Original Action Motions (d)	Attorney Disc. Cases on General Docket (e)	Other General Docket (f)	Total Misc. Record (g)	Total Misc. Docket (h)
1988	2440	1708	129	1	8	1426	86	20	38	607	125
1989	2725	1595	26	3	11	1395	101	8	51	1014	116
1990	2631	1644	51	2	4	1444	107	6	30	847	140
1991	2718	1723	50	2	9	1526	87	3	46	863	132
1992	2747	1783	46	2	5	1561	116	1	52	812	152
Dispo- sitions											
1988	2546	1793	125	1	6	1361	87	32	181	619	134
1989	2770	1682	57	1	14	1321	105	6	178	977	111
1990	2536	1574	34	3	9	1298	103	7	121	820	141
1991	2685	1669	25	2	8	1403	89	6	136	909	107
1992	2806	1862	87	1	6	1482	118	2	166	791	153

- (a) Appeals directly from the circuit court: Capital cases (Ill. Const. 1970, art. VI, § 4; Rule 603 appeals from imposition of death sentence and appeals in post-conviction proceedings under Rule 651) and statutes held invalid (Rules 302(a) and 603).
- (b) Certification of case by Appellate Court under Rule 316.
- (c) Rule 302(b) motions allowed.
- (d) Motions filed under Rule 381 (mandamus, prohibition, habeas corpus), Rule 382 (redistricting), Rule 383 (supervisory authority).
- (e) Prior to November 1990, respondents seeking Supreme Court Review of a disciplinary recommendation were permitted to file as a matter of right exceptions to the Review Board report, and the cases, which initially were docketed as a Miscellaneous Record, were briefed and argued on the General Docket. Due to the amendment of Rule 753 in November 1990, both respondent and the Administrator must petition for leave to file exceptions.
- (f) Other dispositions include final disposition of cases in which discretionary review was granted in prior year(s).
- (g) The Miscellaneous Record consists primarily of attorney matters, including disciplinary cases, motions to transfer to inactive status, petitions to change name on roll of attorneys, and bar-admission motions.
- (h) Cases are filed on the Miscellaneous Docket when papers tendered by pro se prisoners do not conform to Supreme Court Rules.

Table 2

**Mandatory Jurisdiction Appeals - General Docket  
Supreme Court of Illinois  
1988 - 1992**

	Total Filed	Capital		Statute Invalid		Certificates of Importance		Total Disposed	Capital		Statute Invalid		Certificates of Importance	
		Imposi- tion of death sentence	Post- Conviction	People	Civil	People	Civil		Imposi- tion of death sentence	Post- Conviction	People	Civil	People	Civil
1988	130	16	3	107	7	0	1	126	20	7	90	8	0	1
1989	29	11	6	5	4	1	2	58	26	6	23	2	0	1
1990	53	23	7	20	1	0	2	37	18	3	8	5	1	2
1991	52	16	10	21	3	0	2	27	14	6	4	1	0	2
1992	48	16	8	13	9	0	2	88	28	10	42	7	0	1

**Table 3**

**Summary of Petitions for Leave to Appeal and/or Appeal as a Matter of Right  
Under Rules 315/317 - General Docket  
Supreme Court of Illinois  
1988 - 1992**

	Total Filed	(People)	(Civil)	Total Allowed	(People)	(Civil)	Denied or Dismissed	Total Disposed	Percent Allowed (e)
1988	1426	(696)	(730)	193 (a)	(95)	(98)	1361	1554	12.4%
1989	1395	(749)	(646)	109 (b)	(43)	(66)	1237	1346	8.1%
1990	1444	(749)	(695)	125	(45)	(80)	1251	1376	9.1%
1991	1526	(817)	(709)	124 (c)	(44)	(80)	1345	1469	8.4%
1992	1561	(874)	(687)	104 (d)	(40)	(64)	1421	1549	6.9%

(a) Includes 50 petitions allowed and decided with supervisory orders.

(b) Includes 14 petitions allowed and decided with supervisory orders.

(c) Includes 4 petitions allowed and decided with supervisory orders.

(d) In addition to the 104 petitions allowed, 24 petitions were denied with supervisory orders which are not reflected in the "denied or dismissed" category.

(e) Relationship between petitions allowed and all petitions disposed, i.e., denied, dismissed, allowed.

**Table 4**

**Summary of the Call of the Docket  
Supreme Court of Illinois  
1988 - 1992**

	Cases Submitted	(People)	(Civil)
1988	167(a)	(83)	(84)
1989	145(b)	(77)	(68)
1990	135(c)	(68)	(67)
1991	155(d)	(80)	(75)
1992	127(e)	(58)	(69)

Cases submitted on briefs without oral argument:

(a) 2

(b) 2

(c) 2

(d) 2

(e) 5

**Table 5**  
**Summary of Opinions**  
**Supreme Court of Illinois**  
**1988 - 1992**

	Total Filed (a)	(People)	(Civil)	Disposing of Cases on the Merits
1988	184	(97)	(87)	220
1989	131	(77)	(54)	160
1990	156	(75)	(81)	174
1991	116	(54)	(62)	133
1992	176	(87)	(89)	212

(a) Full majority opinions; does not include dissenting or concurring opinions.

**Table 6**  
**Summary of Rehearings**  
**Supreme Court of Illinois**  
**1988 - 1992**

	Total Filed	(People)	(Civil)	Total Allowed (a)	(People)	(Civil)
1988	58	(38)	(20)	0	(0)	(0)
1989	64	(38)	(26)	1	(1)	(0)
1990	55	(26)	(29)	0	(0)	(0)
1991	51	(28)	(23)	0	(0)	(0)
1992	68	(39)	(29)	1	(0)	(1)

(a) Petitions not allowed are denied or, occasionally, dismissed or withdrawn on motion.

**Table 7**

**Attorney Disciplinary Cases  
Supreme Court of Illinois  
(Calendar Year 1992)**

<b>Discipline Imposed by Order</b>	<b>Dispositions</b>
Rule 753 proceedings on recommendation of Hearing or Review Boards of the Attorney Registration and Disciplinary Commission	26
Rule 762(a) Voluntary disbarment	23
Rule 762(b) Discipline on consent	22
Rule 763 Reciprocal discipline	1
	<b>72</b>

<b>Discipline Imposed by Opinion</b>	<b>1</b>
--------------------------------------	----------

<b>Interim Suspension orders</b>	
Rule 754	1
Rule 761	9
Rule 774	5

<b>Reinstatement to Roll of Attorneys by opinion</b>	<b>1</b>
--	----------

<b>Total Dispositions</b>	<b>89</b>
---------------------------	-----------

<b>Reinstatement</b>	<b>Censure</b>	<b>Interim Suspension</b>	<b>Probationary Suspension</b>	<b>Suspension</b>	<b>Disbarment</b>	<b>Total Dispositions</b>
1	13	15	2	27	31	89

Figure 1  
**Filings**  
1988 - 1992

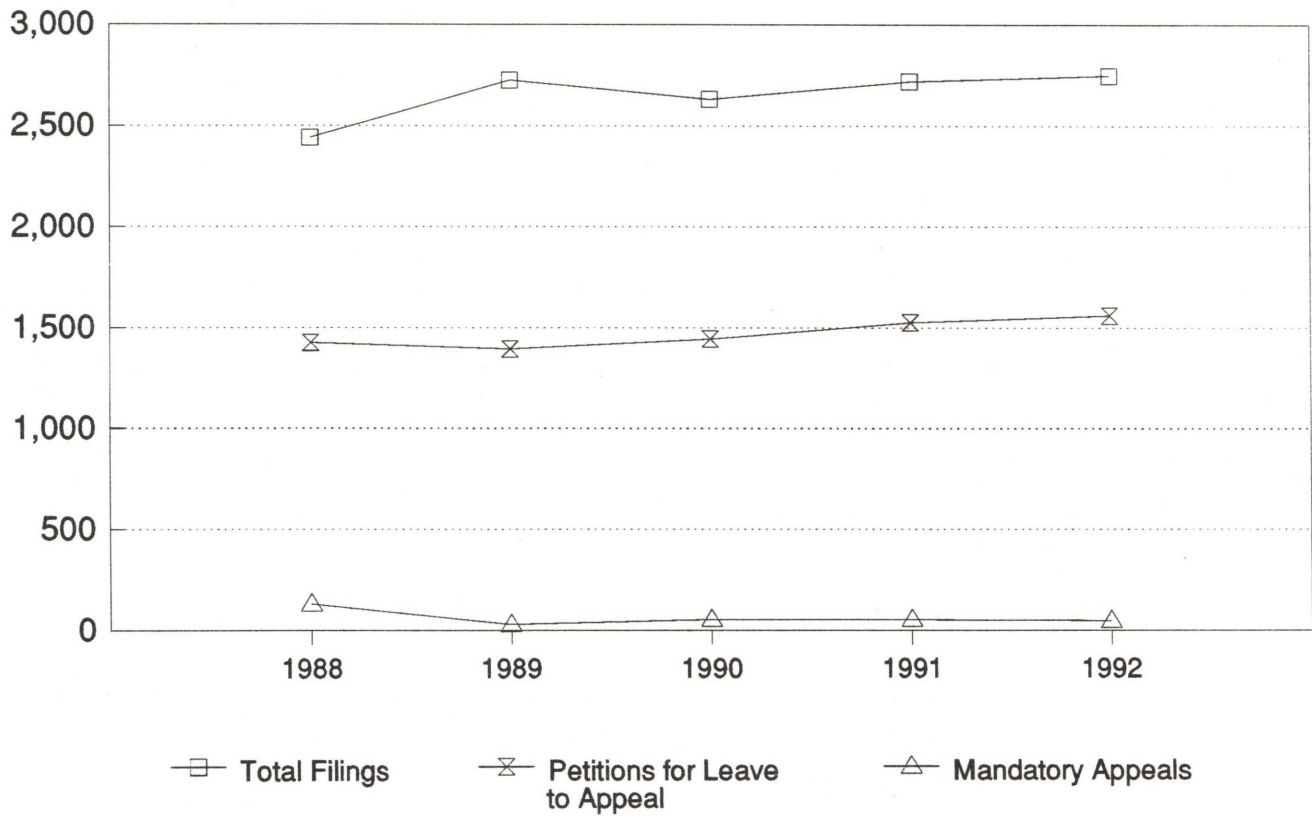
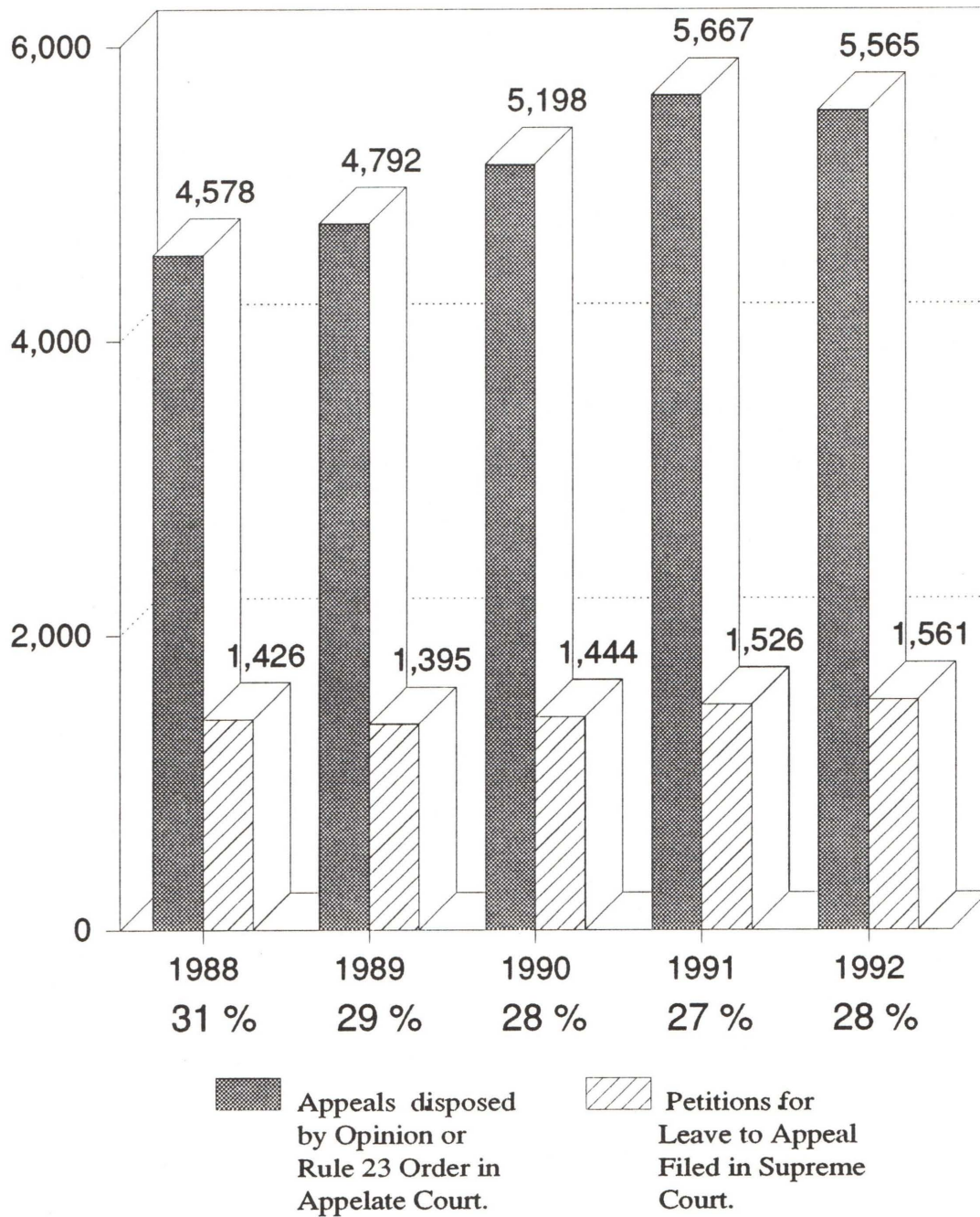


Figure 2

***Petitions for Leave to Appeal filed as a Percent of Appeals  
Decided by Appellate Court Opinion or Rule 23 Order  
1988 - 1992***



Source: Table 3 and Appellate Court Statistics.

---

**Appellate Court of Illinois  
Caseload and Statistical Records  
Calendar Year 1992**

**CASELOAD STATISTICS BY DISTRICT  
APPELLATE COURT OF ILLINOIS  
(CALENDAR YEAR 1992)**

Appellate District	Type of Case	Number of Cases Pending January 1, 1992	Number of Cases Filed During 1992	Number of Cases Reinstated	Number of Cases Disposed of	Number of Cases Disposed of By Opinion	Number of Cases Disposed of By Rule 23 Order	Number of Cases Pending December 31, 1992	Inventory Increase\ Decrease
First .....	Civil .....	1,995 (44)	2,045 (71)	43	1,829 (67)	591 (23)	317 (31)	2,254 (48)	259
	Criminal ..	3,175	2,403	126	2,260	387	1,288	3,444	269
Second .....	Civil .....	640 (15)	834 (19)	14	855 (22)	253 (7)	251 (8)	633 (12)	(7)
	Criminal ..	757	648	13	592	128	307	592	(165)
Third .....	Civil .....	359 (16)	475 (36)	3 (2)	487 (26)	210 (9)	109 (12)	350 (28)	(9)
	Criminal ..	441	508	0	476	130	207	473	32
Fourth .....	Civil .....	284 (34)	542 (45)	2	558 (36)	184 (9)	169 (20)	269 (43)	(15)
	Criminal ..	231	457	3	410	104	247	281	50
Fifth .....	Civil .....	442 (39)	549 (33)	4	499 (46)	123 (9)	142 (30)	496 (26)	54
	Criminal ..	371	295	1	318	67	193	349	(22)
TOTALS ....	Civil .....	3,720 (1148)	4,445 (2159)	66 (2)	4,228 (197)	1,361 (57)	988 (101)	4,002 (157)	282
	Criminal ..	4,975	4,311	143	4,056	816	2,242	5,139	164

( ) Industrial Commission Division Cases - Listed separately from other Civil Cases.

**CASES DISPOSED OF IN THE APPELLATE COURT  
DURING 1992**

		METHOD OF DISPOSITION															Total Cases Disposed
Appellate District	Type of Case	Affirmed		Reversed		Affirmed in Part and/or Reversed in Part		Reversed and Remanded		Modified		Vacated and/or Remanded		Dismissed		Disposed of Without Opinion Or Order*	
		By Opinion	By Order*	By Opinion	By Order*	By Opinion	By Order*	By Opinion	By Order*	By Opinion	By Order*	By Opinion	By Order*	By Opinion	By Order*		
FIRST .....	Civil .....	308 (13)	230 (22)	30 (5)	8 (3)	102 (1)	19 (1)	131 (3)	41 (1)	3	2	4 (1)	2 (3)	13	15 (1)	921 (13)	1829 (67)
	Criminal ..	270	1115	12	15	54	94	47	47	1	0	3	8	0	9	585	2260
SECOND .....	Civil .....	124 (3)	135 (6)	13 (3)	13	35 (1)	25	73	38 (1)	0	0	4	4 (1)	4	35	351 (7)	854 (22)
	Criminal ..	70	226	4	9	19	33	32	24	0	0	0	6	3	9	157	592
THIRD .....	Civil .....	126 (8)	80 (11)	16 (1)	5 (1)	26	12	41	3	0	0	1	3	0	6	168 (5)	487 (26)
	Criminal ..	73	169	8	8	23	16	21	11	0	0	4	2	1	1	139	476
FOURTH .....	Civil .....	100 (5)	130 (15)	19 (3)	8 (1)	22 (1)	11 (1)	37	13 (2)	0	0	3	2	3	6 (1)	205 (7)	559 (36)
	Criminal ..	53	192	4	3	26	31	17	12	0	0	4	7	0	2	59	410
FIFTH .....	Civil .....	50 (4)	81 (19)	13 (3)	12 (6)	26 (1)	11	29 (1)	28 (5)	0	0	2	3	3	7	234 (7)	499 (46)
	Criminal ..	38	122	5	5	11	39	10	23	0	0	3	3	0	1	58	318
TOTALS .....	Civil .....	708 (33)	656 (73)	91 (15)	46 (11)	211 (4)	78 (2)	311 (4)	123 (9)	3 0	2 0	14 (1)	14 (4)	23 0	69 (2)	1879 (39)	4228 (197)
	Criminal ..	504	1824	33	40	133	213	127	117	1	0	14	26	4	22	998	4056

( ) Industrial Commission Division Cases

\*Pursuant to Supreme Court Rule 23

**CASES DISPOSED OF WITHOUT OPINION OR ORDER  
PURSUANT TO SUPREME COURT RULE 22 DURING 1992**

		METHOD OF DISPOSITION WITHOUT OPINION OR ORDER														Total Cases Disposed of Without Opinion Or Order
Appellate District	Type of Case	DISMISSED			DISMISSED ON COURT'S MOTION			Leave to Appeal Denied (a)	Motion for Leave to File Late Notice of Appeal Denied (b)	Remanded With Direction For Further Proceeding	Dismissed in the Trial Court	Bail Order Entered	Confession of Error	Transferred to Proper Court	Other Disposi- tions	
		Motion of Appellant	Motion of Appellee	Stipulation of Parties	Failure to Comply With Rules/Orders	Lack of Jurisdiction No Final Appealable Order	Other									
FIRST .....	Civil .....	187 (6)	167 (1)	35	397 (2)	5 (1)	7	64 (1)	4	0	19 (1)	0	0	6	30 (1)	921 (13)
	Criminal ..	214	15	0	265	4	1	1	9	0	2	20	40	5	9	585
SECOND .....	Civil .....	105 (3)	37	22 (2)	137 (2)	4	4	23	0	0	17	0	0	0	2	351 (7)
	Criminal ..	55	19	0	59	5	3	1	0	0	14	0	0	1	0	157
THIRD .....	Civil .....	59 (3)	10 (1)	11 (1)	61	0	3	11	0	0	8	0	0	0	5	168 (5)
	Criminal ..	78	5	1	37	0	2	1	1	0	9	1	0	0	4	139
FOURTH .....	Civil .....	68 (2)	26	21 (3)	52 (1)	10	7 (1)	8	2	0	11	0	0	0	0	205 (7)
	Criminal ..	23	1	0	22	1	8	0	1	0	3	0	0	0	0	59
FIFTH .....	Civil .....	55 (3)	14 (1)	15 (1)	58	48 (1)	5	23	1	0	15 (1)	0	0	0	0	234 (7)
	Criminal ..	23	1	0	7	14	0	0	1	0	9	1	0	0	2	58
TOTALS .....	Civil .....	474 (17)	254 (3)	104 (7)	705 (5)	67 (2)	26 (1)	129 (1)	7 0	0 0	70 (2)	0 0	0 0	6 0	37 (1)	1879 (39)
	Criminal ..	393	41	1	390	24	14	3	12	0	37	22	40	6	15	998

( ) Industrial Commission Division Cases.

(a) Includes Denial of Permissive Interlocutory

(b) Includes Denial of Motion to File Late Record

**TIME LAPSE BETWEEN DATE OF FILING AND DATE OF DISPOSITION  
FOR ALL CASES DECIDED IN THE APPELLATE COURT  
DURING 1992**

Appellate District	Type of Case	TIME LAPSE BETWEEN FILING AND DISPOSITION						Total Cases Disposed
		Under 6 Months	6-12 Months	1 - 1-1/2 Years	1-1/2 - 2 Years	2-3 Years	Over 3 Years	
First .....	Civil .....	467 (9)	587 (38)	371 (17)	220 (3)	153	31	1829 (67)
	Criminal ..	140	570	540	358	422	230	2260
Second .....	Civil .....	305 (4)	425 (16)	81 (2)	24	6	0	841 (22)
	Criminal ..	96	110	82	199	86	10	583
Third .....	Civil .....	131 (3)	296 (18)	47 (3)	6 (1)	4 (1)	3	487 (26)
	Criminal ..	108	232	95	32	9	0	476
Fourth .....	Civil .....	198 (4)	335 (26)	22 (5)	3 (1)	0	0	558 (36)
	Criminal ..	81	317	10	0	2	0	410
Fifth .....	Civil ....	195 (5)	100 (26)	119 (13)	61 (2)	19	5	499 (46)
	Criminal ..	51	87	95	54	26	5	318
TOTALS .....	Civil .....	1296 (25)	1743 (124)	640 (40)	314 (7)	182 (1)	39 0	4214 (197)
	Criminal ..	476	1316	822	643	545	245	4047
GRAND TOTAL .....		1772 (25)	3059 (124)	1462 (40)	957 (7)	727 (1)	284 0	8261 (197)

( ) Industrial Commission Division Cases.

**TIME LAPSE BETWEEN DATES BRIEFS WERE FILED AND DATE OF DISPOSITION  
FOR ALL CASES DECIDED IN THE APPELLATE COURT  
DURING 1992**

Appellate District	Type of Case	TIME LAPSE BETWEEN FILING AND DISPOSITION						
		Under 6 Months	6-12 Months	1 - 1-1/2 Years	1-1/2 - 2 Years	2-3 Years	Over 3 Years	Total Cases Disposed
First .....	Civil .....	343 (22)	341 (29)	129 (1)	54	24	6	897 (52)
	Criminal ..	848	301	60	15	11	4	1239
Second .....	Civil .....	330 (11)	167 (6)	3	2	0	0	502 (17)
	Criminal ..	208	148	3	1	2	1	363
Third .....	Civil .....	246 (13)	69 (9)	4	0 (1)	0	0	319 (23)*
	Criminal ..	289	46	2	0	0	0	337
Fourth .....	Civil .....	346 (17)	33 (13)	1 (1)	0	0	0	380 (31)
	Criminal ..	315	14	0	0	1	0	330
Fifth .....	Civil .....	73 (18)	168 (20)	42 (2)	8	3	0	294 (40)
	Criminal ..	138	81	7	2	2	0	230
TOTALS .....	Civil .....	1338 (81)	778 (77)	179 (4)	64 (1)	27 0	6 0	2392 (163)
	Criminal ..	1798	590	72	18	16	5	2499
GRAND TOTAL .....		3136 (81)	1368 (77)	251 (4)	82 (1)	43 0	11 0	4891 (163)

( ) Industrial Commission Division Cases.

\* 3 Cases were disposed of that were not briefed.

**ABSTRACT SUMMARY OF THE NUMBER OF OPINIONS  
AND RULE 23 ORDERS WRITTEN BY JUDGES OF THE  
APPELLATE COURT DURING 1992**

Appellate District	Opinions						Rule 23 Orders
	Majority	Per Curiam	Specially Concurring	Dissenting	Supplemental	Total Opinions	
First .....	845 (23)	0	7	34 (1)	0	886 (24)	1554 (30)
Second .....	354 (7)	0	4	24 (3)	0	382 (10)	512 2 Sp Conc. 2 Dissent 1 Suppl. (8)
Third .....	285 (9)	0	5	15	0	305 (9)	285 1 Dissent (12)
Fourth .....	281 (9)	0	12	21 (2)	1	314 (11)	406 2 Sp Conc. 2 Dissent (20)
Fifth .....	181 (9)	0	6	31 (1)	0	218 (10)	319 3 Dissent 1 Suppl. (1)
<b>TOTAL .....</b>	1946 (57)	0	34	125 (7)	1	2105 (64)	3076 4 Sp Conc. 8 Dissent 2 Suppl. (71)

( ) Industrial Commission Division Cases.

---

**Circuit Courts of Illinois  
Caseload and Statistical Records  
1992**

**RATIO OF FILINGS PER JUDGE IN THE  
IN THE CIRCUIT COURTS OF ILLINOIS DURING 1992**

CIRCUIT	NUMBER OF COUNTIES	POPULATION 1990 CENSUS (OFFICIAL COUNT)	LAND AREA (SQUARE MILES)	TOTAL NUMBER OF CASES FILED DURING 1992	NUMBER OF JUDGES *			NUMBER OF CASES FILED PER JUDGE
					CIRCUIT	ASSOCIATE	TOTAL	
1st .....	9	211,591	3,237	62,928	14	7	21	2,997
2nd .....	12	204,231	4,798	36,672	15	5	20	1,834
3rd .....	2	264,229	1,111	75,516	9	10	19	3,975
4th .....	9	240,578	5,322	49,113	12	6	18	2,729
5th .....	5	186,087	2,885	39,756	10	5	15	2,650
6th .....	6	355,689	3,160	85,199	12	11	23	3,704
7th .....	6	303,962	3,482	85,489	12	10	22	3,886
8th .....	8	143,193	3,901	33,159	11	5	16	2,072
9th .....	6	178,367	3,901	38,810	9	7	16	2,426
10th .....	5	331,629	2,117	80,283	10	11	21	3,823
11th .....	5	246,207	3,854	77,258	9	8	17	4,545
12th .....	1	357,313	847	113,097	6	14	20	5,655
13th .....	3	174,938	2,448	52,544	7	6	13	4,042
14th .....	4	277,358	2,493	84,445	12	9	21	4,021
15th .....	5	167,027	3,116	44,533	8	6	14	3,181
16th .....	3	434,816	1,476	138,903	14	13	27	5,145
17th .....	2	283,719	802	100,254	8	11	19	5,277
18th .....	1	781,666	331	207,377	13	26	39	5,317
19th .....	2	699,659	1,067	254,139	13	26	39	6,516
20th .....	5	356,234	2,652	134,965	12	12	24	5,624
21st .....	2	127,042	1,800	38,857	6	3	9	4,317
Downstate Total .	101	6,325,535	54,800	1,833,297	222	211	433	4,234
Cook County ....	1	5,105,067	954	2,370,029	225	173	398	5,955
State Total .....	102	11,430,602	55,754	4,203,326	447	384	831	5,058

\*Count taken on 12/31/92. \*\* Does not include Circuit Court of Cook County - District One (City of Chicago) parking tickets, or Felony preliminary hearings as reported in the Municipal Section of Cook County Report, but does include Traffic Cases from Municipal Section of Cook County Report.

**SUMMARY REPORT ON TREND OF ALL  
CASES IN THE CIRCUIT COURT OF ILLINOIS DURING 1992**

CIRCUIT	PENDING AT START *	FILED	REINSTATED	TOTAL ADDED	DISPOSED OF	(b) ADJUST- MENT	PENDING AT END *	INVENTORY INCREASE DECREASE
1st .....	8,497	62,928	110	63,038	61,319	(34)	9,370	873
2nd .....	9,202	36,672	83	36,755	36,259	(15)	8,724	(478)
3rd .....	21,808	75,516	259	75,775	71,968	(124)	22,570	762
4th .....	7,848	49,113	9	49,122	48,543	(14)	7,709	(139)
5th .....	12,334	39,756	1	39,757	36,688	5	12,909	575
6th .....	20,805	85,199	265	85,464	86,774	3,977	26,801	5,996
7th .....	35,648	85,489	107	85,596	82,930	(746)	37,854	2,206
8th .....	6,134	33,159	82	33,241	32,627	48	6,301	167
9th .....	8,263	38,810	52	38,862	38,818	(39)	7,526	(737)
10th .....	20,958	80,283	708	80,991	82,655	569	23,140	2,182
11th .....	10,948	77,258	1,512	78,770	77,083	11	11,808	860
12th .....	15,546	113,097	1,850	114,947	132,714	(1,711)	16,035	489
13th .....	6,787	52,544	258	52,802	52,490	(36)	6,772	(15)
14th .....	14,798	84,445	45	84,490	80,149	(28)	14,719	(79)
15th .....	7,720	44,533	260	44,793	44,920	(84)	7,749	29
16th .....	18,874	138,903	2,089	140,992	132,290	(735)	19,153	279
17th .....	29,968	100,254	287	100,541	89,145	90	30,402	434
18th .....	17,151	207,377	2,957	210,334	233,966	0	17,455	304
19th .....	17,256	254,139	3,374	257,513	235,700	9	17,391	135
20th .....	21,071	134,965	16	134,981	142,629	29	16,631	(4,440)
21st .....	12,867	38,857	0	38,857	34,910	0	14,270	1,403
Downstate Total .	324,483	1,833,297	14,324	1,847,621	1,834,577	1,172	335,289	10,806
**		(a)		(c)	(a)			
Cook County ...	1,037,839	2,370,029	94,532	2,467,229	3,210,856	33,846	1,122,098	84,259
State Total .....	1,362,322	4,203,326	108,856	4,312,182	5,045,433	35,018	1,457,387	95,065

\* Includes all case categories with the exception of pending counts for Ordinance Violations, Conservation Violations and Traffic Violations for which a pending count is not maintained. \*\*Cook County Totals do not include figures from Felony preliminary hearings as reported in the Municipal Section of Cook County Report. (a)Does not include Parking cases, but does include Traffic cases as reported on Page (78) of the Cook County Report. (b) The Adjustment column does not arithmetically balance the figures shown for each circuit; it reconciles arithmetical differences in the pending caseload resulting from computer adjustments or physical inventories during 1992, except in Ordinance, Traffic and Conservation Violations, for which a pending count is not maintained. (c) Includes 2668 transferred cases.

# STATISTICAL REPORT ON IN THE CIRCUIT COURT OF

Circuit	County		Law Over \$15,000		Law \$15,000 or Less		Chan- cery	Miscell- aneous Remedy	Eminent Domain	Tax	Municip. Corp.	Mental Health	Dissolu- tion of Marriage
			Jury	Non- Jury	Jury	Non- Jury							
1st.....	Alexander.....	Pending at Start	4	42	1	36	19	74	11	54	2	0	40
		Filed	0	22	0	85	10	63	0	27	0	0	93
		Reinstated	0	0	0	0	0	0	0	0	0	0	0
		Transferred	0	0	0	0	0	0	0	0	0	0	0
		Net Added	0	22	0	85	10	63	0	27	0	0	93
		Disposed Of	0	20	0	78	8	43	1	32	0	0	95
		Adjustment	0	0	0	0	0	0	0	0	0	0	0
		Pending at End	4	44	1	43	21	94	10	49	2	0	38
		Inventory (+ or -)	0	2	0	7	2	20	-1	-5	0	0	-2
		% Pending More Than 12 Months	50%	61%	100%	40%	57%	47%	100%	45%	100%	0%	16%
1st.....	Jackson	Pending at Start	142	91	5	83	47	38	2	12	0	1	107
		Filed	115	76	8	370	48	66	2	51	0	0	340
		Reinstated	1	2	1	2	1	0	0	1	0	0	5
		Transferred	16	-16	0	0	0	0	0	0	0	0	0
		Net Added	132	62	9	372	49	66	2	52	0	0	345
		Disposed Of	115	76	4	321	55	62	1	58	0	0	327
		Adjustment	2	-2	0	0	0	0	0	0	0	0	0
		Pending at End	161	75	10	134	41	42	3	6	0	1	125
		Inventory (+ or -)	19	-16	5	51	-6	4	1	-6	0	0	18
		% Pending More Than 12 Months	40%	31%	30%	16%	32%	38%	33%	67%	0%	100%	10%
1st.....	Johnson	Pending at Start	8	5	3	5	10	10	6	3	0	0	22
		Filed	14	13	3	26	16	73	0	4	0	0	76
		Reinstated	0	0	0	0	0	0	0	0	0	0	0
		Transferred	0	0	0	0	0	0	0	0	0	0	0
		Net Added	14	13	3	26	16	73	0	4	0	0	76
		Disposed Of	5	9	4	19	10	65	0	5	0	0	69
		Adjustment	0	0	0	0	0	0	0	0	0	0	0
		Pending at End	17	9	2	12	16	18	6	2	0	0	29
		Inventory (+ or -)	9	4	-1	7	6	8	0	-1	0	0	7
		% Pending More Than 12 Months	24%	11%	0%	8%	31%	0%	100%	0%	0%	0%	21%
1st.....	Massac	Pending at Start	21	3	4	8	9	15	0	15	0	0	27
		Filed	21	6	1	32	10	29	0	6	0	0	151
		Reinstated	1	0	0	0	0	0	0	0	0	0	0
		Transferred	1	-2	-2	3	0	0	0	0	0	0	0
		Net Added	23	4	-1	35	10	29	0	6	0	0	151
		Disposed Of	17	7	2	25	6	26	0	2	0	0	149
		Adjustment	0	0	0	0	0	0	0	0	0	0	0
		Pending at End	27	0	1	18	13	18	0	19	0	0	29
		Inventory (+ or -)	6	-3	-3	10	4	3	0	4	0	0	2
		% Pending More Than 12 Months	33%	0%	0%	11%	46%	61%	0%	74%	0%	0%	10%
1st.....	Pope	Pending at Start	7	3	0	0	8	13	3	12	1	0	13
		Filed	9	2	0	5	3	15	0	6	0	0	33
		Reinstated	0	0	0	0	0	0	0	0	0	0	0
		Transferred	0	0	0	0	0	0	0	0	0	0	0
		Net Added	9	2	0	5	3	15	0	6	0	0	33
		Disposed Of	3	0	0	2	5	17	3	2	0	0	42
		Adjustment	0	-5	1	15	7	7	0	3	-1	0	25
		Pending at End	13	0	1	18	13	18	0	19	0	0	29
		Inventory (+ or -)	6	-3	1	18	5	5	-3	7	-1	0	16
		% Pending More Than 12 Months	36%	100%	0%	0%	67%	69%	0%	75%	0%	0%	89%
1st.....	Pulaski	Pending at Start	4	11	2	8	14	8	1	14	0	0	22
		Filed	11	8	0	19	5	29	1	19	0	0	45
		Reinstated	0	2	0	0	0	0	0	0	0	0	0
		Transferred	3	-3	0	0	0	0	0	0	0	0	0
		Net Added	14	7	0	19	5	29	1	19	0	0	45
		Disposed Of	6	7	0	14	5	21	2	19	0	0	42
		Adjustment	0	0	0	0	0	0	0	0	0	0	0
		Pending at End	12	11	2	13	14	16	0	14	0	0	25
		Inventory (+ or -)	8	0	0	5	0	8	-1	0	0	0	3
		% Pending More Than 12 Months	17%	36%	100%	38%	86%	38%	0%	7%	0%	0%	36%

# TREND OF ALL CASES ILLINOIS DURING 1992

Family	Juvenile	Probate	Felony	Misde- meanor	Small Claims	Ordin- ance Viola- tions	Traffic Violations	Conser- vation Viola- tions	TOTAL		County	Circuit
85	31	63	70	72	3	-	-	-	607	Pending at Start	Alexander	.....1st
140	40	38	200	139	83	14	2250	94	3,298	Filed		
0	0	0	0	0	0	0	0	0	0	Reinstated		
0	0	0	0	0	0	-	-	-	0	Transferred		
140	40	38	200	139	83	14	2250	94	3,298	Net Added		
107	39	26	189	160	71	12	2601	96	3,578	Disposed Of		
0	0	0	0	0	0	-	-	-	0	Adjustment		
118	32	75	81	51	15	-	-	-	678	Pending at End		
33	1	12	11	-21	12	-	-	-	71	Inventory (+ or -)		
55%	25%	52%	6%	22%	27%	-	-	-	41%	% Pending More Than 12 Months		
136	26	436	371	363	221	-	-	-	2,081	Pending at Start	Jackson	.....1st
280	103	139	745	1126	912	1680	9384	277	15,722	Filed		
1	0	1	11	8	3	4	32	0	73	Reinstated		
0	0	0	0	0	0	-	-	-	0	Transferred		
281	103	140	756	1134	915	1684	9416	277	15,795	Net Added		
318	89	189	785	1074	844	1641	9387	296	15,642	Disposed Of		
0	0	0	0	0	0	-	-	-	0	Adjustment		
99	40	387	342	423	292	-	-	-	2,181	Pending at End		
-37	14	-49	-29	60	71	-	-	-	100	Inventory (+ or -)		
26%	13%	67%	6%	5%	25%	-	-	-	26%	% Pending More Than 12 Months		
10	26	60	41	33	23	-	-	-	265	Pending at Start	Johnson	.....1st
24	49	26	94	196	78	1	2972	71	3,736	Filed		
0	0	0	7	9	0	0	0	0	16	Reinstated		
0	0	0	-19	19	0	-	-	-	0	Transferred		
24	49	26	82	224	78	1	2972	71	3,752	Net Added		
25	44	18	89	229	84	2	2738	92	3,507	Disposed Of		
0	0	0	0	0	-17	-	-	-	(17)	Adjustment		
9	31	68	34	28	0	-	-	-	281	Pending at End		
-1	5	8	-7	-5	-23	-	-	-	16	Inventory (+ or -)		
33%	13%	68%	9%	7%	53%	-	-	-	30%	% Pending More Than 12 Months		
7	18	106	30	58	20	-	-	-	341	Pending at Start	Massac	.....1st
99	46	35	72	225	151	54	3400	46	4,384	Filed		
0	0	0	2	14	0	0	0	0	17	Reinstated		
0	0	0	0	0	0	-	-	-	0	Transferred		
99	46	35	74	239	151	54	3400	46	4,401	Net Added		
86	44	30	81	263	155	58	3417	49	4,417	Disposed Of		
0	0	0	0	0	0	-	-	-	0	Adjustment		
20	20	111	23	34	16	-	-	-	349	Pending at End		
13	2	5	-7	-24	-4	-	-	-	8	Inventory (+ or -)		
5%	20%	70%	17%	9%	25%	-	-	-	40%	% Pending More Than 12 Months		
0	0	55	21	19	15	-	-	-	170	Pending at Start	Pope	.....1st
14	7	10	64	44	34	1	486	37	770	Filed		
0	0	0	0	0	0	0	0	0	0	Reinstated		
0	0	0	0	0	0	-	-	-	0	Transferred		
14	7	10	64	44	34	1	486	37	770	Net Added		
11	13	6	63	47	38	1	447	97	797	Disposed Of		
17	26	52	1	18	5	-	-	-	171	Adjustment		
20	20	111	23	34	16	-	-	-	335	Pending at End		
20	20	56	2	15	1	-	-	-	165	Inventory (+ or -)		
61%	33%	77%	45%	45%	43%	-	-	-	63%	% Pending More Than 12 Months		
20	14	110	55	62	23	-	-	-	368	Pending at Start	Pulaski	.....1st
60	33	19	100	154	70	8	9558	50	10,189	Filed		
0	0	0	0	0	0	0	0	0	2	Reinstated		
0	0	0	-12	12	0	-	-	-	0	Transferred		
60	33	19	88	166	70	8	9558	50	10,191	Net Added		
39	28	16	81	153	56	5	8935	63	9,492	Disposed Of		
0	0	0	0	0	0	-	-	-	0	Adjustment		
41	19	113	62	75	37	-	-	-	454	Pending at End		
21	5	3	7	13	14	-	-	-	86	Inventory (+ or -)		
39%	47%	85%	34%	36%	54%	-	-	-	51%	% Pending More Than 12 Months		

# STATISTICAL REPORT ON IN THE CIRCUIT COURT OF

Circuit	County		Law Over \$15,000		Law \$15,000 or Less		Chan- cery	Miscell- aneous Remedy	Eminent Domain	Tax	Municip. Corp.	Mental Health	Dissolu- tion of Marriage
			Jury	Non- Jury	Jury	Non- Jury							
1st.....	Saline	Pending at Start	51	92	3	84	60	63	4	35	1	2	81
		Filed	23	52	2	141	42	155	0	19	1	3	243
		Reinstated	0	1	0	0	0	0	0	0	0	0	0
		Transferred	0	0	0	0	0	0	0	0	0	0	0
		Net Added	23	53	2	141	42	155	0	19	1	3	243
		Disposed Of	14	26	2	114	30	135	2	49	1	5	243
		Adjustment	1	-1	0	0	0	0	0	0	0	0	0
		Pending at End	61	118	3	111	72	83	2	5	1	0	81
		Inventory (+ or -)	10	26	0	27	12	20	-2	-30	0	-2	0
		% Pending More Than 12 Months	79%	79%	100%	72%	69%	32%	67%	36%	100%	0%	52%
		Pending at Start	49	23	1	46	34	35	0	22	1	16	62
		Filed	25	18	0	53	16	61	1	13	0	297	160
1st.....	Union	Reinstated	0	0	0	0	0	0	0	0	0	0	0
		Transferred	1	-1	0	0	0	0	0	0	0	0	0
		Net Added	26	17	0	53	16	61	1	13	0	297	160
		Disposed Of	26	9	1	59	16	43	1	24	1	284	170
		Adjustment	-2	-15	0	1	-3	2	0	-3	0	0	-1
		Pending at End	47	16	0	41	31	55	0	8	0	29	51
		Inventory (+ or -)	-2	-7	-1	-5	-3	20	0	-14	-1	13	-11
		% Pending More Than 12 Months	40%	31%	0%	34%	77%	60%	0%	75%	0%	10%	8%
		Pending at Start	204	114	4	90	79	71	4	4	0	0	206
		Filed	125	136	4	288	77	106	1	25	0	0	463
		Reinstated	0	0	0	0	0	0	0	0	0	0	0
		Transferred	0	0	0	0	0	0	0	0	0	0	0
1st.....	Williamson	Net Added	125	136	4	288	77	106	1	25	0	0	463
		Disposed Of	136	115	2	215	58	85	1	21	0	0	453
		Adjustment	0	0	0	0	0	0	0	0	0	0	0
		Pending at End	193	135	6	163	98	92	4	8	0	0	216
		Inventory (+ or -)	-11	21	2	73	19	21	0	4	0	0	10
		% Pending More Than 12 Months	47%	29%	50%	23%	47%	45%	75%	0%	0%	0%	31%
		Pending at Start	490	384	23	360	280	327	31	171	5	19	580
		Filed	343	333	18	1019	227	597	5	170	1	300	1604
		Reinstated	2	5	1	2	1	0	0	1	0	0	5
		Transferred	21	-22	-2	3	0	0	0	0	0	0	0
		Net Added	366	316	17	1024	228	597	5	171	1	300	1609
		Disposed Of	322	269	15	847	193	497	11	212	2	289	1590
1st.....	Circuit Total	Adjustment	1	-18	0	1	-3	2	0	-3	0	0	-1
		Pending at End	535	413	25	538	312	429	25	127	4	30	598
		Inventory (+ or -)	45	29	2	178	32	102	-6	-44	-1	11	18
		% Pending More Than 12 Months	45%	47%	43%	33%	55%	43%	85%	45%	100%	13%	28%
		Pending at Start	22	23	3	70	89	28	1	2	0	0	75
		Filed	12	21	0	77	19	30	0	3	0	0	154
		Reinstated	0	0	0	0	0	0	0	0	0	0	0
		Transferred	0	0	0	0	0	0	0	0	0	0	0
		Net Added	12	21	0	77	19	30	0	3	0	0	154
		Disposed Of	13	13	0	54	26	16	0	3	0	0	156
		Adjustment	0	-1	0	2	-1	0	0	0	0	0	-3
		Pending at End	21	30	3	95	81	42	1	2	0	0	70
2nd.....	Crawford	Inventory (+ or -)	-1	7	0	25	-8	14	0	0	0	0	-5
		% Pending More Than 12 Months	57%	57%	100%	62%	86%	62%	100%	100%	0%	0%	56%
		Pending at Start	0	24	0	7	20	15	0	24	0	1	24
		Filed	0	10	0	12	13	3	0	7	0	0	48
		Reinstated	0	0	0	0	0	0	0	0	0	0	0
		Transferred	0	0	0	0	0	0	0	0	0	0	0
		Net Added	0	10	0	12	13	3	0	7	0	0	48
		Disposed Of	0	11	0	8	11	5	0	12	0	0	51
		Adjustment	0	0	0	0	0	0	0	0	0	0	0
		Pending at End	0	23	0	11	22	13	0	19	0	1	21
		Inventory (+ or -)	0	-1	0	4	2	-2	0	-5	0	0	-3
		% Pending More Than 12 Months	0%	70%	0%	55%	64%	92%	0%	95%	0%	100%	43%
2nd.....	Edwards	Pending at Start	0	24	0	7	20	15	0	24	0	1	24
		Filed	0	10	0	12	13	3	0	7	0	0	48
		Reinstated	0	0	0	0	0	0	0	0	0	0	0
		Transferred	0	0	0	0	0	0	0	0	0	0	0
		Net Added	0	10	0	12	13	3	0	7	0	0	48
		Disposed Of	0	11	0	8	11	5	0	12	0	0	51
		Adjustment	0	0	0	0	0	0	0	0	0	0	0
		Pending at End	0	23	0	11	22	13	0	19	0	1	21
		Inventory (+ or -)	0	-1	0	4	2	-2	0	-5	0	0	-3
		% Pending More Than 12 Months	0%	70%	0%	55%	64%	92%	0%	95%	0%	100%	43%

# **TREND OF ALL CASES ILLINOIS DURING 1992**

Family	Juvenile	Probate	Felony	Misde- meanor	Small Claims	Ordin- ance Viola- tions	Traffic Violations	Conser- vation Viola- tions	TOTAL		County	Circuit
21	91	216	149	84	222	-	-	-	1,259	Pending at Start	Saline	.....1st
85	94	97	265	145	477	830	4005	26	6,705	Filed		
0	0	0	0	0	0	0	0	0	1	Reinstated		
0	0	0	0	0	0	-	-	-	0	Transferred		
85	94	97	265	145	477	830	4005	26	6,706	Net Added		
79	76	134	247	102	531	745	3610	21	6,166	Disposed Of		
0	0	0	0	0	0	-	-	-	0	Adjustment		
27	109	179	167	127	168	-	-	-	1,314	Pending at End		
6	18	-37	18	43	-54	-	-	-	55	Inventory (+ or -)		
28%	74%	66%	77%	54%	73%	-	-	-	66%	% Pending More Than 12 Months		
54	100	397	78	216	84	-	-	-	1,218	Pending at Start	Union	.....1st
109	66	65	212	362	175	13	3382	192	5,220	Filed		
0	0	0	1	0	0	0	0	0	1	Reinstated		
0	0	0	-50	50	0	-	-	-	0	Transferred		
109	66	65	163	412	175	13	3382	192	5,221	Net Added		
92	58	50	83	339	221	10	3113	193	4,793	Disposed Of		
5	7	-16	5	-20	6	-	-	-	(34)	Adjustment		
76	115	396	163	269	44	-	-	-	1,341	Pending at End		
22	15	-1	85	53	-40	-	-	-	123	Inventory (+ or -)		
36%	70%	87%	27%	40%	9%	-	-	-	53%	% Pending More Than 12 Months		
98	40	424	257	414	151	-	-	-	2,160	Pending at Start	Williamson	.....1st
326	99	144	501	1038	744	327	8328	172	12,904	Filed		
0	0	0	0	0	0	0	0	0	0	Reinstated		
0	0	0	0	0	0	-	-	-	0	Transferred		
326	99	144	501	1038	744	327	8328	172	12,904	Net Added		
337	70	118	402	994	667	349	8720	184	12,927	Disposed Of		
0	0	0	0	0	0	-	-	-	0	Adjustment		
87	69	450	356	458	228	-	-	-	2,563	Pending at End		
-11	29	26	99	44	77	-	-	-	403	Inventory (+ or -)		
24%	9%	71%	19%	15%	21%	-	-	-	32%	% Pending More Than 12 Months		
444	355	1867	1078	1321	762	-	-	-	8,497	Pending at Start	Circuit Total	.....1st
1137	537	573	2253	3429	2724	2928	43765	965	62,928	Filed		
1	0	1	21	31	3	4	32	0	110	Reinstated		
0	0	0	-81	81	0	-	-	-	0	Transferred		
1138	537	574	2193	3541	2727	2932	43797	965	63,038	Net Added		
1094	461	587	2020	3361	2667	2823	42968	1091	61,319	Disposed Of		
5	7	-16	5	-20	6	-	-	-	(34)	Adjustment		
493	438	1838	1256	1481	828	-	-	-	9,370	Pending at End		
49	83	-29	178	160	66	-	-	-	873	Inventory (+ or -)		
36%	46%	73%	25%	20%	32%	-	-	-	41%	% Pending More Than 12 Months		
52	17	348	27	32	347	-	-	-	1,136	Pending at Start	Crawford	.....2nd
112	35	86	91	177	352	143	1789	15	3,116	Filed		
0	0	0	0	0	0	0	0	0	0	Reinstated		
0	0	0	0	0	0	-	-	-	0	Transferred		
112	35	86	91	177	352	143	1789	15	3,116	Net Added		
111	40	101	87	175	542	122	1626	15	3,100	Disposed Of		
-2	5	3	0	3	-9	-	-	-	(3)	Adjustment		
51	17	336	31	37	148	-	-	-	965	Pending at End		
-1	0	-12	4	5	-199	-	-	-	(171)	Inventory (+ or -)		
55%	41%	80%	13%	32%	55%	-	-	-	65%	% Pending More Than 12 Months		
23	3	85	16	45	34	-	-	-	321	Pending at Start	Edwards	.....2nd
16	8	28	21	58	48	3	633	11	919	Filed		
0	0	0	0	0	0	0	0	0	0	Reinstated		
0	0	0	-5	5	0	-	-	-	0	Transferred		
16	8	28	16	63	48	3	633	11	919	Net Added		
11	7	29	14	54	44	1	547	12	817	Disposed Of		
0	0	0	0	0	0	-	-	-	0	Adjustment		
28	4	84	18	54	38	-	-	-	336	Pending at End		
5	1	-1	2	9	4	-	-	-	15	Inventory (+ or -)		
64%	50%	70%	39%	63%	68%	-	-	-	66%	% Pending More Than 12 Months		

# STATISTICAL REPORT ON IN THE CIRCUIT COURT OF

Circuit	County		Law Over \$15,000		Law \$15,000 or Less		Chan- cery	Miscell- aneous Remedy	Eminent Domain	Tax	Municip. Corp.	Mental Health	Dissolu- tion of Marriage
			Jury	Non- Jury	Jury	Non- Jury							
2nd.....	Franklin	Pending at Start	125	44	0	103	55	36	1	3	5	2	101
		Filed	79	35	1	140	57	42	1	11	7	2	395
		Reinstated	0	0	0	0	0	0	0	0	0	0	0
		Transferred	0	0	0	0	0	0	0	0	0	0	0
		Net Added	79	35	1	140	57	42	1	11	7	2	395
		Disposed Of	77	38	1	155	56	37	2	0	6	0	378
		Adjustment	0	0	0	0	0	0	0	0	0	0	0
		Pending at End	127	41	0	88	56	41	0	14	6	4	118
		Inventory (+ or -)	2	-3	0	-15	1	5	-1	11	1	2	17
		% Pending More Than 12 Months	54%	39%	0%	18%	43%	39%	0%	21%	33%	50%	19%
		Pending at Start	11	14	4	43	30	17	0	19	0	0	23
		Filed	8	2	2	12	6	59	0	1	0	0	35
2nd.....	Gallatin	Reinstated	0	0	0	0	0	0	0	0	0	0	0
		Transferred	0	0	0	0	0	0	0	0	0	0	0
		Net Added	8	2	2	12	6	59	0	1	0	0	35
		Disposed Of	4	1	0	9	7	58	0	3	0	0	29
		Adjustment	0	0	0	0	0	0	0	0	0	0	0
		Pending at End	15	15	6	46	29	18	0	17	0	0	29
		Inventory (+ or -)	4	1	2	3	-1	1	0	-2	0	0	6
		% Pending More Than 12 Months	60%	87%	67%	91%	83%	28%	0%	94%	0%	0%	59%
		Pending at Start	14	11	0	24	17	4	1	30	0	0	14
		Filed	2	1	0	29	12	7	0	23	0	0	62
		Reinstated	0	0	0	0	0	0	0	0	0	0	0
		Transferred	0	0	0	0	0	0	0	0	0	0	0
2nd.....	Hamilton	Net Added	2	1	0	29	12	7	0	23	0	0	62
		Disposed Of	4	3	0	23	12	5	1	23	0	0	57
		Adjustment	0	0	0	0	0	0	0	0	0	0	0
		Pending at End	12	9	0	30	17	6	0	30	0	0	19
		Inventory (+ or -)	-2	-2	0	6	0	2	-1	0	0	0	5
		% Pending More Than 12 Months	92%	88%	0%	47%	53%	50%	0%	23%	0%	0%	16%
		Pending at Start	10	7	0	12	8	8	1	7	0	0	13
		Filed	4	4	1	23	0	6	0	9	0	0	37
		Reinstated	0	0	0	0	0	0	0	0	0	0	0
		Transferred	0	0	0	0	0	0	0	0	0	0	0
		Net Added	4	4	1	23	0	6	0	9	0	0	37
		Disposed Of	4	3	0	26	4	3	1	2	0	0	35
2nd.....	Hardin	Adjustment	0	0	0	0	0	0	0	0	0	0	0
		Pending at End	10	8	1	9	4	11	0	14	0	0	15
		Inventory (+ or -)	0	1	1	-3	-4	3	-1	7	0	0	2
		% Pending More Than 12 Months	69%	69%	0%	74%	78%	59%	100%	50%	0%	0%	59%
		Pending at Start	105	78	3	142	63	54	3	3	0	1	102
		Filed	58	48	1	177	52	95	1	1	0	0	284
		Reinstated	0	0	0	0	0	0	0	0	0	0	0
		Transferred	0	0	0	0	0	0	0	0	0	0	0
		Net Added	58	48	1	177	52	95	1	1	0	0	284
		Disposed Of	60	41	3	166	23	81	0	5	0	1	247
		Adjustment	0	0	0	0	0	0	0	5	0	0	0
		Pending at End	103	85	1	153	92	68	4	4	0	0	139
2nd.....	Jefferson	Inventory (+ or -)	-2	7	-2	11	29	14	1	1	0	-1	37
		% Pending More Than 12 Months	53%	60%	100%	45%	49%	46%	75%	75%	0%	0%	47%
		Pending at Start	38	32	0	76	65	85	0	26	0	0	47
		Filed	16	9	0	43	15	31	0	9	0	3	121
		Reinstated	0	0	0	0	0	0	0	0	0	0	0
		Transferred	0	0	1	-1	0	0	0	0	0	0	0
		Net Added	16	9	1	42	15	31	0	9	0	3	121
		Disposed Of	16	30	1	72	56	57	0	28	0	3	110
		Adjustment	0	0	0	0	0	0	0	0	0	0	0
		Pending at End	38	11	0	46	24	59	0	7	0	0	58
		Inventory (+ or -)	0	-21	0	-30	-41	-26	0	-19	0	0	11
		% Pending More Than 12 Months	71%	64%	0%	50%	58%	78%	0%	57%	0%	0%	29%
2nd.....	Lawrence	Pending at Start	38	32	0	76	65	85	0	26	0	0	47
		Filed	16	9	0	43	15	31	0	9	0	3	121
		Reinstated	0	0	0	0	0	0	0	0	0	0	0
		Transferred	0	0	1	-1	0	0	0	0	0	0	0
		Net Added	16	9	1	42	15	31	0	9	0	3	121
		Disposed Of	16	30	1	72	56	57	0	28	0	3	110
		Adjustment	0	0	0	0	0	0	0	0	0	0	0
		Pending at End	38	11	0	46	24	59	0	7	0	0	58
		Inventory (+ or -)	0	-21	0	-30	-41	-26	0	-19	0	0	11
		% Pending More Than 12 Months	71%	64%	0%	50%	58%	78%	0%	57%	0%	0%	29%

# **TREND OF ALL CASES ILLINOIS DURING 1992**

Family	Juvenile	Probate	Felony	Misde- meanor	Small Claims	Ordin- ance Viola- tions	Traffic Violations	Conser- vation Viola- tions	TOTAL		County	Circuit
179	28	627	137	124	144	-	-	-	1,714	Pending at Start	Franklin	.....2nd
252	44	145	190	203	359	23	3915	145	6,046	Filed		
0	0	0	0	0	0	0	0	0	0	Reinstated		
0	0	0	0	0	0	-	-	-	0	Transferred		
252	44	145	190	203	359	23	3915	145	6,046	Net Added		
341	51	216	242	248	367	26	4633	107	6,981	Disposed Of		
0	0	0	0	0	0	-	-	-	0	Adjustment		
90	21	556	85	79	136	-	-	-	1,462	Pending at End		
-89	-7	-71	-52	-45	-8	-	-	-	(252)	Inventory (+ or -)		
22%	0%	74%	25%	22%	7%	-	-	-	44%	% Pending More Than 12 Months		
24	54	120	37	67	52	-	-	-	515	Pending at Start	Gallatin	.....2nd
28	13	49	63	150	41	57	781	17	1,324	Filed		
0	0	0	1	0	0	0	0	0	1	Reinstated		
0	0	0	-25	25	0	-	-	-	0	Transferred		
28	13	49	39	175	41	57	781	17	1,325	Net Added		
19	53	19	49	189	82	71	789	27	1,409	Disposed Of		
0	0	0	5	-16	0	-	-	-	(11)	Adjustment		
33	14	150	32	37	11	-	-	-	452	Pending at End		
9	-40	30	-5	-30	-41	-	-	-	(63)	Inventory (+ or -)		
58%	36%	67%	16%	19%	9%	-	-	-	59%	% Pending More Than 12 Months		
7	3	51	18	55	30	-	-	-	279	Pending at Start	Hamilton	.....2nd
35	18	41	28	78	56	0	642	16	1,050	Filed		
0	0	0	0	0	0	0	0	0	0	Reinstated		
0	0	0	0	0	0	-	-	-	0	Transferred		
35	18	41	28	78	56	0	642	16	1,050	Net Added		
27	16	47	35	91	61	0	516	14	935	Disposed Of		
0	0	0	0	0	0	-	-	-	0	Adjustment		
15	5	45	11	42	25	-	-	-	266	Pending at End		
8	2	-6	-7	-13	-5	-	-	-	(13)	Inventory (+ or -)		
20%	20%	38%	9%	36%	56%	-	-	-	40%	% Pending More Than 12 Months		
17	9	43	21	22	18	-	-	-	196	Pending at Start	Hardin	.....2nd
10	3	13	25	45	38	21	421	10	670	Filed		
0	0	0	0	0	0	0	0	0	0	Reinstated		
0	0	0	0	0	0	-	-	-	0	Transferred		
10	3	13	25	45	38	21	421	10	670	Net Added		
17	0	4	30	42	34	18	354	7	584	Disposed Of		
0	0	0	0	0	0	-	-	-	0	Adjustment		
10	12	52	16	25	22	-	-	-	209	Pending at End		
-7	3	9	-5	3	4	-	-	-	13	Inventory (+ or -)		
75%	69%	71%	50%	63%	59%	-	-	-	66%	% Pending More Than 12 Months		
61	96	340	182	217	219	-	-	-	1,669	Pending at Start	Jefferson	.....2nd
173	70	83	167	339	390	140	4103	167	6,349	Filed		
0	0	0	0	0	0	0	0	0	0	Reinstated		
0	0	0	0	0	0	-	-	-	0	Transferred		
173	70	83	167	339	390	140	4103	167	6,349	Net Added		
141	66	195	208	338	393	119	3762	136	5,985	Disposed Of		
0	0	0	0	0	0	-	-	-	5	Adjustment		
93	100	228	141	218	216	-	-	-	1,645	Pending at End		
32	4	-112	-41	1	-3	-	-	-	(24)	Inventory (+ or -)		
16%	59%	69%	40%	40%	39%	-	-	-	48%	% Pending More Than 12 Months		
12	10	191	37	129	41	-	-	-	789	Pending at Start	Lawrence	.....2nd
96	21	81	109	333	150	35	1586	27	2,685	Filed		
0	0	0	1	0	0	0	0	0	1	Reinstated		
0	0	0	-15	15	0	-	-	-	0	Transferred		
96	21	81	95	348	150	35	1586	27	2,686	Net Added		
84	19	57	66	396	145	35	1548	30	2,753	Disposed Of		
0	0	0	0	0	0	-	-	-	0	Adjustment		
24	12	215	66	81	46	-	-	-	687	Pending at End		
12	2	24	29	-48	5	-	-	-	(102)	Inventory (+ or -)		
25%	17%	73%	18%	1%	9%	-	-	-	46%	% Pending More Than 12 Months		

# STATISTICAL REPORT ON IN THE CIRCUIT COURT OF

Circuit	County		Law Over \$15,000		Law \$15,000 or Less		Chan- cery	Miscell- aneous Remedy	Eminent Domain	Tax	Municip. Corp.	Mental Health	Dissolu- tion of Marriage
			Jury	Non- Jury	Jury	Non- Jury							
2nd.....	Richland	Pending at Start	30	25	6	48	36	34	0	10	3	0	42
		Filed	20	13	1	80	17	22	0	8	0	10	132
		Reinstated	0	0	0	0	0	0	0	0	0	0	0
		Transferred	1	-1	0	0	0	0	0	0	0	0	0
		Net Added	21	12	1	80	17	22	0	8	0	10	132
		Disposed Of	16	7	2	79	11	18	0	15	0	7	121
		Adjustment	0	0	0	0	0	0	0	0	0	0	0
		Pending at End	35	30	5	49	42	38	0	3	3	3	53
		Inventory (+ or -)	5	5	-1	1	6	4	0	-7	0	3	11
		% Pending More Than 12 Months	49%	70%	80%	51%	69%	74%	0%	0%	100%	0%	34%
2nd.....	Wabash	Pending at Start	8	16	1	20	37	9	2	9	0	2	27
		Filed	6	9	0	30	22	10	0	2	0	0	97
		Reinstated	0	1	0	2	3	0	0	0	0	0	54
		Transferred	0	0	0	0	0	0	0	0	0	0	0
		Net Added	6	10	0	32	25	10	0	2	0	0	151
		Disposed Of	4	7	0	43	44	11	2	3	0	0	121
		Adjustment	0	0	0	0	0	0	0	0	0	0	0
		Pending at End	10	19	1	9	18	8	0	8	0	2	57
		Inventory (+ or -)	2	3	0	-11	-19	-1	-2	-1	0	0	30
		% Pending More Than 12 Months	67%	80%	100%	33%	44%	63%	0%	88%	0%	50%	58%
2nd.....	Wayne	Pending at Start	20	76	2	117	98	9	0	10	1	1	59
		Filed	11	11	1	34	13	25	0	11	0	0	86
		Reinstated	0	0	0	0	0	0	0	0	0	0	0
		Transferred	0	0	0	0	0	0	0	0	0	0	0
		Net Added	11	11	1	34	13	25	0	11	0	0	86
		Disposed Of	10	10	0	30	8	20	0	1	0	0	89
		Adjustment	0	0	0	0	0	0	0	0	0	0	0
		Pending at End	21	77	3	121	103	14	0	20	1	1	56
		Inventory (+ or -)	1	1	1	4	5	5	0	10	0	0	-3
		% Pending More Than 12 Months	52%	91%	100%	89%	89%	43%	0%	70%	100%	100%	54%
2nd.....	White	Pending at Start	36	19	0	29	33	4	1	10	3	0	34
		Filed	8	16	1	26	25	20	3	30	2	0	105
		Reinstated	0	0	0	0	0	0	0	0	0	0	0
		Transferred	0	0	0	0	0	0	0	0	0	0	0
		Net Added	8	16	1	26	25	20	3	30	2	0	105
		Disposed Of	25	14	0	33	35	17	1	33	1	0	115
		Adjustment	0	0	0	0	0	0	0	0	0	0	0
		Pending at End	19	21	1	22	23	7	3	7	4	0	24
		Inventory (+ or -)	-17	2	1	-7	-10	3	2	-3	1	0	-10
		% Pending More Than 12 Months	63%	33%	0%	36%	43%	0%	0%	71%	75%	0%	13%
2nd.....	Circuit Total	Pending at Start	419	369	19	691	551	303	10	153	12	7	561
		Filed	224	179	8	683	251	350	5	115	9	15	1556
		Reinstated	0	1	0	2	3	0	0	0	0	0	54
		Transferred	1	-1	1	-1	0	0	0	0	0	0	0
		Net Added	225	179	9	684	254	350	5	115	9	15	1610
		Disposed Of	233	178	7	698	293	328	7	128	7	11	1509
		Adjustment	0	-1	0	2	-1	0	0	5	0	0	-3
		Pending at End	411	369	21	679	511	325	8	145	14	11	659
		Inventory (+ or -)	-8	0	2	-12	-40	22	-2	-8	2	4	98
		% Pending More Than 12 Months	58%	67%	76%	56%	67%	57%	67%	58%	64%	45%	41%
3rd.....	Bond	Pending at Start	26	17	0	45	12	13	0	11	1	0	33
		Filed	12	13	1	47	8	24	0	7	11	0	114
		Reinstated	0	0	0	0	0	0	0	0	0	0	0
		Transferred	0	0	0	0	0	0	0	0	0	0	0
		Net Added	12	13	1	47	8	24	0	7	11	0	114
		Disposed Of	19	5	3	40	6	8	0	6	11	0	91
		Adjustment	2	-2	6	-7	0	-9	0	-3	6	0	-15
		Pending at End	21	23	4	45	14	20	0	9	7	0	41
		Inventory (+ or -)	-5	6	4	0	2	7	0	-2	6	0	8
		% Pending More Than 12 Months	56%	65%	60%	65%	77%	20%	0%	100%	38%	0%	41%

# TREND OF ALL CASES ILLINOIS DURING 1992

Family	Juvenile	Probate	Felony	Misdemeanor	Small Claims	Ordinance Violations	Traffic Violations	Conservation Violations	TOTAL		County	Circuit
34	8	155	42	73	57	-	-	-	603	Pending at Start	Richland	.....2nd
99	50	69	143	256	321	45	1950	18	3,254	Filed		
0	0	0	0	0	0	0	0	0	0	Reinstated		
0	0	0	0	0	0	-	-	-	0	Transferred		
99	50	69	143	256	321	45	1950	18	3,254	Net Added		
85	35	42	94	239	271	31	1826	18	2,917	Disposed Of		
0	0	0	-1	-1	0	-	-	-	(2)	Adjustment		
48	23	182	90	89	107	-	-	-	800	Pending at End		
14	15	27	48	16	50	-	-	-	197	Inventory (+ or -)		
33%	22%	70%	7%	3%	33%	-	-	-	42%	% Pending More Than 12 Months		
118	84	125	45	139	60	-	-	-	702	Pending at Start	Wabash	.....2nd
58	41	58	72	304	104	124	1619	32	2,588	Filed		
0	0	0	0	20	0	0	0	0	80	Reinstated		
0	0	0	-30	30	0	-	-	-	0	Transferred		
58	41	58	42	354	104	124	1619	32	2,668	Net Added		
41	64	37	74	351	127	99	1321	22	2,371	Disposed Of		
0	0	0	0	-4	0	-	-	-	(4)	Adjustment		
135	61	146	13	138	37	-	-	-	662	Pending at End		
17	-23	21	-32	-1	-23	-	-	-	(40)	Inventory (+ or -)		
76%	93%	68%	8%	45%	43%	-	-	-	63%	% Pending More Than 12 Months		
35	9	153	27	38	158	-	-	-	813	Pending at Start	Wayne	.....2nd
41	37	47	78	112	163	29	2824	30	3,553	Filed		
0	0	0	0	0	0	0	0	0	0	Reinstated		
0	0	0	0	0	0	-	-	-	0	Transferred		
41	37	47	78	112	163	29	2824	30	3,553	Net Added		
35	36	97	78	118	160	21	2881	36	3,630	Disposed Of		
0	0	0	0	0	0	-	-	-	0	Adjustment		
41	10	103	27	32	161	-	-	-	791	Pending at End		
6	1	-50	0	-6	3	-	-	-	(22)	Inventory (+ or -)		
71%	40%	66%	0%	22%	75%	-	-	-	71%	% Pending More Than 12 Months		
14	18	137	30	64	33	-	-	-	465	Pending at Start	White	.....2nd
51	26	84	130	234	108	10	4209	30	5,118	Filed		
0	0	0	1	0	0	0	0	0	1	Reinstated		
0	0	0	-18	18	0	-	-	-	0	Transferred		
51	26	84	113	252	108	10	4209	30	5,119	Net Added		
47	28	83	96	243	115	4	3886	1	4,777	Disposed Of		
0	0	0	0	0	0	-	-	-	0	Adjustment		
18	16	138	47	73	26	-	-	-	449	Pending at End		
4	-2	1	17	9	-7	-	-	-	(16)	Inventory (+ or -)		
11%	6%	58%	11%	15%	12%	-	-	-	33%	% Pending More Than 12 Months		
576	339	2375	619	1005	1193	-	-	-	9,202	Pending at Start	Circuit Total	.....2nd
971	366	784	1117	2289	2130	630	24472	518	36,672	Filed		
0	0	0	3	20	0	0	0	0	83	Reinstated		
0	0	0	-93	93	0	-	-	-	0	Transferred		
971	366	784	1027	2402	2130	630	24472	518	36,755	Net Added		
959	415	927	1073	2484	2341	547	23689	425	36,259	Disposed Of		
-2	5	3	4	-18	-9	-	-	-	(15)	Adjustment		
586	295	2235	577	905	973	-	-	-	8,724	Pending at End		
10	-44	-140	-42	-100	-220	-	-	-	(478)	Inventory (+ or -)		
47%	53%	71%	24%	32%	43%	-	-	-	53%	% Pending More Than 12 Months		
38	12	180	40	163	230	-	-	-	821	Pending at Start	Bond	.....3rd
45	51	56	108	300	218	19	1581	49	2,664	Filed		
0	0	0	0	0	0	0	0	0	0	Reinstated		
0	0	0	0	0	0	-	-	-	0	Transferred		
45	51	56	108	300	218	19	1581	49	2,664	Net Added		
20	44	30	112	281	199	13	1654	33	2,575	Disposed Of		
-33	-5	-7	-2	-37	-18	-	-	-	(124)	Adjustment		
30	14	199	34	145	231	-	-	-	837	Pending at End		
-8	2	19	-6	-18	1	-	-	-	16	Inventory (+ or -)		
24%	22%	76%	7%	33%	66%	-	-	-	57%	% Pending More Than 12 Months		

## STATISTICAL REPORT ON IN THE CIRCUIT COURT OF

Circuit	County		Law Over \$15,000		Law \$15,000 or Less		Chan- cery	Miscell- aneous Remedy	Eminent Domain	Tax	Municip. Corp.	Mental Health	Dissolu- tion of Marriage
			Jury	Non- Jury	Jury	Non- Jury							
3rd.....	Madison	Pending at Start	4219	1831	114	407	416	312	42	0	0	14	1304
		Filed	335	922	13	917	458	644	10	0	0	655	1359
		Reinstated	26	24	4	24	7	2	0	0	0	0	0
		Transferred	780	-780	63	-63	0	0	0	0	0	0	0
		Net Added	1141	166	80	878	465	646	10	0	0	655	1359
		Disposed Of	1168	333	102	900	450	605	18	0	0	649	1315
		Adjustment	0	0	0	0	0	0	0	0	0	0	0
		Pending at End	4192	1664	92	385	431	353	34	0	0	20	1348
		Inventory (+ or -)	-27	-167	-22	-22	15	41	-8	0	0	6	44
		% Pending More Than 12 Months	84%	75%	53%	13%	49%	59%	82%	0%	0%	0%	61%
3rd.....	Circuit Total	Pending at Start	4245	1848	114	452	428	325	42	11	1	14	1337
		Filed	347	935	14	964	466	668	10	7	11	655	1473
		Reinstated	26	24	4	24	7	2	0	0	0	0	0
		Transferred	780	-780	63	-63	0	0	0	0	0	0	0
		Net Added	1153	179	81	925	473	670	10	7	11	655	1473
		Disposed Of	1187	338	105	940	456	613	18	6	11	649	1406
		Adjustment	2	-2	6	-7	0	-9	0	-3	6	0	-15
		Pending at End	4213	1687	96	430	445	373	34	9	7	20	1389
		Inventory (+ or -)	-32	-161	-18	-22	17	48	-8	-2	6	6	52
		% Pending More Than 12 Months	84%	75%	54%	18%	50%	58%	82%	100%	38%	0%	61%
4th	Christian	Pending at Start	13	5	1	9	9	28	3	1	0	0	31
		Filed	9	10	0	31	11	20	0	35	0	0	88
		Reinstated	0	0	0	0	0	0	0	0	0	0	0
		Transferred	2	-2	0	0	0	0	0	0	0	0	0
		Net Added	11	8	0	31	11	20	0	35	0	0	88
		Disposed Of	8	6	0	20	8	38	2	27	0	0	84
		Adjustment	0	0	0	0	0	0	0	0	0	0	0
		Pending at End	16	7	1	20	12	10	1	9	0	0	35
		Inventory (+ or -)	3	2	0	11	3	-18	-2	8	0	0	4
		% Pending More Than 12 Months	35%	27%	0%	9%	76%	61%	100%	67%	100%	0%	5%
4th	Clay	Pending at Start	11	12	2	11	25	4	0	14	0	0	37
		Filed	9	11	2	15	18	21	0	4	0	0	104
		Reinstated	0	0	0	0	0	0	0	0	0	0	0
		Transferred	4	-4	1	-1	0	0	0	0	0	0	0
		Net Added	13	7	3	14	18	21	0	4	0	0	104
		Disposed Of	12	10	4	18	21	19	0	13	0	0	107
		Adjustment	0	0	0	0	0	0	0	0	0	0	0
		Pending at End	12	9	1	7	22	6	0	5	0	0	34
		Inventory (+ or -)	1	-3	-1	-4	-3	2	0	-9	0	0	-3
		% Pending More Than 12 Months	50%	44%	100%	57%	41%	17%	0%	40%	0%	0%	12%
4th	Clinton	Pending at Start	60	23	1	30	38	29	0	11	0	0	35
		Filed	34	21	0	59	32	71	1	4	0	1	145
		Reinstated	0	0	0	0	0	0	0	0	0	0	0
		Transferred	5	-5	0	0	0	0	0	0	0	0	0
		Net Added	39	16	0	59	32	71	1	4	0	1	145
		Disposed Of	39	15	1	64	8	25	0	3	0	0	144
		Adjustment	0	0	0	0	0	0	0	0	0	0	0
		Pending at End	60	24	0	25	62	75	1	12	0	1	36
		Inventory (+ or -)	0	1	-1	-5	24	46	1	1	0	1	1
		% Pending More Than 12 Months	47%	33%	0%	16%	50%	29%	0%	92%	0%	0%	6%
4th	Effingham	Pending at Start	61	35	6	63	18	40	0	1	0	0	60
		Filed	60	63	0	124	35	50	0	1	0	0	174
		Reinstated	0	0	0	0	0	0	0	0	0	0	0
		Transferred	0	0	0	0	0	0	0	0	0	0	0
		Net Added	60	63	0	124	35	50	0	1	0	0	174
		Disposed Of	52	35	7	127	32	61	0	2	0	0	165
		Adjustment	-3	-22	2	-23	-1	-3	0	1	0	0	2
		Pending at End	66	41	1	37	20	26	0	1	0	0	71
		Inventory (+ or -)	5	6	-5	-26	2	-14	0	0	0	0	11
		% Pending More Than 12 Months	41%	29%	0%	11%	30%	31%	0%	0%	0%	0%	8%

# **TREND OF ALL CASES ILLINOIS DURING 1992**

Family	Juvenile	Probate	Felony	Misdemeanor	Small Claims	Ordinance Violations	Traffic Violations	Conservation Violations	TOTAL		County	Circuit
1309	401	3806	691	4032	2089	-	-	-	20,987	Pending at Start	Madison	.....3rd
1685	720	708	1896	7737	4666	3097	46832	198	72,852	Filed		
0	0	0	172	0	0	0	0	0	259	Reinstated		
0	0	0	-229	229	0	-	-	-	0	Transferred		
1685	720	708	1839	7966	4666	3097	46832	198	73,111	Net Added		
1536	620	502	1695	6941	5404	3065	43898	192	69,393	Disposed Of		
0	0	0	0	0	0	-	-	-	0	Adjustment		
1458	501	4012	835	5057	1351	-	-	-	21,733	Pending at End		
149	100	206	144	1025	-738	-	-	-	746	Inventory (+ or -)		
61%	18%	84%	13%	30%	22%	-	-	-	57%	% Pending More Than 12 Months		
1347	413	3986	731	4195	2319	-	-	-	21,808	Pending at Start	Circuit Total	.....3rd
1730	771	764	2004	8037	4884	3116	48413	247	75,516	Filed		
0	0	0	172	0	0	0	0	0	259	Reinstated		
0	0	0	-229	229	0	-	-	-	0	Transferred		
1730	771	764	1947	8266	4884	3116	48413	247	75,775	Net Added		
1556	664	532	1807	7222	5603	3078	45552	225	71,968	Disposed Of		
-33	-5	-7	-2	-37	-18	-	-	-	(124)	Adjustment		
1488	515	4211	869	5202	1582	-	-	-	22,570	Pending at End		
141	102	225	138	1007	-737	-	-	-	762	Inventory (+ or -)		
60%	18%	84%	13%	31%	28%	-	-	-	57%	% Pending More Than 12 Months		
33	10	159	57	86	66	-	-	-	511	Pending at Start	Christian	.....4th
60	43	54	120	353	188	3	1398	86	2,509	Filed		
0	0	0	0	0	0	0	0	0	0	Reinstated		
0	0	0	0	0	0	-	-	-	0	Transferred		
60	43	54	120	353	188	3	1398	86	2,509	Net Added		
50	39	49	125	379	220	5	1379	116	2,555	Disposed Of		
6	-1	0	0	0	0	-	-	-	5	Adjustment		
49	13	164	52	60	34	-	-	-	483	Pending at End		
16	3	5	-5	-26	-32	-	-	-	(28)	Inventory (+ or -)		
59%	16%	82%	0%	7%	3%	-	-	-	56%	% Pending More Than 12 Months		
14	9	127	7	18	49	-	-	-	340	Pending at Start	Clay	.....4th
72	30	60	44	133	211	27	1082	9	1,852	Filed		
0	0	0	0	0	0	0	0	0	0	Reinstated		
0	0	0	0	0	0	-	-	-	0	Transferred		
72	30	60	44	133	211	27	1082	9	1,852	Net Added		
69	31	64	44	124	188	23	1089	10	1,846	Disposed Of		
0	0	0	0	0	0	-	-	-	0	Adjustment		
17	8	123	7	27	72	-	-	-	350	Pending at End		
3	-1	-4	0	9	23	-	-	-	10	Inventory (+ or -)		
6%	13%	63%	0%	0%	32%	-	-	-	38%	% Pending More Than 12 Months		
24	13	200	100	122	67	-	-	-	753	Pending at Start	Clinton	.....4th
122	80	105	252	513	297	16	3867	186	5,806	Filed		
0	0	0	0	0	0	0	0	0	0	Reinstated		
0	0	0	0	0	0	-	-	-	0	Transferred		
122	80	105	252	513	297	16	3867	186	5,806	Net Added		
128	74	57	236	500	287	16	3969	167	5,733	Disposed Of		
0	0	0	0	0	0	-	-	-	0	Adjustment		
18	19	248	116	135	77	-	-	-	909	Pending at End		
-6	6	48	16	13	10	-	-	-	156	Inventory (+ or -)		
0%	37%	60%	16%	10%	10%	-	-	-	33%	% Pending More Than 12 Months		
40	40	289	78	160	154	-	-	-	1,045	Pending at Start	Effingham	.....4th
172	142	136	237	636	742	5	6711	36	9,324	Filed		
0	0	0	0	0	0	0	0	0	0	Reinstated		
0	0	0	0	0	0	-	-	-	0	Transferred		
172	142	136	237	636	742	5	6711	36	9,324	Net Added		
181	152	89	240	771	741	6	6744	39	9,444	Disposed Of		
-6	-9	1	20	90	-69	-	-	-	(20)	Adjustment		
25	21	337	95	115	86	-	-	-	942	Pending at End		
-15	-19	48	17	-45	-68	-	-	-	(103)	Inventory (+ or -)		
8%	19%	66%	7%	2%	6%	-	-	-	32%	% Pending More Than 12 Months		

# STATISTICAL REPORT ON IN THE CIRCUIT COURT OF

Circuit	County		Law Over \$15,000		Law \$15,000 or Less		Chan- cery	Miscell- aneous Remedy	Eminent Domain	Tax	Municip. Corp.	Mental Health	Dissolu- tion of Marriage
			Jury	Non- Jury	Jury	Non- Jury							
4th	Fayette	Pending at Start	30	15	3	23	59	26	0	12	1	0	83
		Filed	24	8	1	47	24	43	0	6	0	0	165
		Reinstated	0	0	0	0	0	0	0	0	0	0	0
		Transferred	0	0	0	0	0	0	0	0	0	0	0
		Net Added	24	8	1	47	24	43	0	6	0	0	165
		Disposed Of	20	11	2	37	27	38	0	3	0	0	133
		Adjustment	0	0	0	0	0	0	0	0	0	0	0
		Pending at End	34	12	2	33	56	31	0	15	1	0	115
		Inventory (+ or -)	4	-3	-1	10	-3	5	0	3	0	0	32
		% Pending More Than 12 Months	41%	42%	50%	21%	75%	77%	0%	93%	100%	0%	61%
4th	Jasper	Pending at Start	8	6	2	7	37	5	1	4	0	0	24
		Filed	8	9	0	16	5	14	0	3	0	0	63
		Reinstated	0	0	0	0	0	0	0	0	0	0	0
		Transferred	1	-1	0	0	0	0	0	0	0	0	0
		Net Added	9	8	0	16	5	14	0	3	0	0	63
		Disposed Of	6	6	2	10	9	5	1	11	0	0	62
		Adjustment	0	0	0	0	-18	-4	0	7	0	0	6
		Pending at End	11	8	0	13	15	10	0	3	0	0	31
		Inventory (+ or -)	3	2	-2	6	-22	5	-1	-1	0	0	7
		% Pending More Than 12 Months	27%	50%	0%	46%	67%	0%	0%	67%	0%	0%	3%
4th.....	Marion	Pending at Start	157	65	3	171	55	47	9	3	0	0	213
		Filed	72	62	2	205	54	81	1	3	0	28	377
		Reinstated	0	0	0	0	0	0	0	0	0	0	0
		Transferred	13	-13	1	-1	0	0	0	0	0	0	0
		Net Added	85	49	3	204	54	81	1	3	0	28	377
		Disposed Of	125	72	5	223	42	84	2	1	0	28	365
		Adjustment	0	0	0	0	0	0	0	0	0	0	0
		Pending at End	117	42	1	152	67	44	8	5	0	0	225
		Inventory (+ or -)	-40	-23	-2	-19	12	-3	-1	2	0	0	12
		% Pending More Than 12 Months	41%	38%	100%	68%	55%	43%	88%	60%	0%	0%	52%
4th.....	Montgomery	Pending at Start	47	35	3	143	47	27	2	11	0	1	66
		Filed	46	32	3	146	17	75	7	25	2	8	207
		Reinstated	0	0	0	0	0	0	0	0	0	0	1
		Transferred	0	0	0	0	0	0	0	0	0	0	0
		Net Added	46	32	3	146	17	75	7	25	2	8	208
		Disposed Of	27	39	2	203	33	78	2	22	0	10	198
		Adjustment	0	0	0	0	0	0	0	0	0	1	0
		Pending at End	66	28	4	86	31	24	7	14	2	0	76
		Inventory (+ or -)	19	-7	1	-57	-16	-3	5	3	2	-1	10
		% Pending More Than 12 Months	44%	39%	75%	47%	61%	25%	29%	43%	0%	0%	13%
4th.....	Shelby	Pending at Start	24	14	2	22	12	8	0	8	0	2	26
		Filed	22	13	1	41	17	35	0	17	2	2	108
		Reinstated	0	0	0	0	0	0	0	0	0	0	0
		Transferred	1	-1	1	-1	0	0	0	0	0	0	0
		Net Added	23	12	2	40	17	35	0	17	2	2	108
		Disposed Of	18	13	3	54	21	33	0	22	2	2	101
		Adjustment	0	0	0	0	0	0	0	0	0	0	0
		Pending at End	29	13	1	8	8	10	0	3	0	2	33
		Inventory (+ or -)	5	-1	-1	-14	-4	2	0	-5	0	0	7
		% Pending More Than 12 Months	28%	38%	100%	13%	13%	0%	0%	0%	0%	0%	6%
4th.....	Circuit Total	Pending at Start	411	210	23	479	282	210	15	72	1	3	581
		Filed	284	229	9	684	213	410	9	98	4	39	1431
		Reinstated	0	0	0	0	0	0	0	0	0	0	1
		Transferred	26	-26	3	-3	0	0	0	0	0	0	0
		Net Added	310	203	12	681	213	410	9	98	4	39	1432
		Disposed Of	307	207	26	756	201	381	7	104	2	40	1359
		Adjustment	-3	-22	2	-23	-1	-3	0	1	0	1	2
		Pending at End	411	184	11	381	293	236	17	67	3	3	656
		Inventory (+ or -)	0	-26	-12	-98	11	26	2	-5	2	0	75
		% Pending More Than 12 Months	40%	36%	64%	43%	60%	40%	61%	66%	60%	0%	31%

# **TREND OF ALL CASES ILLINOIS DURING 1992**

Family	Juvenile	Probate	Felony	Misde- meanor	Small Claims	Ordin- ance Viola- tions	Traffic Violations	Conser- vation Viola- tions	TOTAL		County	Circuit
29	9	263	99	73	279	-	-	-	1,004	Pending at Start	Fayette	.....4th
89	47	100	129	263	496	16	3099	45	4,602	Filed		
0	0	0	1	6	0	0	0	0	7	Reinstated		
0	0	0	0	0	0	-	-	-	0	Transferred		
89	47	100	130	269	496	16	3099	45	4,609	Net Added		
71	36	79	184	297	525	18	3111	48	4,640	Disposed Of		
0	0	0	0	0	0	-	-	-	0	Adjustment		
47	20	284	45	45	250	-	-	-	990	Pending at End		
18	11	21	-54	-28	-29	-	-	-	(14)	Inventory (+ or -)		
53%	30%	72%	9%	0%	45%	-	-	-	53%	% Pending More Than 12 Months		
12	28	68	18	44	18	-	-	-	282	Pending at Start	Jasper	.....4th
39	35	55	37	107	79	5	1270	39	1,784	Filed		
0	0	0	0	0	0	0	0	0	0	Reinstated		
0	0	0	-10	10	0	-	-	-	0	Transferred		
39	35	55	27	117	79	5	1270	39	1,784	Net Added		
53	49	48	43	134	75	3	1247	39	1,803	Disposed Of		
11	-11	28	3	8	0	-	-	-	30	Adjustment		
9	3	103	5	35	22	-	-	-	268	Pending at End		
-3	-25	35	-13	-9	4	-	-	-	(14)	Inventory (+ or -)		
67%	0%	58%	0%	17%	32%	-	-	-	39%	% Pending More Than 12 Months		
105	43	550	58	231	364	-	-	-	2,074	Pending at Start	Marion	.....4th
261	148	138	288	610	563	270	7022	47	10,232	Filed		
0	0	0	0	0	0	0	0	0	0	Reinstated		
0	0	0	0	0	0	-	-	-	0	Transferred		
261	148	138	288	610	563	270	7022	47	10,232	Net Added		
213	143	61	256	699	602	236	6725	35	9,917	Disposed Of		
0	0	0	0	0	0	-	-	-	0	Adjustment		
153	48	627	90	142	325	-	-	-	2,046	Pending at End		
48	5	77	32	-89	-39	-	-	-	(28)	Inventory (+ or -)		
48%	38%	80%	9%	7%	58%	-	-	-	56%	% Pending More Than 12 Months		
36	18	277	47	209	237	-	-	-	1,206	Pending at Start	Montgomery	.....4th
137	92	150	124	701	823	18	6966	98	9,677	Filed		
0	0	0	0	0	1	0	0	0	2	Reinstated		
0	0	0	0	0	0	-	-	-	0	Transferred		
137	92	150	124	701	824	18	6966	98	9,679	Net Added		
135	95	92	116	682	839	11	6717	116	9,417	Disposed Of		
0	0	0	0	0	0	-	-	-	1	Adjustment		
38	15	335	55	228	222	-	-	-	1,231	Pending at End		
2	-3	58	8	19	-15	-	-	-	25	Inventory (+ or -)		
11%	7%	59%	16%	4%	7%	-	-	-	29%	% Pending More Than 12 Months		
21	12	331	15	52	54	-	-	-	603	Pending at Start	Shelby	.....4th
69	20	92	65	310	338	11	1963	201	3,327	Filed		
0	0	0	0	0	0	0	0	0	0	Reinstated		
0	0	0	0	0	0	-	-	-	0	Transferred		
69	20	92	65	310	338	11	1963	201	3,327	Net Added		
78	18	217	49	296	338	6	1729	188	3,188	Disposed Of		
0	0	0	0	0	0	-	-	-	0	Adjustment		
12	14	206	31	66	54	-	-	-	490	Pending at End		
-9	2	-125	16	14	0	-	-	-	(113)	Inventory (+ or -)		
0%	29%	63%	13%	0%	13%	-	-	-	33%	% Pending More Than 12 Months		
325	171	2292	482	1003	1288	-	-	-	7,848	Pending at Start	Circuit Total	.....4th
1021	637	890	1296	3626	3737	371	33378	747	49,113	Filed		
0	0	0	1	6	1	0	0	0	9	Reinstated		
0	0	0	-10	10	0	-	-	-	0	Transferred		
1021	637	890	1287	3642	3738	371	33378	747	49,122	Net Added		
978	637	756	1293	3882	3815	324	32710	758	48,543	Disposed Of		
0	-10	1	20	90	-69	-	-	-	(14)	Adjustment		
368	161	2427	496	853	1142	-	-	-	7,709	Pending at End		
43	-10	135	14	-150	-146	-	-	-	(139)	Inventory (+ or -)		
41%	26%	71%	11%	5%	31%	-	-	-	44%	% Pending More Than 12 Months		

# STATISTICAL REPORT ON IN THE CIRCUIT COURT OF

Circuit	County		Law Over \$15,000		Law \$15,000 or Less		Chan- cery	Miscell- aneous Remedy	Eminent Domain	Tax	Municip. Corp.	Mental Health	Dissolu- tion of Marriage
			Jury	Non- Jury	Jury	Non- Jury							
5th.....	Clark	Pending at Start	28	28	1	63	38	7	0	6	0	0	56
		Filed	15	16	0	57	11	5	0	3	0	0	115
		Reinstated	0	0	0	0	0	0	0	0	0	0	0
		Transferred	0	0	0	0	0	0	0	0	0	0	0
		Net Added	15	16	0	57	11	5	0	3	0	0	115
		Disposed Of	14	23	0	89	28	6	0	7	0	0	119
		Adjustment	0	0	0	1	2	0	0	0	0	0	0
		Pending at End	29	21	1	32	23	6	0	2	0	0	52
		Inventory (+ or -)	1	-7	0	-31	-15	-1	0	-4	0	0	-4
		% Pending More Than 12 Months	59%	43%	100%	56%	61%	100%	0%	50%	0%	0%	38%
5th.....	Coles	Pending at Start	165	45	5	227	65	115	0	36	0	41	301
		Filed	65	77	5	203	29	61	0	13	0	32	333
		Reinstated	0	0	0	0	0	0	0	0	0	0	0
		Transferred	0	0	0	0	0	0	0	0	0	0	0
		Net Added	65	77	5	203	29	61	0	13	0	32	333
		Disposed Of	93	35	4	274	28	81	0	26	0	57	480
		Adjustment	0	0	0	0	0	0	0	0	0	0	0
		Pending at End	137	87	6	156	66	95	0	23	0	16	154
		Inventory (+ or -)	-28	42	1	-71	1	-20	0	-13	0	-25	-147
		% Pending More Than 12 Months	40%	24%	33%	38%	44%	42%	0%	43%	0%	0%	28%
5th.....	Cumberland	Pending at Start	14	17	2	45	13	5	0	4	0	2	67
		Filed	11	4	1	21	12	6	0	2	0	1	93
		Reinstated	0	0	0	0	0	0	0	0	0	0	0
		Transferred	0	0	0	0	0	0	0	0	0	0	0
		Net Added	11	4	1	21	12	6	0	2	0	1	93
		Disposed Of	10	5	1	25	4	4	0	2	0	0	94
		Adjustment	0	0	0	0	0	0	0	0	0	0	0
		Pending at End	15	16	2	41	21	7	0	4	0	3	66
		Inventory (+ or -)	1	-1	0	-4	8	2	0	0	0	1	-1
		% Pending More Than 12 Months	67%	88%	100%	85%	57%	71%	0%	50%	0%	67%	68%
5th.....	Edgar	Pending at Start	34	32	1	66	62	7	0	8	0	0	132
		Filed	26	16	0	70	15	51	0	9	0	0	142
		Reinstated	0	0	0	0	0	0	0	0	0	0	0
		Transferred	3	-3	0	1	0	0	0	0	0	0	0
		Net Added	29	13	0	71	15	51	0	9	0	0	142
		Disposed Of	20	15	0	53	16	49	0	8	0	0	200
		Adjustment	0	0	0	0	0	0	0	0	0	0	0
		Pending at End	43	30	1	84	61	9	0	9	0	0	74
		Inventory (+ or -)	9	-2	0	18	-1	2	0	1	0	0	-58
		% Pending More Than 12 Months	47%	67%	100%	60%	89%	56%	0%	100%	0%	0%	0%
5th.....	Vermilion	Pending at Start	358	97	49	409	124	131	19	82	0	105	266
		Filed	124	100	0	661	111	105	3	58	0	16	514
		Reinstated	1	0	0	0	0	0	0	0	0	0	0
		Transferred	0	1	0	-1	0	0	0	0	0	0	0
		Net Added	125	101	0	660	111	105	3	58	0	16	514
		Disposed Of	146	79	33	548	88	84	7	9	0	10	500
		Adjustment	0	0	0	0	0	0	0	0	0	0	0
		Pending at End	337	119	16	521	147	152	15	131	0	111	280
		Inventory (+ or -)	-21	22	-33	112	23	21	-4	49	0	6	14
		% Pending More Than 12 Months	71%	48%	100%	60%	64%	68%	80%	59%	0%	94%	48%
5th.....	Circuit Total	Pending at Start	599	219	58	810	302	265	19	136	0	148	822
		Filed	241	213	6	1012	178	228	3	85	0	49	1197
		Reinstated	1	0	0	0	0	0	0	0	0	0	0
		Transferred	3	-2	0	0	0	0	0	0	0	0	0
		Net Added	245	211	6	1012	178	228	3	85	0	49	1197
		Disposed Of	283	157	38	989	164	224	7	52	0	67	1393
		Adjustment	0	0	0	1	2	0	0	0	0	0	0
		Pending at End	561	273	26	834	318	269	15	169	0	130	626
		Inventory (+ or -)	-38	54	-32	24	16	4	-4	33	0	-18	-196
		% Pending More Than 12 Months	58%	42%	79%	55%	61%	55%	80%	57%	0%	82%	42%

# **TREND OF ALL CASES ILLINOIS DURING 1992**

Family	Juvenile	Probate	Felony	Misde- meanor	Small Claims	Ordin- ance Viola- tions	Traffic Violations	Conser- vation Viola- tions	TOTAL		County	Circuit
31	30	318	11	190	120	-	-	-	927	Pending at Start	Clark	.....5th
62	28	74	63	270	568	31	3023	69	4,410	Filed		
0	0	0	0	0	0	0	0	0	0	Reinstated		
0	0	0	0	0	0	-	-	-	0	Transferred		
62	28	74	63	270	568	31	3023	69	4,410	Net Added		
59	36	116	52	294	528	26	2972	71	4,440	Disposed Of		
0	0	0	0	1	1	-	-	-	5	Adjustment		
34	22	276	22	167	161	-	-	-	848	Pending at End		
3	-8	-42	11	-23	41	-	-	-	(79)	Inventory (+ or -)		
59%	27%	76%	0%	39%	9%	-	-	-	47%	% Pending More Than 12 Months		
82	66	445	52	134	839	-	-	-	2,618	Pending at Start	Coles	.....5th
318	200	169	260	736	960	1385	6465	58	11,369	Filed		
0	0	0	0	0	0	0	0	0	0	Reinstated		
0	0	0	-37	37	0	-	-	-	0	Transferred		
318	200	169	223	773	960	1385	6465	58	11,369	Net Added		
250	212	110	218	750	983	1271	6090	55	11,017	Disposed Of		
0	0	0	0	0	0	-	-	-	0	Adjustment		
150	54	504	57	157	816	-	-	-	2,478	Pending at End		
68	-12	59	5	23	-23	-	-	-	(140)	Inventory (+ or -)		
16%	19%	41%	0%	1%	36%	-	-	-	33%	% Pending More Than 12 Months		
88	36	163	29	120	81	-	-	-	686	Pending at Start	Cumberland	.....5th
40	49	59	35	77	83	5	1980	27	2,506	Filed		
0	0	0	0	0	0	0	0	0	0	Reinstated		
0	0	0	0	0	0	-	-	-	0	Transferred		
40	49	59	35	77	83	5	1980	27	2,506	Net Added		
62	33	101	41	97	72	4	2088	41	2,684	Disposed Of		
0	0	0	0	0	0	-	-	-	0	Adjustment		
66	52	121	23	100	92	-	-	-	629	Pending at End		
-22	16	-42	-6	-20	11	-	-	-	(57)	Inventory (+ or -)		
74%	62%	59%	43%	77%	76%	-	-	-	69%	% Pending More Than 12 Months		
62	80	613	92	130	259	-	-	-	1,578	Pending at Start	Edgar	.....5th
78	76	117	152	363	419	20	1846	25	3,425	Filed		
0	0	0	0	0	0	0	0	0	0	Reinstated		
0	0	0	-56	56	-1	-	-	-	0	Transferred		
78	76	117	96	419	418	20	1846	25	3,425	Net Added		
54	69	130	119	366	410	13	1807	22	3,351	Disposed Of		
0	0	0	0	0	0	-	-	-	0	Adjustment		
86	87	600	69	183	267	-	-	-	1,603	Pending at End		
24	7	-13	-23	53	8	-	-	-	25	Inventory (+ or -)		
62%	79%	84%	38%	38%	66%	-	-	-	69%	% Pending More Than 12 Months		
520	118	1637	499	1048	1063	-	-	-	6,525	Pending at Start	Vermilion	.....5th
557	267	326	451	860	1481	799	11439	174	18,046	Filed		
0	0	0	0	0	0	0	0	0	1	Reinstated		
0	0	0	-79	79	0	-	-	-	0	Transferred		
557	267	326	372	939	1481	799	11439	174	18,047	Net Added		
414	167	211	371	933	1209	555	9695	137	15,196	Disposed Of		
0	0	0	0	0	0	-	-	-	0	Adjustment		
663	218	1752	500	1054	1335	-	-	-	7,351	Pending at End		
143	100	115	1	6	272	-	-	-	826	Inventory (+ or -)		
54%	22%	83%	39%	46%	60%	-	-	-	61%	% Pending More Than 12 Months		
783	330	3176	683	1622	2362	-	-	-	12,334	Pending at Start	Circuit Total	.....5th
1055	620	745	961	2306	3511	2240	24753	353	39,756	Filed		
0	0	0	0	0	0	0	0	0	1	Reinstated		
0	0	0	-172	172	-1	-	-	-	0	Transferred		
1055	620	745	789	2478	3510	2240	24753	353	39,757	Net Added		
839	517	668	801	2440	3202	1869	22652	326	36,688	Disposed Of		
0	0	0	0	1	1	-	-	-	5	Adjustment		
999	433	3253	671	1661	2671	-	-	-	12,909	Pending at End		
216	103	77	-12	39	309	-	-	-	575	Inventory (+ or -)		
49%	38%	72%	32%	42%	49%	-	-	-	54%	% Pending More Than 12 Months		

# STATISTICAL REPORT ON IN THE CIRCUIT COURT OF

Circuit	County		Law Over \$15,000		Law \$15,000 or Less		Chan- cery	Miscell- aneous Remedy	Eminent Domain	Tax	Municip. Corp.	Mental Health	Dissolu- tion of Marriage
			Jury	Non- Jury	Jury	Non- Jury							
6th.....	Champaign	Pending at Start	583	278	18	585	190	88	8	8	0	0	607
		Filed	316	189	10	616	173	239	0	1	3	42	840
		Reinstated	4	5	0	10	0	1	0	0	0	0	2
		Transferred	0	0	0	0	0	0	0	0	0	0	0
		Net Added	320	194	10	626	173	240	0	1	3	42	842
		Disposed Of	280	114	8	446	144	203	1	0	0	41	771
		Adjustment	0	0	0	0	0	0	0	0	0	0	0
		Pending at End	623	358	20	765	219	125	7	9	3	1	678
		Inventory (+ or -)	40	80	2	180	29	37	-1	1	3	1	71
		% Pending More Than 12 Months	56%	63%	65%	59%	59%	60%	100%	89%	0%	0%	54%
6th.....	DeWitt	Pending at Start	35	2	2	73	16	6	0	2	0	0	39
		Filed	24	11	1	139	13	17	1	0	0	0	96
		Reinstated	1	0	0	0	1	0	0	0	0	0	0
		Transferred	0	0	0	0	0	0	0	0	0	0	0
		Net Added	25	11	1	139	14	17	1	0	0	0	96
		Disposed Of	23	6	2	169	15	16	0	0	0	0	107
		Adjustment	0	0	0	0	0	0	0	0	0	0	0
		Pending at End	37	7	1	43	15	7	1	2	0	0	28
		Inventory (+ or -)	2	5	-1	-30	-1	1	1	0	0	0	-11
		% Pending More Than 12 Months	43%	14%	0%	58%	53%	29%	0%	100%	0%	0%	29%
6th.....	Douglas	Pending at Start	37	10	2	12	15	11	0	1	0	0	34
		Filed	17	11	0	56	17	27	0	2	0	0	103
		Reinstated	0	0	0	0	0	0	0	1	0	0	0
		Transferred	1	-1	0	0	0	0	0	0	0	0	0
		Net Added	18	10	0	56	17	27	0	3	0	0	103
		Disposed Of	26	14	2	52	23	32	0	2	0	0	82
		Adjustment	0	0	0	0	0	0	0	0	0	0	0
		Pending at End	29	6	0	16	9	6	0	2	0	0	55
		Inventory (+ or -)	-8	-4	-2	4	-6	-5	0	1	0	0	21
		% Pending More Than 12 Months	52%	17%	0%	25%	22%	33%	0%	50%	0%	0%	7%
6th.....	Macon	Pending at Start	266	660	1	906	152	122	1	8	74	33	484
		Filed	157	183	4	1229	157	174	8	96	59	260	969
		Reinstated	2	0	0	0	0	0	0	0	0	0	0
		Transferred	0	0	0	0	0	0	0	0	0	0	0
		Net Added	159	183	4	1229	157	174	8	96	59	260	969
		Disposed Of	202	254	2	1069	109	166	4	39	74	264	887
		Adjustment	165	463	9	457	169	93	4	0	116	26	1280
		Pending at End	388	1052	12	1523	369	223	9	65	175	55	1846
		Inventory (+ or -)	122	392	11	617	217	101	8	57	101	22	1362
		% Pending More Than 12 Months	48%	84%	0%	50%	38%	38%	40%	2%	37%	26%	25%
6th.....	Moultrie	Pending at Start	17	9	1	23	15	1	1	1	0	0	22
		Filed	5	6	1	30	9	10	0	5	1	0	71
		Reinstated	0	0	0	0	0	0	0	1	0	0	2
		Transferred	1	-1	0	0	0	0	0	0	0	0	0
		Net Added	6	5	1	30	9	10	0	6	1	0	73
		Disposed Of	8	8	1	34	12	9	1	4	0	0	62
		Adjustment	0	0	0	0	0	0	0	0	0	0	0
		Pending at End	15	6	1	19	12	2	0	3	1	0	33
		Inventory (+ or -)	-2	-3	0	-4	-3	1	-1	2	1	0	11
		% Pending More Than 12 Months	67%	50%	100%	58%	50%	0%	0%	33%	0%	0%	12%
6th.....	Piatt	Pending at Start	10	16	1	15	7	4	0	19	2	0	42
		Filed	9	6	0	20	14	6	0	7	1	0	87
		Reinstated	1	0	0	0	0	0	0	0	0	0	0
		Transferred	0	0	0	0	0	0	0	0	0	0	0
		Net Added	10	6	0	20	14	6	0	7	1	0	87
		Disposed Of	8	11	1	16	9	4	0	3	1	0	83
		Adjustment	0	0	0	0	0	0	0	0	0	0	0
		Pending at End	12	11	0	19	12	6	0	23	2	0	46
		Inventory (+ or -)	2	-5	-1	4	5	2	0	4	0	0	4
		% Pending More Than 12 Months	33%	64%	0%	63%	42%	50%	0%	83%	100%	0%	37%

# **TREND OF ALL CASES ILLINOIS DURING 1992**

Family	Juvenile	Probate	Felony	Misde- meanor	Small Claims	Ordin- ance Viola- tions	Traffic Violations	Conser- vation Viola- tions	TOTAL		County	Circuit
702	572	2975	500	379	2707	-	-	-	10,200	Pending at Start	Champaign	.....6th
1307	434	419	1384	1641	3927	1191	26659	26	39,417	Filed		
3	20	1	50	37	72	0	37	0	242	Reinstated		
0	0	0	3	-3	0	-	-	-	0	Transferred		
1310	454	420	1437	1675	3999	1191	26696	26	39,659	Net Added		
862	471	295	1385	1628	4120	1188	29429	23	41,409	Disposed Of		
0	-20	0	0	0	20	-	-	-	0	Adjustment		
1150	535	3100	552	426	2606	-	-	-	11,177	Pending at End		
448	-37	125	52	47	-101	-	-	-	977	Inventory (+ or -)		
50%	63%	88%	2%	2%	56%	-	-	-	60%	% Pending More Than 12 Months		
34	13	238	40	151	103	-	-	-	754	Pending at Start	DeWitt	.....6th
111	58	85	133	319	759	22	1918	218	3,925	Filed		
0	0	4	0	1	7	0	0	0	14	Reinstated		
0	0	0	-25	25	0	-	-	-	0	Transferred		
111	58	89	108	345	766	22	1918	218	3,939	Net Added		
102	52	103	108	343	732	21	1754	227	3,780	Disposed Of		
0	0	0	0	-1	1	-	-	-	0	Adjustment		
43	19	224	40	152	138	-	-	-	757	Pending at End		
9	6	-14	0	1	35	-	-	-	3	Inventory (+ or -)		
44%	5%	69%	3%	32%	33%	-	-	-	44%	% Pending More Than 12 Months		
37	4	147	36	89	56	-	-	-	491	Pending at Start	Douglas	.....6th
70	23	69	88	249	210	55	3489	36	4,522	Filed		
0	0	0	0	0	0	0	0	0	1	Reinstated		
0	0	0	0	0	0	-	-	-	0	Transferred		
70	23	69	88	249	210	55	3489	36	4,523	Net Added		
88	23	77	85	220	218	59	3486	38	4,527	Disposed Of		
0	0	0	0	0	0	-	-	-	0	Adjustment		
19	4	139	39	118	48	-	-	-	490	Pending at End		
-18	0	-8	3	29	-8	-	-	-	(1)	Inventory (+ or -)		
26%	0%	55%	3%	12%	4%	-	-	-	26%	% Pending More Than 12 Months		
442	141	1847	280	825	2319	-	-	-	8,561	Pending at Start	Macon	.....6th
1248	625	495	1095	2187	3444	1076	18143	106	31,715	Filed		
0	0	0	0	0	0	0	0	0	2	Reinstated		
0	0	0	-177	177	0	-	-	-	0	Transferred		
1248	625	495	918	2364	3444	1076	18143	106	31,717	Net Added		
1051	464	347	851	2292	3325	2121	18152	104	31,777	Disposed Of		
70	57	-121	138	7	1053	-	-	-	3,986	Adjustment		
709	359	1874	485	904	3491	-	-	-	13,539	Pending at End		
267	218	27	205	79	1172	-	-	-	4,978	Inventory (+ or -)		
38%	8%	89%	2%	53%	56%	-	-	-	56%	% Pending More Than 12 Months		
2	25	122	8	25	37	-	-	-	309	Pending at Start	Moultrie	.....6th
34	29	48	36	148	100	2	2012	90	2,637	Filed		
0	0	0	0	0	0	0	1	0	4	Reinstated		
0	0	0	-3	3	0	-	-	-	0	Transferred		
34	29	48	33	151	100	2	2013	90	2,641	Net Added		
16	31	55	34	145	103	2	1475	74	2,074	Disposed Of		
-4	-2	0	3	-6	0	-	-	-	(9)	Adjustment		
16	21	115	10	25	34	-	-	-	313	Pending at End		
14	-4	-7	2	0	-3	-	-	-	4	Inventory (+ or -)		
0%	14%	63%	0%	0%	41%	-	-	-	40%	% Pending More Than 12 Months		
23	9	213	34	30	65	-	-	-	490	Pending at Start	Piatt	.....6th
51	20	59	56	159	221	10	2236	21	2,983	Filed		
0	0	1	0	0	0	0	0	0	2	Reinstated		
0	0	0	-28	28	0	-	-	-	0	Transferred		
51	20	60	28	187	221	10	2236	21	2,985	Net Added		
37	6	63	39	174	228	12	2492	20	3,207	Disposed Of		
0	0	0	0	0	0	-	-	-	0	Adjustment		
37	23	210	23	43	58	-	-	-	525	Pending at End		
14	14	-3	-11	13	-7	-	-	-	35	Inventory (+ or -)		
24%	35%	74%	17%	7%	40%	-	-	-	52%	% Pending More Than 12 Months		

# STATISTICAL REPORT ON IN THE CIRCUIT COURT OF

Circuit	County		Law Over \$15,000		Law \$15,000 or Less		Chan- cery	Misceli- aneous Remedy	Eminent Domain	Tax	Municip. Corp.	Mental Health	Dissolu- tion of Marriage
			Jury	Non- Jury	Jury	Non- Jury							
6th.....	Circuit Total	Pending at Start	948	975	25	1614	395	232	10	39	76	33	1228
		Filed	528	406	16	2090	383	473	9	111	64	302	2166
		Reinstated	8	5	0	10	1	1	0	2	0	0	4
		Transferred	2	-2	0	0	0	0	0	0	0	0	0
		Net Added	538	409	16	2100	384	474	9	113	64	302	2170
		Disposed Of	547	407	16	1786	312	430	6	48	75	305	1992
		Adjustment	165	463	9	457	169	93	4	0	116	26	1280
		Pending at End	1104	1440	34	2385	636	369	17	104	181	56	2686
		Inventory (+ or -)	156	465	9	771	241	137	7	65	105	23	1458
		% Pending More Than 12 Months	52%	75%	64%	54%	49%	48%	69%	36%	36%	25%	39%
7th.....	Greene	Pending at Start	17	23	0	12	5	2	0	4	0	0	33
		Filed	24	25	1	27	14	20	1	122	0	5	77
		Reinstated	0	0	0	0	0	0	0	0	0	0	0
		Transferred	9	-9	0	0	0	0	0	0	0	0	0
		Net Added	33	16	1	27	14	20	1	122	0	5	77
		Disposed Of	15	20	0	19	3	17	1	97	0	5	94
		Adjustment	0	-1	0	0	0	0	0	0	0	0	0
		Pending at End	35	18	1	20	16	5	0	29	0	0	16
		Inventory (+ or -)	18	-5	1	8	11	3	0	25	0	0	-17
		% Pending More Than 12 Months	69%	39%	0%	55%	25%	20%	0%	0%	0%	0%	6%
7th.....	Jersey	Pending at Start	55	24	5	63	25	23	0	3	0	0	65
		Filed	13	39	0	70	31	55	0	3	0	1	203
		Reinstated	0	0	0	0	0	0	0	0	0	0	0
		Transferred	0	0	0	0	0	0	0	0	0	0	0
		Net Added	13	39	0	70	31	55	0	3	0	1	203
		Disposed Of	9	41	1	95	34	68	0	3	0	1	220
		Adjustment	4	4	0	0	-3	0	0	0	0	0	-5
		Pending at End	63	26	4	38	19	10	0	3	0	0	43
		Inventory (+ or -)	8	2	-1	-25	-6	-13	0	0	0	0	-22
		% Pending More Than 12 Months	57%	21%	75%	39%	45%	20%	0%	0%	0%	0%	14%
7th.....	Macoupin	Pending at Start	104	255	2	676	173	69	8	57	9	11	290
		Filed	46	42	5	328	53	31	0	17	0	1	257
		Reinstated	0	0	0	0	0	0	0	0	0	0	0
		Transferred	0	0	0	0	0	0	0	0	0	0	0
		Net Added	46	42	5	328	53	31	0	17	0	1	257
		Disposed Of	63	57	2	98	39	21	1	8	0	0	234
		Adjustment	-22	-2	0	-68	0	0	0	0	0	0	-3
		Pending at End	65	238	5	838	187	79	7	66	9	12	310
		Inventory (+ or -)	-39	-17	3	162	14	10	-1	9	0	1	20
		% Pending More Than 12 Months	77%	68%	20%	68%	80%	68%	100%	86%	100%	100%	68%
7th.....	Morgan	Pending at Start	46	22	2	50	13	27	0	2	0	0	65
		Filed	36	27	2	183	19	103	10	5	0	4	210
		Reinstated	26	0	1	18	2	0	0	0	0	0	0
		Transferred	0	0	0	0	0	0	0	0	0	0	0
		Net Added	62	27	3	201	21	103	10	5	0	4	210
		Disposed Of	33	23	3	168	19	111	2	4	0	4	200
		Adjustment	0	0	1	-10	0	0	0	0	0	0	0
		Pending at End	75	26	3	73	15	19	8	3	0	0	75
		Inventory (+ or -)	29	4	1	23	2	-8	8	1	0	0	10
		% Pending More Than 12 Months	56%	25%	0%	11%	20%	16%	0%	0%	0%	0%	20%
7th.....	Sangamon	Pending at Start	1252	1054	46	1812	961	1338	83	244	20	0	1516
		Filed	387	252	25	2300	235	347	34	36	1	274	1214
		Reinstated	0	0	0	0	0	0	0	0	0	0	0
		Transferred	0	0	0	0	0	0	0	0	0	0	0
		Net Added	387	252	25	2300	235	347	34	36	1	274	1214
		Disposed Of	357	221	23	1715	227	133	13	17	0	127	1044
		Adjustment	0	-3	0	0	0	0	0	0	0	-147	0
		Pending at End	1282	1082	48	2397	969	1552	104	263	21	0	1686
		Inventory (+ or -)	30	28	2	585	8	214	21	19	1	0	170
		% Pending More Than 12 Months	75%	82%	58%	60%	85%	82%	76%	89%	95%	0%	72%

# TREND OF ALL CASES ILLINOIS DURING 1992

Family	Juvenile	Probate	Felony	Misdemeanor	Small Claims	Ordinance Violations	Traffic Violations	Conservation Violations	TOTAL		County	Circuit
1240	764	5542	898	1499	5287	-	-	-	20,805	Pending at Start	Circuit Total	.....6th
2821	1189	1175	2792	4703	8661	2356	54457	497	85,199	Filed		
3	20	6	50	38	79	0	38	0	265	Reinstated		
0	0	0	-230	230	0	-	-	-	0	Transferred		
2824	1209	1181	2612	4971	8740	2356	54495	497	85,464	Net Added		
2156	1047	940	2502	4802	8726	3403	56788	486	86,774	Disposed Of		
66	35	-121	141	0	1074	-	-	-	3,977	Adjustment		
1974	961	5662	1149	1668	6375	-	-	-	26,801	Pending at End		
734	197	120	251	169	1088	-	-	-	5,996	Inventory (+ or -)		
45%	48%	85%	2%	40%	55%	-	-	-	57%	% Pending More Than 12 Months		
15	17	174	36	46	22	-	-	-	406	Pending at Start	Greene	.....7th
22	26	88	94	117	160	2	1723	56	2,604	Filed		
0	0	0	1	0	0	0	0	0	1	Reinstated		
0	0	0	-28	28	0	-	-	-	0	Transferred		
22	26	88	67	145	160	2	1723	56	2,605	Net Added		
27	40	71	70	151	164	1	1878	56	2,729	Disposed Of		
0	0	0	2	-1	0	-	-	-	0	Adjustment		
10	3	191	35	39	18	-	-	-	436	Pending at End		
-5	-14	17	-1	-7	-4	-	-	-	30	Inventory (+ or -)		
10%	0%	64%	0%	3%	0%	-	-	-	40%	% Pending More Than 12 Months		
18	41	267	29	181	59	-	-	-	858	Pending at Start	Jersey	.....7th
63	58	63	144	579	210	30	3859	156	5,577	Filed		
0	0	0	0	0	0	0	0	0	0	Reinstated		
0	0	0	0	0	0	-	-	-	0	Transferred		
63	58	63	144	579	210	30	3859	156	5,577	Net Added		
54	57	159	131	521	200	31	3965	155	5,745	Disposed Of		
0	-17	5	9	-94	-27	-	-	-	(124)	Adjustment		
27	25	176	51	145	42	-	-	-	672	Pending at End		
9	-16	-91	22	-36	-17	-	-	-	(186)	Inventory (+ or -)		
30%	0%	67%	10%	16%	0%	-	-	-	34%	% Pending More Than 12 Months		
552	272	319	867	706	1218	-	-	-	5,588	Pending at Start	Macoupin	.....7th
132	100	190	255	659	1154	201	6455	62	9,988	Filed		
0	0	0	0	0	0	0	0	0	0	Reinstated		
0	0	0	-69	69	0	-	-	-	0	Transferred		
132	100	190	186	728	1154	201	6455	62	9,988	Net Added		
30	41	143	325	599	954	144	6005	54	8,818	Disposed Of		
-87	5	938	-603	0	-565	-	-	-	(407)	Adjustment		
567	336	1304	125	835	853	-	-	-	5,836	Pending at End		
15	64	985	-742	129	-365	-	-	-	248	Inventory (+ or -)		
81%	74%	87%	37%	63%	71%	-	-	-	74%	% Pending More Than 12 Months		
38	27	366	48	64	94	-	-	-	864	Pending at Start	Morgan	.....7th
96	61	164	171	538	1142	265	4055	88	7,179	Filed		
10	15	1	0	0	0	0	0	0	73	Reinstated		
0	0	0	0	0	0	-	-	-	0	Transferred		
106	76	165	171	538	1142	265	4055	88	7,252	Net Added		
46	39	127	174	532	1015	293	4304	98	7,195	Disposed Of		
-23	-1	0	0	0	0	-	-	-	(33)	Adjustment		
75	63	404	45	70	221	-	-	-	1,175	Pending at End		
37	36	38	-3	6	127	-	-	-	311	Inventory (+ or -)		
34%	29%	64%	9%	0%	0%	-	-	-	33%	% Pending More Than 12 Months		
3399	1885	3965	760	2052	7293	-	-	-	27,680	Pending at Start	Sangamon	.....7th
1294	377	687	991	2630	8550	254	39050	135	59,073	Filed		
0	0	0	28	4	1	0	0	0	33	Reinstated		
0	0	0	0	0	0	-	-	-	0	Transferred		
1294	377	687	1019	2634	8551	254	39050	135	59,106	Net Added		
772	15	358	1024	2619	8974	219	39525	61	57,444	Disposed Of		
10	0	0	-13	-29	0	-	-	-	(182)	Adjustment		
3931	2247	4294	742	2038	6870	-	-	-	29,526	Pending at End		
532	362	329	-18	-14	-423	-	-	-	1,846	Inventory (+ or -)		
74%	84%	85%	18%	44%	77%	-	-	-	73%	% Pending More Than 12 Months		

# STATISTICAL REPORT ON IN THE CIRCUIT COURT OF

Circuit	County		Law Over \$15,000		Law \$15,000 or Less		Chan- cery	Miscell- aneous Remedy	Eminent Domain	Tax	Municip. Corp.	Mental Health	Dissolu- tion of Marriage
			Jury	Non- Jury	Jury	Non- Jury							
7th.....	Scott	Pending at Start	10	18	0	16	10	16	4	0	0	1	10
		Filed	6	10	0	14	4	8	0	0	0	1	28
		Reinstated	0	0	0	0	0	0	0	0	0	0	0
		Transferred	0	0	0	0	0	0	0	0	0	0	0
		Net Added	6	10	0	14	4	8	0	0	0	1	28
		Disposed Of	6	15	0	18	6	18	4	0	0	1	27
		Adjustment	0	0	0	0	0	0	0	0	0	0	0
		Pending at End	10	13	0	12	8	6	0	0	0	1	11
		Inventory (+ or -)	0	-5	0	-4	-2	-10	-4	0	0	0	1
		% Pending More Than 12 Months	50%	77%	0%	33%	75%	50%	0%	0%	0%	0%	18%
7th.....	Circuit Total	Pending at Start	1484	1396	55	2629	1187	1475	95	310	29	12	1979
		Filed	512	395	33	2922	356	564	45	183	1	286	1989
		Reinstated	26	0	1	18	2	0	0	0	0	0	0
		Transferred	9	-9	0	0	0	0	0	0	0	0	0
		Net Added	547	386	34	2940	358	564	45	183	1	286	1989
		Disposed Of	483	377	29	2113	328	368	21	129	0	138	1819
		Adjustment	-18	-2	1	-78	-3	0	0	0	0	-147	-8
		Pending at End	1530	1403	61	3378	1214	1671	119	364	30	13	2141
		Inventory (+ or -)	46	7	6	749	27	196	24	54	1	1	162
		% Pending More Than 12 Months	73%	77%	53%	61%	82%	80%	72%	80%	97%	92%	67%
8th.....	Adams	Pending at Start	155	55	6	183	45	20	6	19	0	3	209
		Filed	87	69	4	273	50	88	14	24	0	152	477
		Reinstated	2	0	0	2	4	1	0	0	0	0	0
		Transferred	6	-6	2	-2	0	0	0	0	0	0	0
		Net Added	95	63	6	273	54	89	14	24	0	152	477
		Disposed Of	99	52	10	286	45	70	14	21	0	141	475
		Adjustment	0	0	0	1	-1	0	0	0	0	0	1
		Pending at End	151	66	2	171	53	39	6	22	0	14	212
		Inventory (+ or -)	-4	11	-4	-12	8	19	0	3	0	11	3
		% Pending More Than 12 Months	42%	26%	0%	31%	32%	28%	67%	73%	0%	0%	21%
8th.....	Brown	Pending at Start	4	3	0	8	6	4	1	3	0	0	14
		Filed	2	3	0	18	5	15	0	0	0	1	49
		Reinstated	1	0	0	0	0	0	0	0	0	0	0
		Transferred	-1	1	1	-1	0	0	0	0	0	0	0
		Net Added	2	4	1	17	5	15	0	0	0	1	49
		Disposed Of	5	3	1	15	6	14	1	3	0	1	50
		Adjustment	0	0	0	0	0	0	0	0	0	0	0
		Pending at End	1	4	0	10	5	5	0	0	0	0	13
		Inventory (+ or -)	-3	1	0	2	-1	1	-1	-3	0	0	-1
		% Pending More Than 12 Months	0%	0%	0%	40%	40%	0%	0%	0%	0%	0%	0%
8th.....	Calhoun	Pending at Start	11	9	1	20	8	5	0	0	0	0	5
		Filed	1	12	0	29	3	4	0	0	1	0	16
		Reinstated	0	2	0	0	2	0	0	0	0	0	0
		Transferred	1	-1	0	0	0	0	0	0	0	0	0
		Net Added	2	13	0	29	5	4	0	0	1	0	16
		Disposed Of	7	11	1	31	3	6	0	0	1	0	17
		Adjustment	0	0	0	0	0	0	0	0	0	0	0
		Pending at End	6	11	0	18	10	3	0	0	0	0	4
		Inventory (+ or -)	-5	2	-1	-2	2	-2	0	0	0	0	-1
		% Pending More Than 12 Months	67%	18%	0%	28%	70%	33%	0%	0%	0%	0%	25%
8th.....	Cass	Pending at Start	13	5	1	9	9	28	3	1	0	0	31
		Filed	9	10	0	31	11	20	0	35	0	0	88
		Reinstated	0	0	0	0	0	0	0	0	0	0	0
		Transferred	2	-2	0	0	0	0	0	0	0	0	0
		Net Added	11	8	0	31	11	20	0	35	0	0	88
		Disposed Of	8	6	0	20	8	38	2	27	0	0	84
		Adjustment	0	0	0	0	0	0	0	0	0	0	0
		Pending at End	16	7	1	20	12	10	1	9	0	0	35
		Inventory (+ or -)	3	2	0	11	3	-18	-2	8	0	0	4
		% Pending More Than 12 Months	44%	29%	100%	30%	42%	50%	100%	67%	0%	0%	14%

# **TREND OF ALL CASES ILLINOIS DURING 1992**

Family	Juvenile	Probate	Felony	Misde- meanor	Small Claims	Ordin- ance Viola- tions	Traffic Violations	Conser- vation Viola- tions	TOTAL		County	Circuit
12	4	91	9	28	23	-	-	-	252	Pending at Start	Scott	.....7th
11	29	33	22	78	79	0	741	4	1,068	Filed		
0	0	0	0	0	0	0	0	0	0	Reinstated		
0	0	0	0	0	0	-	-	-	0	Transferred		
11	29	33	22	78	79	0	741	4	1,068	Net Added		
16	31	25	27	87	85	0	625	8	999	Disposed Of		
0	0	0	0	0	0	-	-	-	0	Adjustment		
7	2	99	4	19	17	-	-	-	209	Pending at End		
-5	-2	8	-5	-9	-6	-	-	-	(43)	Inventory (+ or -)		
43%	0%	76%	0%	0%	12%	-	-	-	53%	% Pending More Than 12 Months		
4034	2246	5182	1749	3077	8709	-	-	-	35,648	Pending at Start	Circuit Total	.....7th
1618	651	1225	1677	4601	11295	752	55883	501	85,489	Filed		
10	15	1	29	4	1	0	0	0	107	Reinstated		
0	0	0	-97	97	0	-	-	-	0	Transferred		
1628	666	1226	1609	4702	11296	752	55883	501	85,596	Net Added		
945	223	883	1751	4509	11392	688	56302	432	82,930	Disposed Of		
-100	-13	943	-605	-124	-592	-	-	-	(746)	Adjustment		
4617	2676	6468	1002	3146	8021	-	-	-	37,854	Pending at End		
583	430	1286	-747	69	-688	-	-	-	2,206	Inventory (+ or -)		
74%	80%	83%	19%	46%	74%	-	-	-	70%	% Pending More Than 12 Months		
78	33	590	270	442	1177	-	-	-	3,291	Pending at Start	Adams	.....8th
318	215	234	487	741	1840	3747	6190	144	15,154	Filed		
0	0	6	3	0	0	0	0	0	18	Reinstated		
0	0	0	-191	191	0	-	-	-	0	Transferred		
318	215	240	299	932	1840	3747	6190	144	15,172	Net Added		
294	168	247	281	939	1886	3602	6016	134	14,780	Disposed Of		
0	0	42	0	0	0	-	-	-	43	Adjustment		
102	80	625	288	435	1131	-	-	-	3,397	Pending at End		
24	47	35	18	-7	-46	-	-	-	106	Inventory (+ or -)		
7%	1%	68%	33%	70%	43%	-	-	-	45%	% Pending More Than 12 Months		
2	13	69	43	30	29	-	-	-	229	Pending at Start	Brown	.....8th
17	14	31	44	130	136	6	1089	161	1,721	Filed		
0	0	0	3	9	39	0	0	0	52	Reinstated		
0	0	0	0	0	0	-	-	-	0	Transferred		
17	14	31	47	139	175	6	1089	161	1,773	Net Added		
17	24	31	60	118	162	6	1101	43	1,661	Disposed Of		
0	0	0	0	0	0	-	-	-	0	Adjustment		
2	3	69	30	51	42	-	-	-	235	Pending at End		
0	-10	0	-13	21	13	-	-	-	6	Inventory (+ or -)		
0%	0%	59%	7%	2%	10%	-	-	-	23%	% Pending More Than 12 Months		
2	8	56	7	19	25	-	-	-	176	Pending at Start	Calhoun	.....8th
6	10	21	29	86	86	2	909	107	1,322	Filed		
0	0	0	0	1	0	0	0	0	5	Reinstated		
0	0	0	0	0	0	-	-	-	0	Transferred		
6	10	21	29	87	86	2	909	107	1,327	Net Added		
4	7	17	19	78	96	2	864	76	1,240	Disposed Of		
0	0	0	0	0	0	-	-	-	0	Adjustment		
4	11	60	17	28	15	-	-	-	187	Pending at End		
2	3	4	10	9	-10	-	-	-	11	Inventory (+ or -)		
25%	55%	67%	12%	25%	7%	-	-	-	41%	% Pending More Than 12 Months		
33	10	159	57	86	66	-	-	-	511	Pending at Start	Cass	.....8th
60	43	54	120	353	188	3	1398	86	2,509	Filed		
0	0	0	0	0	0	0	0	0	0	Reinstated		
0	0	0	0	0	0	-	-	-	0	Transferred		
60	43	54	120	353	188	3	1398	86	2,509	Net Added		
50	39	49	125	379	220	5	1379	116	2,555	Disposed Of		
6	-1	0	0	0	0	-	-	-	5	Adjustment		
49	13	164	52	60	34	-	-	-	483	Pending at End		
16	3	5	-5	-26	-32	-	-	-	(28)	Inventory (+ or -)		
33%	38%	74%	10%	13%	18%	-	-	-	41%	% Pending More Than 12 Months		

# STATISTICAL REPORT ON IN THE CIRCUIT COURT OF

Circuit	County		Law Over \$15,000		Law \$15,000 or Less		Chan- cery	Miscell- aneous Remedy	Eminent Domain	Tax	Municip. Corp.	Mental Health	Dissolu- tion of Marriage
			Jury	Non- Jury	Jury	Non- Jury							
8th.....	Mason	Pending at Start	16	10	0	13	14	13	3	10	0	0	45
		Filed	18	9	2	43	16	89	0	28	0	0	95
		Reinstated	0	0	0	0	0	0	0	0	0	0	0
		Transferred	3	-3	0	0	0	0	0	0	0	0	0
		Net Added	21	6	2	43	16	89	0	28	0	0	95
		Disposed Of	14	8	1	38	15	96	1	28	0	0	112
		Adjustment	0	0	0	0	0	0	0	0	0	0	0
		Pending at End	23	8	1	18	15	6	2	10	0	0	28
		Inventory (+ or -	7	-2	1	5	1	-7	-1	0	0	0	-17
		% Pending More Than 12 Months	26%	63%	0%	33%	33%	50%	100%	40%	0%	0%	25%
8th.....	Menard	Pending at Start	7	5	0	9	9	3	0	0	1	1	29
		Filed	8	9	0	24	15	12	0	6	1	0	60
		Reinstated	0	1	0	0	1	0	0	0	0	0	0
		Transferred	3	-3	1	-1	0	0	0	0	0	0	0
		Net Added	11	7	1	23	16	12	0	6	1	0	60
		Disposed Of	5	7	0	20	10	12	0	5	0	1	65
		Adjustment	0	0	0	0	0	0	0	0	0	0	0
		Pending at End	13	5	1	12	15	3	0	1	2	0	24
		Inventory (+ or -	6	0	1	3	6	0	0	1	1	-1	-5
		% Pending More Than 12 Months	31%	60%	0%	8%	20%	67%	0%	0%	50%	0%	13%
8th.....	Pike	Pending at Start	28	22	2	49	18	8	8	6	0	0	24
		Filed	7	26	1	59	23	24	4	14	0	0	117
		Reinstated	0	0	0	0	0	0	0	0	0	0	0
		Transferred	1	-1	0	0	0	0	0	0	0	0	0
		Net Added	8	25	1	59	23	24	4	14	0	0	117
		Disposed Of	15	14	2	64	11	26	3	12	0	0	102
		Adjustment	0	0	0	0	0	0	0	0	0	0	0
		Pending at End	21	33	1	44	30	6	9	8	0	0	39
		Inventory (+ or -	-7	11	-1	-5	12	-2	1	2	0	0	15
		% Pending More Than 12 Months	57%	35%	100%	36%	40%	50%	78%	75%	0%	0%	10%
8th.....	Schuyler	Pending at Start	8	5	0	3	7	7	0	7	0	0	17
		Filed	5	3	0	21	5	7	0	2	1	1	53
		Reinstated	1	0	0	0	1	0	0	0	0	0	0
		Transferred	2	-2	0	0	0	0	0	0	0	0	0
		Net Added	8	1	0	21	6	7	0	2	1	1	53
		Disposed Of	5	2	0	14	4	11	0	1	1	0	57
		Adjustment	0	0	0	0	0	0	0	0	0	0	0
		Pending at End	11	4	0	10	9	3	0	8	0	1	13
		Inventory (+ or -	3	-1	0	7	2	-4	0	1	0	1	-4
		% Pending More Than 12 Months	45%	75%	0%	20%	67%	33%	0%	88%	0%	0%	0%
8th.....	Circuit Total	Pending at Start	242	114	10	294	116	88	21	46	1	4	374
		Filed	137	141	7	498	128	259	18	109	3	154	955
		Reinstated	4	3	0	2	8	1	0	0	0	0	0
		Transferred	17	-17	4	-4	0	0	0	0	0	0	0
		Net Added	158	127	11	496	136	260	18	109	3	154	955
		Disposed Of	158	103	15	488	102	273	21	97	2	143	962
		Adjustment	0	0	0	1	-1	0	0	0	0	0	1
		Pending at End	242	138	6	303	149	75	18	58	2	15	368
		Inventory (+ or -	0	24	-4	9	33	-13	-3	12	1	11	-6
		% Pending More Than 12 Months	42%	32%	33%	31%	38%	35%	78%	67%	50%	0%	17%
9th.....	Fulton	Pending at Start	30	19	2	32	16	17	0	8	0	0	81
		Filed	39	41	3	112	35	61	1	34	0	8	265
		Reinstated	0	0	0	0	0	0	0	0	0	0	0
		Transferred	0	0	0	0	0	0	0	0	0	0	0
		Net Added	39	41	3	112	35	61	1	34	0	8	265
		Disposed Of	30	49	3	119	27	64	0	29	0	8	268
		Adjustment	-1	0	0	0	0	0	0	0	0	0	0
		Pending at End	38	11	2	25	24	14	1	13	0	0	78
		Inventory (+ or -	8	-8	0	-7	8	-3	1	5	0	0	-3
		% Pending More Than 12 Months	21%	0%	50%	4%	29%	14%	0%	38%	0%	0%	6%

# **TREND OF ALL CASES ILLINOIS DURING 1992**

Family	Juvenile	Probate	Felony	Misde- meanor	Small Claims	Ordin- ance Viola- tions	Traffic Violations	Conser- vation Viola- tions	TOTAL		County	Circuit
35	59	198	52	90	49	-	-	-	607	Pending at Start	Mason	.....8th
89	71	71	107	275	217	9	3465	97	4,701	Filed		
0	0	0	1	0	1	0	0	0	2	Reinstated		
0	0	0	-34	34	0	-	-	-	0	Transferred		
89	71	71	74	309	218	9	3465	97	4,703	Net Added		
91	69	68	80	333	208	9	3351	98	4,620	Disposed Of		
0	0	0	0	0	0	-	-	-	0	Adjustment		
33	61	201	46	66	59	-	-	-	577	Pending at End		
-2	2	3	-6	-24	10	-	-	-	(30)	Inventory (+ or -		
24%	54%	69%	26%	38%	25%	-	-	-	47%	% Pending More Than 12 Months		
9	3	98	27	21	36	-	-	-	258	Pending at Start	Menard	.....8th
56	39	45	36	92	193	7	1332	27	1,962	Filed		
0	0	0	0	0	1	0	0	0	3	Reinstated		
0	0	0	-10	10	0	-	-	-	0	Transferred		
56	39	45	26	102	194	7	1332	27	1,965	Net Added		
44	36	48	36	101	185	6	1353	30	1,964	Disposed Of		
0	0	0	0	0	0	-	-	-	0	Adjustment		
21	6	95	17	22	45	-	-	-	282	Pending at End		
12	3	-3	-10	1	9	-	-	-	24	Inventory (+ or -		
10%	0%	65%	24%	18%	16%	-	-	-	34%	% Pending More Than 12 Months		
26	4	331	89	65	88	-	-	-	768	Pending at Start	Pike	.....8th
72	54	88	142	180	356	39	2640	99	3,945	Filed		
0	0	0	0	0	0	0	0	0	0	Reinstated		
0	0	0	0	0	0	-	-	-	0	Transferred		
72	54	88	142	180	356	39	2640	99	3,945	Net Added		
78	30	53	130	170	355	45	2773	83	3,966	Disposed Of		
0	0	0	0	0	0	-	-	-	0	Adjustment		
20	28	366	101	75	89	-	-	-	870	Pending at End		
-6	24	35	12	10	1	-	-	-	102	Inventory (+ or -		
10%	18%	11%	25%	9%	76%	-	-	-	45%	% Pending More Than 12 Months		
9	9	117	21	58	26	-	-	-	294	Pending at Start	Schuyler	.....8th
18	16	32	29	132	120	6	1332	62	1,845	Filed		
0	0	0	0	0	0	0	0	0	2	Reinstated		
0	0	0	-4	4	0	-	-	-	0	Transferred		
18	16	32	25	136	120	6	1332	62	1,847	Net Added		
22	23	65	29	122	115	4	1273	93	1,841	Disposed Of		
0	0	-1	-2	-2	5	-	-	-	0	Adjustment		
5	2	83	15	70	36	-	-	-	270	Pending at End		
-4	-7	-34	-6	12	10	-	-	-	(24)	Inventory (+ or -		
0%	0%	70%	73%	32%	11%	-	-	-	45%	% Pending More Than 12 Months		
194	139	1618	566	811	1496	-	-	-	6,134	Pending at Start	Circuit Total	.....8th
636	462	576	994	1989	3136	3819	18355	783	33,159	Filed		
0	0	6	7	10	41	0	0	0	82	Reinstated		
0	0	0	-239	239	0	-	-	-	0	Transferred		
636	462	582	762	2238	3177	3819	18355	783	33,241	Net Added		
600	396	578	760	2240	3227	3679	18110	673	32,627	Disposed Of		
6	-1	41	-2	-2	5	-	-	-	48	Adjustment		
236	204	1663	566	807	1451	-	-	-	6,301	Pending at End		
42	65	45	0	-4	-45	-	-	-	167	Inventory (+ or -		
15%	25%	70%	25%	49%	36%	-	-	-	44%	% Pending More Than 12 Months		
33	42	327	102	112	247	-	-	-	1,068	Pending at Start	Fulton	.....9th
286	84	158	228	610	549	310	4643	118	7,585	Filed		
0	0	0	0	0	0	0	0	0	0	Reinstated		
0	0	0	0	0	0	-	-	-	0	Transferred		
286	84	158	228	610	549	310	4643	118	7,585	Net Added		
267	91	91	227	577	562	299	4407	134	7,252	Disposed Of		
0	0	0	0	0	0	-	-	-	(1)	Adjustment		
52	35	394	103	145	234	-	-	-	1,169	Pending at End		
19	-7	67	1	33	-13	-	-	-	101	Inventory (+ or -		
4%	9%	65%	0%	5%	65%	-	-	-	42%	% Pending More Than 12 Months		

# STATISTICAL REPORT ON IN THE CIRCUIT COURT OF

Circuit	County		Law Over \$15,000		Law \$15,000 or Less		Chan- cery	Miscell- aneous Remedy	Eminent Domain	Tax	Municip. Corp.	Mental Health	Dissolu- tion of Marriage
			Jury	Non- Jury	Jury	Non- Jury							
9th.....	Hancock	Pending at Start	13	13	1	43	16	24	2	1	0	1	59
		Filed	6	23	1	49	13	20	0	2	0	1	126
		Reinstated	0	0	0	0	0	0	0	0	0	0	0
		Transferred	5	-5	0	0	0	0	0	0	0	0	0
		Net Added	11	18	1	49	13	20	0	2	0	1	126
		Disposed Of	11	13	0	78	16	38	1	2	0	0	140
		Adjustment	0	0	0	0	0	0	0	0	0	0	0
		Pending at End	13	18	2	14	13	6	1	1	0	2	45
		Inventory (+ or -)	0	5	1	-29	-3	-18	-1	0	0	1	-14
		% Pending More Than 12 Months	46%	28%	50%	7%	38%	33%	100%	0%	0%	0%	13%
9th.....	Henderson	Pending at Start	8	3	0	18	13	4	0	0	0	0	24
		Filed	10	3	1	13	16	12	0	3	0	0	47
		Reinstated	0	0	0	0	0	0	0	0	0	0	0
		Transferred	0	0	0	0	0	0	0	0	0	0	0
		Net Added	10	3	1	13	16	12	0	3	0	0	47
		Disposed Of	8	2	1	17	17	12	0	2	0	0	49
		Adjustment	0	0	0	0	0	0	0	0	0	0	0
		Pending at End	10	4	0	14	12	4	0	1	0	0	22
		Inventory (+ or -)	2	1	0	-4	-1	0	0	1	0	0	-2
		% Pending More Than 12 Months	40%	25%	0%	36%	17%	25%	0%	0%	0%	0%	9%
9th.....	Knox	Pending at Start	71	54	7	281	77	151	4	115	0	59	292
		Filed	73	37	6	317	86	310	0	60	0	9	353
		Reinstated	5	0	0	0	1	26	0	0	0	0	4
		Transferred	9	-8	3	-4	0	0	0	0	0	0	0
		Net Added	87	29	9	313	87	336	0	60	0	9	357
		Disposed Of	61	41	12	390	78	369	4	51	0	1	404
		Adjustment	0	0	2	-2	0	3	0	0	0	0	0
		Pending at End	97	42	6	202	86	121	0	124	0	67	245
		Inventory (+ or -)	26	-12	-1	-79	9	-30	-4	9	0	8	-47
		% Pending More Than 12 Months	32%	67%	33%	61%	48%	41%	0%	91%	0%	88%	46%
9th.....	McDonough	Pending at Start	49	33	3	67	21	63	8	31	0	0	89
		Filed	26	26	0	90	26	46	12	11	0	0	167
		Reinstated	2	1	0	2	0	0	0	0	0	0	0
		Transferred	2	-2	0	0	0	0	0	0	0	0	0
		Net Added	30	25	0	92	26	46	12	11	0	0	167
		Disposed Of	35	27	2	108	24	62	5	9	0	0	195
		Adjustment	0	0	0	0	0	0	0	0	0	0	0
		Pending at End	44	31	1	51	23	47	15	33	0	0	61
		Inventory (+ or -)	-5	-2	-2	-16	2	-16	7	2	0	0	-28
		% Pending More Than 12 Months	57%	48%	100%	29%	39%	62%	27%	85%	0%	0%	33%
9th.....	Warren	Pending at Start	25	12	0	30	15	0	2	10	0	0	46
		Filed	17	21	2	63	17	8	10	14	0	2	131
		Reinstated	0	0	0	0	0	0	0	0	0	0	0
		Transferred	0	0	0	0	0	0	0	0	0	0	0
		Net Added	17	21	2	63	17	8	10	14	0	2	131
		Disposed Of	16	17	1	62	16	1	4	18	0	2	129
		Adjustment	1	-3	0	-4	-1	-2	0	0	0	0	-3
		Pending at End	27	13	1	27	15	5	8	6	0	0	45
		Inventory (+ or -)	2	1	1	-3	0	5	6	-4	0	0	-1
		% Pending More Than 12 Months	41%	31%	0%	30%	40%	0%	0%	67%	0%	0%	20%
9th.....	Circuit Total	Pending at Start	196	134	13	471	158	259	16	165	0	60	591
		Filed	171	151	13	644	193	457	23	124	0	20	1089
		Reinstated	7	1	0	2	1	26	0	0	0	0	4
		Transferred	16	-15	3	-4	0	0	0	0	0	0	0
		Net Added	194	137	16	642	194	483	23	124	0	20	1093
		Disposed Of	161	149	19	774	178	546	14	111	0	11	1185
		Adjustment	0	-3	2	-6	-1	1	0	0	0	0	-3
		Pending at End	229	119	12	333	173	197	25	178	0	69	496
		Inventory (+ or -)	33	-15	-1	-138	15	-62	9	13	0	9	-95
		% Pending More Than 12 Months	37%	45%	42%	46%	40%	43%	20%	84%	0%	86%	31%

# **TREND OF ALL CASES ILLINOIS DURING 1992**

Family	Juvenile	Probate	Felony	Misde- meanor	Small Claims	Ordin- ance Viola- tions	Traffic Violations	Conser- vation Viola- tions	TOTAL		County	Circuit
26	7	304	24	82	126	-	-	-	742	Pending at Start	Hancock	.....9th
57	57	89	113	261	242	2	2061	59	3,182	Filed		
0	0	0	0	0	0	0	0	0	0	Reinstated		
0	0	0	-37	37	0	-	-	-	0	Transferred		
57	57	89	76	298	242	2	2061	59	3,182	Net Added		
62	51	87	78	333	294	1	1868	196	3,269	Disposed Of		
0	0	0	0	0	0	-	-	-	0	Adjustment		
21	13	306	22	47	74	-	-	-	598	Pending at End		
-5	6	2	-2	-35	-52	-	-	-	(144)	Inventory (+ or -		
5%	8%	73%	0%	17%	22%	-	-	-	46%	% Pending More Than 12 Months		
6	8	93	23	87	14	-	-	-	301	Pending at Start	Henderson	.....9th
43	15	42	78	186	38	17	1929	52	2,505	Filed		
0	0	0	0	0	0	0	0	0	0	Reinstated		
0	0	0	0	0	0	-	-	-	0	Transferred		
43	15	42	78	186	38	17	1929	52	2,505	Net Added		
36	14	20	76	223	42	17	1856	47	2,439	Disposed Of		
0	0	0	0	0	0	-	-	-	0	Adjustment		
13	9	115	25	50	10	-	-	-	289	Pending at End		
7	1	22	2	-37	-4	-	-	-	(12)	Inventory (+ or -		
8%	11%	70%	4%	10%	30%	-	-	-	37%	% Pending More Than 12 Months		
157	47	1867	94	174	270	-	-	-	3,720	Pending at Start	Knox	.....9th
334	63	288	283	1024	1215	1186	8152	5	13,801	Filed		
1	0	7	0	0	3	0	0	0	47	Reinstated		
0	0	0	0	0	0	-	-	-	0	Transferred		
335	63	295	283	1024	1218	1186	8152	5	13,848	Net Added		
282	71	595	213	1009	1165	1031	8107	10	13,894	Disposed Of		
0	0	0	0	0	0	-	-	-	3	Adjustment		
210	39	1567	164	189	323	-	-	-	3,482	Pending at End		
53	-8	-300	70	15	53	-	-	-	(238)	Inventory (+ or -		
50%	64%	84%	10%	14%	15%	-	-	-	60%	% Pending More Than 12 Months		
61	32	395	60	448	300	-	-	-	1,660	Pending at Start	McDonough	.....9th
152	38	111	97	669	540	631	3631	69	6,342	Filed		
0	0	0	0	0	0	0	0	0	5	Reinstated		
0	0	0	0	0	0	-	-	-	0	Transferred		
152	38	111	97	669	540	631	3631	69	6,347	Net Added		
153	47	203	97	856	690	567	3532	72	6,684	Disposed Of		
0	0	0	0	0	0	-	-	-	0	Adjustment		
60	23	303	60	261	150	-	-	-	1,163	Pending at End		
-1	-9	-92	0	-187	-150	-	-	-	(497)	Inventory (+ or -		
25%	17%	68%	8%	27%	2%	-	-	-	39%	% Pending More Than 12 Months		
24	39	311	64	98	96	-	-	-	772	Pending at Start	Warren	.....9th
142	88	88	124	613	447	276	3302	30	5,395	Filed		
0	0	0	0	0	0	0	0	0	0	Reinstated		
0	0	0	0	0	0	-	-	-	0	Transferred		
142	88	88	124	613	447	276	3302	30	5,395	Net Added		
133	91	75	121	587	420	244	3334	9	5,280	Disposed Of		
-3	2	-5	-12	-17	6	-	-	-	(41)	Adjustment		
30	38	319	55	107	129	-	-	-	825	Pending at End		
6	-1	8	-9	9	33	-	-	-	53	Inventory (+ or -		
17%	8%	75%	4%	3%	33%	-	-	-	41%	% Pending More Than 12 Months		
307	175	3297	367	1001	1053	-	-	-	8,263	Pending at Start	Circuit Total	.....9th
1014	345	776	923	3363	3031	2422	23718	333	38,810	Filed		
1	0	7	0	0	3	0	0	0	52	Reinstated		
0	0	0	-37	37	0	-	-	-	0	Transferred		
1015	345	783	886	3400	3034	2422	23718	333	38,862	Net Added		
933	365	1071	812	3585	3173	2159	23104	468	38,818	Disposed Of		
-3	2	-5	-12	-17	6	-	-	-	(39)	Adjustment		
386	157	3004	429	799	920	-	-	-	7,526	Pending at End		
79	-18	-293	62	-202	-133	-	-	-	(737)	Inventory (+ or -		
33%	24%	77%	6%	16%	29%	-	-	-	50%	% Pending More Than 12 Months		

# STATISTICAL REPORT ON IN THE CIRCUIT COURT OF

Circuit	County		Law Over \$15,000		Law \$15,000 or Less		Chan- cery	Miscell- aneous Remedy	Eminent Domain	Tax	Municip. Corp.	Mental Health	Dissolu- tion of Marriage
			Jury	Non- Jury	Jury	Non- Jury							
10th.....	Marshall	Pending at Start	25	13	1	23	15	5	0	0	0	0	29
		Filed	16	8	0	30	21	26	0	3	0	0	43
		Reinstated	1	0	0	0	0	0	0	0	0	0	0
		Transferred	0	0	0	0	0	0	0	0	0	0	0
		Net Added	17	8	0	30	21	26	0	3	0	0	43
		Disposed Of	21	15	0	44	22	21	0	3	0	0	49
		Adjustment	0	0	0	0	0	0	0	0	0	0	0
		Pending at End	21	6	1	9	14	10	0	0	0	0	23
		Inventory (+ or -	-4	-7	0	-14	-1	5	0	0	0	0	-6
		% Pending More Than 12 Months	71%	8%	100%	44%	29%	20%	0%	0%	0%	0%	26%
10th.....	Peoria	Pending at Start	948	155	94	1176	259	292	20	282	0	56	937
		Filed	335	225	18	801	224	287	6	52	0	464	915
		Reinstated	2	2	0	3	0	1	0	0	0	2	41
		Transferred	20	-20	10	-10	0	0	0	0	0	0	0
		Net Added	357	207	28	794	224	288	6	52	0	466	956
		Disposed Of	427	125	42	645	123	150	11	37	0	507	1021
		Adjustment	1	1	0	0	0	-1	0	0	0	-1	6
		Pending at End	879	238	80	1325	360	429	15	297	0	14	878
		Inventory (+ or -	-69	83	-14	149	101	137	-5	15	0	-42	-59
		% Pending More Than 12 Months	65%	34%	78%	62%	54%	61%	60%	90%	0%	93%	54%
10th.....	Putnam	Pending at Start	13	4	2	14	13	6	0	7	0	1	28
		Filed	2	4	0	6	8	2	0	5	0	0	17
		Reinstated	0	0	0	0	0	0	0	0	0	0	0
		Transferred	2	-2	0	0	0	0	0	0	0	0	0
		Net Added	4	2	0	6	8	2	0	5	0	0	17
		Disposed Of	4	2	0	7	4	7	0	3	0	0	17
		Adjustment	0	0	0	0	0	0	0	0	0	0	2
		Pending at End	13	4	2	13	17	1	0	9	0	1	30
		Inventory (+ or -	0	0	0	-1	4	-5	0	2	0	0	2
		% Pending More Than 12 Months	77%	50%	100%	86%	53%	100%	0%	78%	0%	100%	77%
10th.....	Stark	Pending at Start	7	1	0	4	5	7	0	5	0	0	15
		Filed	2	1	0	15	9	11	0	5	0	0	37
		Reinstated	0	0	0	0	0	0	0	0	0	0	0
		Transferred	0	0	0	0	0	0	0	0	0	0	0
		Net Added	2	1	0	15	9	11	0	5	0	0	37
		Disposed Of	6	2	0	11	4	14	0	3	0	0	34
		Adjustment	0	0	0	0	0	0	0	0	0	0	0
		Pending at End	3	0	0	8	10	4	0	7	0	0	18
		Inventory (+ or -	-4	-1	0	4	5	-3	0	2	0	0	3
		% Pending More Than 12 Months	67%	0%	0%	13%	20%	75%	0%	43%	0%	0%	28%
10th.....	Tazewell	Pending at Start	331	97	6	100	120	146	26	65	0	0	321
		Filed	175	66	1	556	102	88	2	19	0	8	983
		Reinstated	3	0	0	0	0	0	14	0	0	0	4
		Transferred	9	-9	3	-3	0	0	0	0	0	0	0
		Net Added	187	57	4	553	102	88	16	19	0	8	987
		Disposed Of	178	66	8	557	107	179	26	73	0	7	920
		Adjustment	0	0	0	0	0	0	0	0	0	0	0
		Pending at End	340	88	2	96	115	55	16	11	0	1	388
		Inventory (+ or -	9	-9	-4	-4	-5	-91	-10	-54	0	1	67
		% Pending More Than 12 Months	54%	58%	0%	9%	49%	65%	88%	64%	0%	0%	13%
10th.....	Circuit Total	Pending at Start	1324	270	103	1317	412	456	46	359	0	57	1330
		Filed	530	304	19	1408	364	414	8	84	0	472	1995
		Reinstated	6	2	0	3	0	1	14	0	0	2	45
		Transferred	31	-31	13	-13	0	0	0	0	0	0	0
		Net Added	567	275	32	1398	364	415	22	84	0	474	2040
		Disposed Of	636	210	50	1264	260	371	37	119	0	514	2041
		Adjustment	1	1	0	0	0	-1	0	0	0	-1	8
		Pending at End	1256	336	85	1451	516	499	31	324	0	16	1337
		Inventory (+ or -	-68	66	-18	134	104	43	-15	-35	0	-41	7
		% Pending More Than 12 Months	62%	39%	76%	58%	51%	61%	74%	88%	0%	88%	42%

# **TREND OF ALL CASES ILLINOIS DURING 1992**

Family	Juvenile	Probate	Felony	Misde- meanor	Small Claims	Ordin- ance Viola- tions	Traffic Violations	Conser- vation Viola- tions	TOTAL		County	Circuit
15	12	174	28	51	31	-	-	-	422	Pending at Start	Marshall	.....10th
54	26	61	64	137	125	21	1482	26	2,143	Filed		
0	0	0	0	0	0	0	0	0	1	Reinstated		
0	0	0	0	0	0	-	-	-	0	Transferred		
54	26	61	64	137	125	21	1482	26	2,144	Net Added		
46	28	46	63	141	123	26	1316	15	1,979	Disposed Of		
0	0	0	0	0	0	-	-	-	0	Adjustment		
23	10	189	29	47	33	-	-	-	415	Pending at End		
8	-2	15	1	-4	2	-	-	-	(7)	Inventory (+ or -		
										% Pending More Than 12 Months		
39%	10%	72%	7%	34%	18%	-	-	-	48%	Pending at Start	Peoria	.....10th
3692	753	2647	675	1135	2275	-	-	-	15,396	Filed		
1921	573	742	1152	2817	6397	2341	27776	94	47,140	Reinstated		
5	44	0	4	0	1	0	0	0	105	Transferred		
0	0	0	-97	97	0	-	-	-	0	Net Added		
1926	617	742	1059	2914	6398	2341	27776	94	47,245	Disposed Of		
1122	184	591	1221	2832	5265	2476	32320	69	49,168	Adjustment		
0	0	0	231	328	0	-	-	-	565	Pending at End		
4496	1186	2798	744	1545	3408	-	-	-	18,692	Inventory (+ or -		
804	433	151	69	410	1133	-	-	-	3,296	% Pending More Than 12 Months		
										Pending at Start	Putnam	.....10th
77%	57%	76%	36%	39%	8%	-	-	-	54%	Filed		
11	6	74	5	8	31	-	-	-	223	Reinstated		
18	6	29	23	37	49	98	988	140	1,432	Transferred		
0	0	0	0	0	0	0	0	0	0	Net Added		
0	0	0	0	0	0	-	-	-	0	Disposed Of		
18	6	29	23	37	49	98	988	140	1,432	Adjustment		
8	4	14	18	34	27	1	913	42	1,105	Pending at End		
0	0	0	2	0	0	-	-	-	4	Inventory (+ or -		
21	8	89	12	11	53	-	-	-	284	% Pending More Than 12 Months		
10	2	15	7	3	22	-	-	-	61	Pending at Start	Stark	.....10th
										Filed		
55%	50%	67%	8%	0%	53%	-	-	-	60%	Reinstated		
8	16	109	7	48	17	-	-	-	249	Transferred		
22	29	31	19	77	41	21	409	15	744	Net Added		
0	0	0	0	0	0	0	0	0	0	Disposed Of		
0	0	0	-3	3	0	-	-	-	0	Adjustment		
22	29	31	16	80	41	21	409	15	744	Pending at End		
19	35	49	10	81	44	17	391	8	728	Inventory (+ or -		
0	0	0	0	0	0	-	-	-	0	% Pending More Than 12 Months		
11	10	91	13	47	14	-	-	-	236	Pending at Start	Tazewell	.....10th
3	-6	-18	6	-1	-3	-	-	-	(13)	Filed		
										Reinstated		
18%	80%	71%	23%	47%	14%	-	-	-	50%	Transferred		
128	218	2334	193	314	269	-	-	-	4,668	Net Added		
768	220	410	511	1042	1440	1306	21056	71	28,824	Disposed Of		
0	0	0	13	0	4	0	0	0	38	Adjustment		
0	0	0	0	0	0	-	-	-	0	Pending at End		
768	220	410	524	1042	1444	1306	21056	71	28,862	Inventory (+ or -		
729	348	1516	465	978	1427	1344	20661	86	29,675	% Pending More Than 12 Months		
0	0	0	0	0	0	-	-	-	0	Pending at Start	Circuit Total	.....10th
167	90	1228	252	378	286	-	-	-	3,513	Filed		
39	-128	-1106	59	64	17	-	-	-	(1,155)	Reinstated		
										Transferred		
23%	27%	79%	6%	18%	5%	-	-	-	44%	Net Added		
3854	1005	5338	908	1556	2623	-	-	-	20,958	Disposed Of		
2783	854	1273	1769	4110	8052	3787	51711	346	80,283	Adjustment		
5	44	0	17	0	5	2	562	0	708	Pending at End		
0	0	0	-100	100	0	-	-	-	0	Inventory (+ or -		
2788	898	1273	1686	4210	8057	3789	52273	346	80,991	% Pending More Than 12 Months		
1924	599	2216	1777	4066	6886	3864	55601	220	82,655	Pending at Start		
0	0	0	233	328	0	-	-	-	569	Filed		
4718	1304	4395	1050	2028	3794	-	-	-	23,140	Reinstated		
864	299	-943	142	472	1171	-	-	-	2,182	Transferred		
										Net Added		
75%	55%	76%	27%	35%	8%	-	-	-	53%	Disposed Of		

# STATISTICAL REPORT ON IN THE CIRCUIT COURT OF

Circuit	County		Law Over \$15,000		Law \$15,000 or Less		Chan- cery	Miscell- aneous Remedy	Eminent Domain	Tax	Municip. Corp.	Mental Health	Dissolu- tion of Marriage
			Jury	Non- Jury	Jury	Non- Jury							
11th.....	Ford	Pending at Start	21	28	1	35	32	2	0	6	0	0	44
		Filed	19	14	1	36	7	31	2	9	1	1	71
		Reinstated	0	0	0	0	0	0	0	0	0	0	0
		Transferred	0	0	0	0	0	0	0	0	0	0	0
		Net Added	19	14	1	36	7	31	2	9	1	1	71
		Disposed Of	11	14	0	28	6	12	0	5	1	1	56
		Adjustment	-1	1	0	0	0	0	0	0	0	0	0
		Pending at End	28	29	2	43	33	21	2	10	0	0	59
		Inventory (+ or -	7	1	1	8	1	19	2	4	0	0	15
		% Pending More Than 12 Months	43%	62%	50%	70%	88%	10%	0%	60%	0%	0%	36%
11th.....	Livingston	Pending at Start	85	35	11	63	105	53	0	8	1	6	192
		Filed	28	19	1	186	51	69	1	11	0	3	236
		Reinstated	2	1	1	14	0	0	0	0	0	0	2
		Transferred	0	0	2	-2	0	0	0	0	0	0	0
		Net Added	30	20	4	198	51	69	1	11	0	3	238
		Disposed Of	51	17	8	211	70	60	1	8	1	9	202
		Adjustment	0	0	0	0	0	0	0	0	0	0	0
		Pending at End	64	38	7	50	86	62	0	11	0	0	228
		Inventory (+ or -	-21	3	-4	-13	-19	9	0	3	-1	-6	36
		% Pending More Than 12 Months	63%	50%	86%	42%	55%	48%	0%	91%	0%	0%	54%
11th.....	Logan	Pending at Start	56	18	0	42	53	23	4	6	0	3	118
		Filed	33	17	1	136	29	54	0	8	0	5	184
		Reinstated	0	0	0	0	0	0	0	0	0	0	0
		Transferred	0	0	0	0	0	0	0	0	0	0	0
		Net Added	33	17	1	136	29	54	0	8	0	5	184
		Disposed Of	36	14	1	133	39	57	2	4	0	6	197
		Adjustment	0	0	0	0	0	0	0	0	0	0	0
		Pending at End	53	21	0	45	43	20	2	10	0	2	105
		Inventory (+ or -	-3	3	0	3	-10	-3	-2	4	0	-1	-13
		% Pending More Than 12 Months	58%	38%	0%	58%	60%	45%	100%	60%	0%	0%	30%
11th.....	McLean	Pending at Start	430	126	38	220	239	89	10	0	3	0	259
		Filed	225	109	9	631	91	171	10	2	0	6	667
		Reinstated	31	26	0	173	0	6	0	0	0	1	8
		Transferred	15	-14	15	-16	0	0	0	0	0	0	0
		Net Added	271	121	24	788	91	177	10	2	0	7	675
		Disposed Of	272	110	26	662	115	147	2	2	1	7	636
		Adjustment	0	0	0	0	0	-3	1	0	0	0	0
		Pending at End	429	137	36	346	215	116	19	0	2	0	298
		Inventory (+ or -	-1	11	-2	126	-24	27	9	0	-1	0	39
		% Pending More Than 12 Months	51%	52%	50%	39%	69%	50%	47%	0%	100%	0%	12%
11th.....	Woodford	Pending at Start	49	8	0	25	10	6	1	5	3	0	57
		Filed	22	20	2	61	19	15	0	2	5	0	124
		Reinstated	0	1	0	0	0	0	0	0	0	0	0
		Transferred	0	0	1	-1	0	0	0	0	0	0	0
		Net Added	22	21	3	60	19	15	0	2	5	0	124
		Disposed Of	38	17	2	66	17	14	0	5	4	0	116
		Adjustment	0	0	0	0	0	0	0	0	0	0	0
		Pending at End	33	12	1	19	12	7	1	2	4	0	65
		Inventory (+ or -	-16	4	1	-6	2	1	0	-3	1	0	8
		% Pending More Than 12 Months	39%	17%	100%	5%	25%	0%	100%	50%	0%	0%	18%
11th.....	Circuit Total	Pending at Start	641	215	50	385	439	173	15	25	7	9	670
		Filed	327	179	14	1050	197	340	13	32	6	15	1282
		Reinstated	33	28	1	187	0	6	0	0	0	1	10
		Transferred	15	-14	18	-19	0	0	0	0	0	0	0
		Net Added	375	193	33	1218	197	346	13	32	6	16	1292
		Disposed Of	408	172	37	1100	247	290	5	24	7	23	1207
		Adjustment	-1	1	0	0	0	-3	1	0	0	0	0
		Pending at End	607	237	46	503	389	226	24	33	6	2	755
		Inventory (+ or -	-34	22	-4	118	-50	53	9	8	-1	-7	85
		% Pending More Than 12 Months	52%	50%	57%	42%	65%	44%	50%	70%	33%	0%	30%

# **TREND OF ALL CASES ILLINOIS DURING 1992**

Family	Juvenile	Probate	Felony	Misdemeanor	Small Claims	Ordinance Violations	Traffic Violations	Conservation Violations	TOTAL		County	Circuit
23	17	229	35	116	36	-	-	-	625	Pending at Start	Ford	.....11th
33	33	69	75	173	135	57	2219	23	3,009	Filed		
0	0	0	1	0	0	0	0	0	1	Reinstated		
0	0	0	0	0	0	-	-	-	0	Transferred		
33	33	69	76	173	135	57	2219	23	3,010	Net Added		
24	28	56	79	154	102	49	2367	21	3,014	Disposed Of		
0	0	0	0	0	0	-	-	-	0	Adjustment		
32	22	242	32	135	69	-	-	-	759	Pending at End		
9	5	13	-3	19	33	-	-	-	134	Inventory (+ or -		
										% Pending More Than 12 Months		
44%	41%	74%	3%	46%	28%	-	-	-	53%		Livingston	.....11th
93	52	849	129	330	98	-	-	-	2,110	Pending at Start		
202	136	205	227	746	967	277	7132	106	10,603	Filed		
0	0	2	9	0	45	0	0	0	76	Reinstated		
0	0	0	0	0	0	-	-	-	0	Transferred		
202	136	207	236	746	1012	277	7132	106	10,679	Net Added		
191	112	175	251	711	1000	240	6806	60	10,184	Disposed Of		
0	0	0	0	0	0	-	-	-	0	Adjustment		
104	76	881	114	365	110	-	-	-	2,196	Pending at End		
11	24	32	-15	35	12	-	-	-	86	Inventory (+ or -		
										% Pending More Than 12 Months	Logan	.....11th
28%	14%	79%	14%	39%	1%	-	-	-	54%			
56	72	1030	74	77	277	-	-	-	1,909	Pending at Start		
220	126	133	171	430	626	131	6351	21	8,676	Filed		
0	0	0	0	0	0	0	0	0	0	Reinstated		
0	0	0	0	0	0	-	-	-	0	Transferred		
220	126	133	171	430	626	131	6351	21	8,676	Net Added		
204	113	175	179	394	635	109	6064	30	8,392	Disposed Of		
0	0	0	0	0	0	-	-	-	0	Adjustment		
72	85	988	66	113	268	-	-	-	1,893	Pending at End		
16	13	-42	-8	36	-9	-	-	-	(16)	Inventory (+ or -		
										% Pending More Than 12 Months	McLean	.....11th
31%	42%	88%	6%	6%	62%	-	-	-	66%			
313	94	1164	645	1383	644	-	-	-	5,657	Pending at Start		
579	243	330	1093	2471	3341	1834	36134	94	48,040	Filed		
2	0	2	38	102	481	2	562	0	1,434	Reinstated		
0	0	0	-138	138	0	-	-	-	0	Transferred		
581	243	332	993	2711	3822	1836	36696	94	49,474	Net Added		
689	237	362	927	2479	3502	883	37940	107	49,106	Disposed Of		
0	0	14	0	0	0	-	-	-	12	Adjustment		
205	100	1148	711	1615	964	-	-	-	6,341	Pending at End		
-108	6	-16	66	232	320	-	-	-	684	Inventory (+ or -		
										% Pending More Than 12 Months	Woodford	.....11th
19%	11%	76%	10%	22%	26%	-	-	-	36%			
22	30	208	59	106	58	-	-	-	647	Pending at Start		
146	53	114	133	380	191	20	5596	27	6,930	Filed		
0	0	0	0	0	0	0	0	0	1	Reinstated		
0	0	0	0	0	0	-	-	-	0	Transferred		
146	53	114	133	380	191	20	5596	27	6,931	Net Added		
131	46	134	139	389	197	20	5027	25	6,387	Disposed Of		
0	0	0	-1	0	0	-	-	-	(1)	Adjustment		
37	37	188	52	97	52	-	-	-	619	Pending at End		
15	7	-20	-7	-9	-6	-	-	-	(28)	Inventory (+ or -		
										% Pending More Than 12 Months	Circuit Total	.....11th
22%	30%	59%	6%	5%	10%	-	-	-	28%			
507	265	3480	942	2012	1113	-	-	-	10,948	Pending at Start		
1180	591	851	1699	4200	5260	2319	57432	271	77,258	Filed		
2	0	4	48	102	526	2	562	0	1,512	Reinstated		
0	0	0	-138	138	0	-	-	-	0	Transferred		
1182	591	855	1609	4440	5786	2321	57994	271	78,770	Net Added		
1239	536	902	1575	4127	5436	1301	58204	243	77,083	Disposed Of		
0	0	14	-1	0	0	-	-	-	11	Adjustment		
450	320	3447	975	2325	1463	-	-	-	11,808	Pending at End		
-57	55	-33	33	313	350	-	-	-	860	Inventory (+ or -		
										% Pending More Than 12 Months		
25%	24%	79%	10%	24%	30%	-	-	-	45%			

# STATISTICAL REPORT ON IN THE CIRCUIT COURT OF

Circuit	County		Law Over \$15,000		Law \$15,000 or Less		Chan- cery	Miscell- aneous Remedy	Eminent Domain	Tax	Municip. Corp.	Mental Health	Dissolu- tion of Marriage
			Jury	Non- Jury	Jury	Non- Jury							
12th.....	Will	Pending at Start	844	853	8	678	977	1116	110	345	14	25	1370
		Filed	488	483	13	3194	729	2608	15	255	3	141	1527
		Reinstated	97	1	6	121	1	9	0	0	0	0	22
		Transferred	77	-77	111	-111	0	0	0	0	0	0	0
		Net Added	662	407	130	3204	730	2617	15	255	3	141	1549
		Disposed Of	641	172	40	3349	580	2370	35	127	2	102	1530
		Adjustment	392	-579	-3	101	-199	-145	-7	-78	-1	-8	-445
		Pending at End	1257	509	95	634	928	1218	83	395	14	56	944
		Inventory (+ or -)	413	-344	87	-44	-49	102	-27	50	0	31	-426
		% Pending More Than 12 Months	51%	59%	40%	48%	52%	75%	82%	59%	79%	61%	13%
12th.....	Circuit Total	Pending at Start	844	853	8	678	977	1116	110	345	14	25	1370
		Filed	488	483	13	3194	729	2608	15	255	3	141	1527
		Reinstated	97	1	6	121	1	9	0	0	0	0	22
		Transferred	77	-77	111	-111	0	0	0	0	0	0	0
		Net Added	662	407	130	3204	730	2617	15	255	3	141	1549
		Disposed Of	641	172	40	3349	580	2370	35	127	2	102	1530
		Adjustment	392	-579	-3	101	-199	-145	-7	-78	-1	-8	-445
		Pending at End	1257	509	95	634	928	1218	83	395	14	56	944
		Inventory (+ or -)	413	-344	87	-44	-49	102	-27	50	0	31	-426
		% Pending More Than 12 Months	51%	59%	40%	48%	52%	75%	82%	59%	79%	61%	13%
13th.....	Bureau	Pending at Start	82	20	2	27	20	24	3	6	0	0	89
		Filed	35	27	1	139	56	47	3	24	1	0	186
		Reinstated	5	2	0	4	5	1	5	0	0	0	10
		Transferred	0	0	2	-2	0	0	0	0	0	0	0
		Net Added	40	29	3	141	61	48	8	24	1	0	196
		Disposed Of	51	29	4	143	56	54	7	13	1	0	199
		Adjustment	0	0	1	-1	0	0	0	0	0	0	0
		Pending at End	71	20	2	24	25	18	4	17	0	0	86
		Inventory (+ or -)	-11	0	0	-3	5	-6	1	11	0	0	-3
		% Pending More Than 12 Months	56%	25%	50%	4%	32%	39%	50%	35%	0%	0%	28%
13th.....	Grundy	Pending at Start	98	45	5	53	51	31	3	8	1	0	88
		Filed	48	42	0	119	23	36	0	9	0	3	216
		Reinstated	0	0	0	1	0	0	0	0	0	0	0
		Transferred	0	0	0	0	0	0	0	0	0	0	0
		Net Added	48	42	0	120	23	36	0	9	0	3	216
		Disposed Of	48	26	4	122	26	43	3	4	1	3	228
		Adjustment	16	-17	2	-1	1	-2	0	0	0	0	-3
		Pending at End	114	44	3	50	49	22	0	13	0	0	73
		Inventory (+ or -)	16	-1	-2	-3	-2	-9	-3	5	-1	0	-15
		% Pending More Than 12 Months	55%	39%	50%	35%	76%	68%	0%	62%	0%	0%	23%
13th.....	LaSalle	Pending at Start	545	69	15	149	125	62	12	22	0	0	228
		Filed	269	91	13	636	136	231	0	24	0	11	712
		Reinstated	2	2	0	17	3	3	0	0	0	1	10
		Transferred	3	-3	1	-1	0	0	0	0	0	0	0
		Net Added	274	90	14	652	139	234	0	24	0	12	722
		Disposed Of	254	72	17	640	121	222	4	35	0	11	744
		Adjustment	2	-1	2	0	0	0	0	0	0	0	0
		Pending at End	567	86	14	161	143	74	8	11	0	1	206
		Inventory (+ or -)	22	17	-1	12	18	12	-4	-11	0	1	-22
		% Pending More Than 12 Months	59%	30%	47%	15%	33%	34%	100%	36%	0%	0%	25%
13th.....	Circuit Total	Pending at Start	725	134	22	229	196	117	18	36	1	0	405
		Filed	352	160	14	894	215	314	3	57	1	14	1114
		Reinstated	7	4	0	22	8	4	5	0	0	1	20
		Transferred	3	-3	3	-3	0	0	0	0	0	0	0
		Net Added	362	161	17	913	223	318	8	57	1	15	1134
		Disposed Of	353	127	25	905	203	319	14	52	2	14	1171
		Adjustment	18	-18	5	-2	1	-2	0	0	0	0	-3
		Pending at End	752	150	19	235	217	114	12	41	0	1	365
		Inventory (+ or -)	27	16	-3	6	21	-3	-6	5	-1	1	-40
		% Pending More Than 12 Months	58%	31%	48%	18%	42%	41%	83%	44%	0%	0%	26%

# **TREND OF ALL CASES ILLINOIS DURING 1992**

Family	Juvenile	Probate	Felony	Misde- meanor	Small Claims	Ordin- ance Viola- tions	Traffic Violations	Conser- vation Viola- tions	TOTAL		County	Circuit
1289	564	3251	953	1836	1313	-	-	-	15,546	Pending at Start	Will	.....12th
1178	499	630	1751	3206	4712	9336	81956	373	113,097	Filed		
3	36	8	214	310	147	26	849	0	1,850	Reinstated		
0	0	0	0	0	0	-	-	-	0	Transferred		
1181	535	638	1965	3516	4859	9362	82805	373	114,947	Net Added		
827	449	316	1761	2821	5085	8642	103422	443	132,714	Disposed Of		
-111	132	-106	203	-857	0	-	-	-	(1,711)	Adjustment		
1532	782	3467	1360	1674	1087	-	-	-	16,035	Pending at End		
243	218	216	407	-162	-226	-	-	-	489	Inventory (+ or -		
66%	45%	83%	28%	29%	51%	-	-	-	55%	% Pending More Than 12 Months		
1289	564	3251	953	1836	1313	-	-	-	15,546	Pending at Start	Circuit Total	.....12th
1178	499	630	1751	3206	4712	9336	81956	373	113,097	Filed		
3	36	8	214	310	147	26	849	0	1,850	Reinstated		
0	0	0	0	0	0	-	-	-	0	Transferred		
1181	535	638	1965	3516	4859	9362	82805	373	114,947	Net Added		
827	449	316	1761	2821	5085	8642	103422	443	132,714	Disposed Of		
-111	132	-106	203	-857	0	-	-	-	(1,711)	Adjustment		
1532	782	3467	1360	1674	1087	-	-	-	16,035	Pending at End		
243	218	216	407	-162	-226	-	-	-	489	Inventory (+ or -		
66%	45%	83%	28%	29%	51%	-	-	-	55%	% Pending More Than 12 Months		
21	29	566	30	159	152	-	-	-	1,230	Pending at Start	Bureau	.....13th
98	142	138	110	831	815	187	7751	31	10,622	Filed		
1	11	1	4	12	2	0	5	10	78	Reinstated		
0	0	0	-3	3	0	-	-	-	0	Transferred		
99	153	139	111	846	817	187	7756	41	10,700	Net Added		
84	133	149	103	868	811	160	7117	47	10,029	Disposed Of		
0	0	0	0	-2	0	-	-	-	(2)	Adjustment		
36	49	556	38	135	158	-	-	-	1,239	Pending at End		
15	20	-10	8	-24	6	-	-	-	9	Inventory (+ or -		
8%	0%	78%	3%	4%	0%	-	-	-	43%	% Pending More Than 12 Months		
31	64	281	78	386	121	-	-	-	1,344	Pending at Start	Grundy	.....13th
134	96	94	109	984	291	65	10612	107	12,988	Filed		
0	0	2	0	0	1	0	0	0	4	Reinstated		
0	0	0	0	0	0	-	-	-	0	Transferred		
134	96	96	109	984	292	65	10612	107	12,992	Net Added		
135	109	99	97	916	291	89	10572	111	12,927	Disposed Of		
1	-3	3	1	-34	-1	-	-	-	(37)	Adjustment		
31	48	281	91	420	121	-	-	-	1,360	Pending at End		
0	-16	0	13	34	0	-	-	-	16	Inventory (+ or -		
30%	10%	73%	19%	29%	40%	-	-	-	44%	% Pending More Than 12 Months		
120	141	1717	161	337	510	-	-	-	4,213	Pending at Start	LaSalle	.....13th
511	361	372	535	1942	2351	1696	18639	404	28,934	Filed		
6	0	14	13	61	44	0	0	0	176	Reinstated		
0	0	0	0	0	0	-	-	-	0	Transferred		
517	361	386	548	2003	2395	1696	18639	404	29,110	Net Added		
512	324	503	479	1942	2534	1715	19033	372	29,534	Disposed Of		
0	0	0	0	0	0	-	-	-	3	Adjustment		
125	178	1600	230	398	371	-	-	-	4,173	Pending at End		
5	37	-117	69	61	-139	-	-	-	(40)	Inventory (+ or -		
10%	7%	79%	4%	6%	4%	-	-	-	45%	% Pending More Than 12 Months		
172	234	2564	269	882	783	-	-	-	6,787	Pending at Start	Circuit Total	.....13th
743	599	604	754	3757	3457	1948	37002	542	52,544	Filed		
7	11	17	17	73	47	0	5	10	258	Reinstated		
0	0	0	-3	3	0	-	-	-	0	Transferred		
750	610	621	768	3833	3504	1948	37007	552	52,802	Net Added		
731	566	751	679	3726	3636	1964	36722	530	52,490	Disposed Of		
1	-3	3	1	-36	-1	-	-	-	(36)	Adjustment		
192	275	2437	359	953	650	-	-	-	6,772	Pending at End		
20	41	-127	90	71	-133	-	-	-	(15)	Inventory (+ or -		
13%	7%	78%	7%	14%	10%	-	-	-	44%	% Pending More Than 12 Months		

# STATISTICAL REPORT ON IN THE CIRCUIT COURT OF

Circuit	County		Law Over \$15,000		Law \$15,000 or Less		Chan- cery	Miscell- aneous Remedy	Eminent Domain	Tax	Municip. Corp.	Mental Health	Dissolu- tion of Marriage
			July	Non- July	July	Non- July							
14th.....	Henry	Pending at Start	71	51	13	200	33	40	6	27	0	0	97
		Filed	19	66	14	142	43	141	1	6	0	2	267
		Reinstated	0	0	0	0	1	0	0	0	0	0	0
		Transferred	0	0	0	0	0	0	0	0	0	0	0
		Net Added	19	66	14	142	44	141	1	6	0	2	267
		Disposed Of	35	41	6	247	43	142	5	7	0	2	263
		Adjustment	-1	0	0	0	0	0	0	0	0	0	0
		Pending at End	54	76	21	95	34	39	2	26	0	0	101
		Inventory (+ or -)	-17	25	8	-105	1	-1	-4	-1	0	0	4
		% Pending More Than 12 Months	72%	43%	90%	61%	44%	23%	100%	96%	0%	0%	12%
14th.....	Mercer	Pending at Start	26	11	0	21	14	3	1	10	0	0	52
		Filed	5	16	0	45	17	27	0	14	0	4	86
		Reinstated	0	0	0	0	0	0	0	0	0	0	0
		Transferred	2	-2	0	0	0	0	0	0	0	0	0
		Net Added	7	14	0	45	17	27	0	14	0	4	86
		Disposed Of	9	8	0	31	24	20	0	21	0	4	76
		Adjustment	0	-1	0	-4	10	-1	0	8	0	0	-20
		Pending at End	24	16	0	31	17	9	1	11	0	0	42
		Inventory (+ or -)	-2	5	0	10	3	6	0	1	0	0	-10
		% Pending More Than 12 Months	65%	38%	0%	26%	41%	11%	100%	45%	0%	0%	33%
14th.....	Rock Island	Pending at Start	453	162	24	434	228	267	71	219	0	3	596
		Filed	260	120	14	1024	173	257	25	87	0	0	1023
		Reinstated	3	0	0	1	2	0	0	0	0	0	11
		Transferred	11	-11	5	-5	0	0	0	0	0	0	0
		Net Added	274	109	19	1020	175	257	25	87	0	0	1034
		Disposed Of	264	97	16	1036	231	356	61	82	0	0	1104
		Adjustment	0	0	0	0	0	0	0	0	0	0	0
		Pending at End	463	174	27	418	172	168	35	224	0	3	526
		Inventory (+ or -)	10	12	3	-16	-56	-99	-36	5	0	0	-70
		% Pending More Than 12 Months	55%	51%	48%	25%	34%	39%	66%	83%	0%	100%	22%
14th.....	Whiteside	Pending at Start	130	42	5	178	69	54	9	11	0	0	227
		Filed	62	58	2	417	61	125	10	16	0	6	392
		Reinstated	0	0	0	0	0	0	0	0	0	0	0
		Transferred	0	0	0	0	0	0	0	0	0	0	0
		Net Added	62	58	2	417	61	125	10	16	0	6	392
		Disposed Of	57	57	2	388	49	116	5	13	0	6	366
		Adjustment	0	0	0	1	0	0	0	0	0	0	0
		Pending at End	135	43	5	208	81	63	14	14	0	0	253
		Inventory (+ or -)	5	1	0	30	12	9	5	3	0	0	26
		% Pending More Than 12 Months	64%	55%	20%	38%	42%	32%	50%	29%	0%	0%	22%
14th.....	Circuit Total	Pending at Start	680	266	42	833	344	364	87	267	0	3	972
		Filed	346	260	30	1628	294	550	36	123	0	12	1768
		Reinstated	3	0	0	1	3	0	0	0	0	0	11
		Transferred	13	-13	5	-5	0	0	0	0	0	0	0
		Net Added	362	247	35	1624	297	550	36	123	0	12	1779
		Disposed Of	365	203	24	1702	347	634	71	123	0	12	1809
		Adjustment	-1	-1	0	-3	10	-1	0	8	0	0	-20
		Pending at End	676	309	53	752	304	279	52	275	0	3	922
		Inventory (+ or -)	-4	43	11	-81	-40	-85	-35	8	0	0	-50
		% Pending More Than 12 Months	59%	50%	62%	32%	37%	35%	63%	82%	0%	100%	22%
15th.....	Carroll	Pending at Start	13	35	3	52	34	33	2	15	0	5	49
		Filed	9	10	0	44	14	29	0	23	0	1	75
		Reinstated	0	0	0	0	0	0	0	0	0	0	0
		Transferred	0	0	0	0	0	0	0	0	0	0	0
		Net Added	9	10	0	44	14	29	0	23	0	1	75
		Disposed Of	7	26	0	56	32	38	0	13	0	1	84
		Adjustment	0	0	0	0	0	0	0	0	0	0	0
		Pending at End	15	19	3	40	16	24	2	25	0	5	40
		Inventory (+ or -)	2	-16	0	-12	-18	-9	0	10	0	0	-9
		% Pending More Than 12 Months	53%	63%	100%	58%	50%	46%	100%	48%	0%	100%	28%

# **TREND OF ALL CASES ILLINOIS DURING 1992**

Family	Juvenile	Probate	Felony	Misde- meanor	Small Claims	Ordin- ance Viola- tions	Traffic Violations	Conser- vation Viola- tions	TOTAL		County	Circuit
111	30	753	208	323	232	-	-	-	2,195	Pending at Start	Henry	.....14th
193	89	201	352	858	679	392	10403	51	13,959	Filed		
0	0	0	0	0	0	0	0	0	1	Reinstated		
0	0	0	0	0	0	-	-	-	0	Transferred		
193	89	201	352	858	679	392	10403	51	13,960	Net Added		
153	93	205	257	838	744	430	9875	55	13,476	Disposed Of		
0	0	0	0	0	0	-	-	-	(1)	Adjustment		
146	26	749	273	383	167	-	-	-	2,192	Pending at End		
35	-4	-4	65	60	-65	-	-	-	(3)	Inventory (+ or -		
60%	35%	27%	53%	21%	79%	-	-	-	55%	% Pending More Than 12 Months		
14	19	236	28	72	81	-	-	-	588	Pending at Start	Mercer	.....14th
115	14	80	105	287	311	55	1847	39	3,067	Filed		
0	0	0	0	0	0	0	0	0	0	Reinstated		
0	0	0	-14	14	0	-	-	-	0	Transferred		
115	14	80	91	301	311	55	1847	39	3,067	Net Added		
75	15	62	58	277	225	48	1761	50	2,764	Disposed Of		
-23	-1	-45	-9	-11	-31	-	-	-	(128)	Adjustment		
31	17	209	52	85	136	-	-	-	681	Pending at End		
17	-2	-27	24	13	55	-	-	-	93	Inventory (+ or -		
16%	59%	70%	13%	54%	42%	-	-	-	48%	% Pending More Than 12 Months		
722	64	2807	664	1389	1040	-	-	-	9,143	Pending at Start	Rock Island	.....14th
1105	217	536	1000	2490	3439	6728	32828	132	51,458	Filed		
0	0	0	2	0	25	0	0	0	44	Reinstated		
0	0	0	-90	90	0	-	-	-	0	Transferred		
1105	217	536	912	2580	3464	6728	32828	132	51,502	Net Added		
892	191	488	965	2676	3742	2824	33183	121	48,329	Disposed Of		
0	0	0	0	100	0	-	-	-	100	Adjustment		
935	90	2855	611	1393	762	-	-	-	8,856	Pending at End		
213	26	48	-53	4	-278	-	-	-	(287)	Inventory (+ or -		
77%	12%	84%	37%	52%	6%	-	-	-	58%	% Pending More Than 12 Months		
115	20	878	46	571	517	-	-	-	2,872	Pending at Start	Whiteside	.....14th
246	140	223	385	1082	1847	195	10606	88	15,961	Filed		
0	0	0	0	0	0	0	0	0	0	Reinstated		
0	0	0	0	0	0	-	-	-	0	Transferred		
246	140	223	385	1082	1847	195	10606	88	15,961	Net Added		
227	137	220	392	1136	1784	220	10328	77	15,580	Disposed Of		
0	0	0	0	0	0	-	-	-	1	Adjustment		
134	23	881	39	517	580	-	-	-	2,990	Pending at End		
19	3	3	-7	-54	63	-	-	-	118	Inventory (+ or -		
56%	29%	75%	32%	69%	11%	-	-	-	54%	% Pending More Than 12 Months		
962	133	4674	946	2355	1870	-	-	-	14,798	Pending at Start	Circuit Total	.....14th
1659	460	1040	1842	4757	6276	7370	55684	310	84,445	Filed		
0	0	0	2	0	25	0	0	0	45	Reinstated		
0	0	0	-104	104	0	-	-	-	0	Transferred		
1659	460	1040	1740	4861	6301	7370	55684	310	84,490	Net Added		
1352	436	975	1702	4927	6495	3522	55147	303	80,149	Disposed Of		
-23	-1	-45	-9	89	-31	-	-	-	(28)	Adjustment		
1246	156	4694	975	2378	1645	-	-	-	14,719	Pending at End		
284	23	20	29	23	-225	-	-	-	(79)	Inventory (+ or -		
73%	23%	81%	33%	56%	13%	-	-	-	57%	% Pending More Than 12 Months		
90	24	194	39	156	93	-	-	-	837	Pending at Start	Carroll	.....15th
54	62	88	119	257	133	10	2273	92	3,293	Filed		
0	0	0	0	0	0	0	0	0	0	Reinstated		
0	0	0	0	0	0	-	-	-	0	Transferred		
54	62	88	119	257	133	10	2273	92	3,293	Net Added		
101	60	56	115	312	121	24	2825	100	3,971	Disposed Of		
0	0	0	0	0	0	-	-	-	0	Adjustment		
43	26	226	43	101	105	-	-	-	733	Pending at End		
-47	2	32	4	-55	12	-	-	-	(104)	Inventory (+ or -		
47%	12%	67%	14%	48%	69%	-	-	-	54%	% Pending More Than 12 Months		

# STATISTICAL REPORT ON IN THE CIRCUIT COURT OF

Circuit	County		Law Over \$15,000		Law \$15,000 or Less		Chan- cery	Miscell- aneous Remedy	Eminent Domain	Tax	Municip. Corp.	Mental Health	Dissolu- tion of Marriage
			Jury	Non- Jury	Jury	Non- Jury							
15th.....	JoDavies	Pending at Start	31	38	3	44	64	55	7	21	0	0	58
		Filed	17	29	1	71	58	95	0	35	0	0	99
		Reinstated	0	2	0	2	1	0	0	0	0	0	0
		Transferred	0	0	0	0	0	0	0	0	0	0	0
		Net Added	17	31	1	73	59	95	0	35	0	0	99
		Disposed Of	11	29	2	78	63	118	4	38	0	0	111
		Adjustment	0	0	0	0	0	0	0	0	0	0	0
		Pending at End	37	40	2	39	60	32	3	18	0	0	46
		Inventory (+ or -)	6	2	-1	-5	-4	-23	-4	-3	0	0	-12
		% Pending More Than 12 Months	54%	48%	100%	41%	32%	13%	100%	11%	0%	0%	30%
15th.....	Lee	Pending at Start	79	36	2	85	54	50	7	3	1	6	68
		Filed	38	35	1	144	38	85	11	1	0	19	272
		Reinstated	2	1	0	3	0	0	0	0	0	0	1
		Transferred	0	0	1	0	0	0	0	0	0	0	0
		Net Added	40	36	2	147	38	85	11	1	0	19	273
		Disposed Of	54	25	2	153	35	68	11	1	0	23	231
		Adjustment	8	-14	1	0	-13	-18	-2	0	0	-2	3
		Pending at End	73	33	3	79	44	49	5	3	1	0	113
		Inventory (+ or -)	-6	-3	1	-6	-10	-1	-2	0	0	-6	45
		% Pending More Than 12 Months	51%	45%	33%	46%	45%	45%	0%	100%	100%	0%	23%
15th.....	Ogle	Pending at Start	61	31	1	93	42	23	0	75	1	0	89
		Filed	31	24	1	170	45	87	2	74	0	0	238
		Reinstated	2	1	0	3	0	1	0	0	0	0	1
		Transferred	1	-1	0	0	0	0	0	0	0	0	0
		Net Added	34	24	1	173	45	88	2	74	0	0	239
		Disposed Of	31	25	0	178	43	85	0	92	0	0	211
		Adjustment	0	0	0	0	0	0	0	0	0	0	0
		Pending at End	64	30	2	88	44	26	2	57	1	0	117
		Inventory (+ or -)	3	-1	1	-5	2	3	2	-18	0	0	28
		% Pending More Than 12 Months	55%	43%	50%	30%	30%	15%	0%	9%	100%	0%	12%
15th.....	Stephenson	Pending at Start	43	50	1	97	24	33	6	14	0	0	138
		Filed	19	60	2	231	45	46	4	21	0	2	263
		Reinstated	0	0	0	0	0	0	0	0	0	0	0
		Transferred	0	0	0	0	0	0	0	0	0	0	0
		Net Added	19	60	2	231	45	46	4	21	0	2	263
		Disposed Of	23	35	2	205	28	38	2	13	0	2	253
		Adjustment	0	0	0	0	0	0	0	0	0	0	0
		Pending at End	39	75	1	123	41	41	8	22	0	0	148
		Inventory (+ or -)	-4	25	0	26	17	8	2	8	0	0	10
		% Pending More Than 12 Months	54%	35%	0%	38%	27%	27%	50%	50%	0%	0%	22%
15th.....	Circuit Total	Pending at Start	227	190	10	371	218	194	22	128	2	11	402
		Filed	114	158	5	660	200	342	17	154	0	22	947
		Reinstated	4	4	0	8	1	1	0	0	0	0	2
		Transferred	1	-1	1	0	0	0	0	0	0	0	0
		Net Added	119	161	6	668	201	343	17	154	0	22	949
		Disposed Of	126	140	6	670	201	347	17	157	0	26	890
		Adjustment	8	-14	1	0	-13	-18	-2	0	0	-2	3
		Pending at End	228	197	11	369	205	172	20	125	2	5	464
		Inventory (+ or -)	1	7	1	-2	-13	-22	-2	-3	0	-6	62
		% Pending More Than 12 Months	53%	43%	64%	40%	35%	30%	45%	26%	100%	100%	21%
16th.....	DeKalb	Pending at Start	214	55	33	171	76	51	7	7	0	0	272
		Filed	91	68	10	359	54	66	5	27	0	16	324
		Reinstated	5	2	1	14	1	2	1	1	0	0	2
		Transferred	3	-3	0	0	0	0	0	0	0	0	0
		Net Added	99	67	11	373	55	68	6	28	0	16	326
		Disposed Of	111	60	29	398	74	81	7	28	0	16	347
		Adjustment	0	0	1	0	0	0	0	0	0	0	0
		Pending at End	202	62	16	146	57	38	6	7	0	0	251
		Inventory (+ or -)	-12	7	-17	-25	-19	-13	-1	0	0	0	-21
		% Pending More Than 12 Months	58%	42%	56%	33%	40%	53%	50%	57%	0%	0%	37%

# TREND OF ALL CASES ILLINOIS DURING 1992

Family	Juvenile	Probate	Felony	Misde- meanor	Small Claims	Ordin- ance Viola- tions	Traffic Violations	Conser- vation Viola- tions	TOTAL		County	Circuit
25	77	352	57	114	127	-	-	-	1,073	Pending at Start	JoDaviess	.....15th
34	34	72	132	612	272	554	5234	154	7,503	Filed		
0	0	0	2	0	0	0	0	0	7	Reinstated		
0	0	0	-56	56	0	-	-	-	0	Transferred		
34	34	72	78	668	272	554	5234	154	7,510	Net Added		
41	62	60	99	694	290	512	5145	139	7,496	Disposed Of		
0	0	0	0	0	0	-	-	-	0	Adjustment		
18	49	364	36	88	109	-	-	-	941	Pending at End		
-7	-28	12	-21	-26	-18	-	-	-	(132)	Inventory (+ or -		
28%	45%	82%	11%	5%	29%	-	-	-	50%	% Pending More Than 12 Months		
26	25	803	85	401	317	-	-	-	2,048	Pending at Start	Lee	.....15th
176	151	108	226	890	629	53	8390	19	11,286	Filed		
1	0	1	4	0	219	0	0	0	232	Reinstated		
0	0	0	-37	37	-1	-	-	-	0	Transferred		
177	151	109	193	927	847	53	8390	19	11,518	Net Added		
173	138	249	205	990	897	52	8599	26	11,932	Disposed Of		
4	4	-14	-23	-13	-5	-	-	-	(84)	Adjustment		
34	42	649	50	325	262	-	-	-	1,765	Pending at End		
8	17	-154	-35	-76	-55	-	-	-	(283)	Inventory (+ or -		
21%	0%	85%	8%	54%	18%	-	-	-	53%	% Pending More Than 12 Months		
49	48	359	44	135	105	-	-	-	1,156	Pending at Start	Ogle	.....15th
215	119	156	162	490	357	573	6005	94	8,843	Filed		
1	0	3	6	2	1	0	0	0	21	Reinstated		
0	0	0	0	0	0	-	-	-	0	Transferred		
216	119	159	168	492	358	573	6005	94	8,864	Net Added		
180	89	113	130	479	301	536	5858	109	8,460	Disposed Of		
0	0	0	0	0	0	-	-	-	0	Adjustment		
85	78	405	82	148	162	-	-	-	1,391	Pending at End		
36	30	46	38	13	57	-	-	-	235	Inventory (+ or -		
19%	24%	67%	9%	17%	30%	-	-	-	36%	% Pending More Than 12 Months		
101	49	835	188	660	367	-	-	-	2,606	Pending at Start	Stephenson	.....15th
298	150	161	455	1686	845	540	8741	39	13,608	Filed		
0	0	0	0	0	0	0	0	0	0	Reinstated		
0	0	0	0	0	0	-	-	-	0	Transferred		
298	150	161	455	1686	845	540	8741	39	13,608	Net Added		
270	120	115	360	1589	920	520	8527	39	13,061	Disposed Of		
0	0	0	0	0	0	-	-	-	0	Adjustment		
129	79	881	283	757	292	-	-	-	2,919	Pending at End		
28	30	46	95	97	-75	-	-	-	313	Inventory (+ or -		
22%	15%	84%	15%	30%	31%	-	-	-	44%	% Pending More Than 12 Months		
291	223	2543	413	1466	1009	-	-	-	7,720	Pending at Start	Circuit Total	.....15th
777	516	585	1094	3935	2236	1730	30643	398	44,533	Filed		
2	0	4	12	2	220	0	0	0	260	Reinstated		
0	0	0	-93	93	-1	-	-	-	0	Transferred		
779	516	589	1013	4030	2455	1730	30643	398	44,793	Net Added		
765	469	593	909	4064	2529	1644	30954	413	44,920	Disposed Of		
4	4	-14	-23	-13	-5	-	-	-	(84)	Adjustment		
309	274	2525	494	1419	930	-	-	-	7,749	Pending at End		
18	51	-18	81	-47	-79	-	-	-	29	Inventory (+ or -		
25%	20%	80%	13%	34%	31%	-	-	-	46%	% Pending More Than 12 Months		
153	86	717	297	1030	311	-	-	-	3480	Pending at Start	DeKalb	.....16th
195	213	169	336	1101	713	1626	16620	81	22074	Filed		
16	5	2	6	13	15	12	111	0	209	Reinstated		
0	0	0	0	0	0	-	-	-	0	Transferred		
211	218	171	342	1114	728	1638	16731	81	22283	Net Added		
210	236	130	428	1150	858	1081	12270	44	17558	Disposed Of		
0	0	0	95	0	-1	-	-	-	95	Adjustment		
154	68	758	306	994	180	-	-	-	3245	Pending at End		
1	-18	41	9	-36	-131	-	-	-	-235	Inventory (+ or -		
75%	26%	81%	38%	54%	8%	-	-	-	55%	% Pending More Than 12 Months		

# STATISTICAL REPORT ON IN THE CIRCUIT COURT OF

Circuit	County		Law Over \$15,000		Law \$15,000 or Less		Chan- cery	Miscell- aneous Remedy	Eminent Domain	Tax	Municip. Corp.	Mental Health	Dissolu- tion of Marriage
			Jury	Non- Jury	Jury	Non- Jury							
16th.....	Kane	Pending at Start	874	575	68	1211	312	144	38	107	4	22	1423
		Filed	468	575	19	3829	507	452	18	103	7	473	1829
		Reinstated	38	5	112	55	2	1	0	0	0	0	51
		Transferred	96	-96	87	-87	0	0	0	0	0	0	0
		Net Added	602	484	218	3797	509	453	18	103	7	473	1880
		Disposed Of	597	539	31	3849	469	449	45	126	8	479	1639
		Adjustment	-121	87	-233	91	3	-12	2	2	1	-5	-190
		Pending at End	758	607	22	1250	355	136	13	86	4	11	1474
		Inventory (+ or -)	-116	32	-46	39	43	-8	-25	-21	0	-11	51
		% Pending More Than 12 Months	49%	39%	45%	20%	22%	26%	54%	38%	25%	18%	36%
		Pending at Start	31	10	0	38	20	9	2	2	0	0	92
		Filed	42	39	0	198	52	38	1	2	0	1	221
		Reinstated	0	0	1	0	0	0	0	0	0	0	0
16th.....	Kendall	Transferred	0	0	0	0	0	0	0	0	0	0	0
		Net Added	42	39	1	198	52	38	1	2	0	1	221
		Disposed Of	43	25	1	192	46	38	2	2	0	1	236
		Adjustment	0	0	0	0	0	-5	0	0	0	0	0
		Pending at End	30	24	0	44	26	4	1	2	0	0	77
		Inventory (+ or -)	-1	14	0	6	6	-5	-1	0	0	0	-15
		% Pending More Than 12 Months	35%	43%	0%	19%	29%	25%	100%	0%	0%	0%	16%
		Pending at Start	1119	640	101	1420	408	204	47	116	4	22	1787
		Filed	601	682	29	4386	613	556	24	132	7	490	2374
		Reinstated	43	7	114	69	3	3	1	1	0	0	53
		Transferred	99	-99	87	-87	0	0	0	0	0	0	0
		Net Added	743	590	230	4368	616	559	25	133	7	490	2427
		Disposed Of	751	624	61	4439	589	568	54	156	8	496	2222
16th.....	Circuit Total	Adjustment	-121	87	-232	91	3	-17	2	2	1	-5	-190
		Pending at End	990	693	38	1440	438	178	20	95	4	11	1802
		Inventory (+ or -)	-129	53	-63	20	30	-26	-27	-21	0	-11	15
		% Pending More Than 12 Months	51%	39%	50%	21%	25%	32%	55%	39%	25%	18%	36%
		Pending at Start	66	55	2	72	37	17	1	0	0	0	187
		Filed	24	36	0	142	71	30	1	0	0	0	215
		Reinstated	0	0	0	0	0	0	0	0	0	0	0
		Transferred	6	-6	2	-2	0	0	0	0	0	0	0
		Net Added	30	30	2	140	71	30	1	0	0	0	215
		Disposed Of	47	49	0	151	64	36	2	0	0	0	194
		Adjustment	-2	2	0	0	0	0	0	0	0	0	0
		Pending at End	47	38	4	61	44	11	0	0	0	0	208
		Inventory (+ or -)	-19	-17	2	-11	7	-6	-1	0	0	0	21
17th.....	Boone	% Pending More Than 12 Months	66%	50%	75%	25%	68%	45%	0%	0%	0%	0%	48%
		Pending at Start	1005	428	51	1818	398	240	13	60	2	1	1364
		Filed	383	294	20	2830	317	193	7	94	0	516	1459
		Reinstated	11	5	6	68	8	1	3	1	0	0	12
		Transferred	38	-38	24	-24	0	0	0	0	0	0	0
		Net Added	432	261	50	2874	325	194	10	95	0	516	1471
		Disposed Of	515	332	73	3919	477	273	9	106	2	505	1692
		Adjustment	0	0	0	0	0	0	0	0	0	0	0
		Pending at End	922	357	28	773	246	161	14	49	0	12	1143
		Inventory (+ or -)	-83	-71	-23	-1045	-152	-79	1	-11	-2	11	-221
		% Pending More Than 12 Months	61%	49%	39%	19%	40%	38%	50%	8%	0%	0%	31%
		Pending at Start	1071	483	53	1890	435	257	14	60	2	1	1551
		Filed	407	330	20	2972	388	223	8	94	0	516	1674
17th.....	Circuit Total	Reinstated	11	5	6	68	8	1	3	1	0	0	12
		Transferred	44	-44	26	-26	0	0	0	0	0	0	0
		Net Added	462	291	52	3014	396	224	11	95	0	516	1686
		Disposed Of	562	381	73	4070	541	309	11	106	2	505	1886
		Adjustment	-2	2	0	0	0	0	0	0	0	0	0
		Pending at End	969	395	32	834	290	172	14	49	0	12	1351
		Inventory (+ or -)	-102	-88	-21	-1056	-145	-85	0	-11	-2	11	-200
		% Pending More Than 12 Months	62%	49%	44%	19%	44%	38%	50%	8%	0%	0%	33%

# **TREND OF ALL CASES ILLINOIS DURING 1992**

Family	Juvenile	Probate	Felony	Misdemeanor	Small Claims	Ordinance Violations	Traffic Violations	Conservation Violations	TOTAL		County	Circuit
1581	694	1704	1514	2645	1829	-	-	-	14745	Pending at Start	Kane	.....16th
1408	597	661	2193	7075	4608	8000	74294	392	107508	Filed		
22	0	1	173	117	158	59	1062	0	1856	Reinstated		
0	0	0	-26	26	0	-	-	-	0	Transferred		
1430	597	662	2340	7218	4766	8059	75356	392	109364	Net Added		
1072	468	488	2136	7049	4821	7787	73569	289	105910	Disposed Of		
-48	4	1	-260	-101	-28	-	-	-	-807	Adjustment		
1891	827	1879	1458	2713	1746	-	-	-	15230	Pending at End		
310	133	175	-56	68	-83	-	-	-	485	Inventory (+ or -)		
65%	52%	68%	32%	43%	20%	-	-	-	43%	% Pending More Than 12 Months		
36	38	75	43	171	82	-	-	-	649	Pending at Start	Kendall	.....16th
97	68	79	182	618	258	71	7274	80	9321	Filed		
0	0	0	3	10	7	0	3	0	24	Reinstated		
0	0	0	-1	1	0	-	-	-	0	Transferred		
97	68	79	184	629	265	71	7277	80	9345	Net Added		
96	49	78	138	623	295	36	6859	62	8822	Disposed Of		
0	0	0	-20	2	0	-	-	-	-23	Adjustment		
37	57	76	69	179	52	-	-	-	678	Pending at End		
1	19	1	26	8	-30	-	-	-	29	Inventory (+ or -)		
43%	57%	52%	26%	18%	11%	-	-	-	29%	% Pending More Than 12 Months		
1770	818	2496	1854	3846	2222	-	-	-	18874	Pending at Start	Circuit Total	.....16th
1700	878	909	2711	8794	5579	9697	98188	553	138903	Filed		
38	5	3	182	140	180	71	1176	0	2089	Reinstated		
0	0	0	-27	27	0	-	-	-	0	Transferred		
1738	883	912	2866	8961	5759	9768	99364	553	140992	Net Added		
1378	753	696	2702	8822	5974	8904	92698	395	132290	Disposed Of		
-48	4	1	-185	-99	-29	-	-	-	-735	Adjustment		
2082	952	2713	1833	3886	1978	-	-	-	19153	Pending at End		
312	134	217	-21	40	-244	-	-	-	279	Inventory (+ or -)		
65%	50%	71%	33%	45%	19%	-	-	-	44%	% Pending More Than 12 Months		
94	77	82	150	252	134	-	-	-	1226	Pending at Start	Boone	.....17th
136	68	68	209	815	227	389	11513	8	13952	Filed		
0	1	1	7	0	0	0	0	0	9	Reinstated		
0	0	0	0	0	0	-	-	-	0	Transferred		
136	69	69	216	815	227	389	11513	8	13961	Net Added		
165	50	92	281	740	251	311	11150	10	13593	Disposed Of		
0	1	-1	0	0	0	-	-	-	0	Adjustment		
65	97	58	85	327	110	-	-	-	1155	Pending at End		
-29	20	-24	-65	75	-24	-	-	-	-71	Inventory (+ or -)		
46%	36%	31%	29%	41%	58%	-	-	-	44%	% Pending More Than 12 Months		
3673	365	3567	1777	10367	3613	-	-	-	28742	Pending at Start	Winnebago	.....17th
2126	727	608	2824	11193	4036	2351	56062	262	86302	Filed		
0	0	14	6	117	26	0	0	0	278	Reinstated		
0	0	0	-297	297	0	-	-	-	0	Transferred		
2126	727	622	2533	11607	4062	2351	56062	262	86580	Net Added		
1671	508	357	2083	10366	4602	1833	45982	247	75552	Disposed Of		
90	0	0	0	0	0	-	-	-	90	Adjustment		
4218	584	3832	2227	11608	3073	-	-	-	29247	Pending at End		
545	219	265	450	1241	-540	-	-	-	505	Inventory (+ or -)		
75%	44%	85%	30%	53%	61%	-	-	-	56%	% Pending More Than 12 Months		
3767	442	3649	1927	10619	3747	-	-	-	29968	Pending at Start	Circuit Total	.....17th
2262	795	676	3033	12008	4263	2740	67575	270	100254	Filed		
0	1	15	13	117	26	0	0	0	287	Reinstated		
0	0	0	-297	297	0	-	-	-	0	Transferred		
2262	796	691	2749	12422	4289	2740	67575	270	100541	Net Added		
1836	558	449	2364	11106	4853	2144	57132	257	89145	Disposed Of		
90	1	-1	0	0	0	-	-	-	90	Adjustment		
4283	681	3890	2312	11935	3183	-	-	-	30402	Pending at End		
516	239	241	385	1316	-564	-	-	-	434	Inventory (+ or -)		
74%	43%	84%	30%	53%	60%	-	-	-	56%	% Pending More Than 12 Months		

# STATISTICAL REPORT ON IN THE CIRCUIT COURT OF

Circuit	County		Law Over \$15,000		Law \$15,000 or Less		Chan- cery	Miscell- aneous Remedy	Eminent Domain	Tax	Municip. Corp.	Mental Health	Dissolu- tion of Marriage
			Jury	Non- Jury	Jury	Non- Jury							
18th.....	DuPage	Pending at Start	1890	1132	142	1706	920	307	76	582	6	10	2117
		Filed	859	1738	4	4102	1268	774	65	146	8	196	3266
		Reinstated	170	215	20	292	3	7	10	2	0	0	233
		Transferred	855	-855	58	-58	0	0	0	0	0	0	0
		Net Added	1884	1098	82	4336	1271	781	75	148	8	196	3499
		Disposed Of	1739	882	192	5643	1145	770	55	219	9	197	3308
		Adjustment	0	0	0	0	0	0	0	0	0	0	0
		Pending at End	2035	1348	32	399	1046	318	96	511	5	9	2308
		Inventory (+ or -)	145	216	-110	-1307	126	11	20	-71	-1	-1	191
		% Pending More Than 12 Months	52%	25%	94%	24%	37%	40%	38%	83%	40%	11%	24%
		Pending at Start	1890	1132	142	1706	920	307	76	582	6	10	2117
		Filed	859	1738	4	4102	1268	774	65	146	8	196	3266
18th.....	Circuit Total	Reinstated	170	215	20	292	3	7	10	2	0	0	233
		Transferred	855	-855	58	-58	0	0	0	0	0	0	0
		Net Added	1884	1098	82	4336	1271	781	75	148	8	196	3499
		Disposed Of	1739	882	192	5643	1145	770	55	219	9	197	3308
		Adjustment	0	0	0	0	0	0	0	0	0	0	0
		Pending at End	2035	1348	32	399	1046	318	96	511	5	9	2308
		Inventory (+ or -)	145	216	-110	-1307	126	11	20	-71	-1	-1	191
		% Pending More Than 12 Months	52%	25%	94%	24%	37%	40%	38%	83%	40%	11%	24%
19th.....	Lake	Pending at Start	1310	659	55	791	718	235	59	37	4	0	1214
		Filed	546	1233	30	3996	950	629	83	6	18	80	2500
		Reinstated	141	131	29	390	119	25	18	0	2	1	116
		Transferred	617	-617	160	-160	0	0	0	0	0	0	0
		Net Added	1304	747	219	4226	1069	654	101	6	20	81	2616
		Disposed Of	1383	780	181	4345	1073	675	95	6	20	78	2756
		Adjustment	-2	0	0	0	0	0	0	0	0	0	0
		Pending at End	1229	626	93	672	714	214	65	37	4	3	1074
		Inventory (+ or -)	-81	-33	38	-119	-4	-21	6	0	0	3	-140
		% Pending More Than 12 Months	34%	18%	14%	5%	22%	19%	17%	92%	0%	0%	13%
		Pending at Start	491	313	23	354	321	140	12	8	9	4	640
		Filed	239	228	15	997	333	151	79	1	3	8	966
19th.....	McHenry	Reinstated	82	4	1	32	8	1	2	0	0	0	4
		Transferred	0	0	0	0	0	0	0	0	0	0	0
		Net Added	321	232	16	1029	341	152	81	1	3	8	970
		Disposed Of	229	254	10	1042	380	190	10	5	11	10	954
		Adjustment	0	0	0	0	0	0	0	0	0	0	0
		Pending at End	583	291	29	341	282	102	83	4	1	2	656
		Inventory (+ or -)	92	-22	6	-13	-39	-38	71	-4	-8	-2	16
		% Pending More Than 12 Months	60%	49%	59%	13%	41%	41%	11%	100%	0%	50%	22%
		Pending at Start	1801	972	78	1145	1039	375	71	45	13	4	1854
		Filed	785	1461	45	4993	1283	780	162	7	21	88	3466
		Reinstated	223	135	30	422	127	26	20	0	2	1	120
		Transferred	617	-617	160	-160	0	0	0	0	0	0	0
19th.....	Circuit Total	Net Added	1625	979	235	5255	1410	806	182	7	23	89	3586
		Disposed Of	1612	1034	191	5387	1453	865	105	11	31	88	3710
		Adjustment	-2	0	0	0	0	0	0	0	0	0	0
		Pending at End	1812	917	122	1013	996	316	148	41	5	5	1730
		Inventory (+ or -)	11	-55	44	-132	-43	-59	77	-4	-8	1	-124
		% Pending More Than 12 Months	42%	28%	25%	8%	27%	26%	14%	93%	0%	20%	17%
20th.....	Monroe	Pending at Start	57	32	2	32	27	10	6	4	4	2	63
		Filed	30	32	12	55	27	68	0	0	5	0	113
		Reinstated	0	0	0	0	0	0	0	0	0	0	0
		Transferred	0	0	0	0	0	0	0	0	0	0	0
		Net Added	30	32	12	55	27	68	0	0	5	0	113
		Disposed Of	33	24	11	58	26	62	0	4	9	2	116
		Adjustment	0	0	0	0	0	0	0	0	0	0	0
		Pending at End	54	40	3	29	28	16	6	0	0	0	60
		Inventory (+ or -)	-3	8	1	-3	1	6	0	-4	-4	-2	-3
		% Pending More Than 12 Months	54%	50%	67%	62%	46%	31%	100%	0%	0%	0%	23%

# **TREND OF ALL CASES ILLINOIS DURING 1992**

Family	Juvenile	Probate	Felony	Misde- meanor	Small Claims	Ordin- ance Viola- tions	Traffic Violations	Conser- vation Viola- tions	TOTAL		County	Circuit
390	717	1284	1007	2122	2743	-	-	-	17151	Pending at Start	DuPage	.....18th
1528	1458	1135	2843	19426	7715	62510	97809	527	207377	Filed		
11	7	4	709	809	465	0	0	0	2957	Reinstated		
0	0	0	-350	350	0	-	-	-	0	Transferred		
1539	1465	1139	3202	20585	8180	62510	97809	527	210334	Net Added		
1359	1353	1036	3215	19531	8531	66964	117104	714	233966	Disposed Of		
0	0	0	0	0	0	-	-	-	0	Adjustment		
570	829	1387	994	3176	2392	-	-	-	17455	Pending at End		
180	112	103	-13	1054	-351	-	-	-	304	Inventory (+ or - )		
27%	27%	43%	18%	9%	3%	-	-	-	26%	% Pending More Than 12 Months		
390	717	1284	1007	2122	2743	-	-	-	17151	Pending at Start	Circuit Total	.....18th
1528	1458	1135	2843	19426	7715	62510	97809	527	207377	Filed		
11	7	4	709	809	465	0	0	0	2957	Reinstated		
0	0	0	-350	350	0	-	-	-	0	Transferred		
1539	1465	1139	3202	20585	8180	62510	97809	527	210334	Net Added		
1359	1353	1036	3215	19531	8531	66964	117104	714	233966	Disposed Of		
0	0	0	0	0	0	-	-	-	0	Adjustment		
570	829	1387	994	3176	2392	-	-	-	17455	Pending at End		
180	112	103	-13	1054	-351	-	-	-	304	Inventory (+ or - )		
27%	27%	43%	18%	9%	3%	-	-	-	26%	% Pending More Than 12 Months		
779	196	2973	597	1219	1197	-	-	-	12043	Pending at Start	Lake	.....19th
2528	966	1126	3230	6107	5773	12243	141659	1661	185364	Filed		
12	2	116	513	1221	358	0	0	0	3194	Reinstated		
0	0	0	-737	737	0	-	-	-	0	Transferred		
2540	968	1242	3006	8065	6131	12243	141659	1661	188558	Net Added		
2191	1012	1461	2804	8003	6090	9132	125153	1959	169197	Disposed Of		
0	0	0	-93	104	0	-	-	-	9	Adjustment		
1128	152	2754	706	1385	1238	-	-	-	12094	Pending at End		
349	-44	-219	109	166	41	-	-	-	51	Inventory (+ or - )		
41%	1%	75%	3%	11%	1%	-	-	-	30%	% Pending More Than 12 Months		
199	101	712	249	850	787	-	-	-	5213	Pending at Start	McHenry	.....19th
447	225	318	799	3208	2426	3663	53968	701	68775	Filed		
1	0	0	0	0	45	0	0	0	180	Reinstated		
0	0	0	-71	71	0	-	-	-	0	Transferred		
448	225	318	728	3279	2471	3663	53968	701	68955	Net Added		
421	250	385	694	3247	2447	3427	51960	577	66503	Disposed Of		
0	0	0	0	0	0	-	-	-	0	Adjustment		
226	76	645	283	882	811	-	-	-	5297	Pending at End		
27	-25	-67	34	32	24	-	-	-	84	Inventory (+ or - )		
43%	1%	68%	11%	10%	13%	-	-	-	31%	% Pending More Than 12 Months		
978	297	3685	846	2069	1984	-	-	-	17256	Pending at Start	Circuit Total	.....19th
2975	1191	1444	4029	9315	8199	15906	195627	2362	254139	Filed		
13	2	116	513	1221	403	0	0	0	3374	Reinstated		
0	0	0	-808	808	0	-	-	-	0	Transferred		
2988	1193	1560	3734	11344	8602	15906	195627	2362	257513	Net Added		
2612	1262	1846	3498	11250	8537	12559	177113	2536	235700	Disposed Of		
0	0	0	-93	104	0	-	-	-	9	Adjustment		
1354	228	3399	989	2267	2049	-	-	-	17391	Pending at End		
376	-69	-286	143	198	65	-	-	-	135	Inventory (+ or - )		
41%	1%	73%	5%	11%	6%	-	-	-	30%	% Pending More Than 12 Months		
25	32	194	46	88	101	-	-	-	725	Pending at Start	Monroe	.....20th
48	54	74	111	246	217	38	2007	20	3157	Filed		
0	0	0	0	0	0	0	0	0	0	Reinstated		
0	0	0	0	0	0	-	-	-	0	Transferred		
48	54	74	111	246	217	38	2007	20	3157	Net Added		
37	58	91	111	253	218	39	2017	21	3190	Disposed Of		
0	0	0	0	0	0	-	-	-	0	Adjustment		
36	28	177	46	81	100	-	-	-	704	Pending at End		
11	-4	-17	0	-7	-1	-	-	-	-21	Inventory (+ or - )		
50%	36%	65%	15%	40%	41%	-	-	-	47%	% Pending More Than 12 Months		

# STATISTICAL REPORT ON IN THE CIRCUIT COURT OF

Circuit	County		Law Over \$15,000		Law \$15,000 or Less		Chan- cery	Miscell- aneous Remedy	Eminent Domain	Tax	Municip. Corp.	Mental Health	Dissolu- tion of Marriage
			July	Non- July	July	Non- July							
20th.....	Perry	Pending at Start	23	92	1	97	59	27	0	29	0	0	138
		Filed	20	32	0	49	22	25	1	18	0	0	136
		Reinstated	0	0	0	0	0	0	0	0	0	0	0
		Transferred	0	0	0	0	0	0	0	0	0	0	0
		Net Added	20	32	0	49	22	25	1	18	0	0	136
		Disposed Of	21	22	0	45	23	15	1	5	0	0	109
		Adjustment	0	0	0	0	0	0	0	0	0	0	0
		Pending at End	22	102	1	101	58	37	0	42	0	0	165
		Inventory (+ or -)	-1	10	0	4	-1	10	0	13	0	0	27
		% Pending More Than 12 Months	47%	77%	100%	69%	71%	65%	0%	67%	0%	0%	73%
20th.....	Randolph	Pending at Start	88	46	3	75	42	54	1	11	1	17	106
		Filed	33	25	1	99	29	83	0	13	0	245	222
		Reinstated	1	0	0	0	0	0	0	0	0	0	0
		Transferred	3	-3	0	0	0	0	0	0	0	0	0
		Net Added	37	22	1	99	29	83	0	13	0	245	222
		Disposed Of	46	28	1	93	29	78	0	18	0	252	172
		Adjustment	0	0	0	0	0	0	0	0	0	0	0
		Pending at End	79	40	3	81	42	59	1	6	1	10	156
		Inventory (+ or -)	-9	-6	0	6	0	5	0	-5	0	-7	50
		% Pending More Than 12 Months	61%	68%	67%	54%	55%	42%	100%	50%	100%	0%	37%
20th.....	St. Clair	Pending at Start	1502	983	70	915	372	199	16	1602	0	0	794
		Filed	521	662	99	2522	434	263	22	124	0	0	1268
		Reinstated	1	0	0	0	0	0	0	0	0	0	0
		Transferred	312	-312	28	-28	0	0	0	0	0	0	0
		Net Added	834	350	127	2494	434	263	22	124	0	0	1268
		Disposed Of	1041	588	147	2983	629	244	18	1075	0	0	1773
		Adjustment	-1	0	0	0	0	0	0	0	0	0	0
		Pending at End	1294	745	50	426	177	218	20	651	0	0	289
		Inventory (+ or -)	-208	-238	-20	-489	-195	19	4	-951	0	0	-505
		% Pending More Than 12 Months	66%	48%	48%	7%	18%	33%	45%	85%	0%	0%	9%
20th.....	Washington	Pending at Start	16	10	3	19	19	8	3	1	0	0	31
		Filed	5	14	3	24	8	10	5	2	3	0	60
		Reinstated	0	0	0	0	0	0	0	0	0	0	0
		Transferred	1	-1	0	0	0	0	0	0	0	0	0
		Net Added	6	13	3	24	8	10	5	2	3	0	60
		Disposed Of	8	14	4	22	15	9	4	3	3	0	64
		Adjustment	0	0	0	0	0	-1	0	0	0	0	0
		Pending at End	14	9	2	21	12	8	4	0	0	0	27
		Inventory (+ or -)	-2	-1	-1	2	-7	0	1	-1	0	0	-4
		% Pending More Than 12 Months	50%	33%	100%	43%	67%	50%	25%	0%	0%	0%	30%
20th.....	Circuit Total	Pending at Start	1686	1163	79	1138	519	298	26	1647	5	19	1132
		Filed	609	765	115	2749	520	449	28	157	8	245	1799
		Reinstated	2	0	0	0	0	0	0	0	0	0	0
		Transferred	316	-316	28	-28	0	0	0	0	0	0	0
		Net Added	927	449	143	2721	520	449	28	157	8	245	1799
		Disposed Of	1149	676	163	3201	722	408	23	1105	12	254	2234
		Adjustment	-1	0	0	0	0	-1	0	0	0	0	0
		Pending at End	1463	936	59	658	317	338	31	699	1	10	697
		Inventory (+ or -)	-223	-227	-20	-480	-202	40	5	-948	-4	-9	-435
		% Pending More Than 12 Months	65%	52%	53%	26%	37%	39%	55%	84%	100%	0%	32%
21st.....	Iroquois	Pending at Start	73	47	29	62	56	64	15	11	0	0	135
		Filed	30	26	0	123	28	29	0	14	0	4	156
		Reinstated	0	0	0	0	0	0	0	0	0	0	0
		Transferred	10	-10	8	-8	0	0	0	0	0	0	0
		Net Added	40	16	8	115	28	29	0	14	0	4	156
		Disposed Of	46	26	12	100	13	18	0	16	0	4	116
		Adjustment	0	0	0	0	0	0	0	0	0	0	0
		Pending at End	67	37	25	77	71	75	15	9	0	0	175
		Inventory (+ or -)	-6	-10	-4	15	15	11	0	-2	0	0	40
		% Pending More Than 12 Months	64%	62%	68%	64%	72%	80%	100%	44%	0%	0%	47%

# TREND OF ALL CASES ILLINOIS DURING 1992

Family	Juvenile	Probate	Felony	Misde- meanor	Small Claims	Ordin- ance Viola- tions	Traffic Violations	Conser- vation Viola- tions	TOTAL		County	Circuit
139	40	390	78	175	93	-	-	-	1381	Pending at Start	Perry	.....20th
66	16	65	129	210	184	170	2535	99	3777	Filed		
0	0	0	0	0	0	0	0	0	0	Reinstated		
0	0	0	0	0	0	-	-	-	0	Transferred		
66	16	65	129	210	184	170	2535	99	3777	Net Added		
29	12	116	132	205	167	174	2506	92	3674	Disposed Of		
0	0	0	0	0	0	-	-	-	0	Adjustment		
176	44	339	75	180	110	-	-	-	1452	Pending at End		
37	4	-51	-3	5	17	-	-	-	71	Inventory (+ or -)		
73%	86%	92%	19%	57%	46%	-	-	-	71%	% Pending More Than 12 Months		
78	40	387	61	160	130	-	-	-	1300	Pending at Start	Randolph	.....20th
116	66	106	144	518	778	186	3631	90	6385	Filed		
0	1	1	8	0	0	0	0	0	11	Reinstated		
0	0	0	0	0	0	-	-	-	0	Transferred		
116	67	107	152	518	778	186	3631	90	6396	Net Added		
145	73	88	166	522	705	181	3719	99	6415	Disposed Of		
0	0	0	0	0	0	-	-	-	0	Adjustment		
49	34	406	47	156	203	-	-	-	1373	Pending at End		
-29	-6	19	-14	-4	73	-	-	-	73	Inventory (+ or -)		
43%	35%	77%	17%	40%	13%	-	-	-	49%	% Pending More Than 12 Months		
2708	299	1019	540	3863	2305	-	-	-	17187	Pending at Start	St. Clair	.....20th
2209	775	908	1359	12940	4983	4118	85612	143	118962	Filed		
0	0	0	4	0	0	0	0	0	5	Reinstated		
0	0	0	0	0	0	-	-	-	0	Transferred		
2209	775	908	1363	12940	4983	4118	85612	143	118967	Net Added		
2941	872	1027	1360	12536	6475	6695	86474	171	127049	Disposed Of		
0	0	0	31	0	0	-	-	-	30	Adjustment		
1976	202	900	574	4267	813	-	-	-	12602	Pending at End		
-732	-97	-119	34	404	-1492	-	-	-	-4585	Inventory (+ or -)		
51%	15%	53%	5%	58%	0%	-	-	-	48%	% Pending More Than 12 Months		
13	13	273	16	14	39	-	-	-	478	Pending at Start	Washington	.....20th
39	28	73	54	78	184	5	2080	9	2684	Filed		
0	0	0	0	0	0	0	0	0	0	Reinstated		
0	0	0	0	0	0	-	-	-	0	Transferred		
39	28	73	54	78	184	5	2080	9	2684	Net Added		
38	18	65	41	81	178	0	1725	9	2301	Disposed Of		
0	0	0	0	0	0	-	-	-	-1	Adjustment		
14	23	281	29	11	45	-	-	-	500	Pending at End		
1	10	8	13	-3	6	-	-	-	22	Inventory (+ or -)		
50%	35%	75%	0%	0%	0%	-	-	-	53%	% Pending More Than 12 Months		
2963	424	2263	741	4300	2668	-	-	-	21071	Pending at Start	Circuit Total	.....20th
2478	939	1226	1797	13992	6346	4517	95865	361	134965	Filed		
0	1	1	12	0	0	0	0	0	16	Reinstated		
0	0	0	0	0	0	-	-	-	0	Transferred		
2478	940	1227	1809	13992	6346	4517	95865	361	134981	Net Added		
3190	1033	1387	1810	13597	7743	7089	96441	392	142629	Disposed Of		
0	0	0	31	0	0	-	-	-	29	Adjustment		
2251	331	2103	771	4695	1271	-	-	-	16631	Pending at End		
-712	-93	-160	30	395	-1397	-	-	-	-4440	Inventory (+ or -)		
53%	30%	68%	8%	57%	8%	-	-	-	50%	% Pending More Than 12 Months		
47	93	709	156	121	157	-	-	-	1775	Pending at Start	Iroquois	.....21st
82	75	150	107	511	511	20	6925	60	8851	Filed		
0	0	0	0	0	0	0	0	0	0	Reinstated		
0	0	0	0	0	0	-	-	-	0	Transferred		
82	75	150	107	511	511	20	6925	60	8851	Net Added		
70	92	115	136	458	438	15	6127	36	7838	Disposed Of		
0	0	0	0	0	0	-	-	-	0	Adjustment		
59	76	744	127	174	230	-	-	-	1961	Pending at End		
12	-17	35	-29	53	73	-	-	-	186	Inventory (+ or -)		
66%	67%	83%	57%	8%	32%	-	-	-	62%	% Pending More Than 12 Months		

# STATISTICAL REPORT ON IN THE CIRCUIT COURT OF

Circuit	County		Law Over \$15,000		Law \$15,000 or Less		Chan- cery	Miscell- aneous Remedy	Eminent Domain	Tax	Municip. Corp.	Mental Health	Dissolu- tion of Marriage
			Jury	Non- Jury	Jury	Non- Jury							
21st.....	Kankakee	Pending at Start	414	290	113	594	740	450	33	239	0	0	662
		Filed	186	109	21	1027	267	314	5	46	0	21	590
		Reinstated	0	0	0	0	0	0	0	0	0	0	0
		Transferred	45	-45	27	-27	0	0	0	0	0	0	0
		Net Added	231	64	48	1000	267	314	5	46	0	21	590
		Disposed Of	192	81	65	894	183	196	13	39	0	21	513
		Adjustment	-20	20	-19	19	0	0	0	0	0	0	0
		Pending at End	433	293	77	719	824	568	25	246	0	0	739
		Inventory (+ or -)	19	3	-36	125	84	118	-8	7	0	0	77
		% Pending More Than 12 Months	56%	80%	62%	61%	82%	76%	80%	96%	0%	0%	63%
21st.....	Circuit Total	Pending at Start	487	337	142	656	796	514	48	250	0	0	797
		Filed	216	135	21	1150	295	343	5	60	0	25	746
		Reinstated	0	0	0	0	0	0	0	0	0	0	0
		Transferred	55	-55	35	-35	0	0	0	0	0	0	0
		Net Added	271	80	56	1115	295	343	5	60	0	25	746
		Disposed Of	238	107	77	994	196	214	13	55	0	25	629
		Adjustment	-20	20	-19	19	0	0	0	0	0	0	0
		Pending at End	500	330	102	796	895	643	40	255	0	0	914
		Inventory (+ or -)	13	-7	-40	140	99	129	-8	5	0	0	117
		% Pending More Than 12 Months	57%	78%	64%	61%	81%	77%	88%	94%	0%	0%	60%
	Downstate	Pending at Start	21529	12304	1170	19568	10402	7859	839	4963	179	461	22440
		Filed	8421	9637	453	39702	8761	11699	511	2303	147	4056	35418
		Reinstated	673	440	183	1253	177	88	53	7	2	5	596
		Transferred	3001	-2999	617	-617	0	0	0	0	0	0	0
		Net Added	12095	7078	1253	40338	8938	11787	564	2310	149	4061	36014
		Disposed Of	12261	6913	1209	42115	8711	11125	552	3141	172	3909	35852
		(d) Adjustment	418	-86	-228	554	-37	-104	-2	-68	122	-136	606
		Pending at End	21781	12383	986	18345	10592	8417	849	4064	278	477	23208
		Inventory (+ or -)	252	79	-184	-1223	190	558	10	-899	99	16	768
		% Pending More Than 12 Months	55%	49%	56%	38%	49%	47%	62%	65%	39%	35%	34%
	Cook	Pending at Start	37885	11076	25825	239600	14515	2734	498	70892	334	117	18322
		(a) Filed	3280	12436	955	176010	12525	1616	275	102868	63	5684	19054
		Reinstated	1783	1191	3124	14267	1276	122	21	35	0	0	323
		Transferred	8988	-8988	13015	-12827	0	0	0	0	0	0	0
		Net Added	14051	4639	17094	177450	13801	1738	296	102903	63	5684	19377
		(b) Disposed Of	18366	7862	23307	172094	13732	1884	350	100836	17	5716	15221
		(d) Adjustment	0	0	3822	-13039	0	1	0	0	0	0	-2920
		Pending at End	33570	7853	23434	231917	14584	2589	444	72959	380	85	19558
		(c) Inventory (+ or -)	-4315	-3223	-2391	-7683	69	-145	-54	2067	46	-32	1236
		% Pending More Than 12 Months	61%	31%	68%	66%	45%	N/A	N/A	N/A	N/A	N/A	28%
	State	Pending at Start	59414	23380	26995	259168	24917	10593	1337	75855	513	578	40762
		Filed	11701	22073	1408	215712	21286	13315	786	105171	210	9740	54472
		Reinstated	2456	1631	3307	15520	1453	210	74	42	2	5	919
		Transferred	11989	-11987	13632	-13444	0	0	0	0	0	0	0
		Net Added	26146	11717	18347	217788	22739	13525	860	105213	212	9745	55391
		Disposed Of	30627	14775	24516	214209	22443	13009	902	103977	189	9625	51073
		(d) Adjustment	418	-86	3594	-12485	-37	-103	-2	-68	122	-136	-2314
		Pending at End	55351	20236	24420	250262	25176	11006	1293	77023	658	562	42766
		Inventory (+ or -)	-4063	-3144	-2575	-8906	259	413	-44	1168	145	-16	2004
		% Pending More Than 12 Months	58%	40%	62%	52%	47%	-	-	-	-	-	31%

\*\*\*Pending at End" figures are adjusted to physical inventories taken by the Clerks of the Circuit Court staff semi-annually.  
(a)Traffic total Filed in Cook County does not include 47,964 Parking cases Filed in Districts Two thru Six. (b)Traffic total  
(c)% Pending more than 12 months are not available for all categories in Cook County. (d)The Adjustment column does  
pending caseload resulting from computer adjustments or physical inventories during 1992 except in Ordinance, Traffic  
Notes: Cook County Misdemeanors are counted by charges not cases. Felony Preliminary Hearing cases, included on  
County includes Paternity, Reciprocal Non-Support, Adoptions, Marriages of Minors and Orders of Protection. In the  
the Illinois Attorney General's Office.

# **TREND OF ALL CASES ILLINOIS DURING 1992**

Family	Juvenile	Probate	Felony	Misdemeanor	Small Claims	Ordinance Violations	Traffic Violations	Conservation Violations	TOTAL		County	Circuit
608	212	2845	687	2169	1036	-	-	-	11092	Pending at Start	Kankakee	.....21st
520	262	417	934	2558	3447	353	18653	276	30006	Filed		
0	0	0	0	0	0	0	0	0	0	Reinstated		
0	0	0	-133	133	0	-	-	-	0	Transferred		
520	262	417	801	2691	3447	353	18653	276	30006	Net Added		
115	206	208	887	2778	3116	227	17112	226	27072	Disposed Of		
0	0	0	-45	45	0	-	-	-	0	Adjustment		
1013	268	3054	556	2127	1367	-	-	-	12309	Pending at End		
405	56	209	-131	-42	331	-	-	-	1217	Inventory (+ or -)		
56%	53%	87%	14%	58%	47%	-	-	-	66%	% Pending More Than 12 Months		
655	305	3554	843	2290	1193	-	-	-	12867	Pending at Start	Circuit Total	.....21st
602	337	567	1041	3069	3958	373	25578	336	38857	Filed		
0	0	0	0	0	0	0	0	0	0	Reinstated		
0	0	0	-133	133	0	-	-	-	0	Transferred		
602	337	567	908	3202	3958	373	25578	336	38857	Net Added		
185	298	323	1023	3236	3554	242	23239	262	34910	Disposed Of		
0	0	0	-45	45	0	-	-	-	0	Adjustment		
1072	344	3798	683	2301	1597	-	-	-	14270	Pending at End		
417	39	244	-160	11	404	-	-	-	1403	Inventory (+ or -)		
57%	56%	86%	22%	54%	45%	-	-	-	65%	% Pending More Than 12 Months		
26848	10359	68116	18822	50887	47737	-	-	-	324483	Pending at Start	Downstate	
31868	14695	18448	38380	124912	109162	140867	1222264	11593	1833297	Filed		
96	142	193	2022	2883	2172	105	3224	10	14324	Reinstated		
0	0	0	-3241	3241	-2	-	-	-	0	Transferred		
31964	14837	18641	37161	131036	111332	140972	1225488	11603	1847621	Net Added		
27458	13037	18432	35834	125798	113405	137409	1225652	11592	1834577	Disposed Of		
-148	157	691	-339	-566	338	-	-	-	1172	Adjustment		
31206	12316	69016	19810	55559	46002	-	-	-	335289	Pending at End		
4358	1957	900	988	4672	-1735	-	-	-	10806	Inventory (+ or -)		
47%	35%	59%	19%	33%	31%	-	-	-	52%	% Pending More Than 12 Months		
41263	32976	24897	19234	493292	4379	-	-	-	1037839	Pending at Start	Cook	
26398	23551	11104	33950	317137	13463	#	1609660	#	2370029	Filed		
55714	5876	0	6448	4000	352	#	0	#	94532	Reinstated		
2623	0	0	0	0	-143	#	-	#	2668	Transferred		
84735	29427	11104	40398	321137	13672	#	1609660	#	2467229	Net Added		
50450	22402	10829	40016	310377	13697	#	2403700	#	3210856	Disposed Of		
63	34	0	404	49924	-151	-	-	-	33846	Adjustment		
71319	40035	25172	20020	553976	4203	-	-	-	1122098	Pending at End		
30056	7059	275	786	60684	-176	-	-	-	84259	Inventory (+ or -)		
N/A	16%	71%	29%	18%	N/A	-	-	-	N/A	% Pending More Than 12 Months		
68111	43335	93013	38056	544179	52116	-	-	-	1362322	Pending at Start	State	
58266	38246	29552	72330	442049	122625	140867	2831924	11593	4203326	Filed		
55810	6018	193	8470	6883	2524	105	3224	10	108856	Reinstated		
2623	0	0	-3241	3241	-145	-	-	-	2668	Transferred		
116699	44264	29745	77559	452173	125004	140972	2835148	11603	4314850	Net Added		
77908	35439	29261	75850	436175	127102	137409	3629352	11592	5045433	Disposed Of		
-4377	191	691	65	49358	187	-	-	-	35018	Adjustment		
102525	52351	94188	39830	609535	50205	-	-	-	1457387	Pending at End *		
34414	9016	1175	1774	65356	-1911	-	-	-	95065	Inventory (+ or -)		
-	26%	65%	24%	26%	-	-	-	-	-	% Pending More Than 12 Months		

#Ordinance and Conservation Violations are included in the Misdemeanor category for Cook County.

Disposed of in Cook County does not include 41,034 Parking Cases Disposed of in Districts Two thru Six.

not arithmetically balance the figures shown for each circuit; it reconciles arithmetical differences in the and Conservation Violations, for which a pending count is not maintained.

Page two (2) of Cook County report, not recorded here in trend of cases. Family category in Cook

18th Circuit (DuPage County), 53 of the cases pending more than 12 months, are cases being prosecuted by

**SUMMARY REPORT ON LAW JURY CASES DISPOSED OF  
IN THE CIRCUIT COURTS OF ILLINOIS DURING 1992**

CIRCUIT	Total Law Jury Cases Disposed Of			Number of Law Jury Cases Terminated By Verdict			Average Time Elapsed in Months For All Cases Terminated by Verdict
	Law Over \$15,000	Law \$15,000 Or Less	Total	Law Over \$15,000	Law \$15,000 Or Less	Total	
1st .....	322	15	337	14	0	14	32.9
2nd .....	233	7	240	15	1	16	34.8
3rd .....	1,187	105	1,292	83	6	89	28.7
4th .....	307	26	333	26	2	28	21.3
5th .....	283	38	321	25	0	25	30.4
6th .....	547	16	563	32	0	32	25.0
7th .....	483	29	512	16	0	16	35.6
8th .....	158	15	173	10	0	10	21.9
9th .....	161	19	180	10	1	11	20.3
10th .....	636	50	686	26	1	27	27.9
11th .....	408	37	445	44	1	45	31.0
12th .....	641	40	681	26	5	31	19.3
13th .....	353	25	378	16	1	17	28.8
14th .....	365	24	389	24	1	25	42.3
15th .....	126	6	132	9	1	10	23.1
16th .....	751	61	812	69	12	81	26.3
17th .....	562	73	635	12	0	12	30.1
18th .....	1,739	192	1,931	58	42	100	25.7
19th .....	1,612	191	1,803	58	11	69	19.4
20th .....	1,149	163	1,312	38	2	40	30.9
21st .....	238	77	315	11	3	14	44.2
Downstate Total .	12,261	1,209	13,470	622	90	712	27.4
Cook County ....	18,366	(a) 23,307	41,673	494	352	846	56.7
State Total .....	30,627	24,516	55,143	1,116	442	1,558	42.0

(a) Includes Civil Jury Cases <\$15,000.

# STATISTICAL REPORT ON LAW JURY CASES DISPOSED OF DURING 1992

Circuit	County	Law Jury Cases Disposed Of			Number of Law Jury Cases Terminated by Verdict			Time Lapse For All Law Jury Cases Terminated by Verdict												
		Law Over \$15,000	Law \$15,000 or Less	Total	Law Over \$15,000	Law \$15,000 or Less	Total	Under 1 Year	1 Year to 1-1/2 Yrs	1-1/2 Yrs to 2 Years	2 Years to 2-1/2 Yrs	2-1/2 Yrs to 3 Years	3 Years to 3-1/2 Yrs	3-1/2 Yrs to 4 Years	Over 4 Years	Average Time Lapse In Months				
																Law Over \$15,000	Law \$15,000 or Less	Total		
1st	Alexander	0	0	0	0	0	0	0	0	0	0	0	0	0	0	0	0.0	0.0	0.0	
	Jackson	115	4	119	9	0	9	2	2	0	1	0	0	0	4	36.2	0.0	36.2		
	Johnson	5	4	9	0	0	0	0	0	0	0	0	0	0	0	0.0	0.0	0.0		
	Massac	17	2	19	1	0	1	0	0	0	1	0	0	0	0	27.3	0.0	27.3		
	Pope	3	0	3	0	0	0	0	0	0	0	0	0	0	0	0.0	0.0	0.0		
	Pulaski	6	0	6	0	0	0	0	0	0	0	0	0	0	0	0.0	0.0	0.0		
	Saline	14	2	16	1	0	1	0	0	0	1	0	0	0	0	30.4	0.0	30.4		
	Union	26	1	27	2	0	2	0	0	2	0	0	0	0	0	22.3	0.0	22.3		
	Williamson	136	2	138	1	0	1	0	0	0	0	1	0	0	0	32.8	0.0	32.8		
1st	Circuit Total	322	15	337	14	0	14	2	2	2	3	1	0	0	4	32.9	0.0	32.9		
2nd	Crawford	13	0	13	2	0	2	0	1	0	0	0	0	1	0	32.1	0	32.1		
	Edwards	0	0	0	0	0	0	0	0	0	0	0	0	0	0	0.0	0.0	0.0		
	Franklin	77	1	78	4	0	4	1	0	0	0	2	1	0	0	30.9	0.0	30.9		
	Gallatin	4	0	4	0	0	0	0	0	0	0	0	0	0	0	0.0	0.0	0.0		
	Hamilton	4	0	4	1	0	1	0	0	0	1	0	0	0	0	26.7	0.0	26.7		
	Hardin	4	0	4	2	0	2	0	0	0	1	1	0	0	0	31.3	0.0	31.3		
	Jefferson	60	3	63	3	0	3	1	0	0	0	0	0	0	2	37.2	0.0	37.2		
	Lawrence	16	1	17	0	0	0	0	0	0	0	0	0	0	0	0.0	0.0	0.0		
	Richland	16	2	18	0	1	1	0	0	1	0	0	0	0	0	0.0	21.6	21.6		
	Wabash	4	0	4	0	0	0	0	0	0	0	0	0	0	0	0.0	0.0	0.0		
	Wayne	10	0	10	2	0	2	0	0	0	0	1	0	0	1	55.7	0.0	55.7		
	White	25	0	25	1	0	1	0	0	0	0	1	0	0	0	34.9	0.0	34.9		
2nd	Circuit Total	233	7	240	15	1	16	2	1	1	2	5	1	1	3	35.6	21.6	34.8		
3rd	Bond	19	3	22	1	0	1	0	0	1	0	0	0	0	0	23.3	0.0	23.3		
	Madison	1168	102	1270	82	6	88	5	15	10	13	18	11	5	6	29.5	19.7	27.9		
3rd	Circuit Total	1187	105	1292	83	6	89	5	15	11	13	18	11	5	6	29.4	19.7	28.7		
4th	Christian	8	0	8	1	1	2	1	1	0	0	0	0	0	0	13.2	6.2	9.7		
	Clay	12	4	16	0	0	0	0	0	0	0	0	0	0	0	0.0	0.0	0.0		
	Clinton	39	1	40	7	1	8	1	2	2	3	0	0	0	0	19.2	26.4	20.1		
	Effingham	52	7	59	4	0	4	0	0	3	1	0	0	0	0	23.0	0.0	23.0		
	Fayette	20	2	22	4	0	4	0	0	1	3	0	0	0	0	24.8	0.0	24.8		
	Jasper	6	2	8	0	0	0	0	0	0	0	0	0	0	0	0.0	0.0	0.0		
	Marion	125	5	130	5	0	5	0	3	0	1	0	0	0	1	26.5	0.0	26.5		
	Montgomery	27	2	29	3	0	3	1	1	1	0	0	0	0	0	13.1	0.0	13.1		
	Shelby	18	3	21	2	0	2	0	0	1	1	0	0	0	0	26.2	0.0	26.2		
4th	Circuit Total	307	26	333	26	2	28	3	7	8	9	0	0	0	1	21.7	16.3	21.3		
5th	Clark	14	0	14	0	0	0	0	0	0	0	0	0	0	0	0.0	0.0	0.0		
	Coles	93	4	97	7	0	7	0	1	0	2	0	2	0	2	39.2	0.0	39.2		
	Cumberland	10	1	11	0	0	0	0	0	0	0	0	0	0	0	0.0	0.0	0.0		
	Edgar	20	0	20	1	0	1	0	0	0	0	0	0	1	0	44.8	0.0	44.8		
	Vermilion	146	33	179	17	0	17	1	4	3	5	0	2	1	1	25.9	0.0	25.9		
5th	Circuit Total	283	38	321	25	0	25	1	5	3	7	0	4	2	3	30.4	0.0	30.4		

# STATISTICAL REPORT ON LAW JURY CASES DISPOSED OF DURING 1992

Circuit	County	Law Jury Cases Disposed Of			Number of Law Jury Cases Terminated by Verdict			Time Lapse For All Law Jury Cases Terminated by Verdict												Average Time Lapse In Months		
		Law Over \$15,000	Law \$15,000 or Less	Total	Law Over \$15,000	Law \$15,000 or Less	Total	Under 1 Year	1 Year to 1-1/2 Yrs	1-1/2 Yrs to 2 Years	2 Years to 2-1/2 Yrs	2-1/2 Yrs to 3 Years	3 Years to 3-1/2 Yrs	3-1/2 Yrs to 4 Years	Over 4 Years	Law Over \$15,000	Law \$15,000 or Less	Total				
6th	Champaign	280	8	288	15	0	15	1	3	2	3	4	1	0	1	27.7	0.0	27.7				
	DeWitt	23	2	25	2	0	2	0	0	0	1	1	0	0	0	29.2	0.0	29.2				
	Douglas	26	2	28	2	0	2	0	1	0	0	0	1	0	0	28.0	0.0	28.0				
	Macon	202	2	204	12	0	12	1	2	6	2	1	0	0	0	21.3	0.0	21.3				
	Moultrie	8	1	9	0	0	0	0	0	0	0	0	0	0	0	0.0	0.0	0.0				
	Piatt	8	1	9	1	0	1	0	1	0	0	0	0	0	0	14.5	0.0	14.5				
6th	Circuit Total	547	16	563	32	0	32	2	7	8	6	6	2	0	1	25.0	0.0	25.0				
7th	Greene	15	0	15	0	0	0	0	0	0	0	0	0	0	0	0.0	0.0	0.0				
	Jersey	9	1	10	0	0	0	0	0	0	0	0	0	0	0	0.0	0.0	0.0				
	Macoupin	63	2	65	0	0	0	0	0	0	0	0	0	0	0	0.0	0.0	0.0				
	Morgan	33	3	36	0	0	0	0	0	0	0	0	0	0	0	0.0	0.0	0.0				
	Sangamon	357	23	380	16	0	16	1	0	3	3	1	4	1	3	35.6	0.0	35.6				
	Scott	6	0	6	0	0	0	0	0	0	0	0	0	0	0	0.0	0.0	0.0				
7th	Circuit Total	483	29	512	16	0	16	1	0	3	3	1	4	1	3	35.6	0.0	35.6				
8th	Adams	99	10	109	4	0	4	1	2	0	0	0	0	0	1	29.3	0.0	29.3				
	Brown	5	1	6	1	0	1	0	0	1	0	0	0	0	0	22.0	0.0	22.0				
	Calhoun	7	1	8	1	0	1	0	1	0	0	0	0	0	0	16.0	0.0	16.0				
	Cass	8	0	8	0	0	0	0	0	0	0	0	0	0	0	0.0	0.0	0.0				
	Mason	14	1	15	3	0	3	1	0	2	0	0	0	0	0	16.6	0.0	16.6				
	Menard	5	0	5	0	0	0	0	0	0	0	0	0	0	0	0.0	0.0	0.0				
	Pike	15	2	17	1	0	1	0	1	0	0	0	0	0	0	13.5	0.0	13.5				
	Schuyler	5	0	5	0	0	0	0	0	0	0	0	0	0	0	0.0	0.0	0.0				
8th	Circuit Total	158	15	173	10	0	10	2	4	3	0	0	0	0	1	21.9	0.0	21.9				
9th	Fulton	30	3	33	4	0	4	1	2	0	0	0	0	0	1	23.6	0.0	23.6				
	Hancock	11	0	11	0	0	0	0	0	0	0	0	0	0	0	0.0	0.0	0.0				
	Henderson	8	1	9	0	0	0	0	0	0	0	0	0	0	0	0.0	0.0	0.0				
	Knox	61	12	73	3	1	4	1	2	0	1	0	0	0	0	19.0	4.9	15.5				
	McDonough	35	2	37	1	0	1	0	0	0	0	1	0	0	0	31.9	0.0	31.9				
	Warren	16	1	17	2	0	2	0	1	1	0	0	0	0	0	17.4	0.0	17.4				
9th	Circuit Total	161	19	180	10	1	11	2	5	1	1	1	0	0	1	21.8	4.9	20.3				
10th	Marshall	21	0	21	0	0	0	0	0	0	0	0	0	0	0	0.0	0.0	0.0				
	Peoria	427	42	469	21	0	21	1	4	7	5	1	1	1	1	25.4	0.0	25.4				
	Putnam	4	0	4	0	0	0	0	0	0	0	0	0	0	0	0.0	0.0	0.0				
	Stark	6	0	6	1	0	1	1	0	0	0	0	0	0	0	10.2	0.0	10.2				
	Tazewell	178	8	186	4	1	5	0	0	0	1	2	1	0	1	46.2	25.3	42.0				
10th	Circuit Total	636	50	686	26	1	27	2	4	7	6	3	2	1	2	28.0	25.3	27.9				
11th	Ford	11	0	11	1	0	1	0	0	0	0	0	0	0	1	50.9	0.0	50.9				
	Livingston	51	8	59	10	0	10	0	2	0	1	2	3	1	1	38.5	0.0	38.5				
	Logan	36	1	37	1	0	1	1	0	0	0	0	0	0	0	11.7	0.0	11.7				
	McLean	272	26	298	29	1	30	1	3	9	5	4	2	1	3	30.0	11.4	29.3				
	Woodford	38	2	40	3	0	3	0	2	0	0	0	1	0	0	22.2	0.0	22.2				
11th	Circuit Total	408	37	445	44	1	45	2	7	9	6	6	6	2	5	31.4	11.4	31.0				

# STATISTICAL REPORT ON LAW JURY CASES DISPOSED OF DURING 1992

Circuit	County	Law Jury Cases Disposed Of			Number of Law Jury Cases Terminated by Verdict			Time Lapse For All Law Jury Cases Terminated by Verdict											Average Time Lapse In Months		
		Law Over \$15,000	Law \$15,000 or Less	Total	Law Over \$15,000	Law \$15,000 or Less	Total	Under 1 Year	1 Year to 1-1/2 Yrs	1-1/2 Yrs to 2 Years	2 Years to 2-1/2 Yrs	2-1/2 Yrs to 3 Years	3 Years to 3-1/2 Yrs	3-1/2 Yrs to 4 Years	Over 4 Years	Law Over \$15,000	Law \$15,000 or Less	Total			
12th	Will	641	40	681	26	5	31	4	11	7	7	2	0	0	0	21.0	10.9	19.7			
12th	Circuit Total	641	40	681	26	5	31	4	11	7	7	2	0	0	0	21.0	10.9	19.3			
13th	Bureau	51	4	55	1	0	1	0	0	0	1	0	0	0	0	26.4	0.0	26.4			
	Grundy	48	4	52	3	0	3	0	0	0	1	0	0	1	1	40.4	0.0	40.4			
	LaSalle	254	17	271	12	1	13	2	2	2	2	3	1	0	1	26.6	23.4	26.3			
13th	Circuit Total	353	25	378	16	1	17	2	2	2	4	3	1	1	2	29.1	23.4	28.8			
14th	Henry	35	6	41	1	0	1	0	0	0	0	0	0	0	1	63.9	0.0	63.9			
	Mercer	9	0	9	1	0	1	0	0	0	0	0	0	0	1	56.8	0.0	56.8			
	Rock Island	264	16	280	16	1	17	3	0	5	4	1	0	0	4	38.3	18.6	37.2			
	Whiteside	57	2	59	6	0	6	0	1	0	3	0	0	0	2	50.7	0.0	50.7			
14th	Circuit Total	365	24	389	24	1	25	3	1	5	7	1	0	0	8	43.3	18.6	42.3			
15th	Carroll	7	0	7	1	0	1	0	0	0	0	0	1	0	0	41.5	0.0	41.5			
	Jo Daviess	11	2	13	0	0	0	0	0	0	0	0	0	0	0	0.0	0.0	0.0			
	Lee	54	2	56	4	1	5	1	1	1	0	1	1	0	0	27.1	6.7	23.0			
	Ogle	31	0	31	1	0	1	1	0	0	0	0	0	0	0	10.2	0.0	10.2			
	Stephenson	23	2	25	3	0	3	0	2	0	0	1	0	0	0	21.3	0.0	21.3			
15th	Circuit Total	126	6	132	9	1	10	2	3	1	0	2	2	0	0	24.9	6.7	23.1			
16th	DeKalb	111	29	140	6	1	7	0	0	1	1	1	1	1	3	53.5	22.9	49.1			
	Kane	597	31	628	58	11	69	6	12	15	6	5	8	2	6	27.7	10.8	25.0			
	Kendall	43	1	44	5	0	5	2	3	0	0	0	0	0	0	12.6	0.0	12.6			
16th	Circuit Total	751	61	812	69	12	81	8	15	16	7	6	9	2	9	28.9	11.8	26.3			
17th	Boone	47	0	47	0	0	0	0	0	0	0	0	0	0	0	0.0	0.0	0.0			
	Winnebago	515	73	588	12	0	12	1	3	1	2	1	1	1	2	30.1	0.0	30.1			
17th	Circuit Total	562	73	635	12	0	12	1	3	1	2	1	1	1	2	30.1	0.0	30.1			
18th	DuPage	1739	192	1931	58	42	100	4	16	7	14	9	5	3	3	28.3	22.1	25.7			
18th	Circuit Total	1739	192	1931	58	42	100	4	16	7	14	9	5	3	3	28.3	22.1	25.7			
19th	Lake	1383	181	1564	51	10	61	17	16	13	6	1	1	1	1	21.0	8.1	18.2			
	McHenry	229	10	239	7	1	8	2	0	2	3	0	0	1	0	25.7	10.2	23.8			
19th	Circuit Total	1612	191	1803	58	11	69	19	16	15	9	1	1	2	1	21.5	8.3	19.4			
20th	Monroe	33	11	44	3	0	3	0	0	1	0	0	2	0	0	34.0	0.0	34.0			
	Perry	21	0	21	1	0	1	0	0	0	1	0	0	0	0	26.6	0.0	26.6			
	Randolph	46	1	47	0	0	0	0	0	0	0	0	0	0	0	0.0	0.0	0.0			
	St. Clair	1041	147	1188	33	2	35	1	6	6	6	4	4	2	4	31.1	22.1	30.6			
	Washington	8	4	12	1	0	1	0	0	0	0	0	1	0	0	39.0	0.0	39.0			
20th	Circuit Total	1149	163	1312	38	2	40	1	6	7	7	4	7	2	4	31.4	22.1	30.9			
21st	Iroquois	46	12	58	4	1	5	0	0	0	1	0	1	1	2	56.8	57.2	56.8			
	Kankakee	192	65	257	7	2	9	0	0	3	1	0	2	0	3	33.7	49.7	37.2			
21st	Circuit Total	238	77	315	11	3	14	0	0	3	2	0	3	1	5	42.1	52.2	44.2			
	Downstate Total	12261	1209	13470	622	90	712	68	130	120	115	70	59	24	64	28.7	18.7	27.4			
	Cook County	18366	23307	41673	494	352	846	3	8	9	16	9	9	3	580	64.1	24.1	56.7			
	State Total	30627	24516	55143	1116	442	1558	71	138	129	131	79	68	27	644	46.4	21.4	42.1			

\* Cook County figures are only for cases over \$15,000.

**DISPOSITIONS IN 1992 OF  
DEFENDANTS CHARGED WITH A FELONY**

Circuit	County	Total Number of Defendants Disposed Of	Total Not Convicted	Total Convicted	CONVICTED																		Found Unfit to Stand Trial	County	Circuit	
					Plea of Guilty						Convicted by Court						Convicted by Jury									
					Class						Class						Class									
					M	X	1	2	3	4	M	X	1	2	3	4	M	X	1	2	3	4				
1st	Alexander	186	60	126	4	3	18	39	38	24	0	0	0	0	0	0	0	0	0	0	0	0	0	0	Alexander	1st
	Jackson	875	487	386	1	17	46	60	134	120	0	4	0	0	4	0	0	0	0	0	0	0	0	0	Jackson	
	Johnson	108	33	75	0	1	4	28	20	21	0	0	0	0	0	0	0	0	0	0	0	1	0	0	Johnson	
	Massac	105	59	46	0	0	2	12	18	12	0	0	0	0	0	0	0	0	0	1	0	1	0	0	Massac	
	Pope	62	49	13	0	1	1	2	3	5	0	0	0	0	0	0	1	0	0	0	0	0	0	0	Pope	
	Pulaski	93	57	36	0	3	3	6	18	6	0	0	0	0	0	0	0	0	0	0	0	0	0	0	Pulaski	
	Saline	248	156	91	1	3	4	25	32	21	0	2	0	1	1	1	0	0	0	0	0	0	0	0	Saline	
	Union	131	91	40	0	0	1	9	15	14	0	0	0	0	0	0	0	0	0	0	0	1	0	0	Union	
	Williamson	426	305	120	1	7	7	47	28	30	0	0	0	0	0	0	0	0	0	0	0	0	0	0	Williamson	
1st	Circuit Total	2234	1297	933	7	35	86	228	306	253	0	6	0	1	5	1	1	0	1	0	3	0	4	Circuit Total	1st	
2nd	Crawford	87	28	59	0	0	3	13	26	17	0	0	0	0	0	0	0	0	0	0	0	0	0	0	Crawford	2nd
	Edwards	15	5	10	0	0	1	8	0	1	0	0	0	0	0	0	0	0	0	0	0	0	0	0	Edwards	
	Franklin	228	103	125	0	3	16	20	36	41	0	0	2	0	0	1	0	3	2	0	1	0	0	0	Franklin	
	Gallatin	66	42	24	0	0	1	6	10	7	0	0	0	0	0	0	0	0	0	0	0	0	0	0	Gallatin	
	Hamilton	35	18	17	0	0	2	3	5	5	0	0	0	0	0	0	0	0	0	1	1	0	0	0	Hamilton	
	Hardin	29	9	20	0	0	3	4	6	7	0	0	0	0	0	0	0	0	0	0	0	0	0	0	Hardin	
	Jefferson	208	80	128	1	5	25	31	38	27	0	0	0	0	0	0	0	0	0	0	1	0	0	0	Jefferson	
	Lawrence	89	54	35	0	0	0	7	12	16	0	0	0	0	0	0	0	0	0	0	0	0	0	0	Lawrence	
	Richland	94	43	51	0	0	5	23	8	14	0	0	0	0	0	0	1	0	0	0	0	0	0	0	Richland	
	Wabash	97	62	35	0	2	3	3	9	18	0	0	0	0	0	0	0	0	0	0	0	0	0	0	Wabash	
	Wayne	79	48	31	0	0	3	5	17	6	0	0	0	0	0	0	0	0	0	0	0	0	0	0	Wayne	
	White	114	57	57	0	3	0	14	28	11	0	0	0	0	1	0	0	0	0	0	0	0	0	0	White	
2nd	Circuit Total	1141	549	592	1	13	62	137	195	170	0	0	2	0	1	1	1	3	2	1	3	0	0	Circuit Total	2nd	
3rd	Bond	112	38	74	0	1	3	25	21	22	0	0	0	1	0	0	0	1	0	0	0	0	0	0	Bond	3rd
	Madison	1924	515	1404	1	42	177	373	359	441	1	2	1	2	0	0	2	0	0	1	0	2	5	Madison		
3rd	Circuit Total	2036	553	1478	1	43	180	398	380	463	1	2	1	3	0	0	2	1	0	1	0	2	5	Circuit Total	3rd	
4th	Christian	125	64	61	0	2	1	27	11	20	0	0	0	0	0	0	0	0	0	0	0	0	0	0	Christian	4th
	Clay	46	4	42	0	2	3	15	11	10	0	0	0	0	1	0	0	0	0	0	0	0	0	0	Clay	
	Clinton	243	116	127	0	1	4	27	42	46	2	2	0	0	2	1	0	0	0	0	0	0	0	0	Clinton	
	Effingham	235	55	180	0	5	5	40	51	74	0	1	0	1	3	0	0	0	0	0	0	0	0	0	Effingham	
	Fayette	184	79	105	0	0	3	19	27	48	0	0	0	0	0	1	1	2	0	0	3	1	0	0	Fayette	
	Jasper	53	14	39	0	1	1	20	5	10	0	0	0	0	0	1	1	0	0	0	0	0	0	0	Jasper	
	Marion	241	75	165	0	6	14	59	41	45	0	0	0	0	0	0	0	0	0	0	0	0	0	0	Marion	
	Montgomery	119	39	79	0	4	3	12	30	29	0	0	0	0	0	0	1	0	0	0	0	0	0	0	Montgomery	
	Shelby	48	14	34	0	1	0	4	13	13	0	0	0	0	1	0	0	0	0	0	1	1	0	0	Shelby	
4th	Circuit Total	1294	460	832	0	22	34	223	231	295	2	3	0	1	7	3	3	2	0	0	4	2	2	Circuit Total	4th	
5th	Clark	52	10	42	0	0	0	15	15	12	0	0	0	0	0	0	0	0	0	0	0	0	0	0	Clark	5th
	Coles	285	64	221	1	5	10	47	82	75	0	0	0	0	0	0	0	0	0	0	1	0	0	0	Coles	
	Cumberland	41	26	15	1	0	0	4	6	3	0	0	0	0	0	0	1	0	0	0	0	0	0	0	Cumberland	
	Edgar	171	81	89	0	1	7	21	33	26	0	0	0	0	0	0	1	0	0	0	0	0	0	0	Edgar	
	Vermilion	526	202	324	0	14	30	78	92	101	0	3	0	0	0	0	1	0	1	0	4	0	0	0	Vermilion	
5th	Circuit Total	1075	383	691	2	20	47	165	228	217	0	3	0	0	0	0	3	0	1	0	5	0	1	Circuit Total	5th	

**DISPOSITIONS IN 1992 OF  
DEFENDANTS CHARGED WITH A FELONY**

Circuit	County	Total Number of Defendants Disposed Of	Total Not Convicted	Total Convicted	CONVICTED																Found Unfit to Stand Trial	County	Circuit			
					Plea of Guilty						Convicted by Court						Convicted by Jury									
					Class						Class						Class									
					M	X	1	2	3	4	M	X	1	2	3	4	M	X	1	2				3	4	
6th	Champaign	1636	885	744	1	16	72	184	207	244	0	1	1	1	2	0	1	6	2	2	4	0	0	7	Champaign	6th
	DeWitt	137	71	66	0	1	2	17	32	14	0	0	0	0	0	0	0	0	0	0	0	0	0	0	DeWitt	
	Douglas	85	58	27	0	0	2	6	11	6	0	0	0	0	0	0	0	0	1	0	1	0	0	0	Douglas	
	Macon	1177	426	750	1	24	60	125	222	274	0	1	4	3	2	2	0	9	4	6	8	5	1	Macon		
	Moultrie	31	10	21	0	2	3	2	4	9	0	0	0	1	0	0	0	0	0	0	0	0	0	0	Moultrie	
	Piatt	67	37	30	0	4	0	10	8	6	0	0	0	0	0	0	0	0	0	2	0	0	0	0	Piatt	
6th	Circuit Total	3133	1487	1638	2	47	139	344	484	553	0	2	5	5	4	2	1	15	7	10	13	5	8	Circuit Total	6th	
7th	Greene	85	60	25	0	0	0	4	18	3	0	0	0	0	0	0	0	0	0	0	0	0	0	0	Greene	7th
	Jersey	130	59	71	0	0	6	14	31	18	0	0	1	0	0	1	0	0	0	0	0	0	0	0	Jersey	
	Macoupin	421	299	122	0	1	11	32	47	24	0	2	1	2	0	0	0	1	0	0	1	0	0	0	Macoupin	
	Morgan	173	40	132	0	5	3	33	55	32	0	0	1	2	1	0	0	0	0	0	0	0	0	0	Morgan	
	Sangamon	1279	610	669	0	15	58	175	223	190	0	0	0	0	0	0	5	2	0	1	0	0	0	0	Sangamon	
	Scott	24	17	7	0	0	0	3	2	2	0	0	0	0	0	0	0	0	0	0	0	0	0	0	Scott	
7th	Circuit Total	2112	1085	1026	0	21	78	261	376	269	0	2	3	4	1	1	5	3	0	2	0	0	0	1	Circuit Total	7th
8th	Adams	556	314	242	0	12	27	45	83	55	0	1	0	1	2	0	1	2	3	3	6	1	0	0	Adams	8th
	Brown	60	30	27	0	0	1	1	15	8	0	0	0	0	1	0	0	0	0	0	1	0	0	0	Brown	
	Calhoun	16	3	13	0	0	0	6	3	3	0	0	0	0	0	0	0	0	0	0	1	0	0	0	Calhoun	
	Cass	125	64	61	0	2	1	27	11	20	0	0	0	0	0	0	0	0	0	0	0	0	0	0	Cass	
	Mason	114	55	59	2	1	6	21	14	15	0	0	0	0	0	0	0	0	0	0	0	0	0	0	Mason	
	Menard	46	22	24	0	0	0	7	8	9	0	0	0	0	0	0	0	0	0	0	0	0	0	0	Menard	
	Pike	132	55	76	2	1	4	17	29	20	1	0	1	0	0	1	0	0	0	0	0	0	0	0	Pike	
	Schuyler	26	12	14	0	1	1	6	2	4	0	0	0	0	0	0	0	0	0	0	0	0	0	0	Schuyler	
8th	Circuit Total	1075	555	516	4	17	40	130	165	134	1	1	1	1	3	1	1	2	3	3	8	1	4	Circuit Total	8th	
9th	Fulton	197	60	137	0	1	6	48	36	46	0	0	0	0	0	0	0	0	0	0	0	0	0	1	Fulton	9th
	Hancock	121	51	70	0	1	1	26	9	33	0	0	0	0	0	0	0	0	0	0	0	0	0	0	Hancock	
	Henderson	79	53	26	0	0	2	11	4	9	0	0	0	0	0	0	0	0	0	0	0	0	0	0	Henderson	
	Knox	207	42	163	0	6	18	55	42	38	0	0	0	1	2	0	0	1	0	0	0	0	0	1	Knox	
	McDonough	97	38	58	0	1	3	16	17	16	0	0	0	3	1	1	0	0	0	0	0	0	0	0	McDonough	
	Warren	121	46	75	0	1	3	7	16	11	0	1	2	13	8	12	0	0	0	1	0	0	0	0	Warren	
9th	Circuit Total	822	290	529	0	10	33	163	124	153	0	1	2	17	11	13	0	1	0	1	0	0	3	Circuit Total	9th	
10th	Marshall	65	51	14	0	0	1	9	2	2	0	0	0	0	0	0	0	0	0	0	0	0	0	0	Marshall	10th
	Peoria	1393	353	1040	3	49	104	222	236	345	1	3	5	5	12	10	3	15	6	4	10	7	0	0	Peoria	
	Putnam	17	5	12	0	0	1	3	6	2	0	0	0	0	0	0	0	0	0	0	0	0	0	0	Putnam	
	Stark	14	7	7	0	0	2	2	2	0	0	0	0	0	0	0	0	0	0	1	0	0	0	0	Stark	
	Tazewell	515	234	281	1	4	19	70	61	109	0	1	0	0	3	2	0	1	1	0	7	2	0	0	Tazewell	
10th	Circuit Total	2004	650	1354	4	53	127	306	307	458	1	4	5	5	15	12	3	16	7	5	17	9	0	Circuit Total	10th	
11th	Ford	79	53	26	0	0	1	7	8	7	0	0	0	0	0	0	0	0	0	1	0	2	0	0	Ford	11th
	Livingston	252	61	190	0	9	19	27	65	56	0	0	0	0	0	0	3	2	1	1	7	0	1	0	Livingston	
	Logan	179	48	131	1	3	4	45	50	26	0	0	0	0	0	0	1	0	0	0	1	0	0	0	Logan	
	McLean	927	298	628	0	31	37	136	185	193	0	0	0	0	2	4	2	9	5	4	13	7	1	0	McLean	
	Woodford	132	78	54	0	0	5	11	20	17	0	0	0	0	0	0	0	0	0	1	0	0	0	0	Woodford	
11th	Circuit Total	1569	538	1029	1	43	66	226	328	299	0	0	0	0	2	4	6	11	6	7	21	9	2	Circuit Total	11th	

# DISPOSITIONS IN 1992 OF DEFENDANTS CHARGED WITH A FELONY

Circuit	County	(1)  Total * Number of Defendants Disposed Of	Total Not Convicted	Total Convicted	CONVICTED																								Found Unfit to Stand Trial	County	Circuit
					Plea of Guilty (a)								Convicted by Court								Convicted by Jury										
					Class								Class								Class										
					M	X	1	2	3	4	M	X	1	2	3	4	M	X	1	2	3	4									
12th	Will	1699	568	1189	4	53	186	321	310	218	2	5	10	12	8	10	13	13	9	4	8	3	2	Will	12th						
12th	Circuit Total	1699	568	1189	4	53	186	321	310	218	2	5	10	12	8	10	13	13	9	4	8	3	2	Circuit Total	12th						
13th	Bureau	107	12	94	1	8	1	33	28	17	0	0	0	3	1	0	0	1	0	1	0	0	1	Bureau	13th						
	Grundy	97	46	51	0	1	2	17	16	12	0	0	0	0	0	0	1	1	0	0	1	0	0	Grundy							
	LaSalle	479	84	394	0	11	27	125	92	139	0	0	0	0	0	0	0	0	0	0	0	0	0	LaSalle							
13th	Circuit Total	683	142	539	1	20	30	175	136	168	0	0	0	3	1	0	1	2	0	1	1	0	2	Circuit Total	13th						
14th	Henry	287	81	206	0	4	10	40	39	90	0	0	2	3	2	0	0	1	1	6	5	3	0	Henry	14th						
	Mercer	71	23	48	0	1	0	24	12	10	0	0	0	0	0	1	0	0	0	0	0	0	0	Mercer							
	Rock Island	933	269	661	1	19	43	143	200	232	0	3	4	6	2	2	1	1	0	0	3	1	3	Rock Island							
	Whiteside	392	83	309	0	20	44	74	69	90	0	0	1	1	0	0	0	3	2	1	2	2	0	Whiteside							
14th	Circuit Total	1683	456	1224	1	44	97	281	320	422	0	3	7	10	4	3	1	5	3	7	10	6	3	Circuit Total	14th						
15th	Carroll	92	30	62	0	4	8	23	10	14	0	0	0	0	0	1	0	0	0	2	0	0	0	Carroll	15th						
	Jo Daviess	154	133	21	0	0	1	5	2	12	0	1	0	0	0	0	0	0	0	0	0	0	0	Jo Daviess							
	Lee	214	98	116	0	4	16	23	46	24	0	1	0	0	0	1	1	0	0	0	0	0	0	Lee							
	Ogle	130	28	102	0	1	11	35	23	28	0	0	1	0	0	1	0	1	0	1	0	0	0	Ogle							
	Stephenson	364	102	262	3	5	26	62	77	83	0	0	0	0	0	0	0	1	1	3	0	1	0	Stephenson							
15th	Circuit Total	954	391	563	3	14	62	148	158	161	0	2	1	0	0	3	1	2	1	6	0	1	0	Circuit Total	15th						
16th	DeKalb	244	24	220	2	4	19	69	64	48	0	1	1	5	1	1	0	0	2	0	3	0	0	DeKalb	16th						
	Kane	1658	391	1263	11	58	146	264	366	325	0	3	3	5	9	51	0	8	9	0	3	2	4	Kane							
	Kendall	138	66	72	0	1	12	18	16	21	0	0	0	2	2	0	0	0	0	0	0	0	0	Kendall							
16th	Circuit Total	2040	481	1555	13	63	177	351	446	394	0	4	4	12	12	52	0	8	11	0	6	2	4	Circuit Total	16th						
17th	Boone	216	87	129	0	4	15	31	32	31	0	0	0	1	2	3	0	0	0	3	4	3	0	Boone	17th						
	Winnebago	1876	963	913	7	55	130	244	290	183	0	0	0	0	1	0	1	1	0	1	0	0	0	Winnebago							
17th	Circuit Total	2092	1050	1042	7	59	145	275	322	214	0	0	0	1	3	3	1	1	0	4	4	3	0	Circuit Total	17th						
18th	DuPage	3564	1935	1629	2	50	84	265	523	597	0	4	10	19	31	42	0	1	1	0	0	0	0	DuPage	18th						
18th	Circuit Total	3564	1935	1629	2	50	84	265	523	597	0	4	10	19	31	42	0	1	1	0	0	0	0	Circuit Total	18th						
19th	Lake	3644	2104	1531	4	71	149	286	440	527	0	4	3	4	3	10	1	12	4	2	2	9	9	Lake	19th						
	McHenry	564	138	426	0	4	47	109	132	130	0	0	0	1	0	0	0	2	0	0	1	0	0	McHenry							
19th	Circuit Total	4208	2242	1957	4	75	196	395	572	657	0	4	3	5	3	10	1	14	4	2	3	9	9	Circuit Total	19th						
20th	Monroe	102	41	61	0	1	4	16	18	21	0	0	0	1	0	0	0	0	0	0	0	0	0	Monroe	20th						
	Perry	142	54	88	0	1	6	33	30	15	0	1	0	0	0	0	0	0	0	0	2	0	0	Perry							
	Randolph	166	67	99	0	2	13	25	29	26	0	0	1	2	0	0	0	0	0	0	1	0	0	Randolph							
	St. Clair	1360	250	1110	5	28	101	352	296	287	1	2	3	2	1	1	5	6	5	6	5	4	0	St. Clair							
	Washington	41	17	24	0	0	2	8	3	11	0	0	0	0	0	0	0	0	0	0	0	0	0	Washington							
20th	Circuit Total	1811	429	1382	5	32	126	434	376	360	1	3	4	5	1	1	5	6	5	6	8	4	0	Circuit Total	20th						
21st	Iroquois	170	51	118	0	4	13	38	36	27	0	0	0	0	0	0	0	0	0	0	0	0	1	Iroquois	21st						
	Kankakee	869	443	426	2	12	42	96	94	156	0	2	1	5	4	5	1	3	0	0	2	1	0	Kankakee							
21st	Circuit Total	1039	494	544	2	16	55	134	130	183	0	2	1	5	4	5	1	3	0	0	2	1	1	Circuit Total	21st						
	Downstate Total	34704	16035	22242	64	750	2050	5360	6417	6638	8	51	59	109	116	167	50	109	61	60	116	57	51	Downstate Total							
	Cook County	43514	10873	32483	212	3072	5884	7857	5026	6386	225	1255	891	659	297	217	132	166	35	44	21	16	158	Cook County							
	State Total	78218	26908	54725	276	3822	7934	13217	11443	13024	233	1306	950	768	413	384	182	275	96	104	137	73	209	State Total							

\*Includes all defendants charged with but not convicted of felonies; defendants convicted by plea, bench or jury and defendants found unfit to be tried.

(a) Pleas do not include 66 from 1st District; no breakdown by Class, but are included in Total Convicted. (1) Total Disposed includes data found on Page 48 of this report.

**TOTAL NUMBER OF DEFENDANTS DISPOSED OF ON PAGE 140 INCLUDES  
THE FOLLOWING FOR THE COUNTIES LISTED:**

COUNTY	TRANSFERRED TO INACTIVE FUGITIVE OR WARRANT CALENDAR
	QUANTITY
BOONE	26
BUREAU	3
CLAY	1
DEWITT	12
DUPAGE	**
EFFINGHAM	14
FAYETTE	19
FORD	5
FULTON	3
GALLATIN	6
GREENE	15
HAMILTON	4
HANCOCK	1
HENDERSON	8
JODAVIESS	13
JOHNSON	5
KENDALL	1
LAKE	630
LASALLE	15
LEE	12
LIVINGSTON	10
LOGAN	5
MADISON	89
MARSHALL	5
MASSAC	13
MCDONOUGH	2
MCHENRY	27
MCLEAN	35
MONTGOMERY	12
MORGAN	16
MOULTRIE	1
PIATT	1
POPE	4
PUTNAM	1
RANDOLPH	3
RICHLAND	7
SHELBY	3
TAZEWELL	29
UNION	12
WABASH	6
WASHINGTON	1
WHITE	5
WILL	8
WOODFORD	1

\*\* 1597 - Transfers to Inactive Status,  
First Offender Probation Matters, etc.  
75 - Extradition Proceedings  
171 - Dismissed on Motion of State

**SENTENCES IMPOSED ON DEFENDANTS  
CHARGED AND CONVICTED OF FELONIES DURING 1992**

Circuit	County	SENTENCES																																	
		Death Class	State Imprisonment Class							State Imprisonment & Fine Class							Periodic Imprisonment (Illinois Department of Corrections) Class				Periodic Imprisonment & Fine (Illinois Department of Corrections) Class				Periodic Imprisonment (Local Correctional Institution) Class				Periodic Imprisonment & Fine (Local Correctional Institution) Class						
			M	X	1	2	3	4	M	X	1	2	3	4	1	2	3	4	1	2	3	4	1	2	3	4	1	2	3	4	1	2	3	4	
			M	X	1	2	3	4	M	X	1	2	3	4	1	2	3	4	1	2	3	4	1	2	3	4	1	2	3	4	1	2	3	4	
1st	Alexander	0	4	3	7	7	2	0	0	0	0	1	1	0	0	0	0	0	0	0	0	0	0	0	0	0	0	0	0	0	0	0	0	0	
	Jackson	0	1	21	8	17	14	7	0	0	0	1	0	0	1	0	0	0	0	0	0	0	0	0	0	0	0	0	1	0	0	0	0	0	
	Johnson	0	0	1	4	10	6	5	0	0	0	0	2	0	0	0	0	0	0	0	0	0	0	0	0	0	0	0	0	0	0	0	0	0	
	Massac	0	0	0	3	1	1	0	0	0	0	0	0	0	0	0	0	0	0	0	0	0	0	0	0	0	0	0	0	0	0	0	0	0	
	Pope	0	1	1	1	2	0	0	0	0	0	0	0	1	0	0	0	0	0	0	0	0	0	0	0	0	0	0	0	0	0	0	1	0	
	Pulaski	0	0	3	0	1	4	0	0	0	0	0	0	0	0	0	0	0	0	0	0	0	0	0	0	0	0	0	0	0	0	0	0	0	
	Saline	1	0	5	4	11	8	5	0	0	0	0	2	0	0	0	0	0	0	0	0	0	0	0	0	0	0	0	0	0	0	0	1	0	
	Union	0	0	0	0	4	3	2	0	0	0	1	1	2	0	0	0	0	0	0	0	0	0	0	0	0	0	0	0	1	0	0	0	0	
	Williamson	1	0	7	6	10	4	7	0	0	0	0	2	0	0	0	0	0	0	0	0	0	0	0	0	0	0	0	0	0	0	0	0	0	
	Circuit Total	2	6	41	33	63	42	26	0	0	0	2	8	4	1	0	0	0	0	0	0	0	0	0	0	0	0	0	2	0	0	1	0	0	
2nd	Crawford	0	0	0	1	7	2	1	0	0	0	1	2	4	0	0	0	2	4	0	0	0	0	0	0	0	0	0	2	1	0	0	3	2	
	Edwards	0	0	0	0	1	0	0	0	0	0	0	0	0	0	0	0	0	0	0	0	0	0	0	0	0	0	0	0	0	3	0	1		
	Franklin	0	0	6	8	3	5	3	0	0	0	0	0	1	0	0	0	0	0	0	0	0	0	0	0	0	0	0	0	0	0	0	1	0	
	Gallatin	0	0	0	0	2	2	1	0	0	0	0	0	3	1	0	0	0	0	0	0	0	0	0	0	0	0	0	0	0	0	0	0	0	
	Hamilton	0	0	0	0	3	1	2	0	0	0	0	0	0	0	0	0	0	0	0	0	0	0	0	0	0	0	0	0	0	1	2	0	0	
	Hardin	0	0	0	1	0	0	0	0	0	0	0	0	0	0	3	0	0	0	0	0	0	0	0	0	0	0	0	0	1	0	0	0	0	
	Jefferson	0	1	5	9	5	9	6	0	0	0	0	3	5	4	2	0	0	0	0	0	0	0	0	0	0	1	0	0	0	1	0	0	0	
	Lawrence	0	0	0	0	2	5	4	0	0	0	0	0	0	0	0	0	0	0	0	0	0	0	0	0	0	0	0	0	0	0	2	1	1	
	Richland	0	1	0	1	13	3	5	0	0	0	0	0	0	0	0	0	0	0	0	0	0	0	0	0	0	0	0	0	0	1	0	1	1	
	Wabash	0	0	2	3	2	2	0	0	0	0	0	0	0	0	0	0	0	0	0	0	0	0	0	0	0	0	0	0	0	0	0	0	0	
	Wayne	0	0	0	2	2	6	1	0	0	0	0	0	0	0	0	0	0	0	0	0	0	0	0	0	0	0	0	0	0	0	0	0	0	
	White	0	0	3	0	8	6	2	0	0	0	0	0	0	0	0	0	0	0	0	0	0	0	0	0	0	0	0	0	0	0	0	0	0	
	Circuit Total	0	2	16	25	48	41	25	0	0	0	4	7	12	6	0	2	4	0	1	0	0	1	0	0	4	2	2	4	9	5		5		
3rd	Bond	0	0	2	0	8	1	1	0	0	0	1	5	4	1	0	0	0	0	0	0	0	0	0	0	0	1	0	0	1	1	5	9	9	
	Madison	0	4	44	90	133	101	91	0	0	0	0	0	0	0	0	0	0	0	0	0	0	0	0	0	0	0	0	0	1	0	1	0	0	
	Circuit Total	0	4	46	90	141	102	92	0	0	0	1	5	4	1	0	0	0	0	0	0	0	0	0	0	0	1	0	0	2	1	6	9	9	
4th	Christian	0	0	2	0	2	1	6	0	0	0	0	1	0	0	0	2	0	0	0	0	0	1	0	0	0	0	1	0	3	0	0	0	0	
	Clay	0	0	2	2	8	7	5	0	0	0	0	1	1	0	0	0	0	0	0	0	0	0	0	0	0	0	0	0	0	0	0	0	0	
	Clinton	0	2	3	3	11	22	19	0	0	0	0	0	0	3	0	0	0	0	0	0	0	0	0	0	0	2	0	1	0	1	0	0	0	
	Effingham	0	0	6	4	13	8	6	0	0	0	0	1	0	0	0	0	0	0	0	0	0	0	0	0	0	0	0	0	0	0	0	0	0	
	Fayette	0	1	1	1	5	10	11	0	1	0	0	0	0	0	0	0	0	0	0	0	0	0	0	0	0	0	0	0	0	0	0	0	0	
	Jasper	0	1	1	0	0	0	0	0	0	0	0	0	0	0	0	6	0	3	0	0	0	0	0	0	0	0	0	0	1	0	0	0	1	
	Marion	0	0	5	9	22	12	11	0	0	0	0	6	0	1	0	0	0	0	0	0	0	0	0	0	0	3	0	1	0	0	0	0	3	
	Montgomery	0	1	4	1	6	14	9	0	0	0	1	0	1	0	0	0	0	0	0	0	2	1	0	0	0	0	0	0	0	0	0	1	0	0
	Shelby	0	0	0	0	2	5	1	0	1	0	1	1	0	0	0	0	0	0	0	0	0	0	0	0	0	0	0	0	0	0	2	1	1	
	Circuit Total	0	5	24	20	69	79	68	0	2	1	10	3	4	0	8	3	3	0	3	1	0	0	6	0	5	1	1	4	4	5		5		
5th	Clark	0	0	0	0	8	2	1	0	0	0	0	0	0	0	0	0	0	0	0	0	0	0	0	0	0	0	0	0	0	0	0	0	0	
	Coles	0	1	5	5	9	19	16	0	0	0	0	0	0	0	0	0	0	0	0	0	0	0	0	0	0	0	0	0	0	0	0	0	0	
	Cumberland	1	1	0	0	2	0	1	0	0	0	0	0	0	0	0	0	0	0	0	0	0	0	0	0	0	0	1	0	0	0	0	0	0	
	Edgar	0	1	1	4	6	9	3	0	0	0	0	0	0	0	0	0	0	0	0	0	0	0	0	0	0	0	0	0	0	0	0	0	0	
	Vermilion	0	0	17	18	26	33	15	0	0	0	1	0	1	0	0	2	0	1	0	0	0	0	0	0	2	2	2	2	0	1	0	0	2	
	Circuit Total	1	3	23	27	51	63	36	0	0	1	0	1	0	0	2	0	1	0	0	0	0	2	3	2	0	1	0	0	0	0	0	0	2	2

**SENTENCES IMPOSED ON DEFENDANTS  
CHARGED AND CONVICTED OF FELONIES DURING 1992**

Circuit	County	SENTENCES																																		
		Death	State Imprisonment								State Imprisonment & Fine								Periodic Imprisonment (Illinois Department of Corrections)				Periodic Imprisonment & Fine (Illinois Department of Corrections)				Periodic Imprisonment (Local Correctional Institution)				Periodic Imprisonment & Fine (Local Correctional Institution)					
			Class								Class								Class				Class				Class				Class					
			M	M	X	1	2	3	4	M	X	1	2	3	4	1	2	3	4	1	2	3	4	1	2	3	4	1	2	3	4	1	2	3	4	
6th	Champaign	0	2	23	45	74	61	54	0	0	0	2	0	0	0	0	0	0	2	0	0	0	0	0	0	0	0	0	0	0	0	0	0	0	0	0
	DeWitt	0	0	1	1	4	12	2	0	0	0	0	0	0	0	0	0	0	0	0	0	0	0	0	0	0	0	0	0	0	0	0	0	0	0	
	Douglas	0	0	0	2	2	1	0	0	0	0	0	0	0	0	0	0	0	0	0	0	0	0	0	0	0	0	0	0	0	0	0	0	0	0	
	Macon	0	1	32	51	67	123	158	0	2	2	5	6	14	0	0	0	0	0	0	0	0	7	19	12	1	3	5	6	2	21	22	18			
	Moultrie	0	0	2	3	3	1	2	0	0	0	0	0	0	0	0	0	0	0	0	0	0	0	0	0	0	0	0	0	0	0	0	0	0	0	
	Piatt	0	0	3	0	2	2	0	0	1	0	0	0	0	0	0	0	0	0	0	0	0	0	0	1	0	1	0	0	2	0	0	1			
6th	Circuit Total	0	3	61	102	152	200	216	0	3	2	5	6	14	0	0	0	0	0	0	0	7	19	13	1	4	5	6	2	23	22		19			
7th	Greene	0	0	0	0	4	15	2	0	0	0	0	0	0	0	0	0	0	0	0	0	0	0	0	0	0	0	0	0	0	0	0	1	0	0	
	Jersey	0	0	0	5	5	15	10	0	0	0	0	0	0	0	0	0	0	0	0	0	0	0	0	0	0	0	0	0	0	0	0	0	0	0	
	Macoupin	0	0	4	10	19	17	10	0	0	0	0	0	1	0	0	0	0	0	0	0	0	0	0	0	0	0	0	0	0	0	0	0	0	0	
	Morgan	0	0	5	3	9	15	3	0	0	0	1	2	0	0	0	0	2	0	0	0	0	0	0	0	2	0	2	0	0	0	0	0	0	0	
	Sangamon	0	3	12	14	31	20	17	2	5	18	33	33	29	0	0	1	1	2	10	8	5	0	0	2	2	1	0	1	0	1	0	1	0	1	
	Scott	0	0	0	0	1	1	1	0	0	0	0	0	0	0	0	0	0	0	1	0	0	0	0	0	0	0	0	0	0	1	0	1	0	1	
7th	Circuit Total	0	3	21	32	69	83	43	2	5	18	34	35	30	0	0	3	1	2	11	8	5	0	2	3	4	1	1	1	2	1	2	1			
8th	Adams	0	1	10	12	20	36	13	0	5	13	4	2	2	0	0	0	0	0	0	0	0	0	0	0	0	0	0	0	0	0	0	0	0	0	
	Brown	0	0	0	1	0	8	6	0	0	0	0	0	0	0	0	0	0	0	0	0	0	0	0	0	0	0	0	0	0	0	0	0	0	0	
	Calhoun	0	0	0	0	3	2	0	0	0	0	0	0	0	0	0	0	0	0	0	0	0	0	0	0	0	0	0	0	0	0	0	0	0	0	
	Cass	0	0	2	0	2	1	6	0	0	0	1	0	0	0	0	2	0	0	0	0	0	1	0	0	0	1	0	3	0	0	0	0	0	0	
	Mason	2	0	0	2	4	0	2	0	1	4	1	1	0	0	0	0	0	0	0	0	0	0	0	0	0	0	0	0	0	0	0	0	0	0	
	Menard	0	0	0	0	2	0	2	0	0	0	0	0	0	0	0	0	0	0	0	0	0	0	0	0	0	0	0	0	0	0	0	0	0	0	
	Pike	0	2	1	1	1	2	2	0	0	2	5	1	5	0	0	0	1	0	0	0	1	0	0	0	0	0	0	0	1	1	2	0	0	0	
	Schuyler	0	0	0	0	0	1	1	0	1	0	0	0	0	0	0	0	0	0	0	0	0	0	0	0	0	0	0	0	0	0	1	0	0	0	
8th	Circuit Total	2	3	13	16	32	50	32	0	7	19	11	4	7	0	2	1	0	0	1	1	0	0	1	1	0	0	1	0	3	1	2	2	0	0	
9th	Fulton	0	0	1	5	19	18	17	0	0	0	0	0	0	0	0	0	0	0	0	0	0	0	0	0	0	0	0	0	0	0	0	0	0	0	
	Hancock	0	0	1	1	11	3	0	0	0	0	0	2	0	0	0	0	0	0	0	0	0	0	0	0	0	0	0	0	0	0	0	0	0	0	
	Henderson	0	0	0	2	7	1	0	0	0	0	0	0	0	0	0	0	0	0	0	0	0	0	0	0	0	0	0	3	0	1	1	1	0		
	Knox	0	0	6	6	13	17	12	0	1	1	3	0	0	0	0	0	0	0	0	0	0	0	0	0	0	0	0	0	0	0	0	0	0	0	
	McDonough	0	0	1	1	7	5	8	0	0	0	0	0	0	0	0	0	0	0	0	0	0	0	0	0	0	0	0	0	0	4	7	1	1		
	Warren	0	0	2	2	9	5	2	0	0	0	2	5	4	0	0	0	0	0	0	0	0	0	0	0	0	0	0	0	2	2	4	5	5	5	
9th	Circuit Total	0	0	11	17	66	49	39	0	1	1	7	5	6	0	0	0	0	0	0	0	0	0	0	1	4	0	3	1	5	2	9	13	7		
10th	Marshall	0	0	0	0	5	0	0	0	0	0	0	0	0	0	0	0	1	0	0	0	0	0	0	0	0	0	1	1	1	0	1	0	0	0	
	Peoria	0	7	67	84	121	93	129	0	0	0	0	0	0	0	0	0	0	0	0	0	0	0	0	0	0	0	0	0	0	0	0	0	0	0	
	Putnam	0	0	0	1	2	3	0	0	0	0	0	0	0	0	0	0	0	0	0	0	0	0	0	0	0	0	0	0	0	0	0	0	0	0	
	Stark	0	0	0	1	2	1	0	0	0	0	0	0	0	0	0	0	0	0	0	0	0	0	0	0	0	0	0	0	0	0	0	0	0	0	
	Tazewell	0	0	6	7	14	10	17	1	0	0	1	0	0	0	0	0	0	0	0	0	0	0	0	0	0	0	1	0	0	0	1	0	0	0	
10th	Circuit Total	0	7	73	93	144	107	146	1	0	0	1	0	0	0	0	0	1	0	0	0	0	0	0	0	0	0	2	1	1	0	2	0	0	0	
11th	Ford	0	0	0	0	4	0	1	0	0	0	1	0	0	0	0	0	0	0	0	0	0	0	0	0	0	0	0	0	0	0	0	0	0	0	
	Livingston	3	0	10	18	9	39	25	0	0	0	1	4	3	1	0	0	0	0	0	0	0	0	0	0	0	0	0	0	1	0	0	0	0	1	
	Logan	0	2	3	3	14	16	8	0	0	0	0	0	0	0	0	0	0	0	0	0	0	0	0	0	0	0	0	0	0	0	0	0	0	0	
	McLean	1	0	40	33	75	88	83	0	0	0	0	0	0	0	0	0	0	0	0	0	0	0	0	0	0	0	0	0	0	0	0	0	0	0	
	Woodford	0	0	0	3	4	1	4	0	0	0	0	0	0	0	0	0	0	0	0	0	0	0	0	0	0	0	0	0	0	0	0	0	0	0	
11th	Circuit Total	4	2	53	57	106	144	121	0	0	1	5	3	1	0	0	0	0	0	0	0	0	0	0	0	0	0	0	0	2	0	0	0	0	1	

**SENTENCES IMPOSED ON DEFENDANTS  
CHARGED AND CONVICTED OF FELONIES DURING 1992**

Circuit	County	SENTENCES																																		
		State Imprisonment								State Imprisonment & Fine								Periodic Imprisonment (Illinois Department of Corrections)				Periodic Imprisonment & Fine (Illinois Department of Corrections)				Periodic Imprisonment (Local Correctional Institution)				Periodic Imprisonment & Fine (Local Correctional Institution)						
		Class								Class								Class				Class				Class				Class						
		M	M	X	1	2	3	4	M	X	1	2	3	4	1	2	3	4	1	2	3	4	1	2	3	4	1	2	3	4	1	2	3	4		
12th	Will	1	16	39	96	111	119	58	0	32	41	13	7	33	0	0	0	0	0	0	0	0	0	0	0	0	1	1	1	5	0	0	0	0	1	
12th	Circuit Total	1	16	39	96	111	119	58	0	32	41	13	7	33	0	0	0	0	0	0	0	0	0	0	0	0	1	1	1	5	0	0	0	0	1	
13th	Bureau	1	0	9	1	17	14	7	0	0	0	10	5	0	0	0	0	0	0	0	0	0	0	0	0	0	0	0	0	0	0	0	0	0		
	Grundy	1	0	2	0	0	0	0	0	0	0	0	0	0	1	6	6	1	1	0	0	1	0	1	0	1	0	0	0	0	0	0	0	0		
	LaSalle	0	0	11	12	32	33	30	0	0	3	0	3	5	0	0	0	0	0	0	0	0	0	0	0	0	0	0	0	2	0	0	0	0	0	
	Circuit Total	2	0	22	13	49	47	37	0	0	3	10	8	5	1	6	6	1	1	0	0	1	0	1	0	1	1	1	2	0	0	0	0	0	0	
14th	Henry	0	0	3	6	7	8	6	0	2	6	21	12	10	0	0	0	0	0	0	0	0	0	0	0	0	0	0	0	0	0	0	1	1		
	Mercer	0	0	1	0	10	4	1	0	0	0	0	0	0	0	0	0	0	0	0	0	0	0	0	0	0	1	0	0	0	0	0	0	0		
	Rock Island	0	2	18	18	49	45	34	0	0	3	5	6	6	1	0	0	0	0	0	0	0	0	0	0	0	0	0	0	0	0	0	0	0	0	
	Whiteside	0	0	12	16	16	10	17	0	11	10	10	6	13	0	0	0	0	0	0	0	0	0	0	0	0	0	0	0	0	0	0	0	0	0	
14th	Circuit Total	0	2	34	40	82	67	58	0	13	19	36	24	29	1	0	0	0	0	0	0	0	0	0	0	0	1	0	0	0	0	0	0	1	1	
15th	Carroll	0	0	1	4	2	0	4	0	3	2	3	5	0	0	0	0	0	0	0	0	0	0	0	0	0	0	0	0	1	0	0	0	0	0	
	Jo Daviess	0	0	1	0	0	0	0	0	0	0	1	0	1	0	0	0	0	0	0	0	0	0	0	0	0	0	0	0	0	0	0	0	0	0	
	Lee	0	1	5	9	7	15	3	0	0	0	0	0	0	0	0	0	0	0	0	0	0	0	0	0	0	0	0	0	0	0	2	1	1		
	Ogle	0	0	2	4	13	7	5	0	0	0	0	0	0	0	0	0	0	0	0	0	0	0	0	0	0	0	0	0	0	0	0	0	0	0	
	Stephenson	0	2	6	23	27	23	36	0	0	0	0	0	0	0	0	0	0	0	0	0	0	0	0	0	0	0	0	0	0	0	0	0	0	0	0
15th	Circuit Total	0	3	15	40	49	45	48	0	3	2	4	5	1	0	0	0	0	0	0	0	0	0	0	0	0	0	0	0	1	0	2	1	1	1	
16th	DeKalb	0	2	4	10	20	13	6	0	1	4	8	7	5	1	3	4	4	3	15	14	9	0	1	2	0	3	14	15	4	3	12	4	12		
	Kane	0	7	49	57	87	86	79	3	20	21	14	27	32	1	8	8	6	27	59	73	75	2	3	5	12	2	4	3	12	4	3	12			
	Kendall	0	0	0	1	2	0	0	0	1	2	0	0	0	5	3	0	2	0	1	0	0	0	0	1	2	0	4	0	2	0	2	0	2		
16th	Circuit Total	0	9	53	68	109	99	85	3	22	27	22	34	37	7	14	12	12	30	75	87	84	2	4	8	14	5	22	18	18	18	18	18	18		
17th	Boone	0	0	1	1	9	4	4	0	3	9	11	13	8	0	0	0	0	0	0	0	0	0	0	0	0	0	0	0	0	0	0	0	0	0	
	Winnebago	0	8	55	54	67	62	28	0	1	4	4	6	5	0	0	0	0	0	0	0	0	0	0	0	0	0	0	0	0	1	0	0	0	2	
17th	Circuit Total	0	8	56	55	76	66	32	0	4	13	15	19	13	0	0	0	0	0	0	0	0	0	0	0	0	0	0	0	1	0	0	0	2		
18th	DuPage	0	2	26	21	23	57	55	0	27	34	45	59	70	0	0	0	0	0	0	0	0	0	0	0	0	0	0	0	0	0	0	0	0	1	
18th	Circuit Total	0	2	26	21	23	57	55	0	27	34	45	59	70	0	0	0	0	0	0	0	0	0	0	0	0	0	0	0	0	0	0	0	0	1	
19th	Lake	0	5	87	78	89	122	135	0	0	0	0	0	0	0	0	0	0	0	0	0	0	0	0	0	0	2	3	1	0	0	0	0	0	0	
	McHenry	0	0	6	23	27	21	16	0	0	0	0	0	0	0	0	0	0	0	0	0	0	0	0	0	0	2	1	0	2	8	1	0	0		
19th	Circuit Total	0	5	93	101	116	143	151	0	0	0	0	0	0	0	0	0	0	0	0	0	0	0	0	0	0	4	4	1	2	8	1	0	0	0	
20th	Monroe	0	0	1	3	6	6	8	0	0	0	0	0	0	0	0	0	0	0	0	0	0	0	0	0	0	0	0	0	0	0	0	0	0	0	
	Perry	0	0	2	0	5	2	0	0	0	0	2	4	1	0	0	0	0	0	0	0	0	0	0	0	0	0	0	0	0	0	2	2	2		
	Randolph	0	0	2	8	16	13	5	0	0	0	0	1	1	0	0	0	0	0	0	0	0	0	0	0	0	0	0	0	0	0	0	0	0		
	St. Clair	0	10	36	65	120	90	58	0	0	0	0	0	0	0	0	0	0	0	0	0	0	0	0	0	0	0	0	0	0	0	0	0	0	0	
	Washington	0	0	0	2	2	2	2	0	0	0	0	2	0	1	0	0	0	0	0	0	0	0	0	0	0	0	0	0	0	0	0	0	0	0	
20th	Circuit Total	0	10	41	78	149	113	73	0	0	0	4	5	3	0	0	0	0	0	0	0	0	0	0	0	0	0	0	0	0	0	0	2	2	2	
21st	Iroquois	0	0	4	2	15	16	2	0	0	0	0	0	0	0	0	0	0	0	0	0	0	0	0	0	0	0	0	0	0	0	0	0	0	1	
	Kankakee	0	3	14	23	30	30	29	0	3	3	1	0	0	0	0	0	0	0	0	0	0	0	0	0	0	0	0	0	0	0	0	0	0	0	
21st	Circuit Total	0	3	18	25	45	46	31	0	3	3	1	0	0	0	0	0	0	0	0	0	0	0	0	0	0	0	0	0	0	0	0	0	0	1	
	Downstate Total	12	96	779	1049	1750	1762	1472	6	122	192	243	238	261	9	34	30	18	34	98	120	108	5	31	32	59	18	83	85	76	142	162	72	66	66	
	Cook County	4	533	3649	3338	3772	2348	2101	0	0	0	0	0	0	0	0	0	0	0	0	0	0	0	0	0	0	0	0	0	0	0	0	0	0	0	0
	State Total	16	629	4428	4387	5522	4110	3573	6	122	192	243	238	261	9	34	30	18	34	98	120	108	22	92	93	101	160	245	157	142	142	162	72	66	66	

---

**SENTENCES**

Circuit	County	SENTENCES																								Total Sentences
		Probation or Conditional Discharge With Periodic Imprisonment				Probation or Conditional Discharge With Other Discretionary Conditions				Probation or Conditional Discharge With No Discretionary Conditions				Found Unfit To Be Sentenced or Executed						Other						
		Class				Class				Class				Class						Class						
1	2	3	4	1	2	3	4	1	2	3	4	M	X	1	2	3	4	M	X	1	2	3	4			
1st	Alexander	8	15	3	0	2	10	21	17	1	6	11	7	0	0	0	0	0	0	0	0	0	0	0	126	
	Jackson	10	6	9	11	19	26	77	61	8	11	37	37	0	0	0	0	1	2	0	0	0	0	0	386	
	Johnson	0	0	0	0	0	0	16	15	0	0	0	1	0	0	0	0	0	0	0	0	0	0	0	75	
	Massac	0	1	0	0	0	10	18	12	0	0	0	0	0	0	0	0	0	0	0	0	0	0	0	43	
	Pope	0	0	0	1	0	0	2	4	0	0	0	0	0	0	0	0	0	0	0	0	0	0	0	13	
	Pulaski	0	0	0	0	3	5	14	6	0	0	0	0	0	0	0	0	0	0	0	0	0	0	0	36	
	Saline	0	4	2	8	0	9	22	9	0	0	0	0	0	0	0	0	0	0	0	0	0	0	0	91	
	Union	0	0	0	0	0	0	3	10	10	0	1	1	1	0	0	0	0	0	0	0	0	0	0	40	
Williamson	1	29	21	20	0	6	3	3	0	0	0	0	0	0	0	0	0	0	0	0	0	0	0	120		
1st	Circuit Total	19	55	35	40	24	85	182	137	9	18	49	46	0	0	0	0	1	2	0	0	0	0	0	933	
2nd	Crawford	0	0	4	7	1	2	7	6	0	0	0	0	0	0	0	0	0	0	0	0	0	0	0	59	
	Edwards	0	1	0	0	0	3	0	0	0	0	0	0	0	0	0	0	0	0	0	0	0	0	0	10	
	Franklin	0	0	1	5	12	17	29	34	0	0	0	0	0	0	0	0	0	0	0	0	0	0	0	125	
	Gallatin	0	0	0	0	1	4	5	5	0	0	0	0	0	0	0	0	0	0	0	0	0	0	0	24	
	Hamilton	1	0	0	0	0	0	3	3	1	0	0	0	0	0	0	0	0	0	0	0	0	0	0	17	
	Hardin	0	0	0	0	1	4	4	4	0	0	0	0	0	0	0	0	0	0	0	0	0	0	0	20	
	Jefferson	0	0	0	0	5	11	11	9	8	10	15	8	0	0	0	0	0	0	0	0	0	0	0	128	
	Lawrence	0	1	1	0	0	3	4	11	0	1	0	0	0	0	0	0	0	0	0	0	0	0	0	35	
	Richland	1	7	2	5	2	3	2	3	0	0	0	0	0	0	0	0	0	0	0	0	0	0	0	51	
	Wabash	0	0	1	3	0	1	6	14	0	0	0	1	0	0	0	0	0	0	0	0	0	0	0	35	
	Wayne	0	0	3	0	1	3	8	5	0	0	0	0	0	0	0	0	0	0	0	0	0	0	0	31	
	White	0	1	5	0	0	5	17	8	0	0	1	1	0	0	0	0	0	0	0	0	0	0	0	57	
2nd	Circuit Total	2	10	17	20	23	56	96	102	9	11	16	10	0	0	0	0	0	0	0	0	0	0	0	592	
3rd	Bond	0	8	3	5	0	0	3	4	0	0	1	1	0	0	0	0	0	0	0	0	0	0	0	74	
	Madison	11	18	12	15	77	224	246	336	0	0	0	0	0	0	0	0	0	0	0	0	0	0	0	1404	
3rd	Circuit Total	11	26	15	20	77	224	249	340	0	0	1	1	0	0	0	0	0	0	0	0	0	0	0	1478	
4th	Christian	0	15	4	5	1	5	6	6	0	0	0	0	0	0	0	0	0	0	0	0	0	0	0	61	
	Clay	0	0	0	0	0	1	6	4	5	0	0	0	0	0	0	0	0	0	0	0	0	0	0	42	
	Clinton	0	0	0	0	0	4	8	5	1	9	14	19	0	0	0	0	0	0	0	0	0	0	0	127	
	Effingham	0	0	0	0	1	25	30	64	0	2	12	4	0	0	0	0	0	0	0	0	0	0	0	180	
	Fayette	0	0	0	0	2	14	20	39	0	0	0	0	0	0	0	0	0	0	0	0	0	0	0	105	
	Jasper	0	9	1	2	0	5	4	5	0	0	0	0	0	0	0	0	0	0	0	0	0	0	0	39	
	Marion	1	9	12	10	3	14	14	16	1	5	3	3	0	0	0	0	0	0	1	0	0	0	0	165	
	Montgomery	0	3	6	9	1	1	5	8	0	0	2	2	0	0	0	0	0	1	0	0	0	0	0	79	
	Shelby	0	0	3	5	0	1	4	7	0	0	0	0	0	0	0	0	0	0	0	0	0	0	0	34	
	4th	Circuit Total	1	36	26	31	9	75	95	155	2	16	31	28	0	0	0	0	1	0	1	0	0	0	0	832
5th	Clark	0	5	6	5	0	0	0	0	0	2	7	6	0	0	0	0	0	0	0	0	0	0	0	42	
	Coles	3	15	21	17	2	22	41	39	0	1	2	3	0	0	0	0	0	0	0	0	0	0	0	221	
	Cumberland	0	1	0	0	0	1	4	2	0	0	1	0	0	0	0	0	0	0	0	0	0	0	0	15	
	Edgar	3	1	4	3	0	14	20	20	0	0	0	0	0	0	0	0	0	0	0	0	0	0	0	89	
	Vermilion	5	9	20	13	7	38	39	68	0	0	1	0	0	0	0	0	0	1	0	0	0	0	0	324	
5th	Circuit Total	11	31	51	38	9	75	104	129	0	3	11	9	0	0	0	0	0	1	0	0	0	0	0	691	

**SENTENCES IMPOSED ON DEFENDANTS  
CHARGED AND CONVICTED OF FELONIES DURING 1992**

Circuit	County	SENTENCES																								Total Sentences
		Probation or Conditional Discharge With Periodic Imprisonment				Probation or Conditional Discharge With Other Discretionary Conditions				Probation or Conditional Discharge With No Discretionary Conditions				Found Unfit To Be Sentenced or Executed				Other								
		Class				Class								Class								Class				
		1	2	3	4	1	2	3	4	1	2	3	4	M	X	1	2	3	4	M	X	1	2	3	4	
6th	Champaign	0	0	0	0	30	113	152	190	0	0	0	0	0	0	0	0	0	0	0	0	0	0	0	0	744
	DeWitt	1	5	7	3	0	8	13	9	0	0	0	0	0	0	0	0	0	0	0	0	0	0	0	0	66
	Douglas	0	1	6	3	1	3	5	3	0	0	0	0	0	0	0	0	0	0	0	0	0	0	0	0	27
	Macon	8	31	54	71	3	0	3	2	0	0	0	0	0	0	1	0	0	0	0	0	0	0	0	0	750
	Moultrie	0	0	2	4	0	0	1	3	0	0	0	0	0	0	0	0	0	0	0	0	0	0	0	0	21
	Platt	0	4	5	1	0	3	1	3	0	0	0	0	0	0	0	0	0	0	0	0	0	0	0	0	30
6th	Circuit Total	9	41	74	82	34	127	175	210	0	0	0	0	0	0	1	0	0	0	0	0	0	0	0	0	1638
7th	Greene	0	0	0	0	0	0	1	1	0	0	0	0	0	0	0	0	0	0	0	0	0	0	0	0	25
	Jersey	0	0	0	0	1	3	3	3	1	4	11	5	0	0	0	2	2	1	0	0	0	0	0	0	71
	Macoupin	0	2	1	1	2	14	29	12	0	0	0	0	0	0	0	0	0	0	0	0	0	0	0	0	122
	Morgan	0	0	0	0	1	20	29	24	0	3	8	3	0	0	0	0	0	0	0	0	0	0	0	0	132
	Sangamon	3	20	32	16	18	78	120	113	2	4	6	7	0	0	0	0	0	0	0	0	0	0	0	0	669
	Scott	0	0	1	0	0	0	0	0	0	0	0	0	0	0	0	0	0	0	0	0	0	0	0	0	7
7th	Circuit Total	3	22	34	17	22	115	182	153	3	11	25	15	0	0	0	2	2	1	0	0	0	0	0	0	1026
8th	Adams	5	18	30	24	0	7	23	17	0	0	0	0	0	0	0	0	0	0	0	0	0	0	0	0	242
	Brown	0	0	0	0	0	1	8	2	0	0	1	0	0	0	0	0	0	0	0	0	0	0	0	0	27
	Calhoun	0	0	0	0	0	3	2	3	0	0	0	0	0	0	0	0	0	0	0	0	0	0	0	0	13
	Cass	0	15	4	5	1	5	6	6	0	0	0	0	0	0	0	0	0	0	0	0	0	0	0	0	61
	Mason	0	0	0	0	0	13	8	8	0	3	5	5	0	0	0	0	0	0	0	0	0	0	0	0	59
	Menard	0	5	4	5	0	0	4	2	0	0	0	0	0	0	0	0	0	0	0	0	0	0	0	0	24
	Pike	0	0	3	2	1	9	15	8	0	1	4	4	0	0	0	0	0	0	1	0	0	0	0	0	76
	Schuyler	0	5	1	1	1	0	0	1	0	0	0	1	0	0	0	0	0	0	0	0	0	0	0	0	14
8th	Circuit Total	5	43	42	37	3	38	66	47	0	4	10	10	0	0	0	0	0	0	1	0	0	0	0	0	516
9th	Fulton	0	2	2	0	1	27	16	29	0	0	0	0	0	0	0	0	0	0	0	0	0	0	0	0	137
	Hancock	0	9	3	6	0	0	0	11	0	4	3	14	0	0	0	0	0	0	0	0	0	0	0	0	70
	Henderson	0	2	0	0	0	1	2	3	0	0	0	0	0	0	0	0	0	0	0	0	0	0	0	0	26
	Knox	0	0	0	0	11	40	27	26	0	0	0	0	0	0	0	0	0	0	0	0	0	0	0	0	163
	McDonough	2	4	5	7	0	2	0	0	0	2	1	1	0	0	0	0	0	0	0	0	0	0	0	0	58
	Warren	1	3	4	7	0	0	2	0	0	0	1	1	0	0	0	0	0	0	0	0	0	0	0	0	75
9th	Circuit Total	3	20	14	20	12	70	47	69	0	6	5	16	0	0	0	0	0	0	0	0	0	0	0	0	529
10th	Marshall	0	2	0	1	1	0	0	0	0	0	0	0	0	0	0	0	0	0	0	0	0	0	0	0	14
	Peoria	12	18	46	68	19	92	119	165	0	0	0	0	0	0	0	0	0	0	0	0	0	0	0	0	1040
	Putnam	0	0	2	2	0	1	1	0	0	0	0	0	0	0	0	0	0	0	0	0	0	0	0	0	12
	Stark	0	0	0	0	1	1	1	0	0	0	0	0	0	0	0	0	0	0	0	0	0	0	0	0	7
	Tazewell	3	3	9	11	10	50	52	85	0	0	0	0	0	0	0	0	0	0	0	0	0	0	0	0	281
10th	Circuit Total	15	23	57	82	31	144	173	250	0	0	0	0	0	0	0	0	0	0	0	0	0	0	0	0	1354
11th	Ford	0	0	0	1	1	1	7	7	0	2	1	0	0	0	0	0	0	0	0	0	0	0	0	0	26
	Livingston	0	2	8	6	1	13	22	22	0	0	0	0	0	0	0	0	0	0	1	0	0	0	0	0	190
	Logan	1	29	29	12	0	2	5	4	0	0	1	2	0	0	0	0	0	0	0	0	0	0	0	0	131
	McLean	9	60	102	102	0	0	0	0	0	5	10	18	0	0	0	0	0	0	1	0	0	0	0	0	628
	Woodford	0	5	10	6	2	3	8	6	0	0	1	1	0	0	0	0	0	0	0	0	0	0	0	0	54
11th	Circuit Total	10	96	149	127	4	19	42	39	0	7	13	21	0	0	0	0	0	0	1	1	0	0	0	0	1029

**SENTENCES IMPOSED ON DEFENDANTS  
CHARGED AND CONVICTED OF FELONIES DURING 1992**

Circuit	County	SENTENCES																								Total Sentences		
		Probation or Conditional Discharge With Periodic Imprisonment				Probation or Conditional Discharge With Other Discretionary Conditions				Probation or Conditional Discharge With No Discretionary Conditions				Found Unfit To Be Sentenced or Executed								Other (a)						
		Class				Class											Class							Class				
		1	2	3	4	1	2	3	4	1	2	3	4	M	X	1	2	3	4	M	X	1	2	3	4			
12th	Will	23	118	97	59	44	92	100	73	0	1	2	2	0	0	0	1	0	0	2	0	0	0	0	0	1189		
12th	Circuit Total	23	118	97	59	44	92	100	73	0	1	2	2	0	0	0	1	0	0	2	0	0	0	0	0	1189		
13th	Bureau	0	9	6	4	0	1	4	6	0	0	0	0	0	0	0	0	0	0	0	0	0	0	0	0	94		
	Grundy	0	7	6	5	0	3	4	5	0	0	0	0	0	0	0	0	0	0	0	0	0	0	0	0	51		
	LaSalle	0	0	0	0	12	93	56	102	0	0	0	0	0	0	0	0	0	0	0	0	0	0	0	0	394		
13th	Circuit Total	0	16	12	9	12	97	64	113	0	0	0	0	0	0	0	0	0	0	0	0	0	0	0	0	539		
14th	Henry	0	17	13	38	1	4	12	38	0	0	0	0	0	0	0	0	0	0	0	0	0	0	0	0	206		
	Mercer	0	9	4	2	0	2	4	5	0	2	0	3	0	0	0	0	0	0	0	0	0	0	0	0	48		
	Rock Island	5	19	20	22	14	56	85	125	6	20	49	48	0	0	0	0	0	0	0	5	0	0	0	0	661		
	Whiteside	2	6	6	8	19	44	49	54	0	0	0	0	0	0	0	0	0	0	0	0	0	0	0	0	309		
14th	Circuit Total	7	51	43	70	34	106	150	222	6	22	49	51	0	0	0	0	0	0	0	5	0	0	0	0	1224		
15th	Carroll	1	2	0	0	1	17	5	9	0	0	0	1	0	0	0	0	0	0	0	0	0	0	0	0	62		
	Jo Daviess	0	0	1	6	1	4	1	4	0	0	0	1	0	0	0	0	0	0	0	0	0	0	0	0	21		
	Lee	6	7	20	8	1	7	10	13	0	0	0	0	0	0	0	0	0	0	0	0	0	0	0	0	116		
	Ogle	2	7	0	4	6	16	16	20	0	0	0	0	0	0	0	0	0	0	0	0	0	0	0	0	102		
	Stephenson	0	4	3	1	4	33	50	45	0	1	1	2	0	0	0	0	0	0	1	0	0	0	0	0	262		
15th	Circuit Total	9	20	24	19	13	77	82	91	0	1	1	4	0	0	0	0	0	0	1	0	0	0	0	0	563		
16th	DeKalb	0	0	0	2	0	0	0	0	1	12	13	18	0	0	0	0	0	0	0	0	0	1	0	1	220		
	Kane	0	0	0	0	0	0	0	0	44	90	170	160	0	0	0	0	0	0	1	0	4	4	6	2	1263		
	Kendall	1	7	4	4	2	0	8	8	1	3	5	3	0	0	0	0	0	0	0	0	0	0	0	0	72		
16th	Circuit Total	1	7	4	6	2	0	8	8	46	105	188	181	0	0	0	0	0	0	1	0	4	5	6	3	1555		
17th	Boone	4	2	5	11	0	13	15	10	1	0	1	4	0	0	0	0	0	0	0	0	0	0	0	0	129		
	Winnebago	50	120	173	109	21	54	50	39	0	0	0	0	0	0	0	0	0	0	0	0	0	0	0	0	913		
17th	Circuit Total	54	122	178	120	21	67	65	49	1	0	1	4	0	0	0	0	0	0	0	0	0	0	0	0	1042		
18th	DuPage	0	7	5	7	40	208	430	506	0	1	3	0	0	0	0	0	0	0	0	2	0	0	0	0	1629		
18th	Circuit Total	0	7	5	7	40	208	430	506	0	1	3	0	0	0	0	0	0	0	0	2	0	0	0	0	1629		
19th	Lake	59	150	195	173	18	50	124	235	1	1	1	2	0	0	0	0	0	0	0	0	0	0	0	0	1531		
	McHenry	12	29	38	36	7	36	64	63	3	6	7	14	0	0	0	2	1	1	0	0	0	0	0	0	426		
19th	Circuit Total	71	179	233	209	25	86	188	298	4	7	8	16	0	0	0	2	1	1	0	0	0	0	0	0	1957		
20th	Monroe	0	7	1	2	1	3	1	4	0	1	10	7	0	0	0	0	0	0	0	0	0	0	0	0	61		
	Perry	4	12	9	2	2	12	13	10	0	0	0	0	0	0	0	0	0	0	0	0	0	0	0	0	88		
	Randolph	0	0	0	0	6	11	16	20	0	0	0	0	0	0	0	0	0	0	0	0	0	0	0	0	99		
	St. Clair	1	9	1	0	43	231	206	225	0	0	3	8	0	0	0	0	0	0	1	0	0	0	0	0	1110		
	Washington	0	0	0	0	0	4	1	8	0	0	0	0	0	0	0	0	0	0	0	0	0	0	0	0	24		
20th	Circuit Total	5	28	11	4	52	261	237	267	0	1	13	15	0	0	0	0	0	0	1	0	0	0	0	0	1382		
21st	Iroquois	4	11	5	7	7	12	15	17	0	0	0	0	0	0	0	0	0	0	0	0	0	0	0	0	118		
	Kankakee	1	0	1	2	16	70	69	130	0	0	0	0	0	0	0	0	0	0	0	0	0	0	0	0	426		
21st	Circuit Total	5	11	6	9	23	82	84	147	0	0	0	0	0	0	0	0	0	0	0	0	0	0	0	0	544		
*	Downstate Total	264	962	1127	1026	514	2104	2819	3405	80	214	426	429	0	0	1	5	4	5	8	9	4	5	6	3	22242		
	Cook County	543	918	502	550	1093	1666	1144	2611	1677	1981	1217	1249	0	0	0	0	0	0	32	844	0	0	0	0	32483		
	State Total	807	1880	1629	1576	1607	3770	3963	6016	1757	2195	1643	1678	0	0	1	5	4	5	40	853	4	5	6	3	54725		

\* Total Sentences in Cook include 66 from 1st District in Cook County and 22 found unfit to be sentenced or executed, but because of no breakdown by class, are not included in sentences.

(a) Some dispositions not specifically authorized by statute.

**FISCAL YEAR 1992**  
**TOTAL FINANCIAL ACTIVITY AS**  
**REPORTED BY THE CLERKS OF THE CIRCUIT COURT**

CIRCUIT	COUNTY	REVENUE OF CLERK'S OFFICE								CLERK'S OPERATING EXPENSES					
		CLERK'S FEES	COURT AUTOMATION FEES	MAINT. AND CHILD SUP FUND	COURT DOCUMENT STR. FUNDS	INT. PAID ON INVESTED FUNDS	IDPA IV-D PAYMENTS	OTHER	CLERK'S REVENUE TOTAL	CLERK'S SALARY	ALL OTHER OFFICE PERSONNEL	FULL TIME STAFF	PART TIME STAFF	OTHER OFFICE EXPENSES	TOTAL CLERKS OFFICE EXPENDITURES
1ST.....	ALEXANDER	\$51,798	\$6,187	\$2,095	\$0	\$0	\$0	\$0	\$60,080	\$19,500	\$27,220	2	0	\$16,000	\$62,720
	JACKSON	\$288,392	56,201	20,804	0	15,364	0	0	\$380,761	36,854	132,549	10	0	26,104	\$195,507
	JOHNSON	\$61,220	8,938	2,974	6,638	3,606	0	641	\$84,017	29,235	49,410	4	0	6,192	\$84,837
	MASSAC	\$74,150	10,598	6,356	0	2,389	0	2,418	\$95,911	28,846	65,859	5	0	22,676	\$117,381
	POPE	\$14,991	1,695	0	0	0	0	96	\$16,782	18,500	12,200	0	0	10,351	\$41,051
	PULASKI	\$131,187	25,956	71	848	3,877	0	960	\$162,899	21,280	52,325	3	1	3,000	\$76,605
	SALINE	\$110,445	244	1,177	12,397	5,284	0	513	\$130,060	29,415	106,044	6	3	40,634	\$176,093
	UNION	\$101,824	13,216	5,131	0	0	0	5,567	\$125,738	28,325	69,640	5	1	23,154	\$121,119
	WILLIAMSON	\$263,669	30,550	11,031	23,427	27,718	0	1,378	\$357,773	34,500	160,378	13	0	16,429	\$211,307
	CIRCUIT TOT.	\$1,045,878	\$147,398	\$47,544	\$43,310	\$58,238	\$0	\$11,573	\$1,353,941	\$226,955	\$648,405	46	5	\$148,540	\$1,023,900
2ND.....	CRAWFORD	\$64,036	\$8,204	\$3,648	\$0	\$2,119	\$0	\$0	\$78,007	\$26,160	\$75,921	5	0	\$9,731	\$111,812
	EDWARDS	\$18,235	2,348	2,715	0	1,395	0	0	\$24,693	20,800	12,964	1	0	5,839	\$39,603
	FRANKLIN	\$143,306	24,783	12,426	24,360	7,987	0	646	\$213,508	32,783	103,777	7	2	31,282	\$167,842
	GALLATIN	\$22,642	3,026	1,848	0	2,543	0	0	\$30,059	22,570	24,399	1	2	5,114	\$52,083
	HAMILTON	\$23,245	2,465	2,489	2,367	1,419	0	0	\$31,985	18,000	12,644	1	1	5,000	\$35,644
	HARDIN	\$15,922	1,709	309	756	575	0	79	\$19,350	19,220	10,560	1	0	3,771	\$33,551
	JEFFERSON	\$117,701	15,451	22,890	0	6,094	0	502	\$162,638	28,885	96,276	7	1	38,690	\$163,851
	LAWRENCE	\$54,096	6,336	3,623	0	4,053	0	284	\$68,392	23,762	51,290	3	3	15,294	\$90,346
	RICHLAND	\$64,147	8,231	8,621	0	3,093	0	877	\$84,969	28,680	53,257	4	1	6,332	\$88,269
	WABASH	\$59,911	10,834	10,698	6,630	9,354	0	0	\$97,427	24,205	60,705	4	1	19,049	\$103,959
	WAYNE	\$56,591	13,948	8,383	13,948	2,200	0	322	\$95,392	21,140	60,087	4	0	24,426	\$105,653
	WHITE	\$80,552	13,057	5,919	0	0	0	3,249	\$102,777	31,426	59,771	4	0	10,765	\$101,962
	CIRCUIT TOT	\$720,384	\$110,392	\$83,569	\$48,061	\$40,832	\$0	\$5,959	\$1,009,197	\$297,631	\$621,651	38	11	\$175,293	\$1,094,575
3RD.....	BOND	\$54,038	\$10,387	\$9,111	\$8,324	\$0	\$0	\$0	\$81,860	\$28,000	\$42,853	3	0	\$24,985	\$95,838
3RD.....	MADISON	\$2,714,178	234,518	63,130	232,565	96,621	221,283	315,869	\$3,878,164	46,800	1,623,290	67	8	306,280	\$1,976,370
3RD.....	CIRCUIT TOT	\$2,768,216	\$244,905	\$72,241	\$240,889	\$96,621	\$221,283	\$315,869	\$3,960,024	\$74,800	\$1,666,143	67	8	\$331,265	\$2,072,208
4TH.....	CHRISTIAN	\$144,668	\$33,091	\$0	\$0	\$2,542	\$0	\$0	\$180,301	\$31,065	\$139,255	8	0	\$72,091	\$242,411
	CLAY	\$41,750	7,479	8,883	0	1,704	0	350	\$60,166	26,830	48,933	0	0	7,927	\$83,690
	CLINTON	\$103,415	21,098	42,520	0	4,929	0	2,792	\$174,754	31,548	130,562	7	0	62,409	\$224,519
	EFFINGHAM	\$181,767	23,349	14,456	0	4,060	0	6,066	\$229,698	27,500	121,372	8	2	31,578	\$180,450
	FAYETTE	\$86,462	18,058	13,119	4,284	1,318	0	4,025	\$127,266	26,200	61,652	4	0	16,855	\$104,707
	JASPER	\$41,331	5,238	0	0	2,567	0	274	\$49,410	28,701	46,164	3	0	17,077	\$91,942
	MARION	\$202,352	26,899	37,309	0	8,430	0	1,160	\$276,150	31,270	152,229	9	2	23,000	\$206,499
	MONTGOMERY	\$168,024	23,697	3,204	0	8,145	0	0	\$203,070	30,000	112,904	8	0	18,608	\$161,512
	SHELBY	\$64,133	12,585	13,302	0	2,590	0	411	\$93,021	33,107	73,628	5	0	14,000	\$120,735
	CIRCUIT TOT	\$1,033,902	\$171,494	\$132,793	\$4,284	\$36,285	\$0	\$15,078	\$1,393,836	\$266,221	\$886,699	52	4	\$263,545	\$1,416,465
5TH.....	CLARK	\$83,726	\$11,650	\$8,994	\$0	\$3,534	\$0	\$809	\$108,713	\$23,435	\$50,995	4	1	\$24,247	\$98,677
	COLES	\$214,589	9,754	26,439	0	7,727	0	914	\$259,423	32,250	153,398	9	3	10,351	\$195,999
	CUMBERLAND	\$43,642	7,007	4,626	0	2,596	0	281	\$58,152	20,600	22,316	1	1	8,704	\$51,620
	EDGAR	\$80,737	13,401	10,374	0	2,112	0	440	\$107,064	26,160	83,880	6	0	65,552	\$175,592
	VERMILION	\$318,730	39,009	37,645	35,914	30,251	0	2,013	\$463,562	31,379	298,216	22	6	104,241	\$433,836
5TH.....	CIRCUIT TOT	\$741,424	\$80,821	\$88,078	\$35,914	\$46,220	\$0	\$4,457	\$996,914	\$133,824	\$608,805	42	11	\$213,095	\$955,724

**FISCAL YEAR 1992  
TOTAL FINANCIAL ACTIVITY AS  
REPORTED BY THE CLERKS OF THE CIRCUIT COURT**

CIRCUIT	COUNTY	REVENUE OF CLERK'S OFFICE								CLERK'S OPERATING EXPENSES					
		CLERK'S FEES	COURT AUTOMATION FEES	MAINT. AND CHILD SUP FUND	COURT DOCUMENT STR. FUNDS	INT. PAID ON INVESTED FUNDS	IDPA IV-D PAYMENTS	OTHER	CLERK'S REVENUE TOTAL	CLERK'S SALARY	ALL OTHER OFFICE PERSONNEL	FULL TIME STAFF	PART TIME STAFF	OTHER OFFICE EXPENSES	TOTAL CLERKS OFFICE EXPENDITURES
6TH.....	CHAMPAIGN	\$627,381	\$81,228	\$111,532	\$0	\$89,053	\$25,133	\$3,508	\$937,835	\$36,137	\$478,522	31	3	\$158,706	\$673,365
	DEWITT	\$168,255	8,386	14,869	3,594	0	0	2,843	\$197,947	28,620	90,333	6	0	13,287	\$132,240
	DOUGLAS	\$107,531	10,168	10,198	0	3,568	0	1,039	\$132,504	33,790	109,224	7	1	35,523	\$178,537
	MACON	\$666,472	71,173	10,181	31,599	25,998	60,000	2,375	\$867,798	41,777	534,341	36	4	70,221	\$646,339
	MOULTRIE	\$45,579	10,887	12,830	0	1,360	0	442	\$71,098	28,000	61,100	5	1	40,460	\$129,560
	PIATT	\$53,380	2,357	1,228,989	0	3,397	0	2,710	\$1,290,833	32,749	89,555	6	0	23,741	\$146,045
6TH.....	CIRCUIT TOT	\$1,668,598	\$184,199	\$1,388,599	\$35,193	\$123,376	\$85,133	\$12,917	\$3,498,015	\$201,073	\$1,363,075	91	9	\$341,938	\$1,906,086
7TH.....	GREENE	\$54,101	\$3,153	\$3,030	\$0	\$0	\$0	\$106	\$60,390	\$22,790	\$34,930	2	1	\$10,445	\$68,165
	JERSEY	\$93,759	13,724	6,407	13,578	3,753	0	453	\$131,674	24,205	68,509	4	1	18,050	\$110,764
	MACOUPIN	\$278,423	42,814	17,854	0	9,379	0	773	\$349,243	34,997	218,808	12	0	66,843	\$320,648
	MORGAN	\$136,472	28,078	23,123	0	6,326	0	2,829	\$196,828	29,625	133,603	6	5	15,753	\$178,981
	SANGAMON	\$1,001,658	180,216	38,371	137,927	105,553	33,371	38,864	\$1,535,960	44,000	793,464	56	7	289,225	\$1,126,689
	SCOTT	\$17,217	0	0	0	0	0	204	\$17,421	21,642	14,300	1	0	6,694	\$42,636
7TH.....	CIRCUIT TOT	\$1,581,630	\$267,985	\$88,785	\$151,505	\$125,011	\$33,371	\$43,229	\$2,291,516	\$177,259	\$1,263,614	81	14	\$407,010	\$1,847,883
8TH.....	ADAMS	\$293,599	\$60,936	\$1,511	\$0	\$18,622	\$0	\$1,587	\$376,255	\$32,754	\$182,550	13	2	\$58,050	\$273,354
	BROWN	\$26,051	6,433	2,096	0	1,336	0	168	\$36,084	17,510	22,525	0	0	7,506	\$47,541
	CALHOUN	\$24,201	5,135	590	0	1,342	0	755	\$32,023	16,895	8,350	0	1	4,640	\$29,885
	CASS	\$54,319	10,331	7,552	0	2,696	0	272	\$75,170	32,860	41,080	0	0	12,509	\$86,449
	MASON	\$78,838	11,274	0	0	3,464	0	541	\$94,117	29,000	70,525	5	0	40,000	\$139,525
	MENARD	\$40,167	7,006	864	2,538	1,627	0	205	\$52,407	30,731	38,903	2	2	10,578	\$80,212
	PIKE	\$90,380	10,583	8,554	15,606	2,855	0	0	\$127,978	22,500	64,858	5	2	17,340	\$104,698
	SCHUYLER	\$28,857	7,376	3,581	0	0	0	192	\$40,006	23,500	27,800	2	0	16,397	\$67,697
	CIRCUIT TOT	\$636,412	\$119,074	\$24,748	\$18,144	\$31,942	\$0	\$3,720	\$834,040	\$205,750	\$456,591	27	7	\$167,020	\$829,361
9TH.....	FULTON	\$133,810	\$21,198	\$27,437	\$3,178	\$437	\$0	\$8,699	\$194,759	\$27,500	\$125,517	9	0	\$56,573	\$209,590
	HANCOCK	\$81,785	5,679	8,050	3,133	1,392	0	411	\$100,450	28,885	48,069	5	0	17,139	\$94,093
	HENDERSON	\$25,365	5,929	3,864	0	3,836	0	222	\$39,216	20,601	52,266	2	2	15,479	\$88,346
	KNOX	\$339,529	33,671	31,403	0	0	0	1,320	\$405,923	30,500	239,076	15	3	34,926	\$304,502
	MCDONOUGH	\$119,600	15,941	15,646	14,202	7,284	0	574	\$173,247	25,750	163,100	12	0	17,000	\$205,850
	WARREN	\$94,771	13,402	17,545	4,305	1,695	0	420	\$132,138	25,235	84,600	6	1	34,500	\$144,335
9TH.....	CIRCUIT TOT	\$661,050	\$95,820	\$103,945	\$24,818	\$14,644	\$0	\$11,646	\$1,045,733	\$158,471	\$712,628	49	6	\$175,617	\$1,046,716
10TH.....	MARSHALL	\$41,776	\$8,430	\$8,800	\$8,434	\$2,872	\$0	\$161	\$70,473	\$22,660	\$44,487	3	2	\$9,794	\$76,941
	PEORIA	\$1,589,368	157,182	57,474	151,007	28,986	142,170	21,307	\$2,147,494	42,017	978,687	57	0	706,715	\$1,727,419
	PUTNAM	\$22,183	3,776	1,865	0	1,119	0	150	\$29,093	20,995	14,510	1	1	8,184	\$43,689
	STARK	\$16,679	1,227	3,111	0	0	0	3,473	\$24,490	18,550	19,906	1	1	5,795	\$44,251
	TAZEWELL	\$426,060	67,001	42,436	0	32,551	0	145	\$568,193	34,114	377,604	26	3	17,338	\$429,056
	CIRCUIT TOT	\$2,096,066	\$237,616	\$113,686	\$159,441	\$65,528	\$142,170	\$25,236	\$2,839,743	\$138,336	\$1,435,194	88	7	\$747,826	\$2,321,356
11TH.....	FORD	\$49,357	\$8,854	\$111	\$0	\$3,711	\$0	\$371	\$62,404	\$26,100	\$29,340	0	0	\$28,033	\$83,473
	LIVINGSTON	\$170,682	28,836	3,126	0	6,568	0	1,077	\$210,289	35,020	137,959	8	2	39,769	\$212,748
	LOGAN	\$135,270	20,575	12,659	29,109	4,178	0	854	\$202,645	28,626	179,493	7	3	43,195	\$251,314
	MCLEAN	\$731,892	103,546	19,801	93,193	62,882	0	4,729	\$1,016,043	39,392	745,178	38	26	212,811	\$997,381
	WOODFORD	\$126,223	18,593	9,758	0	437	0	4,043	\$159,054	31,500	108,828	6	1	44,186	\$184,514
11TH.....	CIRCUIT TOT	\$1,213,424	\$180,404	\$45,455	\$122,302	\$77,776	\$0	\$11,074	\$1,650,435	\$160,638	\$1,200,798	59	32	\$367,994	\$1,729,430

**FISCAL YEAR 1992  
TOTAL FINANCIAL ACTIVITY AS  
REPORTED BY THE CLERKS OF THE CIRCUIT COURT**

CIRCUIT	COUNTY	REVENUE OF CLERK'S OFFICE							CLERK'S OPERATING EXPENSES						
		CLERK'S FEES	COURT AUTOMATION FEES	MAINT. AND CHILD SUP FUND	COURT DOCUMENT STR. FUNDS	INT. PAID ON INVESTED FUNDS	IDPA IV-D PAYMENTS	OTHER	CLERK'S REVENUE TOTAL	CLERK'S SALARY	ALL OTHER OFFICE PERSONNEL	FULL TIME STAFF	PART TIME STAFF	OTHER OFFICE EXPENSES	TOTAL CLERKS OFFICE EXPENDITURES
12TH.....	WILL	\$3,346,684	\$375,303	\$137,936	\$344,313	\$21,935	\$0	\$703,021	\$4,929,192	\$54,800	\$1,872,985	89	2	\$474,452	\$2,402,237
12TH.....	CIRCUIT TOT	\$3,346,684	\$375,303	\$137,936	\$344,313	\$21,935	\$0	\$703,021	\$4,929,192	\$54,800	\$1,872,985	89	2	\$474,452	\$2,402,237
13TH.....	BUREAU	\$160,959	\$38,977	\$15,785	\$0	\$1,572	\$0	\$1,046	\$218,339	\$32,200	\$145,137	9	3	\$77,432	\$254,769
	GRUNDY	\$156,941	27,759	17,171	0	6,427	0	1,172	\$209,470	35,280	77,379	3	4	51,157	\$163,816
	LASALLE	\$556,796	100,672	24,767	0	34,435	0	0	\$716,670	32,000	490,892	33	0	22,853	\$545,745
13TH.....	CIRCUIT TOT	\$874,696	\$167,408	\$57,723	\$0	\$42,434	\$0	\$2,218	\$1,144,479	\$99,480	\$713,408	45	7	\$151,442	\$964,330
14TH.....	HENRY	\$224,090	\$32,490	\$36,492	\$0	\$14,919	\$0	\$458	\$308,449	\$35,534	\$177,556	15	2	\$50,144	\$263,234
	MERCER	\$55,788	11,072	10,084	10,875	1,863	0	219	\$89,901	27,786	42,766	3	1	8,104	\$78,656
	ROCK ISLAND	\$784,046	172,662	0	157,564	0	0	5,974	\$1,120,246	35,400	428,633	36	0	42,500	\$506,533
	WHITESIDE	\$308,475	39,082	14,291	0	430	0	841	\$363,119	34,500	170,988	11	1	31,518	\$237,006
14TH.....	CIRCUIT TOT	\$1,372,399	\$255,306	\$60,867	\$168,439	\$17,212	\$0	\$7,492	\$1,881,715	\$133,220	\$819,943	65	4	\$132,266	\$1,085,429
15TH.....	CARROLL	\$49,803	\$13,151	\$12,214	\$0	\$2,422	\$0	\$176	\$77,766	\$22,200	\$37,951	3	0	\$9,437	\$69,588
	JO DAVIESS	\$111,905	26,639	0	0	3,067	0	897	\$142,508	22,260	71,799	5	0	42,453	\$136,512
	LEE	\$199,101	45,287	21,829	40,766	1,743	0	1,274	\$310,000	37,500	169,027	10	1	84,400	\$290,927
	OGLE	\$163,657	22,725	17,889	0	0	0	8,858	\$213,129	36,500	209,327	0	0	43,357	\$289,184
	STEPHENSON	\$228,598	35,451	25,266	0	9,993	0	1,275	\$300,583	32,462	138,810	9	1	33,895	\$205,167
15TH.....	CIRCUIT TOT	\$753,064	\$143,253	\$77,198	\$40,766	\$17,225	\$0	\$12,480	\$1,043,986	\$150,922	\$626,914	27	2	\$213,542	\$991,378
16TH.....	DEKALB	\$190,292	\$60,835	\$13,063	\$49,815	\$31,549	\$0	\$302,615	\$648,169	\$41,252	\$287,607	15	6	\$64,717	\$393,576
	KANE	\$2,095,908	352,501	129,840	325,649	169,493	0	1,074,365	\$4,147,756	47,950	1,722,838	98	3	369,966	\$2,140,754
	KENDALL	\$137,132	21,279	9,797	3,905	8,255	0	16,454	\$196,822	36,175	127,998	7	2	21,698	\$185,871
16TH.....	CIRCUIT TOT	\$2,423,332	\$434,615	\$152,700	\$379,369	\$209,297	\$0	\$1,393,434	\$4,992,747	\$125,377	\$2,138,443	120	11	\$456,381	\$2,720,201
17TH.....	BOONE	\$189,874	\$30,454	\$10,429	\$0	\$6,182	\$0	\$1,300	\$238,239	\$26,147	\$150,615	0	0	\$20,489	\$197,251
	WINNEBAGO	\$2,086,374	223,129	19,737	177,836	58,445	0	5,544	\$2,571,065	47,500	1,166,340	68	2	181,696	\$1,395,536
17TH.....	CIRCUIT TOT	\$2,276,248	\$253,583	\$30,166	\$177,836	\$64,627	\$0	\$6,844	\$2,809,304	\$73,647	\$1,316,955	68	2	\$202,185	\$1,592,787
18TH.....	DUPAGE	\$8,749,018	\$383,040	\$248,761	\$182,766	\$572,303	\$20,440	\$689	\$10,157,017	\$68,939	\$3,658,335	188	13	\$4,663,133	\$8,390,407
18TH.....	CIRCUIT TOT	\$8,749,018	\$383,040	\$248,761	\$182,766	\$572,303	\$20,440	\$689	\$10,157,017	\$68,939	\$3,658,335	188	13	\$4,663,133	\$8,390,407
19TH.....	LAKE	\$4,333,893	\$552,457	\$57,215	\$484,807	\$118,195	\$0	\$13,561	\$5,560,128	\$56,500	\$2,235,009	100	7	\$78,428	\$2,369,937
	MCHENRY	\$1,950,959	253,960	2,032	251,909	48,364	0	7,057	\$2,514,280	48,000	858,449	51	4	116,560	\$1,023,009
19TH.....	CIRCUIT TOT	\$6,284,852	\$806,417	\$59,247	\$736,716	\$166,559	\$0	\$20,618	\$8,074,408	\$104,500	\$3,093,458	151	11	\$194,988	\$3,392,946
20TH.....	MONROE	\$62,461	\$8,214	\$6,566	\$0	\$1,766	\$0	\$423	\$79,430	\$34,589	\$67,894	3	1	\$86,595	\$189,078
	PERRY	\$80,296	9,366	11,284	9,669	0	0	450	\$111,065	29,479	64,554	4	1	15,841	\$109,874
	RANDOLPH	\$152,522	19,163	5,345	0	17,995	0	723	\$195,748	29,250	91,490	6	0	12,688	\$133,428
	ST. CLAIR	\$4,838,035	338,640	58,529	324,624	82,194	457,788	7,652	\$6,107,462	48,062	1,039,520	67	9	85,854	\$1,173,436
	WASHINGTON	\$46,932	3,468	5,466	0	2,438	0	270	\$58,574	26,000	33,179	2	0	5,383	\$64,562
20TH.....	CIRCUIT TOT	\$5,180,246	\$378,851	\$87,190	\$334,293	\$104,393	\$457,788	\$9,518	\$6,552,279	\$167,380	\$1,296,637	82	11	\$206,361	\$1,670,378
21ST.....	IROQUOIS	\$550,324	\$16,980	\$1,304,085	\$0	\$13,749	\$0	\$430,876	\$2,316,014	\$32,805	\$100,641	6	2	\$36,599	\$170,045
	KANKAKEE	\$450,424	58,668	43,853	0	25,587	0	0	578,532	32,400	329,505	26	2	50,585	\$412,490
21ST.....	CIRCUIT TOT	\$1,000,748	\$75,648	\$1,347,938	\$0	\$39,336	\$0	\$430,876	\$2,894,546	\$65,205	\$430,146	32	4	\$87,184	\$582,535
	COOK COUNTY	\$65,891,207	\$5,204,200	\$0	\$5,034,941	\$1,629,962	\$7,752,919	0	\$85,513,229	\$75,000	\$44,705,227	2,247	37	\$16,340,138	\$61,120,365
	DOWNSTATE TOTAL	\$46,428,271	\$5,113,532	\$4,449,169	\$2,868,990	\$1,971,794	\$960,185	\$3,047,948	\$65,353,067	\$3,084,428	\$26,830,827	1,507	181	\$10,121,077	\$40,036,332
	STATE TOTAL	\$112,319,478	\$10,317,732	\$4,449,169	\$7,903,931	\$3,601,756	\$8,713,104	\$3,047,948	\$150,866,296	\$3,159,428	\$71,536,054	3,754	218	\$26,461,215	\$101,156,697



**DISTRIBUTION OF FUNDS HELD IN TRUST OR AGENCY CAPACITY**

CIRCUIT	COUNTY	MAINTAINANCE AND CHILD SUPPORT						Fines, STATE CONSERV FUNDS
			MUNICIPALS	TWNSHIP	COUNTY CRIMINAL	COUNTY TRAFFIC	SUBTOTAL LOCAL DISBURSMTS	
1ST.....	ALEXANDER	\$156,290	\$28,865	\$0	\$28,215	\$28,215	\$85,295	\$3,321
	JACKSON	\$2,062,096	417,365	0	126,620	138,964	\$682,949	6,215
	JOHNSON	\$292,337	14,393	0	182,426	107,570	\$304,389	8,764
	MASSAC	\$773,442	41,116	8,040	40,864	100,979	\$190,999	1,896
	POPE	\$209,809	5,820	0	13,341	18,596	\$37,757	3,046
	PULASKI	\$288,699	11,412	0	27,906	216,081	\$255,399	1,629
	SALINE	\$1,152,590	89,775	0	39,777	29,464	\$159,016	966
	UNION	\$555,327	46,081	0	53,554	74,314	\$173,949	8,741
1ST.....	WILLIAMSON	\$2,090,560	116,203	0	84,039	181,504	\$381,746	3,750
	CIRCUIT TOT.	\$7,424,860	\$742,165	\$8,040	\$568,527	\$867,472	\$2,186,204	\$35,007
2ND.....	CRAWFORD	\$1,022,971	\$48,217	\$0	\$20,443	\$43,789	\$112,449	\$200
	EDWARDS	\$346,923	3,531	0	5,168	5,937	\$14,636	1,438
	FRANKLIN	\$2,068,659	55,043	0	20,870	148,618	\$224,531	4,246
	GALLATIN	\$233,022	6,937	0	22,033	28,475	\$57,445	1,583
	HAMILTON	\$308,048	3,772	0	19,535	18,328	\$41,635	599
	HARDIN	\$209,611	4,667	0	10,877	9,856	\$25,400	124
	JEFFERSON	\$2,204,114	61,171	1,942	31,033	99,855	\$194,001	7,242
	LAWRENCE	\$636,132	19,518	0	18,289	47,484	\$85,291	866
	RICHLAND	\$642,011	43,188	0	38,467	26,347	\$108,002	1,211
	WABASH	\$823,468	46,934	0	23,584	44,863	\$115,381	1,166
	WAYNE	\$934,845	16,961	26	12,820	85,773	\$115,580	1,439
	WHITE	\$642,294	46,124	0	43,979	133,764	\$223,867	1,237
	CIRCUIT TOT	\$10,072,098	\$356,063	\$1,968	\$267,098	\$693,089	\$1,318,218	\$21,351
3RD.....	BOND	\$417,831	\$15,013	\$0	\$28,456	\$49,334	\$92,803	\$1,002
	MADISON	11,874,363	1,050,738	19,273	63,721	512,586	\$1,646,318	5,673
3RD.....	CIRCUIT TOT	\$12,292,194	\$1,065,751	\$19,273	\$92,177	\$561,920	\$1,065,751	\$6,675
4TH.....	CHRISTIAN	\$2,011,417	\$114,228	\$640	\$60,869	\$161,160	\$336,897	\$2,316
	CLAY	\$650,924	50,845	0	34,357	39,903	\$125,105	259
	CLINTON	\$861,358	112,459	0	141,031	94,460	\$347,950	3,792
	EFFINGHAM	\$1,605,126	93,004	610	111,595	230,368	\$435,577	1,106
	FAYETTE	\$922,875	33,309	939	41,682	88,239	\$164,169	2,196
	JASPER	\$345,469	18,591	807	22,861	60,595	\$102,854	1,260
	MARION	\$2,706,345	235,257	0	58,073	193,227	\$486,557	2,228
	MONTGOMERY	\$1,385,922	112,673	2,168	79,106	209,247	\$403,194	2,639
	SHELBY	\$937,177	33,706	0	56,314	66,143	\$156,163	16,463
	CIRCUIT TOT	\$11,426,613	\$804,072	\$5,164	\$605,888	\$1,143,342	\$2,558,466	\$32,259
5TH.....	CLARK	\$860,248	\$36,993	\$72	\$17,605	\$54,236	\$108,906	\$1,572
	COLES	\$3,164,962	200,078	293	85,336	125,091	\$410,798	4,599
	CUMBERLAND	\$604,462	19,059	0	4,848	17,173	\$41,080	2,504
	EDGAR	\$985,168	50,878	4,607	35,930	41,070	\$132,485	1,170
	VERMILION	\$5,890,187	335,862	25,344	95,868	202,061	\$659,135	6,626
5TH.....	CIRCUIT TOT	\$11,505,027	\$642,870	\$30,316	\$239,587	\$439,631	\$1,352,404	\$16,471
6TH.....	CHAMPAIGN	\$6,481,880	\$483,983	\$14,788	\$86,225	\$250,600	\$835,596	\$565
	DEWITT	\$1,289,999	32,865	0	61,405	64,242	\$158,512	7,535
	DOUGLAS	\$1,147,813	40,704	0	11,630	98,455	\$150,789	2,476
	MACON	\$1,072,630	503,393	4,479	289,231	209,135	\$1,006,238	3,871
	MOULTRIE	\$951,242	7,803	0	33,748	60,455	\$102,006	3,448
	PIATT	\$1,228,989	12,288	0	15,200	69,473	\$96,961	864
6TH.....	CIRCUIT TOT	\$12,172,553	\$1,081,036	\$19,267	\$497,439	\$752,360	\$2,350,102	\$18,759
7TH.....	GREENE	\$43,344	\$40,379	\$0	\$10,172	\$34,164	\$84,715	\$3,083
	JERSEY	\$830,157	55,224	0	33,460	85,696	\$174,380	4,483
	MACOUPIN	\$2,001,606	136,191	0	41,148	104,733	\$282,072	2,644
	MORGAN	\$2,045,038	115,258	0	78,993	74,826	\$269,077	2,863
	SANGAMON	\$11,793,654	599,174	0	123,484	541,562	\$1,264,220	3,123
	SCOTT	\$251,545	583	0	4,062	27,283	\$31,928	380
	CIRCUIT TOT	\$16,965,344	\$946,809	\$0	\$291,319	\$868,264	\$2,106,392	\$16,586
8TH.....	ADAMS	\$3,693,349	\$526,725	\$0	\$151,829	\$94,526	\$773,080	\$7,259
	BROWN	\$362,033	13,016	0	8,622	26,925	\$48,563	3,684
	CALHOUN	\$82,469	7,972	0	18,453	33,076	\$59,501	3,298
	CASS	\$680,548	46,132	0	20,454	29,326	\$95,912	4,782
	MASON	\$755,992	85,679	0	31,292	70,052	\$187,023	2,733
	MENARD	\$180,459	16,920	0	10,840	52,579	\$80,339	669
	PIKE	\$805,528	27,801	1,538	46,452	95,972	\$171,763	3,039
	SCHUYLER	\$378,339	6,597	0	7,484	43,240	\$57,321	6,134
	CIRCUIT TOT	\$6,938,717	\$730,842	\$1,538	\$295,426	\$445,696	\$1,473,502	\$31,598

**AND OF COLLECTIONS MADE FOR OTHERS (CONT.)**

Penalties, Assessments, and Forfeitures												
STATE POLICE VERWGTS.	ST. TOLL HGWAY AUTHOR.	JUVENILE DRUG ABS FUND	DRUG TRF PREVENT. FUND	VIOLENT CRIMES ASST. FUND	TRF. & CRM. CONVICT. SURCHGE	DRIVER ED. FUND	OTHER STATE FINES ETC.	TOTAL STATE EXPENDITRS	TOTAL STATE AND LOCAL DISBURS.	COUNTY	CIRCUIT	
\$9,562	\$0	\$0	\$0	\$3,391	\$14,591	\$10,310	\$0	\$41,175	\$126,470	ALEXANDER	.....1ST	
9,514	0	0	19,601	56,900	70,652	53,733	0	\$216,615	\$899,564	JACKSON		
2,627	0	0	15,820	15,803	27,726	12,163	675	\$83,578	\$387,967	JOHNSON		
557	1,149	0	0	11,451	22,484	20,093	520	\$58,150	\$249,149	MASSAC		
165	0	0	0	3,364	4,696	3,100	0	\$14,371	\$52,128	POPE		
26,355	0	0	0	7,243	47,028	40,648	0	\$122,903	\$378,302	PULASKI		
85,550	0	304	7,502	23,875	25,828	18,360	0	\$162,385	\$321,401	SALINE		
6,594	0	593	0	16,011	22,910	18,711	0	\$73,560	\$247,509	UNION		
185,882	0	0	0	14,054	66,713	20,852	0	\$291,251	\$672,997	WILLIAMSON		
\$317,244	\$1,149	\$897	\$42,923	\$148,701	\$288,037	\$187,660	\$1,195	\$1,022,813	\$3,209,017	CIRCUIT TOT.	.....1ST	
\$0	\$0	\$0	\$14,378	\$5,460	\$14,769	\$12,638	\$720	\$48,165	\$160,614	CRAWFORD	.....2ND	
13,240	0	0	890	2,584	5,054	5,014	0	\$28,220	\$42,856	EDWARDS		
26,615	0	5,572	6,294	11,321	26,756	18,866	900	\$100,570	\$325,101	FRANKLIN		
2,535	0	1	4	3,728	6,145	3,861	0	\$17,857	\$75,302	GALLATIN		
3,853	0	384	0	2,391	4,949	950	0	\$13,126	\$54,761	HAMILTON		
3,555	0	25	0	2,012	3,815	2,100	0	\$11,631	\$37,031	HARDIN		
7,907	0	1,432	11,409	12,351	25,102	21,055	0	\$86,498	\$343,612	JEFFERSON		
16,810	0	693	0	8,338	13,268	9,904	90	\$49,969	\$135,260	LAWRENCE		
4,031	0	597	853	10,591	14,377	10,819	45	\$42,524	\$150,526	RICHLAND		
1,940	0	202	1,413	13,784	14,265	10,253	945	\$43,968	\$159,349	WABASH		
4,680	0	0	0	8,279	16,100	14,018	180	\$44,696	\$160,276	WAYNE		
15,827	0	44	236	10,429	29,751	16,514	495	\$74,533	\$298,400	WHITE		
\$100,993	\$0	\$8,950	\$35,477	\$91,268	\$174,351	\$125,992	\$3,375	\$561,757	\$1,943,088	CIRCUIT TOT	.....2ND	
\$2,140	\$0	\$1,022	\$3,065	\$10,393	\$13,204	\$6,973	\$400	\$38,199	\$131,002	BOND	.....3RD	
230,901	0	0	0	84,421	155,514	30,961	100	\$507,570	2,153,888	MADISON		
\$233,041	\$0	\$1,022	\$3,065	\$94,814	\$168,718	\$37,934	\$500	\$545,769	\$2,284,890	CIRCUIT TOT	.....3RD	
\$32,849	\$0	\$206	\$244	\$32,925	\$46,034	\$35,398	\$960	\$150,932	\$487,829	CHRISTIAN	.....4TH	
0	0	2,103	1,425	15,798	17,205	12,145	0	\$48,935	\$174,040	CLAY		
0	2,245	1,809	217	18,425	38,055	16,490	1,500	\$82,533	\$430,483	CLINTON		
6,615	0	6	17	39,461	53,963	45,299	1,018	\$147,485	\$583,062	EFFINGHAM		
108,037	0	19,521	19,110	10,308	34,593	18,068	0	\$211,833	\$376,002	FAYETTE		
7,435	0	123	0	12,196	13,484	0	8,698	\$43,196	\$146,050	JASPER		
6,622	0	7,966	17,751	58,082	56,989	54,142	254	\$204,034	\$690,591	MARION		
128,830	0	242	1,049	22,056	65,877	41,092	1,230	\$263,015	\$666,209	MONTGOMERY		
0	0	890	3,598	17,639	20,143	11,672	0	\$70,405	\$226,568	SHELBY		
\$290,388	\$2,245	\$32,866	\$43,411	\$226,890	\$346,343	\$234,306	\$13,660	\$1,222,368	\$3,780,834	CIRCUIT TOT	.....4TH	
\$191,284	\$0	\$1,298	\$191	\$11,207	\$39,640	\$13,897	\$0	\$259,089	\$367,995	CLARK	.....5TH	
1,160	0	0	0	33,975	44,721	35,393	2,382	\$122,230	\$533,028	COLES		
41,941	0	0	0	6,117	14,044	12,504	0	\$77,110	\$118,190	CUMBERLAND		
18,273	0	2,616	18,815	11,039	20,992	8,858	180	\$81,943	\$214,428	EDGAR		
49,402	0	125	25,714	78,910	94,025	54,516	0	\$309,318	\$968,453	VERMILION		
\$302,060	\$0	\$4,039	\$44,720	\$141,248	\$213,422	\$125,168	\$2,562	\$849,690	\$2,202,094	CIRCUIT TOT	.....5TH	
\$15,755	\$0	\$3,065	\$0	\$66,355	\$98,496	\$72,635	\$3,760	\$260,631	\$1,096,227	CHAMPAIGN	.....6TH	
8,870	0	391	0	13,017	17,322	8,322	94	\$55,551	\$214,063	DEWITT		
5,165	0	0	2,573	12,571	14,613	16,936	741	\$55,075	\$205,864	DOUGLAS		
39,565	0	3,512	0	77,809	118,977	58,315	10,748	\$312,797	\$1,319,035	MACON		
38,834	0	0	4,349	6,727	16,523	14,930	857	\$85,668	\$187,674	MOULTRIE		
3,375	0	0	15	7,067	12,026	10,246	180	\$33,773	\$130,734	PIATT		
\$111,564	\$0	\$6,968	\$6,937	\$183,546	\$277,957	\$181,384	\$16,380	\$803,495	\$3,153,597	CIRCUIT TOT	.....6TH	
\$0	\$0	\$100	\$600	\$3,895	\$5,032	\$4,411	\$0	\$17,121	\$101,836	GREENE	.....7TH	
5,100	0	893	0	17,647	22,205	9,686	0	\$60,019	\$234,399	JERSEY		
7,982	0	0	0	27,382	37,880	28,650	0	\$104,538	\$386,610	MACOUPIN		
3,893	0	653	0	24,672	29,658	17,498	629	\$79,871	\$348,948	MORGAN		
372,973	0	2,636	7,157	92,135	246,442	153,421	387	\$878,274	\$2,142,494	SANGAMON		
4,312	0	0	0	2,854	4,456	2,693	0	\$14,695	\$46,623	SCOTT		
\$394,260	\$0	\$4,282	\$7,757	\$168,585	\$345,673	\$216,359	\$1,016	\$1,154,518	\$3,260,910	CIRCUIT TOT	.....7TH	
\$11,169	\$0	\$4,224	\$29,571	\$41,472	\$73,251	\$49,955	\$418	\$217,319	\$990,399	ADAMS	.....8TH	
2,895	0	0	0	4,167	8,224	6,707	0	\$25,677	\$74,240	BROWN		
2,932	0	0	0	6,576	7,536	5,488	0	\$25,830	\$85,331	CALHOUN		
2,670	0	0	0	14,271	13,350	9,151	0	\$44,224	\$140,136	CASS		
10,000	0	226	469	10,816	27,067	21,857	0	\$73,168	\$260,191	MASON		
2,020	0	194	459	6,292	9,661	8,353	0	\$27,648	\$107,987	MENARD		
17,823	0	7,101	0	19,902	26,114	14,819	0	\$88,798	\$260,561	PIKE		
4,850	0	25	45	4,880	9,409	4,720	0	\$30,063	\$87,384	SCHUYLER		
\$54,359	\$0	\$11,770	\$30,544	\$108,376	\$174,612	\$121,050	\$418	\$532,727	\$2,006,229	CIRCUIT TOT	.....8TH	

**DISTRIBUTION OF FUNDS HELD IN TRUST OR AGENCY CAPACITY**

9TH.....	FULTON	\$2,502,702	\$80,095	\$0	\$71,290	\$105,056	\$256,441	\$7,988
	HANCOCK	\$1,016,669	40,320	900	31,043	58,373	\$130,636	3,527
	HENDERSON	\$395,032	6,718	0	13,412	69,707	\$89,837	2,082
	KNOX	\$4,634,715	221,917	0	56,667	130,128	\$408,712	1,343
	MCDONOUGH	\$1,535,535	97,615	34,671	48,730	35,393	\$216,409	2,099
	WARREN	\$1,313,607	49,282	831	41,725	72,396	\$164,234	667
9TH.....	CIRCUIT TOT	\$11,398,260	\$495,947	\$36,402	\$262,867	\$471,053	\$1,266,269	\$17,706
10TH.....	MARSHALL	\$792,980	\$14,710	\$0	\$4,850	\$37,158	\$56,718	\$999
	PEORIA	\$12,931,619	523,647	21,708	319,535	30,819	\$895,709	12,573
	PUTNAM	\$120,561	9,074	0	7,098	37,095	\$53,267	2,670
	STARK	\$321,085	10,126	0	9,216	11,854	\$31,196	2,457
	TAZEWELL	\$8,451,806	597,068	0	103,747	405,487	\$1,106,302	4,788
10TH.....	CIRCUIT TOT	\$22,618,051	\$1,154,625	\$21,708	\$444,446	\$522,413	\$2,143,192	\$23,487
11TH.....	FORD	\$488,996	\$49,094	\$3,120	\$27,183	\$51,610	\$131,007	\$460
	LIVINGSTON	\$2,022,939	116,423	1,589	93,306	254,853	\$466,171	3,804
	LOGAN	\$1,902,208	98,641	0	59,848	188,982	\$347,471	1,668
	MCLEAN	\$5,297,513	949,086	0	368,685	446,225	\$1,763,996	4,033
	WOODFORD	\$1,369,595	79,242	0	40,468	192,393	\$312,103	1,035
11TH.....	CIRCUIT TOT	\$11,081,251	\$1,292,486	\$4,709	\$589,490	\$1,134,063	\$3,020,748	\$11,000
12TH.....	WILL	\$23,814,166	\$1,154,766	\$46,079	\$311,784	\$325,840	\$1,838,469	\$3,370
12TH.....	CIRCUIT TOT	\$23,814,166	\$1,154,766	\$46,079	\$311,784	\$325,840	\$1,838,469	\$3,370
13TH.....	BUREAU	\$1,895,444	\$80,844	\$2,742	\$109,860	\$174,075	\$367,521	\$2,012
	GRUNDY	\$2,383,346	107,545	52	46,994	178,150	\$332,741	4,343
	LASALLE	\$5,753,295	331,044	1,899	114,465	257,151	\$704,559	10,644
13TH.....	CIRCUIT TOT	\$10,032,085	\$519,433	\$4,693	\$271,319	\$609,376	\$1,404,821	\$16,999
14TH.....	HENRY	\$2,762,413	\$212,477	\$9,314	\$245,248	\$320,463	\$787,502	\$2,061
	MERCER	\$1,113,714	24,766	0	29,859	60,133	\$114,758	1,054
	ROCK ISLAND	\$12,900,691	1,157,327	0	242,236	407,446	\$1,807,009	5,938
	WHITESIDE	\$4,389,707	331,125	1,760	203,745	217,581	\$754,211	3,439
14TH.....	CIRCUIT TOT	\$21,166,525	\$1,725,695	\$11,074	\$721,088	\$1,005,623	\$3,463,480	\$12,492
15TH.....	CARROLL	\$756,961	\$44,946	\$95	\$22,158	\$44,910	\$112,109	\$4,653
	JO DAVIESS	\$753,826	103,928	0	80,401	73,036	\$257,365	5,389
	LEE	\$2,270,559	148,375	15,437	67,401	0	\$231,213	1,709
	OGLE	\$2,022,513	161,633	0	51,845	197,141	\$410,619	4,497
	STEPHENSON	\$2,971,180	125,093	28,296	94,637	227,030	\$475,056	1,185
15TH.....	CIRCUIT TOT	\$8,775,039	\$583,975	\$43,828	\$316,442	\$542,117	\$1,486,362	\$17,433
16TH.....	DEKALB	\$2,661,573	\$336,281	\$7,432	\$51,769	\$138,120	\$533,602	\$1,722
	KANE	\$19,152,259	1,647,670	37,292	84,172	355,751	\$2,124,885	2,762
	KENDALL	\$1,860,518	110,299	11,689	58,040	114,061	\$294,089	2,920
16TH.....	CIRCUIT TOT	\$23,674,350	\$2,094,250	\$56,413	\$193,981	\$607,932	\$2,952,576	\$7,404
17TH.....	BOONE	\$1,446,796	\$148,200	\$0	\$55,125	\$252,985	\$456,310	\$580
	WINNEBAGO	\$8,588,298	403,733	10,791	365,876	602,724	\$1,383,124	5,172
17TH.....	CIRCUIT TOT	\$10,035,094	\$551,933	\$10,791	\$421,001	\$855,709	\$1,839,434	\$5,752
18TH.....	DUPAGE	\$37,505,470	\$5,962,381	\$17,017	\$203,368	\$474,527	\$6,657,293	\$306
18TH.....	CIRCUIT TOT	\$37,505,470	\$5,962,381	\$17,017	\$203,368	\$474,527	\$6,657,293	\$306
19TH.....	LAKE	\$15,733,658	\$4,411,424	\$3,953	\$237,345	\$312,567	\$4,965,289	\$26,959
	MCHENRY	\$4,880,654	2,413,041	107,627	185,654	408,309	\$3,114,631	7,207
19TH.....	CIRCUIT TOT	\$20,614,312	\$6,824,465	\$111,580	\$422,999	\$720,876	\$8,079,920	\$34,166
20TH.....	MONROE	\$904,222	\$52,932	\$2,145	\$19,980	\$55,892	\$130,949	\$1,397
	PERRY	\$1,383,846	36,623	0	59,286	70,450	\$166,359	2,222
	RANDOLPH	\$1,321,962	96,838	0	76,667	91,226	\$264,731	5,284
	ST. CLAIR	\$8,711,721	1,439,089	0	151,278	553,908	\$2,144,275	1,976
	WASHINGTON	\$549,697	20,547	0	15,635	74,421	\$110,603	374
20TH.....	CIRCUIT TOT	\$12,871,448	\$1,646,029	\$2,145	\$322,846	\$845,897	\$2,816,917	\$11,253
21ST.....	IROQUOIS	\$1,304,818	\$51,658	\$0	\$147,064	\$267,593	\$466,315	\$3,271
	KANKAKEE	\$5,256,366	215,271	0	79,236	177,605	\$472,112	7,433
21ST.....	CIRCUIT TOT	\$6,561,184	\$266,929	\$0	\$226,300	\$445,198	\$938,427	\$10,704
	COOK COUNTY	\$94,170,217	\$15,488,778	\$58,442	\$1,200,210	\$8,313,584	\$25,061,014	\$6,081
	DOWNSTATE TOTAL	\$308,944,641	\$30,642,522	\$452,005	\$7,565,392	\$14,332,398	\$52,318,947	\$350,778
	STATE TOTAL	\$403,114,858	\$46,131,300	\$510,447	\$8,765,602	\$22,645,982	\$77,379,961	\$356,859

AND OF COLLECTIONS MADE FOR OTHERS (CONT.)

\$11,655	\$0	\$419	\$0	\$27,049	\$33,863	\$15,518	\$1,995	\$98,487	\$354,928	FULTON	....9TH
3,205	0	10,616	0	12,912	17,807	10,564	3,170	\$61,801	\$192,437	HANCOCK	
0	0	0	2,368	5,757	10,883	5,898	200	\$27,188	\$117,025	HENDERSON	
3,218	0	0	1,161	43,400	56,082	31,635	2,384	\$139,223	\$547,935	KNOX	
5,892	0	119	0	23,468	28,135	11,332	560	\$71,605	\$288,014	MCDONOUGH	
5,815	0	675	96	19,697	21,951	13,199	179	\$62,279	\$226,513	WARREN	
\$29,785	\$0	\$11,829	\$3,625	\$132,283	\$168,721	\$88,146	\$8,488	\$460,583	\$1,726,852	CIRCUIT TOT	....9TH
\$722	\$0	\$34	\$300	\$4,703	\$8,094	\$7,471	\$0	\$22,323	\$79,041	MARSHALL	...10TH
115,118	37,742	4,738	0	60,928	96,215	64,069	6,285	\$397,668	\$1,293,377	PEORIA	
0	0	0	500	2,487	7,348	3,429	0	\$16,434	\$69,701	PUTNAM	
0	0	282	1,000	4,025	5,008	2,964	0	\$15,736	\$46,932	STARK	
44,396	0	2,083	994	53,712	133,601	63,534	1,584	\$304,692	\$1,410,994	TAZEWELL	
\$160,236	\$37,742	\$7,137	\$2,794	\$125,855	\$250,266	\$141,467	\$7,869	\$756,853	\$2,900,045	CIRCUIT TOT	...10TH
\$0	\$0	\$0	\$0	\$12,957	\$17,764	\$15,942	\$0	\$47,123	\$178,130	FORD	...11TH
4,669	0	920	3,928	21,834	52,767	36,043	200	\$124,165	\$590,336	LIVINGSTON	
131,711	0	3,256	0	25,256	41,339	20,287	90	\$223,607	\$571,078	LOGAN	
373,325	0	20,558	12,454	120,868	231,707	120,096	4,499	\$887,540	\$2,651,536	MCLEAN	
7,247	0	653	128	22,536	41,062	24,701	720	\$98,082	\$410,185	WOODFORD	
\$516,952	\$0	\$25,387	\$16,510	\$203,451	\$384,639	\$217,069	\$5,509	\$1,380,517	\$4,401,265	CIRCUIT TOT	...11TH
\$478,694	\$0	\$6,515	\$18,986	\$5,631	\$262,795	\$82,126	\$5,715	\$863,832	\$2,702,301	WILL	...12TH
\$478,694	\$0	\$6,515	\$18,986	\$5,631	\$262,795	\$82,126	\$5,715	\$863,832	\$2,702,301	CIRCUIT TOT	...12TH
\$27,259	\$0	\$13,330	\$19,069	\$25,573	\$51,262	\$25,608	\$4,010	\$168,123	\$535,644	BUREAU	...13TH
67,857	0	2,306	0	9,732	57,182	23,338	0	\$164,758	\$497,499	GRUNDY	
58,297	0	24,797	0	34,402	94,824	69,715	360	\$293,039	\$997,598	LASALLE	
\$153,413	\$0	\$40,433	\$19,069	\$69,707	\$203,268	\$118,661	\$4,370	\$625,920	\$2,030,741	CIRCUIT TOT	...13TH
\$28,452	\$0	\$7,410	\$0	\$13,234	\$31,229	\$8,099	\$585	\$91,070	\$878,572	HENRY	...14TH
0	0	0	229	8,737	10,529	1,706	190	\$22,445	\$137,203	MERCER	
523,691	0	8,970	24,789	15,887	281,275	124,935	4,571	\$990,056	\$2,797,065	ROCK ISLAND	
37,426	0	9,432	15,338	23,484	76,425	46,299	3,875	\$215,718	\$969,929	WHITESIDE	
\$589,569	\$0	\$25,812	\$40,356	\$61,342	\$399,458	\$181,039	\$9,221	\$1,319,289	\$4,782,769	CIRCUIT TOT	...14TH
\$0	\$0	\$1,998	\$0	\$8,600	\$7,057	\$5,185	\$50	\$27,543	\$139,652	CARROLL	...15TH
78,160	0	437	1,313	30,528	43,935	19,745	90	\$179,597	\$436,962	JO DAVIESS	
49,170	0	1,503	3,516	42,129	62,432	30,940	200	\$191,599	\$422,812	LEE	
10,027	0	582	1,147	27,526	44,605	21,133	0	\$109,517	\$520,136	OGLE	
16,171	0	1,075	0	34,447	62,460	35,642	1,442	\$152,422	\$627,478	STEPHENSON	
\$153,528	\$0	\$5,595	\$5,976	\$143,230	\$220,489	\$112,645	\$1,782	\$660,678	\$2,147,040	CIRCUIT TOT	...15TH
\$12,678	\$0	\$720	\$0	\$16,260	\$26,891	\$10,755	\$810	\$69,836	\$603,438	DEKALB	...16TH
70,609	0	6,386	0	99,780	151,553	99,260	3,250	\$433,600	\$2,558,485	KANE	
3,856	0	3,245	9,806	15,552	41,308	16,162	4,572	\$97,421	\$391,510	KENDALL	
\$87,143	\$0	\$10,351	\$9,806	\$131,592	\$219,752	\$126,177	\$8,632	\$600,857	\$3,553,433	CIRCUIT TOT	...16TH
\$3,352	\$0	\$1,456	\$0	\$29,212	\$66,819	\$33,780	\$1,260	\$136,459	\$592,769	BOONE	...17TH
31,067	0	3,250	0	73,616	246,969	172,676	45,113	\$577,863	\$1,960,987	WINNEBAGO	
\$34,419	\$0	\$4,706	\$0	\$102,828	\$313,788	\$206,456	\$46,373	\$714,322	\$2,553,756	CIRCUIT TOT	...17TH
\$36,157	\$44,440	\$17,111	\$183,219	\$509,619	\$1,001,589	\$422,855	\$0	\$2,215,296	\$8,872,589	DUPAGE	...18TH
\$36,157	\$44,440	\$17,111	\$183,219	\$509,619	\$1,001,589	\$422,855	\$0	\$2,215,296	\$8,872,589	CIRCUIT TOT	...18TH
\$143,350	\$26,532	\$14,120	\$99,038	\$397,617	\$608,396	\$180,102	\$12	\$1,496,126	\$6,461,415	LAKE	...19TH
53,998	0	9,347	565	132,643	306,310	83,905	7,932	\$601,908	\$3,716,538	MCHENRY	
\$197,348	\$26,532	\$23,467	\$99,603	\$530,260	\$914,706	\$264,007	\$7,944	\$2,098,034	\$10,177,953	CIRCUIT TOT	...19TH
\$1,802	\$0	\$933	\$6,534	\$9,681	\$18,051	\$15,746	\$452	\$54,596	\$185,545	MONROE	...20TH
16,291	0	1,050	0	13,240	22,065	11,135	0	\$66,003	\$232,362	PERRY	
0	0	0	3,440	29,871	36,146	17,843	0	\$92,584	\$357,315	RANDOLPH	
327,077	0	3,650	39,637	135,274	319,989	160,154	10,149	\$997,906	\$3,142,181	ST. CLAIR	
3,426	0	407	903	74	0	0	0	\$5,184	\$115,787	WASHINGTON	
\$348,596	\$0	\$6,040	\$50,514	\$188,140	\$396,251	\$204,878	\$10,601	\$1,216,273	\$4,033,190	CIRCUIT TOT	...20TH
\$72,233	\$0	\$1,527	\$2,107	\$31,694	\$43,529	\$38,570	\$0	\$192,931	\$659,246	IROQUOIS	...21ST
19,130	0	2,593	0	39,709	67,190	56,485	1,972	\$194,512	\$666,624	KANKAKEE	
\$91,363	\$0	\$4,120	\$2,107	\$71,403	\$110,719	\$95,055	\$1,972	\$387,443	\$1,325,870	CIRCUIT TOT	...21ST
\$3,365,928	\$937,704	\$16,743	\$0	\$94,685	\$355,667	\$63,875	\$3,750	\$4,844,433	\$29,905,447	COOK COUNTY	
\$4,681,112	\$112,108	\$259,297	\$667,399	\$3,438,769	\$6,835,554	\$3,490,434	\$157,582	\$19,993,034	\$73,048,463	DOWNSTATE	
										TOTAL	
\$8,047,040	\$1,049,812	\$276,040	\$667,399	\$3,533,454	\$7,191,221	\$3,554,309	\$161,332	\$24,837,467	\$102,953,910	STATE TOTAL	

# DISTRIBUTION OF FUNDS HELD IN TRUST OR AGENCY CAPACITY

CIRCUIT	COUNTY	FEES OF OTHERS										
		STATE'S ATTORNEY	SHERIFF SERV. OF PROCESS	SHERIFF COURT SERVICES	LAW LIBRARY	MARRIAGE FUND	COUNTY FND TO FIN. CRT. SYSTM	COURT APPOINTED COUNSEL	MUNICIPAL ATTORNEY	PROBATION SERVS. FUND	DISPUTE RESOLUTION FUND	ARBITRATIO FEE
1ST.....	ALEXANDER	\$8,114	\$0	\$8,254	\$1,432	\$0	\$13,360	\$0	\$0	\$2,060	\$0	\$0
	JACKSON	\$38,202	10,025	103,182	5,037	1,230	97,546	8,456	0	13,042	0	0
	JOHNSON	\$5,619	5,175	10,289	666	70	22,849	17,452	0	9,070	0	0
	MASSAC	\$10,352	4,842	13,925	2,620	270	22,263	0	320	16,685	0	0
	POPE	\$675	450	2,949	276	0	4,353	11,375	0	4,291	0	0
	PULASKI	\$13,681	2,781	8,868	878	0	46,082	0	0	710	0	0
	SALINE	\$10,274	8,297	22,760	5,654	280	32,439	0	4,889	22,436	0	0
	UNION	\$14,415	4,686	24,658	3,002	0	36,416	92	0	10,159	0	0
	WILLIAMSON	\$31,190	4,956	54,938	8,714	110	73,835	3,096	0	29,083	0	0
1ST.....	CIRCUIT TOT.	\$124,408	\$41,212	\$241,569	\$26,847	\$1,960	\$335,783	\$40,471	\$5,209	\$105,476	\$0	\$0
2ND.....	CRAWFORD	\$6,519	\$2,990	\$18,124	\$3,236	\$0	\$10,426	\$0	\$0	\$6,851	\$0	\$0
	EDWARDS	\$2,380	601	4,464	1,261	0	3,406	0	0	4,740	0	0
	FRANKLIN	\$37,067	8,003	27,570	8,772	790	18,329	1,652	0	28,088	0	0
	GALLATIN	\$2,311	1,515	3,335	382	0	3,565	0	0	3,410	0	0
	HAMILTON	\$6,875	0	3,956	1,944	0	4,317	0	0	1,620	0	0
	HARDIN	\$2,895	2,344	5,059	1,068	0	4,209	450	10,000	2,813	0	0
	JEFFERSON	\$37,828	6,427	39,413	9,486	0	18,118	605	0	18,227	0	0
	LAWRENCE	\$6,781	2,888	0	672	0	8,168	0	0	3,105	0	0
	RICHLAND	\$8,276	3,403	3,073	4,062	170	9,085	453	0	8,579	0	0
	WABASH	\$24,584	2,651	19,196	2,862	0	23,010	0	470	7,280	0	0
	WAYNE	\$16,173	5,576	15,120	2,955	120	18,461	20	0	14,998	0	0
	WHITE	\$28,937	1,576	20,057	1,792	0	21,325	0	0	12,893	0	0
2ND.....	CIRCUIT TOT	\$180,626	\$37,974	\$159,367	\$38,492	\$1,080	\$142,419	\$3,180	\$10,470	\$112,604	\$0	\$0
3RD.....	BOND	\$8,079	\$2,001	\$6,095	\$4,005	\$220	\$15,742	\$0	\$0	\$7,088	\$0	\$0
	MADISON	\$149,405	0	114,508	35,906	0	78,932	450	3,070	34,898	0	0
3RD.....	CIRCUIT TOT	\$157,484	\$2,001	\$120,603	\$39,911	\$220	\$94,674	\$450	\$3,070	\$41,986	\$0	\$0
4TH.....	CHRISTIAN	\$20,180	\$19,995	\$32,669	\$10,566	\$280	\$44,093	\$0	\$0	\$29,392	\$0	\$0
	CLAY	\$7,404	5,477	10,152	3,191	140	13,324	3,315	0	16,648	0	0
	CLINTON	\$19,523	7,054	24,000	5,241	310	36,157	2,387	0	24,533	0	0
	EFFINGHAM	\$24,442	25,073	32,171	6,657	460	32,805	2,795	0	37,289	0	0
	FAYETTE	\$19,382	2,753	15,428	0	200	25,046	50	25	12,511	0	0
	JASPER	\$6,871	3,132	8,692	1,400	90	13,350	1,626	0	10,108	0	0
	MARION	\$26,126	8,295	42,815	8,219	720	34,063	425	0	61,939	0	0
	MONTGOMERY	\$34,111	10,319	32,695	6,048	490	28,165	3,638	0	21,562	10	0
	SHELBY	\$13,584	5,609	15,136	4,860	290	22,287	0	0	17,088	0	0
4TH.....	CIRCUIT TOT	\$171,623	\$87,707	\$213,758	\$46,182	\$2,980	\$249,290	\$14,236	\$25	\$231,070	\$10	\$0
5TH.....	CLARK	\$31,490	\$1,890	\$0	\$3,632	\$0	\$15,913	\$1,271	\$115	\$3,740	\$0	\$0
	COLES	\$33,433	12,262	33,005	10,053	690	31,050	17,015	0	315	0	0
	CUMBERLAND	\$5,679	1,232	0	0	0	11,173	350	0	5,365	0	0
	EDGAR	\$14,757	7,705	0	5,647	0	10,590	3,214	0	11,860	0	0
	VERMILION	\$15,685	27	131,057	23,949	720	88,314	14,429	0	52,736	0	0
5TH.....	CIRCUIT TOT	\$101,044	\$23,116	\$164,062	\$43,281	\$1,410	\$157,040	\$36,279	\$115	\$74,016	\$0	\$0
6TH.....	CHAMPAIGN	\$76,576	\$36,047	\$153,333	\$42,424	\$0	\$101,705	\$43,711	\$0	\$65,504	\$0	\$0
	DEWITT	\$4,328	8,271	12,240	1,476	0	8,654	15,611	65	9,603	0	0
	DOUGLAS	\$4,470	0	9,255	3,457	0	20,795	548	2,946	9,080	0	0
	MACON	\$88,473	0	126,952	27,042	3,340	70,693	41,074	0	62,976	0	0
	MOULTRIE	\$4,729	5,456	4,921	2,262	70	15,067	5,344	0	8,246	0	0
	PIATT	\$4,390	10,614	0	3,339	0	10,360	4,530	0	14,355	0	0
6TH.....	CIRCUIT TOT	\$182,966	\$60,388	\$306,701	\$80,000	\$3,410	\$227,274	\$110,818	\$3,011	\$169,764	\$0	\$0
7TH.....	GREENE	\$3,997	\$1,528	\$0	\$2,375	\$0	\$3,153	\$7,461	\$0	\$305	\$0	\$0
	JERSEY	\$14,359	3,545	0	5,229	250	35,281	860	0	2,595	0	0
	MACOUPIN	\$22,845	23,241	41,348	10,098	0	26,052	0	0	18,026	0	0
	MORGAN	\$19,040	6,025	31,697	12,527	620	42,659	12,714	0	16,777	0	0
	SANGAMON	\$157,042	0	193,546	32,650	0	336,621	21,061	0	92,022	0	0
	SCOTT	\$2,047	1,237	0	944	0	3,071	0	0	0	0	0
7TH.....	CIRCUIT TOT	\$219,330	\$35,576	\$266,591	\$63,823	\$870	\$446,837	\$42,096	\$0	\$129,725	\$0	\$0
8TH.....	ADAMS	\$42,604	\$21,659	\$50,815	\$21,338	\$1,140	\$40,867	\$4,266	\$0	\$45,238	\$0	\$0
	BROWN	\$4,165	1,134	3,727	1,012	0	5,545	0	30	1,544	0	0
	CALHOUN	\$4,078	3,546	355	1,416	0	4,205	0	0	2,715	0	0
	CASS	\$10,638	5,394	10,127	3,317	0	8,090	0	0	720	0	0
	MASON	\$14,820	7,121	0	2,431	0	15,031	0	0	0	0	0
	MENARD	\$6,147	3,490	2,395	1,888	0	7,551	1,507	0	3,823	0	0
	PIKE	\$14,421	18,172	0	2,792	0	0	6,205	0	18,224	0	0
	SCHUYLER	\$4,795	1,774	0	1,345	0	6,290	0	30	1,738	0	0
8TH.....	CIRCUIT TOT	\$101,668	\$62,290	\$67,419	\$35,539	\$1,140	\$87,579	\$11,978	\$60	\$74,002	\$0	\$0

AND OF COLLECTIONS MADE FOR OTHERS (CONT.)

REJECT. OF AWARD	TOTAL FEES OF OTHERS DISTRIBUTED	MISCELLANEOUS DISBURSEMENTS								TOTAL AMOUNT DISTRIBUTED	COUNTY	CIRCUIT
		RESTITUT.	WRK RELEASE COMPENSA.	ABANDON. UNCL. BAIL	ABANDON. UNCL. PROP	DEPOSITS FROM JUD. SALES	REIM. TO LOCA ANTI-CRIME PROGRAM	OTHER	TOTAL MISC. DISBURS.			
\$0	\$33,220	\$22,120	\$0	\$0	\$0	\$0	\$0	\$0	\$22,120	\$338,100	ALEXANDER	.....1ST
0	\$276,720	73,671	0	0	0	157,970	0	678,197	\$909,838	\$4,148,218	JACKSON	
0	\$71,190	15,152	0	0	0	0	0	0	\$15,152	\$766,646	JOHNSON	
0	\$71,277	34,446	288	0	0	0	0	124,646	\$159,380	\$1,253,248	MASSAC	
0	\$24,369	8,750	0	0	0	0	0	0	\$8,750	\$295,056	POPE	
0	\$73,000	29,580	0	0	0	0	0	0	\$29,580	\$769,581	PULASKI	
0	\$107,029	74,865	0	0	0	0	2,127	6,699	\$83,691	\$1,664,711	SALINE	
0	\$93,428	12,927	0	0	0	0	0	2,990	\$15,917	\$912,181	UNION	
0	\$205,922	75,280	0	0	0	0	0	64,207	\$139,487	\$3,108,966	WILLIAMSON	
\$0	\$922,935	\$324,671	\$288	\$0	\$0	\$157,970	\$2,127	\$876,739	\$1,361,795	\$13,256,707	CIRCUIT TOT.	.....1ST
\$0	\$48,146	\$15,137	\$2,020	\$0	\$0	\$0	\$0	\$21,728	\$38,885	\$1,270,616	CRAWFORD	.....2ND
0	\$16,852	9,560	0	0	0	0	0	4,065	\$13,625	\$420,256	EDWARDS	
0	\$130,271	45,879	0	0	0	45,000	0	0	\$90,879	\$2,614,910	FRANKLIN	
0	\$14,518	4,889	0	0	0	0	2,005	2,891	\$9,785	\$332,627	GALLATIN	
0	\$18,712	10,462	0	0	0	0	0	640	\$11,102	\$392,623	HAMILTON	
0	\$28,838	5,478	0	0	0	0	1,100	723	\$7,301	\$282,781	HARDIN	
0	\$130,104	42,802	0	992	0	0	5,571	79,197	\$128,562	\$2,806,392	JEFFERSON	
0	\$21,614	12,062	0	0	0	0	3,765	21,890	\$37,717	\$830,723	LAWRENCE	
0	\$37,101	13,733	0	0	0	0	0	0	\$13,733	\$843,371	RICHLAND	
0	\$80,053	26,159	2,670	0	0	0	550	17,102	\$46,481	\$1,109,351	WABASH	
0	\$73,423	20,150	0	0	0	0	1,839	2,193	\$24,182	\$1,192,726	WAYNE	
0	\$86,580	15,512	0	0	0	0	0	4,591	\$20,103	\$1,047,377	WHITE	
\$0	\$686,212	\$221,823	\$4,690	\$992	\$0	\$45,000	\$14,830	\$155,020	\$442,355	\$13,143,753	CIRCUIT TOT	.....2ND
\$0	\$43,230	\$29,631	\$0	\$0	\$0	\$13,388	\$3,000	\$2,970	\$48,989	\$641,052	BOND	.....3RD
0	\$417,169	53,354	0	0	0	0	0	0	\$53,354	\$14,498,774	MADISON	
\$0	\$460,399	\$82,985	\$0	\$0	\$0	\$13,388	\$3,000	\$2,970	\$102,343	\$15,139,826	CIRCUIT TOT	.....3RD
\$0	\$157,175	\$49,843	\$0	\$0	\$0	\$0	\$0	\$0	\$49,843	\$2,706,264	CHRISTIAN	.....4TH
0	\$59,651	37,173	0	0	0	0	0	42,503	\$79,676	\$964,291	CLAY	
0	\$119,205	51,777	5,475	0	0	0	0	0	\$57,252	\$1,468,298	CLINTON	
0	\$161,692	38,230	0	0	0	0	3,376	60,127	\$101,733	\$2,451,613	EFFINGHAM	
0	\$75,395	43,759	0	0	0	0	0	0	\$43,759	\$1,418,031	FAYETTE	
0	\$45,269	29,665	268	769	0	0	7,379	10,636	\$48,717	\$585,505	JASPER	
0	\$182,602	78,702	2,439	0	7,362	0	0	0	\$88,503	\$3,668,041	MARION	
0	\$137,038	57,118	2,193	0	0	0	2,522	5,509	\$67,342	\$2,256,511	MONTGOMERY	
0	\$78,854	34,754	3,073	0	0	0	0	8,751	\$46,578	\$1,289,177	SHELBY	
\$0	\$1,016,881	\$421,021	\$13,448	\$769	\$7,362	\$0	\$13,277	\$127,526	\$583,403	\$16,807,731	CIRCUIT TOT	.....4TH
\$0	\$58,051	\$15,341	\$0	\$0	\$0	\$0	\$0	\$25,160	\$40,501	\$1,326,795	CLARK	.....5TH
0	\$137,823	0	0	1,695	0	847,332	0	76,642	\$925,669	\$4,761,482	COLES	
0	\$23,799	8,578	0	0	0	0	0	16,905	\$25,483	\$771,934	CUMBERLAND	
0	\$53,773	48,993	836	0	0	2,586	0	17,778	\$70,193	\$1,323,562	EDGAR	
0	\$326,917	94,830	0	0	0	0	25	37,923	\$132,778	\$7,318,335	VERMILION	
\$0	\$600,363	\$167,742	\$836	\$1,695	\$0	\$849,918	\$25	\$174,408	\$1,194,624	\$15,502,108	CIRCUIT TOT	.....5TH
\$0	\$519,300	\$172,687	\$13,521	\$0	\$3,057	\$0	\$0	\$1,550,607	\$1,739,872	\$9,837,279	CHAMPAIGN	.....6TH
0	\$60,248	20,508	1,134	0	0	0	0	0	\$21,642	\$1,585,952	DEWITT	
0	\$50,551	12,571	2,580	0	0	0	0	0	\$15,151	\$1,419,379	DOUGLAS	
0	\$420,550	137,537	976	0	0	0	0	81,200	\$219,713	\$3,031,928	MACON	
0	\$46,095	19,653	2,217	0	0	0	245	43,164	\$65,279	\$1,250,290	MOULTRIE	
0	\$47,588	16,451	4,128	0	0	0	0	117,266	\$137,845	\$1,545,156	PIATT	
\$0	\$1,144,332	\$379,407	\$24,556	\$0	\$3,057	\$0	\$245	\$1,792,237	\$2,199,502	\$18,669,984	CIRCUIT TOT	.....6TH
\$0	\$18,819	\$5,225	\$0	\$0	\$0	\$0	\$0	\$723	\$5,948	\$169,947	GREENE	.....7TH
0	\$62,119	45,315	207	0	0	0	0	0	\$45,522	\$1,172,197	JERSEY	
0	\$141,610	56,855	42,814	17,854	71,035	0	420	65,894	\$254,872	\$2,784,698	MACOUPIN	
0	\$142,059	53,338	4,449	0	0	0	0	95,105	\$152,892	\$2,688,937	MORGAN	
0	\$832,942	269,347	0	0	0	0	4,521	1,812	\$275,680	\$15,044,770	SANGAMON	
0	\$7,299	2,148	0	0	0	0	0	6,114	\$8,262	\$313,729	SCOTT	
\$0	\$1,204,848	\$432,228	\$47,470	\$17,854	\$71,035	\$0	\$4,941	\$169,648	\$743,176	\$22,174,278	CIRCUIT TOT	.....7TH
\$0	\$227,927	\$128,109	\$48,316	\$0	\$0	\$182,679	\$15,369	\$29,129	\$403,602	\$5,315,277	ADAMS	.....8TH
0	\$17,157	6,192	0	0	0	0	0	55,326	\$61,518	\$514,948	BROWN	
0	\$16,315	6,949	0	0	0	0	0	10,605	\$17,554	\$201,669	CALHOUN	
0	\$38,286	29,783	0	0	0	0	0	5,535	\$35,318	\$894,288	CASS	
0	\$39,403	42,770	620	0	0	0	0	14,704	\$58,094	\$1,113,680	MASON	
0	\$26,801	9,349	0	0	0	0	925	14,729	\$25,003	\$340,250	MENARD	
0	\$59,814	0	4,350	0	0	0	0	0	\$4,350	\$1,130,253	PIKE	
0	\$15,972	8,091	0	0	0	0	0	19,709	\$27,800	\$509,495	SCHUYLER	
\$0	\$441,675	\$231,243	\$53,286	\$0	\$0	\$182,679	\$16,294	\$149,737	\$633,239	\$10,019,860	CIRCUIT TOT	.....8TH

# DISTRIBUTION OF FUNDS HELD IN TRUST OR AGENCY CAPACITY

CIRCUIT	COUNTY	FEES OF OTHERS										
		STATE'S ATTORNEY	SHERIFF SERV. OF PROCESS	SHERIFF COURT SERVICES	LAW LIBRARY	MARRIAGE FUND	COUNTY FND TO FIN. CRT. SYSTM	COURT APPOINTED COUNSEL	MUNICIPAL ATTORNEY	PROBATION SERVS. FUND	DISPUTE RESOLUTION FUND	ARBITRATION FEE
9TH.....	FULTON	\$11,207	\$9,933	\$21,548	\$9,350	\$0	\$18,596	\$2,484	\$0	\$15,035	\$0	\$0
	HANCOCK	\$9,497	4,709	8,455	0	0	9,585	3,122	0	7,357	0	0
	HENDERSON	\$8,384	0	4,110	1,358	0	1,246	3,290	0	970	0	0
	KNOX	\$33,838	14,449	43,222	11,638	0	40,052	1,797	2,278	17,804	0	0
	MCDONOUGH	\$21,250	11,808	21,284	7,470	0	14,612	685	0	11,087	0	0
	WARREN	\$20,206	16,444	21,692	5,175	0	13,402	3,233	320	2,115	0	0
9TH.....	CIRCUIT TOT	\$104,382	\$57,343	\$120,311	\$34,991	\$0	\$97,493	\$14,611	\$2,598	\$54,368	\$0	\$0
10TH.....	MARSHALL	\$5,898	\$2,278	\$5,578	\$2,712	\$310	\$12,133	\$831	\$30	\$814	\$0	\$0
	PEORIA	\$79,014	62,872	276,542	74,287	0	182,477	29,626	0	18,762	0	0
	PUTNAM	\$855	0	1,393	354	30	4,975	0	0	0	0	0
	STARK	\$1,951	912	3,535	0	0	937	1,400	36	1,200	0	0
	TAZEWELL	\$16,021	36,304	82,789	30,579	2,465	90,060	29,869	241	17,502	0	0
10TH.....	CIRCUIT TOT	\$103,739	\$102,366	\$369,837	\$107,932	\$2,805	\$290,582	\$61,726	\$307	\$38,278	\$0	\$0
11TH.....	FORD	\$7,230	\$1,568	\$12,705	\$2,454	\$0	\$15,090	\$3,396	\$0	\$20,185	\$0	\$0
	LIVINGSTON	\$22,207	9,977	18,440	10,473	0	34,435	0	490	15,345	0	0
	LOGAN	\$23,680	9,436	19,189	8,934	910	27,415	250	0	0	0	0
	MCLEAN	\$106,650	71,526	182,558	41,164	1,960	224,742	59,822	0	103,286	0	0
	WOODFORD	\$18,901	16,749	20,417	3,159	0	26,434	2,959	0	10,026	0	0
11TH.....	CIRCUIT TOT	\$178,668	\$109,256	\$253,309	\$66,184	\$2,870	\$328,116	\$66,427	\$490	\$148,842	\$0	\$0
12TH.....	WILL	\$320,773	\$41,852	\$121,706	\$147,234	\$15,100	\$281,985	\$0	\$68,389	\$23,703	\$0	\$0
12TH.....	CIRCUIT TOT	\$320,773	\$41,852	\$121,706	\$147,234	\$15,100	\$281,985	\$0	\$68,389	\$23,703	\$0	\$0
13TH.....	BUREAU	\$1,230	\$0	\$0	\$9,497	\$690	\$30,343	\$8,574	\$0	\$10,720	\$0	\$0
	GRUNDY	\$0	0	0	7,230	740	37,145	0	0	2,645	0	0
	LASALLE	\$80,664	4,241	74,181	24,994	0	80,795	0	11,685	11,404	0	0
13TH.....	CIRCUIT TOT	\$81,894	\$4,241	\$74,181	\$41,721	\$1,430	\$148,283	\$8,574	\$11,685	\$24,769	\$0	\$0
14TH.....	HENRY	\$12,239	\$10,794	\$45,747	\$11,498	\$300	\$58,423	\$10,710	\$130	\$30,718	\$0	\$0
	MERCER	\$3,494	3,526	9,005	3,783	80	14,435	3,962	0	7,281	0	0
	ROCK ISLAND	\$48,769	5,646	221,516	48,973	0	291,365	34,405	4,467	53,925	0	0
	WHITESIDE	\$40,252	11,027	46,431	21,678	0	42,968	14,835	0	61,899	0	0
14TH.....	CIRCUIT TOT	\$104,754	\$30,993	\$322,699	\$85,932	\$380	\$407,191	\$63,912	\$4,597	\$153,823	\$0	\$0
15TH.....	CARROLL	\$10,127	\$10,625	\$6,135	\$2,846	\$230	\$1,760	\$2,275	\$10	\$8,562	\$0	\$0
	JO DAVISS	\$5,196	6,617	20,000	4,832	650	36,122	6,364	0	3,704	0	0
	LEE	\$11,364	10,705	27,553	10,022	910	67,207	16,865	0	25,053	0	0
	OGLE	\$14,505	28,712	25,442	9,405	670	31,250	21,942	4,778	12,766	0	0
	STEPHENSON	\$40,821	21,090	39,129	12,401	1,010	43,942	0	140	9,470	0	0
15TH.....	CIRCUIT TOT	\$82,013	\$77,749	\$118,259	\$39,506	\$3,470	\$180,281	\$47,446	\$4,928	\$59,555	\$0	\$0
16TH.....	DEKALB	\$0	\$0	\$0	\$0	\$0	\$0	\$0	\$0	\$0	\$0	\$0
	KANE	\$230,680	7,888	548,895	157,524	11,810	185,130	0	183,194	46,616	0	0
	KENDALL	\$10,011	3,848	20,838	5,237	1,050	36,084	0	0	14,142	0	0
16TH.....	CIRCUIT TOT	\$240,691	\$11,736	\$569,733	\$162,761	\$12,860	\$221,214	\$0	\$183,194	\$60,758	\$0	\$0
17TH.....	BOONE	\$21,750	\$6,177	\$37,013	\$7,064	\$880	\$64,980	\$4,241	\$0	\$22,029	\$0	\$0
	WINNEBAGO	\$82,984	26,853	212,991	94,520	5,200	367,364	4,620	0	54,101	0	60,065
17TH.....	CIRCUIT TOT	\$104,734	\$33,030	\$250,004	\$101,584	\$6,080	\$432,344	\$8,861	\$0	\$76,130	\$0	\$60,065
18TH.....	DUPAGE	\$167,434	\$18,756	\$1,032,600	\$341,096	\$11,060	\$656,402	\$9,014	\$32,085	\$432,142	\$0	\$169,595
18TH.....	CIRCUIT TOT	\$167,434	\$18,756	\$1,032,600	\$341,096	\$11,060	\$656,402	\$9,014	\$32,085	\$432,142	\$0	\$169,595
19TH.....	LAKE	\$39,933	\$33,165	\$789,323	\$189,782	\$0	\$659,550	\$88,877	\$53,037	\$346,635	\$0	\$121,947
	MCHENRY	\$36,769	33,766	246,633	48,043	0	289,569	38,676	46,765	94,543	0	44,056
19TH.....	CIRCUIT TOT	\$76,702	\$66,931	\$1,035,956	\$237,825	\$0	\$949,119	\$127,553	\$99,802	\$441,178	\$0	\$166,003
20TH.....	MONROE	\$9,465	\$94	\$0	\$1,498	\$0	\$16,241	\$1,520	\$0	\$1,286	\$0	\$0
	PERRY	\$13,443	2,217	13,097	3,283	160	13,416	0	0	3,133	0	0
	RANDOLPH	\$20,595	7,918	29,809	3,859	540	21,705	0	0	1,438	0	0
	ST. CLAIR	\$37,691	53,369	396,698	88,668	8,240	332,291	4,247	640	52,089	0	0
	WASHINGTON	\$7,460	1,755	0	956	0	15,404	0	0	1,010	0	0
20TH.....	CIRCUIT TOT	\$88,654	\$65,353	\$439,604	\$98,264	\$8,940	\$399,057	\$5,767	\$640	\$58,956	\$0	\$0
21ST.....	IROQUOIS	\$3,100	\$4,779	\$13,816	\$4,481	\$0	\$0	\$2,880	\$0	\$12,943	\$0	\$0
	KANKAKEE	\$26,993	20,890	85,799	26,636	1,415	65,805	20,007	0	21,759	0	0
21ST.....	CIRCUIT TOT	\$30,093	\$25,669	\$99,615	\$31,117	\$1,415	\$65,805	\$22,887	\$0	\$34,702	\$0	\$0
	COOK COUNTY	\$294,019	\$342,444	\$0	\$2,024,415	\$0	\$0	\$0	\$82,241	\$0	\$243,769	\$1,104,230
	DOWNSTATE TOTAL	\$2,923,680	\$995,539	\$6,347,884	\$1,870,222	\$79,480	\$6,198,768	\$696,286	\$430,675	\$2,545,847	\$10	\$395,663
	STATE TOTAL	\$3,217,699	\$1,337,983	\$6,347,884	\$3,894,637	\$79,480	\$6,198,768	\$696,286	\$512,916	\$2,545,847	\$243,779	\$1,499,893

AND OF COLLECTIONS MADE FOR OTHERS (CONT.)

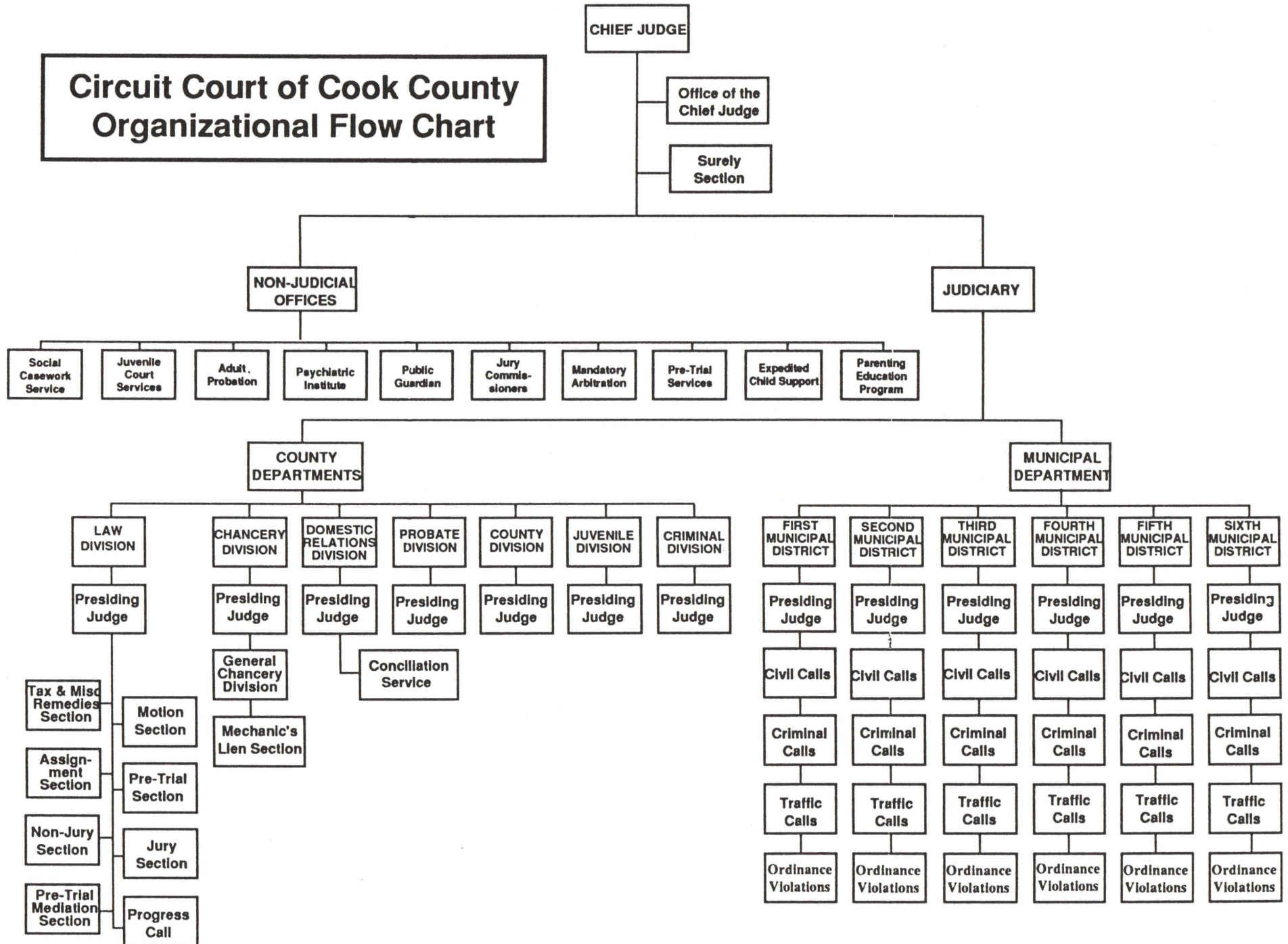
REJECT. OF AWARD	TOTAL FEES OF OTHERS DISTRIBUTED	MISCELLANEOUS DISBURSEMENTS								TOTAL AMOUNT DISTRIBUTED	COUNTY	CIRCUIT
		RESTITUT.	WRK RELEASE COMPENSA.	ABANDON. UNCL. BAIL	ABANDON. UNCL PROP	DEPOSITS FROM JUD. SALES	REIM. TO LOCA ANTI-CRIME PROGRAM	OTHER	TOTAL MISC. DISBURS.			
\$0	\$88,153	\$29,017	\$550	\$0	\$0	\$0	\$0	\$1,500	\$31,067	\$2,976,850	FULTON	....9TH
0	\$42,725	19,153	0	0	0	0	0	0	\$19,153	\$1,270,984	HANCOCK	
0	\$19,358	5,304	1,584	0	0	0	0	54,457	\$61,345	\$592,760	HENDERSON	
0	\$165,078	72,502	0	0	884	0	0	311,478	\$384,864	\$5,732,592	KNOX	
0	\$88,196	47,158	0	0	0	0	500	17,319	\$64,977	\$1,976,722	MCDONOUGH	
0	\$82,587	37,441	0	0	0	0	943	762	\$39,146	\$1,661,853	WARREN	
\$0	\$486,097	\$210,575	\$2,134	\$0	\$884	\$0	\$1,443	\$385,516	\$600,552	\$14,211,761	CIRCUIT TOT	....9TH
\$0	\$30,584	\$8,250	\$2,290	\$0	\$0	\$42,321	\$0	\$0	\$52,861	\$955,466	MARSHALL	...10TH
0	\$723,580	120,116	0	396	0	0	1,603	0	\$122,115	\$15,070,691	PEORIA	
0	\$7,607	4,549	24	0	0	0	0	0	\$4,573	\$202,442	PUTNAM	
0	\$9,971	10,624	0	0	0	0	0	4,076	\$14,700	\$392,688	STARK	
0	\$305,830	45,948	0	0	0	60,675	0	56,705	\$163,328	\$10,331,958	TAZEWELL	
\$0	\$1,077,572	\$189,487	\$2,314	\$396	\$0	\$102,996	\$1,603	\$60,781	\$357,577	\$26,953,245	CIRCUIT TOT	...10TH
\$0	\$62,628	\$9,641	\$0	\$208	\$0	\$0	\$0	\$0	\$9,849	\$739,603	FORD	...11TH
0	\$111,367	12,121	7,692	0	90	0	0	68,167	\$88,070	\$2,812,712	LIVINGSTON	
0	\$89,814	0	0	0	0	0	0	36,630	\$36,630	\$2,599,730	LOGAN	
0	\$791,708	27,492	1,584	0	1,335	39,631	5,492	458,983	\$546,517	\$9,287,274	MCLEAN	
0	\$98,645	4,364	0	0	0	0	0	0	\$4,364	\$1,882,789	WOODFORD	
\$0	\$1,154,162	\$53,618	\$21,276	\$208	\$1,425	\$39,631	\$5,492	\$563,780	\$685,430	\$17,322,108	CIRCUIT TOT	...11TH
\$0	\$1,020,742	\$2,283	\$0	\$106,199	\$0	\$1,036	\$0	\$5,730,607	\$5,840,125	\$33,377,334	WILL	...12TH
\$0	\$1,020,742	\$2,283	\$0	\$106,199	\$0	\$1,036	\$0	\$5,730,607	\$5,840,125	\$33,377,334	CIRCUIT TOT	...12TH
\$0	\$61,054	\$21,978	\$0	\$0	\$6,274	\$0	\$126,930	\$0	\$155,182	\$2,647,324	BUREAU	...13TH
0	\$47,760	9,214	1,530	1,489	0	0	0	0	\$12,233	\$2,940,838	GRUNDY	
0	\$287,964	43,260	2,192	1,552	0	0	0	4,430	\$51,434	\$7,090,291	LASALLE	
\$0	\$396,778	\$74,452	\$3,722	\$3,041	\$6,274	\$0	\$126,930	\$4,430	\$218,849	\$12,678,453	CIRCUIT TOT	...13TH
\$0	\$180,559	\$0	\$0	\$0	\$0	\$0	\$0	\$0	\$0	\$3,821,544	HENRY	...14TH
0	\$45,566	0	413	0	0	0	0	0	\$413	\$1,296,896	MERCER	
0	\$709,066	135,065	0	0	0	0	0	0	\$135,065	\$16,541,887	ROCK ISLAND	
0	\$239,090	452	33,632	90	0	0	5,550	0	\$39,724	\$5,638,450	WHITESIDE	
\$0	\$1,174,281	\$135,517	\$34,045	\$90	\$0	\$0	\$5,550	\$0	\$175,202	\$27,298,777	CIRCUIT TOT	...14TH
\$0	\$42,570	\$0	\$19,316	\$0	\$0	\$0	\$456	\$101,716	\$121,488	\$1,060,671	CARROLL	...15TH
0	\$83,485	607	19,316	0	0	0	456	101,716	\$122,095	\$1,396,368	JO DAVIESS	
0	\$169,679	3,044	27,493	0	0	0	0	0	\$30,537	\$2,893,587	LEE	
0	\$149,470	49,205	29,159	0	0	0	16,678	89,587	\$184,629	\$2,876,748	OGLE	
0	\$168,003	18,122	24,032	103	0	0	1,003	7,345	\$50,605	\$3,817,266	STEPHENSON	
\$0	\$613,207	\$70,978	\$119,316	\$103	\$0	\$0	\$18,593	\$300,364	\$509,354	\$12,044,640	CIRCUIT TOT	...15TH
\$0	\$0	\$0	\$0	\$0	\$0	\$0	\$0	\$0	\$0	\$3,265,011	DEKALB	...16TH
0	\$1,371,737	174,176	0	0	0	0	0	608,615	\$782,791	\$23,865,272	KANE	
0	\$91,210	44,877	0	0	0	0	0	27,736	\$72,613	\$2,415,851	KENDALL	
\$0	\$1,462,947	\$219,053	\$0	\$0	\$0	\$0	\$0	\$636,351	\$855,404	\$29,546,134	CIRCUIT TOT	...16TH
\$0	\$164,134	\$32,849	\$51,617	\$71	\$0	\$0	\$1,100	\$1,260	\$86,897	\$2,290,596	BOONE	...17TH
6,100	\$914,798	68,916	615	0	0	0	1,550	1,003,955	\$1,075,036	\$12,539,119	WINNEBAGO	
\$6,100	\$1,078,932	\$101,765	\$52,232	\$71	\$0	\$0	\$2,650	\$1,005,215	\$1,161,933	\$14,829,715	CIRCUIT TOT	...17TH
\$32,400	\$2,902,584	\$0	\$204,000	\$0	\$0	\$0	\$0	\$0	\$204,000	\$49,484,643	DUPAGE	...18TH
\$32,400	\$2,902,584	\$0	\$204,000	\$0	\$0	\$0	\$0	\$0	\$204,000	\$49,484,643	CIRCUIT TOT	...18TH
\$25,200	\$2,347,449	\$639,314	\$0	\$0	\$56,657	\$67,928	\$7,206	\$38,255	\$809,360	\$25,351,882	LAKE	...19TH
1,800	\$880,620	179,799	0	0	0	0	5,600	36,820	\$222,219	\$9,700,031	MCHENRY	
\$27,000	\$3,228,069	\$819,113	\$0	\$0	\$56,657	\$67,928	\$12,806	\$75,075	\$1,031,579	\$35,051,913	CIRCUIT TOT	...19TH
\$0	\$30,104	\$17,619	\$0	\$1,456	\$0	\$0	\$0	\$12,167	\$31,242	\$1,151,113	MONROE	...20TH
0	\$48,749	22,164	0	0	0	0	0	175,751	\$197,915	\$1,862,872	PERRY	
0	\$85,864	55,467	0	0	0	0	0	0	\$55,467	\$1,820,608	RANDOLPH	
0	\$973,933	34,183	0	0	0	0	0	0	\$34,183	\$12,862,018	ST. CLAIR	
0	\$26,585	30,120	0	0	0	0	0	106,410	\$136,530	\$828,599	WASHINGTON	
\$0	\$1,165,235	\$159,553	\$0	\$1,456	\$0	\$0	\$0	\$294,328	\$455,337	\$18,525,210	CIRCUIT TOT	...20TH
\$0	\$41,999	\$43,220	\$0	\$1,815	\$0	\$0	\$0	\$257,701	\$302,736	\$2,308,799	IROQUOIS	...21ST
0	\$269,304	0	0	0	0	0	0	226,728	\$226,728	\$6,419,022	KANKAKEE	
\$0	\$311,303	\$43,220	\$0	\$1,815	\$0	\$0	\$0	\$484,429	\$529,464	\$8,727,821	CIRCUIT TOT	...21ST
\$1,012,300	\$5,103,418	\$0	\$0	\$0	\$0	\$0	\$0	\$0	\$0	\$129,179,082	COOK COUNTY	
\$65,500	\$22,549,554	\$4,340,734	\$583,613	\$134,689	\$146,694	\$1,460,546	\$229,806	\$12,989,161	\$19,885,243	\$424,766,001	DOWNSTATE TOTAL	
\$1,077,800	\$27,652,972	\$4,340,734	\$583,613	\$134,689	\$146,694	\$1,460,546	\$229,806	\$12,989,161	\$19,885,243	\$553,945,083	STATE TOTAL	



**Circuit Court of Cook County, Illinois  
Caseload and Statistical Records  
Calendar Year 1992**



# Circuit Court of Cook County Organizational Flow Chart



**TREND OF ALL CASES  
IN THE CIRCUIT COURT OF COOK COUNTY  
FOR THE YEAR OF 1992**

COUNTY DEPARTMENT		CASE ACTIVITY										CASES DISPOSED AS % OF TOTAL ADDED
DIVISION	TYPE OF CASE	PENDING AT START	FILED	REIN- STATED	TRANS- FERRED	TOTAL ADDED	DISPOSED	ADJUST- MENT	PENDING AT END	CHANGE IN PENDING NUMBER	PERCENT	
LAW A W	Law > \$15,000 - Jury	37885	3280	1783	8988	14051	18366	0	33570	-4315	-11.39%	130.71%
	Law > \$15,000 - Non-Jury	11076	12436	1191	-8988	4639	7862	0	7853	-3223	-29.10%	169.48%
	Tax	486	113	35	0	148	239	0	395	-91	-18.72%	161.49%
	Eminent Domain	498	275	21	0	296	350	0	444	-54	-10.84%	118.24%
	Miscellaneous Remedy	2734	1616	122	0	1738	1884	1	2589	-145	-5.30%	108.40%
	<b>SUB-TOTAL .....</b>	<b>52679</b>	<b>17720</b>	<b>3152</b>	<b>0</b>	<b>20872</b>	<b>28701</b>	<b>1</b>	<b>44851</b>	<b>-7828</b>	<b>-14.86%</b>	<b>137.51%</b>
CHANCERY	Chancery	14515	12525	1276	0	13801	13732	0	14584	69	0.48%	99.50%
DOMESTIC RELATIONS	Domestic Relations	18322	19054	323	0	19377	15221	-2920	19558	1236	6.75%	78.55%
	Reciprocal Non-Support	15526	1396	18061	0	19457	10187	-1311	23485	7959	51.26%	52.36%
	<b>SUB-TOTAL .....</b>	<b>33848</b>	<b>20450</b>	<b>18384</b>	<b>0</b>	<b>38834</b>	<b>25408</b>	<b>-4231</b>	<b>43043</b>	<b>9195</b>	<b>27.17%</b>	<b>65.43%</b>
C O U N T Y	Tax	70406	102755	0	0	102755	100597	0	72564	2158	3.07%	97.90%
	Mental Health	117	5684	0	0	5684	5716	0	85	-32	-27.35%	100.56%
	Adoptions, Marriages of Minors, Order of Protect.	1484	1886	0	0	1886	1993	1	1378	-106	-7.14%	105.67%
	Municipal Corporations & Election Matters	334	63	0	0	63	17	0	380	46	13.77%	26.98%
	<b>SUB-TOTAL .....</b>	<b>72341</b>	<b>110388</b>	<b>0</b>	<b>0</b>	<b>110388</b>	<b>108323</b>	<b>1</b>	<b>74407</b>	<b>2066</b>	<b>2.86%</b>	<b>98.13%</b>
PROBATE	Estates	16224	6365	0	0	6365	6442	0	16147	-77	-0.47%	101.21%
	Guardianships	3406	3094	0	0	3094	2747	0	3753	347	10.19%	88.78%
	Disabled Adults	5267	1645	0	0	1645	1640	0	5272	5	0.09%	99.70%
	<b>SUB-TOTAL .....</b>	<b>24897</b>	<b>11104</b>	<b>0</b>	<b>0</b>	<b>11104</b>	<b>10829</b>	<b>0</b>	<b>25172</b>	<b>275</b>	<b>1.10%</b>	<b>97.52%</b>
J U V E N I L I T Y	Delinquency	14936	16596	85	0	16681	16385	0	15212	276	1.85%	98.34%
	Dependency/Neglected	17990	6909	5708	0	12617	5912	34	24729	6739	37.46%	46.86%
	Minors in Need of Authoritat. Intervention	50	46	103	0	149	105	0	94	44	88.00%	70.47%
	<b>SUB-TOTAL .....</b>	<b>32976</b>	<b>23551</b>	<b>5876</b>	<b>0</b>	<b>29427</b>	<b>22402</b>	<b>34</b>	<b>40035</b>	<b>7059</b>	<b>21.41%</b>	<b>76.13%</b>
CRIMINAL	Felony (Indictments & Informations)	15604	29320	4073	0	33393	33007	380	16370	766	4.91%	98.84%
<b>COUNTY DEPARTMENT SUB-TOTALS.....</b>		<b>246860</b>	<b>225058</b>	<b>32761</b>	<b>0</b>	<b>257819</b>	<b>242402</b>	<b>-3815</b>	<b>258462</b>	<b>11602</b>	<b>4.70%</b>	<b>94.02%</b>
MUNICIPAL DEPARTMENT		CASE ACTIVITY										CASES DISPOSED AS % OF TOTAL ADDED
DISTRICT	TYPE OF CASE	PENDING AT START	FILED	REIN- STATED	TRANS- FERRED	TOTAL ADDED	DISPOSED	ADJUST- MENT	PENDING AT END	CHANGE IN PENDING NUMBER	PERCENT	
ONE (1)          T H I R D          SIX (6)	Law <= \$15,000 - Jury (1)	1763	384	113	1540	2037	2004	258	2052	289	16.39%	98.38%
	Law <= \$15,000 - Non-Jury	3749	7423	400	-1351	6472	5760	-755	3706	-43	-1.15%	89.00%
	Civil <= \$15,000 - Jury (2)	24062	571	3011	11475	15057	21303	3566	21382	-2680	-11.14%	141.48%
	Civil <= \$15,000 - Non-Jury	235851	168587	13867	-11476	170978	166334	-12284	228211	-7640	-3.24%	97.28%
	Small Claims (3)	4379	13463	352	-143	13672	13697	-151	4203	-176	-4.02%	100.18%
	Felony (Indictments & Informations)	3630	4630	2375	0	7005	7009	24	3650	20	0.55%	100.06%
	Felony (Prelim-Hearings) (4)	28510	56607	3635	0	60242	66211	6334	28875	365	1.28%	109.91%
	Housing (6th Dist. only)	93	0	0	0	0	5	-88	0	-93	-100.00%	0.00%
	Paternity	24160	23116	37853	2623	63392	38265	-2831	46456	22296	92.28%	60.36%
	Misdemeanors, Ordinance & Conservation Violations	493292	317137	4000	0	321137	310377	49924	553976	60684	12.30%	96.65%
	Traffic Cases **	-	1609660	0	0	1609660	2403700	-	-	-	-	149.33%
	Parking Cases *	-	56437	0	0	56437	41204	-	-	-	-	73.01%
<b>MUNICIPAL DEPARTMENT SUB-TOTALS *</b>		<b>790979</b>	<b>2144971</b>	<b>61771</b>	<b>2668</b>	<b>2209410</b>	<b>2968454</b>	<b>37661</b>	<b>863636</b>	<b>72657</b>	<b>9.19%</b>	<b>134.36%</b>
<b>GRAND TOTALS - COUNTY &amp; MUNICIPAL DEPARTMENTS</b>		<b>1037839</b>	<b>2370029</b>	<b>94532</b>	<b>2668</b>	<b>2467229</b>	<b>3210856</b>	<b>33846</b>	<b>1122098</b>	<b>84259</b>	<b>8.12%</b>	<b>130.14%</b>

\*Parking Cases (Districts Two thru Six only) are shown in this report, but are not calculated into the Municipal Department Totals or in Grand Totals. Parking Cases do not include District #1 (City of Chicago) which are adjudicated in administrative hearings, effective 9/15/90. \*\*Does not include Parking cases. (1)Breakdown of Law cases are for Districts Two thru Six only. (2)Includes Contracts & Torts, Personal Injury, Forcibles & Joint Actions, Forfeitures, Parentage, Housing and Pro Se Cases in the First District only. (3)Includes Districts Two thru Six only. (4) Felony Preliminary Hearing Cases shown in this report but not included in totals.

# CIRCUIT COURT OF COOK COUNTY TREND OF ALL CASES

MUNICIPAL DEPARTMENT - DISTRICT ONE

CIVIL CASES - 1992

TYPE OF CASES	CASE ACTIVITY						
	BEGIN PENDING	FILED	TRANS- FERRED(1)	REIN- STATED(2)	TERM INATED(3)	ADJUST- MENT	END PENDING
<b>CONTRACTS &amp; TORTS</b>							
Jury	11160	201	4897	570	5265	455	12018
Non-Jury	197991	99981	-4897	10971	110024	-648	193374
<b>TOTAL.....</b>	<b>209151</b>	<b>100182</b>	<b>0</b>	<b>11541</b>	<b>115289</b>	<b>-193</b>	<b>205392</b>
<b>PERSONAL INJURY</b>							
Jury	12486	356	5615	2223	14941	3067	8806
Non-Jury	5565	13383	-5615	984	6899	-7418	
<b>TOTAL.....</b>	<b>18051</b>	<b>13739</b>	<b>0</b>	<b>3207</b>	<b>21840</b>	<b>-4351</b>	<b>8806</b>
<b>FORCIBLES AND JOINT ACTIONS</b>							
Jury	301	7	870	204	993	39	428
Non-Jury	12113	42888	-870	1339	38704	40	16806
<b>TOTAL.....</b>	<b>12414</b>	<b>42895</b>	<b>0</b>	<b>1543</b>	<b>39697</b>	<b>79</b>	<b>17234</b>
<b>FORFEITURES</b>							
Jury	6	1	0	0	1	1	7
Non-Jury	958	591	-1	8	556	0	1000
<b>TOTAL.....</b>	<b>964</b>	<b>592</b>	<b>-1</b>	<b>8</b>	<b>557</b>	<b>1</b>	<b>1007</b>
<b>PARENTAGE</b>							
Jury	6	0	4	0	4	0	6
Non-Jury	1080	2	-4	2	41	28	1067
<b>TOTAL.....</b>	<b>1086</b>	<b>2</b>	<b>0</b>	<b>2</b>	<b>45</b>	<b>28</b>	<b>1073</b>
<b>HOUSING</b>							
Jury	8	0	1	0	2	1	8
Non-Jury	11076	6949	-1	9	6311	-3723	7999
<b>TOTAL.....</b>	<b>11084</b>	<b>6949</b>	<b>0</b>	<b>9</b>	<b>6313</b>	<b>-3722</b>	<b>8007</b>
<b>PRO SE</b>							
Jury	44	1	79	13	73	0	64
Non-Jury	1085	2306	-79	369	2381	2	1302
<b>TOTAL.....</b>	<b>1129</b>	<b>2307</b>	<b>0</b>	<b>382</b>	<b>2454</b>	<b>2</b>	<b>1366</b>
<b>OTHERS</b>							
Jury	51	5	9	1	24	3	45
Non-Jury	5983	2487	-9	185	1418	-565	6663
<b>TOTAL.....</b>	<b>6034</b>	<b>2492</b>	<b>0</b>	<b>186</b>	<b>1442</b>	<b>-562</b>	<b>6708</b>
<b>TOTALS.....</b>	<b>259913</b>	<b>169158</b>	<b>-1</b>	<b>16878</b>	<b>187637</b>	<b>-8718</b>	<b>249593</b>

(1) Cases from Non-Jury to Jury. (2) Includes reinstated, transferred into District One and cases removed from special calendars. (3) Includes terminated, transferred out of District One and cases placed on special calendars.

**TREND OF CASES IN THE MUNICIPAL DEPARTMENT  
CIRCUIT COURT OF COOK COUNTY DURING 1992**

		PENDING AT START	FILED	REIN- STATED	TRANS- FERRED	TOTAL ADDED	DISPOSED	ADJUST- MENT	PENDING AT END	CHANGE IN PENDING		CASES DISPOSED AS % OF TOTAL ADDED
										NUMBER	PERCENT	
LAW JURY CASES \$15,000 OR LESS	DIST. 2	274	0	0	142	142	218	0	198	-76	-27.74%	153.52%
	DIST. 3	464	97	22	547	666	557	0	573	109	23.49%	83.63%
	DIST. 4	335	22	8	357	387	373	12	361	26	7.76%	96.38%
	DIST. 5	148	157	34	45	236	317	244	311	163	110.14%	134.32%
	DIST. 6	542	108	49	449	606	539	0	609	67	12.36%	88.94%
LAW NON-JURY CASES \$15,000 OR LESS	DIST. 2	572	1278	78	-96	1260	1166	-46	620	48	8.39%	92.54%
	DIST. 3	832	1819	110	-487	1442	1265	0	1009	177	21.27%	87.73%
	DIST. 4	390	1030	30	-316	752	652	-31	459	69	17.69%	86.70%
	DIST. 5	934	1226	20	-38	1208	933	-678	531	-403	-43.15%	77.24%
	DIST. 6	1021	2062	162	-414	1810	1744	0	1087	66	6.46%	96.35%
SMALL CLAIMS	DIST. 2	766	1657	4	0	1661	1606	0	821	55	7.18%	96.69%
	DIST. 3	586	2465	77	-60	2482	2289	0	779	193	32.94%	92.22%
	DIST. 4	321	2387	41	-41	2387	2435	10	283	-38	-11.84%	102.01%
	DIST. 5	499	1609	19	-7	1621	1584	-161	375	-124	-24.85%	97.72%
	DIST. 6	2207	5345	211	-35	5521	5783	0	1945	-262	-11.87%	104.75%
HOUSING *	DIST. 2	*	*	*	*	*	*	*	*	*	*	*
	DIST. 3	*	*	*	*	*	*	*	*	*	*	*
	DIST. 4	*	*	*	*	*	*	*	*	*	*	*
	DIST. 5	*	*	*	*	*	*	*	*	*	*	*
	DIST. 6	93	0	0	0	0	5	-88	0	-93	-100.00%	0.00%
PATERNITY **	DIST. 1	20430	20570	32804	2180	55554	34212	-2669	39103	18673	91.40%	61.58%
	DIST. 2	1060	143	300	37	480	267	-16	1257	197	18.58%	55.63%
	DIST. 3	78	214	358	48	620	246	-19	433	355	455.13%	39.68%
	DIST. 4	1006	865	1511	196	2572	1377	15	2216	1210	120.28%	53.54%
	DIST. 5	**	**	**	**	**	**	**	**	**	**	**
	DIST. 6	1586	1324	2680	162	4166	2163	-142	3447	1861	117.34%	51.92%

**TREND OF CASES IN THE MUNICIPAL DEPARTMENT  
CIRCUIT COURT OF COOK COUNTY DURING 1992**

		PENDING AT START	FILED	REIN- STATED	TRANS- FERRED	TOTAL ADDED	DISPOSED	ADJUST- MENT	PENDING AT END	CHANGE IN PENDING		CASES DISPOSED AS % OF TOTAL ADDED
										NUMBER	PERCENT	
FELONY (INDICTMENT & INFORMATION)	DIST. 1	0	72	0	0	72	73	1	0	0	0.00%	101.39%
	DIST. 2	1122	679	442	0	1121	961	2	1284	162	14.44%	85.73%
	DIST. 3	1088	660	241	0	901	893	53	1149	61	5.61%	99.11%
	DIST. 4	352	969	872	0	1841	1983	-2	208	-144	-40.91%	107.71%
	DIST. 5	328	708	187	0	895	943	-30	250	-78	-23.78%	105.36%
	DIST. 6	740	1542	633	0	2175	2156	0	759	19	2.57%	99.13%
FELONY (PRELIMINARY HEARINGS) (1)	DIST. 1	21462	44784	0	0	44784	49147	5271	22370	908	4.23%	109.74%
	DIST. 2	3286	1920	0	0	1920	3114	0	2092	-1194	-36.34%	162.19%
	DIST. 3	1833	2076	0	0	2076	1945	-10	1954	121	6.60%	93.69%
	DIST. 4	99	3736	3635	0	7371	6270	0	1200	1101	1112.12%	85.06%
	DIST. 5	439	1498	0	0	1498	2617	1073	393	-46	-10.48%	174.70%
	DIST. 6	1391	2593	0	0	2593	3118	0	866	-525	-37.74%	120.25%
MISDEMEANORS, ORDINANCE & CONSERVATION VIOLATIONS (1)	DIST. 1	452640	243369	0	0	243369	223286	45731	518454	65814	14.54%	91.75%
	DIST. 2	9389	8145	0	0	8145	10180	0	7354	-2035	-21.67%	124.98%
	DIST. 3	7131	14872	0	0	14872	15798	10	6215	-916	-12.85%	106.23%
	DIST. 4	10907	16803	0	0	16803	20879	0	6831	-4076	-37.37%	124.26%
	DIST. 5	12764	12688	0	0	12688	15251	4183	14384	1620	12.69%	120.20%
	DIST. 6	461	21260	4000	0	25260	24983	0	738	277	60.09%	98.90%
TRAFFIC (2)	DIST. 1	-	823943	0	0	823943	1121357	-	-	-	-	136.10%
	DIST. 2	-	133483	0	0	133483	230649	-	-	-	-	172.79%
	DIST. 3	-	173241	0	0	173241	297505	-	-	-	-	171.73%
	DIST. 4	-	164537	0	0	164537	259253	-	-	-	-	157.57%
	DIST. 5	-	138228	0	0	138228	227319	-	-	-	-	164.45%
	DIST. 6	-	176228	0	0	176228	267617	-	-	-	-	151.86%

**TREND OF CASES IN THE MUNICIPAL DEPARTMENT  
CIRCUIT COURT OF COOK COUNTY DURING 1992**

		PENDING AT START	FILED	REIN- STATED	TRANS- FERRED	TOTAL ADDED	DISPOSED	ADJUST- MENT	PENDING AT END	CHANGE IN PENDING NUMBER PERCENT		CASES DISPOSED AS % OF TOTAL ADDED
PARKING CASES ***	DIST. 1	-	0	0	0	0	0	-	-	-	-	0.00%
	DIST. 2	-	15910	0	0	15910	9602	-	-	-	-	60.35%
	DIST. 3	-	10976	0	0	10976	6350	-	-	-	-	57.85%
	DIST. 4	-	8254	0	0	8254	5212	-	-	-	-	63.15%
	DIST. 5	-	11247	0	0	11247	8977	-	-	-	-	79.82%
	DIST. 6	-	10050	0	0	10050	11063	-	-	-	-	110.08%
DISTRICT TOTALS *** (3)	DIST. 1	732983	1257112	49682	2179	1308973	1566565	34345	807150	74167	10.12%	119.68%
	DIST. 2	13183	145385	824	83	146292	245047	-60	11534	-1649	-12.51%	167.51%
	DIST. 3	10179	193368	808	48	194224	318553	44	10158	-21	-0.21%	164.01%
	DIST. 4	13311	186621	2462	196	189279	286952	4	10358	-2953	-22.18%	151.60%
	DIST. 5	14673	154616	260	0	154876	246347	3558	15851	1178	8.03%	159.06%
	DIST. 6	6650	207869	7735	162	215766	304990	-230	8585	1935	29.10%	141.35%
<b>GRAND TOTALS - MUNICIPAL DEPARTMENT</b>		<b>790979</b>	<b>2144971</b>	<b>61771</b>	<b>2668</b>	<b>2209410</b>	<b>2968454</b>	<b>37661</b>	<b>863636</b>	<b>72657</b>	<b>9.19%</b>	<b>134.36%</b>

\*Housing matters filed and disposed of as "general law" cases in Districts 2 thru 5. \*\*All paternity matters in District #5 are filed and disposed of in District #4.

\*\*\*Parking cases are not calculated into the District Totals. Pursuant to statute, Chicago Parking violations (Dist. 1) are adjudicated in administrative hearings, effective 9/15/90. (1) Indicates the dispositions of charges and not cases. (2) Includes both Major and Minor traffic cases. Does not include Parking cases. (3) Totals do not include Felony Preliminary Hearings totals.

# LAW

## IN THE LAW DIVISION, COUNTY DEPARTMENT CIRCUIT COURT OF COOK COUNTY STATISTICAL REPORT ON LAW CASES DURING 1992

### AGE OF PENDING CASES AS OF DECEMBER, 1992

			1987 & EARLIER	DURING 1988	DURING 1989	DURING 1990	DURING 1991	DURING 1992	TOTALS
LAW CASES  OVER \$30,000	JURY CASES	NUMBER OF PENDING LAW CASES	1346	3931	4658	6777	8763	8095	33570
		% OF TOTAL PENDING INVENTORY	4.0%	11.7%	13.9%	20.2%	26.1%	24.1%	100.0%
	NON-JURY	NUMBER OF PENDING LAW CASES	56	41	69	452	2383	4852	7853
		% OF TOTAL PENDING INVENTORY	0.7%	0.5%	0.9%	5.8%	30.3%	61.8%	100.0%

### AVERAGE TIME INTERVAL BETWEEN DATE OF FILING AND DATE OF DISPOSITION OF LAW JURY CASES

LAW JURY CASES TERMINATED BY VERDICT				
CALENDAR	NUMBER OF VERDICTS REACHED DURING THE PERIOD	MONTHS ELAPSED BETWEEN DATE OF FILING AND DATE OF VERDICT		
		MAXIMUM	MINIMUM	AVERAGE
TOTAL	494	147	1	64.1

LAW JURY CASES DISPOSED OF BY ANY MEANS INCLUDING VERDICT				
CALENDAR	TOTAL NO. OF CASES DISPOSED OF DURING PERIOD	MONTHS ELAPSED BETWEEN THE DATE OF FILING AND THE DATE OF DISPOSITION		
		MAXIMUM	MINIMUM	AVERAGE
TOTAL	18013	155	1	38.6

### IN THE MUNICIPAL DEPARTMENT, CIRCUIT COURT OF COOK COUNTY DISTRICTS ONE THRU SIX, LAW JURY CASES DURING 1992

#### AVERAGE TIME INTERVAL BETWEEN DATE OF FILING AND DATE OF DISPOSITION OF LAW JURY CASES

LAW JURY CASES TERMINATED BY VERDICT				
	NUMBER OF VERDICTS REACHED DURING THE PERIOD	MONTHS ELAPSED BETWEEN DATE OF FILING AND DATE OF VERDICT		
		MAXIMUM	MINIMUM	AVERAGE
DISTRICT 1	241	75	18	39.4
DISTRICT 2	15	0	0	0
DISTRICT 3	37	28.1	15.8	22.9
DISTRICT 4	21	17.2	6.2	11.7
DISTRICT 5	15	0	0	0
DISTRICT 6	23	25	16.3	20.7
TOTALS	352	75	6.2	31.4

ALL LAW CASES DISPOSED OF BY ANY MEANS INCLUDING VERDICT				
	TOTAL NO. CASES DISPOSED OF DURING PERIOD	MONTHS ELAPSED BETWEEN THE DATE OF FILING AND THE DATE OF DISPOSITION		
		MAXIMUM	MINIMUM	AVERAGE
DISTRICT 1	185458	154	1	7.2
DISTRICT 2	214	33.5	1.4	8.9
DISTRICT 3	543	36.9	1.1	14
DISTRICT 4	387	31.1	1.6	13.8
DISTRICT 5	246	46.7	5.2	23.3
DISTRICT 6	520	42.6	0.9	16.3
TOTALS	187368	154	0.9	7.3

**COUNTY DEPARTMENT**

**IN THE DOMESTIC RELATIONS DIVISION, COUNTY DEPARTMENT  
CIRCUIT COURT OF COOK COUNTY DURING 1992**

CATEGORY	TOTAL NO. OF CASES TERMINATED DURING PERIOD	MONTHS ELAPSED BETWEEN DATE OF FILING & DATE OF TERMINATION		
		MAXIMUM	MINIMUM	AVERAGE
DISSOLUTION OF MARRIAGE	14510	244	1	11.7
DECLARATION OF INVALIDITY OF MARRIAGE	70	39	1	7.6
LEGAL SEPARTATION OF MARRIAGE	110	95	2	22.7

# MISDEMEANOR, ORDINANCE & CONSERVATION VIOLATIONS

IN THE MUNICIPAL DEPARTMENTS, — DISTRICTS ONE THRU SIX

## NATURE AND NUMBER OF DISPOSITIONS OF MISDEMEANORS, ORDINANCE VIOLATIONS AND CONSERVATIONS VIOLATIONS\*

METHOD OF DISPOSITION - NOT CONVICTED										
DISTRICT	BOND FORFEITURE WITH OR WITHOUT WARRANT	DISMISSED FOR WANT OF PROSECUTION	NOLLE PROSEQUI	NON- SUIT	STRICKEN OFF WITH LEAVE TO REINSTATE	LEAVE TO FILE DENIED	DISCHARGE SPEEDY TRIAL STATUTE	FOUND NOT GUILTY	OTHER DISMISSAL	NOT CONVICTED SUB- TOTALS
ONE	22792	1386	8131	47874	96072	401	50	1628	693	179027
TWO	1462	4	141	381	2541	0	0	221	119	4869
THREE	1803	29	221	1188	4290	16	5	494	132	8178
FOUR	4551	17	175	666	5260	11	0	1544	35	12259
FIVE	2158	51	609	409	4538	8	0	913	204	8886
SIX	5656	98	1482	1210	8321	5	0	825	222	17819
TOTALS	38420	1585	10759	51728	121020	441	55	5625	1405	231038

## NATURE AND NUMBER OF DISPOSITIONS OF MISDEMEANORS, ORDINANCE VIOLATIONS AND CONSERVATION VIOLATIONS\*

METHOD OF DISPOSITION - CONVICTED								TOTALS CONVICTED AND NOT CONVICTED
DISTRICT	IMPRISON/ PERIODIC IMPRISON. STATE	IMPRISON/ PERIODIC IMPRISON. LOCAL	PROBATION	CONDI- TIONAL DISCHARGE	SUPER- VISION	FINE ONLY AND ORDERED TO PAY	CONVICTED SUB- TOTALS	
ONE	4	6637	1499	1220	22978	11930	44268	223295
TWO	6	414	191	323	2739	1628	5301	10170
THREE	1	767	112	337	3790	2738	7745	15923
FOUR	1	893	163	552	3835	3175	8619	20878
FIVE	19	742	23	353	3614	1535	6286	15172
SIX	16	825	21	838	4121	1343	7164	24983
TOTALS	47	10278	2009	3623	41077	22349	79383	310421

\*Indicates the disposition of charges and not cases.

# FELONY

IN THE MUNICIPAL DEPARTMENTS,  
CIRCUIT COURT OF COOK COUNTY,  
DISTRICTS ONE THRU SIX  
DURING 1992

## NATURE OF DISPOSITION OF PRELIMINARY HEARINGS

METHOD OF DISPOSITION *										
	SUPERSEDED BY IND/INF OR FINDING OF PROBABLE CAUSE	NO PROBABLE CAUSE	BOND FORFEITURE W/ OR W/O WARRANT	DISMISSED FOR WANT OF PROSECUTION	NOLLE PROSEQUI	STRICKEN OFF WITH LEAVE TO REINSTATE	LEAVE TO FILE DENIED	OFF CALL/ OTHER DISMISSAL	NON- SUIT	TOTALS
DISTRICT 1	26619	8087	3833	5	9303	609	26	65	111	48658
DISTRICT 2	1340	77	263	0	118	1306	0	9	1	3114
DISTRICT 3	1028	44	238	0	540	79	1	15	0	1945
DISTRICT 4	2700	167	210	0	3133	64	0	6	0	6280
DISTRICT 5	1157	34	149	0	1128	19	1	12	0	2500
DISTRICT 6	2413	36	217	0	383	38	0	15	1	3103
TOTALS	35257	8445	4910	5	13583	2115	28	122	113	65600

\*Indicates the disposition of felony charges and not cases.

IN THE CRIMINAL DIVISION, COUNTY DEPARTMENT,  
AND IN THE MUNICIPAL DEPARTMENTS — DISTRICTS ONE THRU SIX

## Disposition of Defendants\* Charged With Offenses by Indictment & Information

	NOT CONVICTED						CONVICTED				FOUND UNFIT TO BE TRIED	TOTAL DEFENDANTS DISPOSED OF
	NOLLE	S.O.L.	REDUCED TO MISDEMEANOR	OTHER DISCHARGE	ACQUITTED BY		** GUILTY PLEA	** BENCH TRIAL	** JURY TRIAL	UNFIT TO BE SENTENCED		
					BENCH TRIAL	JURY TRIAL						
CRIMINAL DIVISION	1811	4102	528	141	2194	88	22383	3300	373	22	128	35150
DISTRICT 1	156	392	49	23	162	8	66	0	0	0	15	871
DISTRICT 2	56	40	75	57	44	4	927	29	1	0	4	1237
DISTRICT 3	47	47	40	35	13	0	706	13	1	0	1	903
DISTRICT 4	82	41	92	13	44	5	1590	45	11	0	3	1926
DISTRICT 5	80	16	22	17	30	0	867	19	3	0	0	1054
DISTRICT 6	111	21	22	44	110	11	1964	58	25	0	7	2373
TOTALS	2343	4659	828	330	2597	116	28503	3644	414	22	158	43514

\*Not necessarily different defendants.

\*\*Includes defendants found to be "guilty, but mentally ill."

# FELONY

## IN THE CRIMINAL DIVISION, COUNTY DEPARTMENT, CIRCUIT COURT OF COOK COUNTY 1992 ANNUAL REPORT

### GUILTY PLEAS ACCEPTED BY TYPE OF FELONY & SENTENCES IMPOSED ON DEFENDANTS\*

TYPE OF FELONY	DEATH	NATURAL LIFE	STATE IMPRISON.	CCDOC ONLY	PERIODIC IMP. ONLY CCDOC	PERIODIC IMP. WITH CONDITION	PROBATION ONLY	PROBATION WITH SOME JAIL TIME	PROB. WITH OTHER CONDITIONS	CONDITION DISCHARGE ONLY	CONDITION DISCHARGE W/COND.	** OTHER	TOTALS
MURDER	0	5	182	0	0	0	2	1	2	0	0	2	194
CLASS X	XXXX	0	2393	0	0	7	146	68	112	0	1	1	2728
CLASS ONE	XXXX	XXXX	2440	0	3	141	1332	422	640	0	1	11	4990
CLASS TWO	XXXX	XXXX	2704	2	10	162	1543	717	1125	0	3	6	6272
CLASS THREE	XXXX	XXXX	1496	0	2	72	791	345	676	0	6	3	3391
CLASS FOUR	XXXX	XXXX	1488	2	6	66	960	447	1798	0	11	30	4808
TOTALS	0	5	10703	4	21	448	4774	2000	4353	0	22	53	22383

### CONVICTIONS BY COURT BY TYPE OF FELONY & SENTENCES IMPOSED ON DEFENDANTS\*

TYPE OF FELONY	DEATH	NATURAL LIFE	STATE IMPRISON.	CCDOC ONLY	PERIODIC IMP. ONLY CCDOC	PERIODIC IMP. WITH CONDITION	PROBATION ONLY	PROBATION WITH SOME JAIL TIME	PROB. WITH OTHER CONDITIONS	CONDITION DISCHARGE ONLY	CONDITION DISCHARGE W/COND.	** OTHER	TOTALS
MURDER	1	8	174	0	0	0	11	8	5	0	0	0	207
CLASS X	XXXX	0	726	0	1	0	157	103	230	0	3	4	1224
CLASS ONE	XXXX	0	371	0	1	0	230	77	187	0	0	4	870
CLASS TWO	XXXX	0	314	0	0	0	136	36	143	0	2	0	631
CLASS THREE	XXXX	0	138	0	0	0	51	14	54	0	0	0	257
CLASS FOUR	XXXX	0	64	0	0	0	36	6	79	0	3	3	191
TOTALS	1	8	1787	0	2	0	621	244	698	0	8	11	3380

### CONVICTIONS BY JURY BY TYPE OF FELONY & SENTENCES IMPOSED ON DEFENDANTS\*

TYPE OF FELONY	DEATH	NATURAL LIFE	STATE IMPRISON.	CCDOC ONLY	PERIODIC IMP. ONLY CCDOC	PERIODIC IMP. WITH CONDITION	PROBATION ONLY	PROBATION WITH SOME JAIL TIME	PROB. WITH OTHER CONDITIONS	CONDITION DISCHARGE ONLY	CONDITION DISCHARGE W/COND.	** OTHER	TOTALS
MURDER	3	14	108	0	0	0	0	0	0	0	0	0	125
CLASS X	XXXX	6	139	0	0	0	0	0	1	0	0	0	146
CLASS ONE	XXXX	XXXX	24	0	0	0	2	3	3	0	0	0	32
CLASS TWO	XXXX	XXXX	33	0	0	0	2	1	2	0	0	0	38
CLASS THREE	XXXX	XXXX	16	0	0	0	0	0	2	0	0	0	18
CLASS FOUR	XXXX	XXXX	10	0	0	0	0	2	2	0	0	0	14
TOTALS	3	20	330	0	0	0	4	6	10	0	0	0	373

\*Not necessarily different defendants. \*\*Includes sentences where defendant was charged with a Murder or a Class X offense and reported as such, but defendant was found guilty of a lesser offense.

# FELONY

## IN THE CIRCUIT COURT OF COOK COUNTY MUNICIPAL DEPARTMENT, DISTRICT ONE

### TYPE OF SENTENCES IMPOSED ON DEFENDANTS\* CHARGED WITH FELONIES BY INFORMATION DURING 1992

Sentenced Imposed	Number of Defendants
State Imprisonment only (a).....	4
Local Imprisonment only .....	0
Periodic Imprisonment Only.....	1
Periodic Imprisonment ** With Conditions .....	0
Probation Only .....	32
Probation With Some Jail .....	21
Probation With Conditions ** .....	8
Conditional Discharge Only.....	0
Conditional Discharge With Some Jail .....	0
Conditional Discharge ** With Conditions.....	0
TOTAL PLEAS .....	66

(a) SENTENCES TO STATE IMPRISONMENT DO INCLUDE SOME ORDERS  
REPORTED WITH A CONDITION TO PAY A FINE.

\* NOT NECESSARILY DIFFERENT DEFENDANTS.

\*\* INCLUDES SUCH CONDITIONS AS PAYMENT OF A FINE,  
RESTITUTION, ETC.

# FELONY

## IN THE MUNICIPAL DEPARTMENT, CIRCUIT COURT OF COOK COUNTY, DISTRICT TWO — 1992 ANNUAL REPORT

### GUILTY PLEAS ACCEPTED BY TYPE OF FELONY & SENTENCES IMPOSED ON DEFENDANTS\*

TYPE OF FELONY	DEATH	NATURAL LIFE	STATE IMPRISON.	CCDOC ONLY	PERIODIC IMP. ONLY CCDOC	PERIODIC IMP. WITH CONDITION	PROBATION ONLY	PROBATION WITH SOME JAIL TIME	PROB. WITH OTHER CONDITIONS	CONDITION DISCHARGE ONLY	CONDITION DISCHARGE W/COND.	** OTHER	TOTALS
MURDER	0	0	2	0	0	0	0	0	0	0	0	0	2
CLASS X	XXXX	0	35	0	0	0	0	0	0	0	0	0	35
CLASS ONE	XXXX	XXXX	72	5	0	0	23	1	33	0	0	0	134
CLASS TWO	XXXX	XXXX	138	12	0	0	73	2	41	2	0	0	268
CLASS THREE	XXXX	XXXX	105	16	0	0	82	15	73	6	0	0	297
CLASS FOUR	XXXX	XXXX	83	9	0	0	46	5	43	5	0	0	191
TOTALS	0	0	435	42	0	0	224	23	190	13	0	0	927

### CONVICTIONS BY COURT BY TYPE OF FELONY & SENTENCES IMPOSED ON DEFENDANTS\*

TYPE OF FELONY	DEATH	NATURAL LIFE	STATE IMPRISON.	CCDOC ONLY	PERIODIC IMP. ONLY CCDOC	PERIODIC IMP. WITH CONDITION	PROBATION ONLY	PROBATION WITH SOME JAIL TIME	PROB. WITH OTHER CONDITIONS	CONDITION DISCHARGE ONLY	CONDITION DISCHARGE W/COND.	** OTHER	TOTALS
MURDER	0	0	1	0	0	0	0	0	0	0	0	0	1
CLASS X	XXXX	0	3	0	0	0	0	0	0	0	0	0	3
CLASS ONE	XXXX	XXXX	4	0	0	0	0	0	0	0	0	0	4
CLASS TWO	XXXX	XXXX	5	0	0	0	1	0	0	1	0	0	7
CLASS THREE	XXXX	XXXX	4	1	0	0	4	0	1	0	0	0	10
CLASS FOUR	XXXX	XXXX	1	0	0	0	0	0	3	0	0	0	4
TOTALS	0	0	18	1	0	0	5	0	4	1	0	0	29

### CONVICTIONS BY JURY BY TYPE OF FELONY & SENTENCES IMPOSED ON DEFENDANTS\*

TYPE OF FELONY	DEATH	NATURAL LIFE	STATE IMPRISON.	CCDOC ONLY	PERIODIC IMP. ONLY CCDOC	PERIODIC IMP. WITH CONDITION	PROBATION ONLY	PROBATION WITH SOME JAIL TIME	PROB. WITH OTHER CONDITIONS	CONDITION DISCHARGE ONLY	CONDITION DISCHARGE W/COND.	** OTHER	TOTALS
MURDER	0	0	0	0	0	0	0	0	0	0	0	0	0
CLASS X	XXXX	0	0	1	0	0	0	0	0	0	0	0	1
CLASS ONE	XXXX	XXXX	0	0	0	0	0	0	0	0	0	0	0
CLASS TWO	XXXX	XXXX	0	0	0	0	0	0	0	0	0	0	0
CLASS THREE	XXXX	XXXX	0	0	0	0	0	0	0	0	0	0	0
CLASS FOUR	XXXX	XXXX	0	0	0	0	0	0	0	0	0	0	0
TOTALS	0	0	0	1	0	0	0	0	0	0	0	0	1

\*Not necessarily different defendants. \*\*Includes defendants sentenced to pay a fine only, drug abuse program only, etc.

# FELONY

## IN THE MUNICIPAL DEPARTMENT, CIRCUIT COURT OF COOK COUNTY, DISTRICT THREE — 1992 ANNUAL REPORT

### GUILTY PLEAS ACCEPTED BY TYPE OF FELONY & SENTENCES IMPOSED ON DEFENDANTS\*

TYPE OF FELONY	DEATH	NATURAL LIFE	STATE IMPRISON.	CCDOC ONLY	PERIODIC IMP. ONLY CCDOC	PERIODIC IMP. WITH CONDITION	PROBATION ONLY	PROBATION WITH SOME JAIL TIME	PROB. WITH OTHER CONDITIONS	CONDITION DISCHARGE ONLY	CONDITION DISCHARGE W/COND.	** OTHER	TOTALS
MURDER	0	2	5	0	0	0	0	0	0	0	0	1	8
CLASS X	XXXX	0	49	0	0	0	0	0	0	0	0	8	57
CLASS ONE	XXXX	XXXX	76	7	0	0	17	10	49	3	1	23	186
CLASS TWO	XXXX	XXXX	55	22	0	0	18	13	32	6	0	12	158
CLASS THREE	XXXX	XXXX	54	30	0	0	26	3	55	5	0	11	184
CLASS FOUR	XXXX	XXXX	18	15	0	0	16	1	46	4	0	13	113
TOTALS	0	2	257	74	0	0	77	27	182	18	1	68	706

### CONVICTIONS BY COURT BY TYPE OF FELONY & SENTENCES IMPOSED ON DEFENDANTS\*

TYPE OF FELONY	DEATH	NATURAL LIFE	STATE IMPRISON.	CCDOC ONLY	PERIODIC IMP. ONLY CCDOC	PERIODIC IMP. WITH CONDITION	PROBATION ONLY	PROBATIO WITH SOME JAIL TIME	PROB. WITH OTHER CONDITIONS	CONDITION DISCHARGE ONLY	CONDITION DISCHARGE W/COND.	** OTHER	TOTALS
MURDER	0	0	2	0	0	0	0	0	0	0	0	0	2
CLASS X	XXXX	0	4	0	0	0	0	0	0	0	0	0	4
CLASS ONE	XXXX	XXXX	3	0	0	0	0	0	0	0	0	0	3
CLASS TWO	XXXX	XXXX	0	0	0	0	0	0	0	0	0	0	0
CLASS THREE	XXXX	XXXX	2	0	0	0	0	0	1	0	0	0	3
CLASS FOUR	XXXX	XXXX	0	0	0	0	0	0	1	0	0	0	1
TOTALS	0	0	11	0	0	0	0	0	2	0	0	0	13

### CONVICTIONS BY JURY BY TYPE OF FELONY & SENTENCES IMPOSED ON DEFENDANTS\*

TYPE OF FELONY	DEATH	NATURAL LIFE	STATE IMPRISON.	CCDOC ONLY	PERIODIC IMP. ONLY CCDOC	PERIODIC IMP. WITH CONDITION	PROBATION ONLY	PROBATIO WITH SOME JAIL TIME	PROB. WITH OTHER CONDITIONS	CONDITION DISCHARGE ONLY	CONDITION DISCHARGE W/COND.	** OTHER	TOTALS
MURDER	0	0	0	0	0	0	0	0	0	0	0	0	0
CLASS X	XXXX	0	1	0	0	0	0	0	0	0	0	0	1
CLASS ONE	XXXX	XXXX	0	0	0	0	0	0	0	0	0	0	0
CLASS TWO	XXXX	XXXX	0	0	0	0	0	0	0	0	0	0	0
CLASS THREE	XXXX	XXXX	0	0	0	0	0	0	0	0	0	0	0
CLASS FOUR	XXXX	XXXX	0	0	0	0	0	0	0	0	0	0	0
TOTALS	0	0	1	0	0	0	0	0	0	0	0	0	1

\*Not necessarily different defendants. \*\*Includes defendants sentenced to pay a fine only, drug abuse program only, etc.

# FELONY

## THE MUNICIPAL DEPARTMENT, CIRCUIT COURT OF COOK COUNTY, DISTRICT FOUR — 1992 ANNUAL REPORT

### GUILTY PLEAS ACCEPTED BY TYPE OF FELONY & SENTENCES IMPOSED ON DEFENDANTS\*

TYPE OF FELONY	DEATH	NATURAL LIFE	STATE IMPRISON.	CCDOC ONLY	PERIODIC IMP. ONLY CCDOC	PERIODIC IMP. WITH CONDITION	PROBATION ONLY	PROBATION WITH SOME JAIL TIME	PROB. WITH OTHER CONDITIONS	CONDITION DISCHARGE ONLY	CONDITION DISCHARGE W/COND.	** OTHER	TOTALS
MURDER	0	0	2	0	0	0	0	0	0	0	0	0	2
CLASS X	XXXX	0	86	0	0	0	0	0	0	0	0	0	86
CLASS ONE	XXXX	XXXX	104	0	0	0	25	13	20	0	0	0	162
CLASS TWO	XXXX	XXXX	209	0	0	0	75	72	55	1	0	0	412
CLASS THREE	XXXX	XXXX	252	0	0	0	126	82	65	7	3	0	535
CLASS FOUR	XXXX	XXXX	161	0	0	0	59	49	124	0	0	0	393
TOTALS	0	0	814	0	0	0	285	216	264	8	3	0	1590

### CONVICTIONS BY COURT BY TYPE OF FELONY & SENTENCES IMPOSED ON DEFENDANTS\*

TYPE OF FELONY	DEATH	NATURAL LIFE	STATE IMPRISON.	CCDOC ONLY	PERIODIC IMP. ONLY CCDOC	PERIODIC IMP. WITH CONDITION	PROBATION ONLY	PROBATIO WITH SOME JAIL TIME	PROB. WITH OTHER CONDITIONS	CONDITION DISCHARGE ONLY	CONDITION DISCHARGE W/COND.	** OTHER	TOTALS
MURDER	0	1	5	0	0	0	0	0	0	0	0	0	6
CLASS X	XXXX	0	10	0	0	0	0	0	0	0	0	0	10
CLASS ONE	XXXX	XXXX	4	0	0	0	0	0	0	0	0	0	4
CLASS TWO	XXXX	XXXX	1	0	0	0	1	1	0	0	0	0	3
CLASS THREE	XXXX	XXXX	5	0	0	0	3	3	2	0	0	0	13
CLASS FOUR	XXXX	XXXX	2	0	0	0	2	3	2	0	0	0	9
TOTALS	0	1	27	0	0	0	6	7	4	0	0	0	45

### CONVICTIONS BY JURY BY TYPE OF FELONY & SENTENCES IMPOSED ON DEFENDANTS\*

TYPE OF FELONY	DEATH	NATURAL LIFE	STATE IMPRISON.	CCDOC ONLY	PERIODIC IMP. ONLY CCDOC	PERIODIC IMP. WITH CONDITION	PROBATION ONLY	PROBATIO WITH SOME JAIL TIME	PROB. WITH OTHER CONDITIONS	CONDITION DISCHARGE ONLY	CONDITION DISCHARGE W/COND.	** OTHER	TOTALS
MURDER	0	1	0	0	0	0	0	0	0	0	0	0	1
CLASS X	XXXX	0	7	0	0	0	0	0	0	0	0	0	7
CLASS ONE	XXXX	XXXX	0	0	0	0	0	0	0	0	0	0	0
CLASS TWO	XXXX	XXXX	0	0	0	0	1	0	0	0	0	0	1
CLASS THREE	XXXX	XXXX	2	0	0	0	0	0	0	0	0	0	2
CLASS FOUR	XXXX	XXXX	0	0	0	0	0	0	0	0	0	0	0
TOTALS	0	1	9	0	0	0	1	0	0	0	0	0	11

\*Not necessarily different defendants. \*\*Includes defendants sentenced to pay a fine only, drug abuse program only, etc.

# FELONY

## IN THE MUNICIPAL DEPARTMENT, CIRCUIT COURT OF COOK COUNTY, DISTRICT FIVE — 1992 ANNUAL REPORT

### GUILTY PLEAS ACCEPTED BY TYPE OF FELONY & SENTENCES IMPOSED ON DEFENDANTS\*

TYPE OF FELONY	DEATH	NATURAL LIFE	STATE IMPRISON.	CCDOC ONLY	PERIODIC IMP. ONLY CCDOC	PERIODIC IMP. WITH CONDITION	PROBATION ONLY	PROBATION WITH SOME JAIL TIME	PROB. WITH OTHER CONDITIONS	CONDITION DISCHARGE ONLY	CONDITION DISCHARGE W/COND.	** OTHER	TOTALS
MURDER	0	0	0	0	0	0	0	0	0	0	0	0	0
CLASS X	XXXX	0	57	0	0	0	0	0	0	0	0	0	57
CLASS ONE	XXXX	XXXX	51	0	0	0	13	2	26	0	0	0	92
CLASS TWO	XXXX	XXXX	75	1	0	0	32	21	85	11	0	0	225
CLASS THREE	XXXX	XXXX	118	4	0	0	37	14	96	7	0	0	276
CLASS FOUR	XXXX	XXXX	69	1	0	0	24	7	108	8	0	0	217
TOTALS	0	0	370	6	0	0	106	44	315	26	0	0	867

### CONVICTIONS BY COURT BY TYPE OF FELONY & SENTENCES IMPOSED ON DEFENDANTS\*

TYPE OF FELONY	DEATH	NATURAL LIFE	STATE IMPRISON.	CCDOC ONLY	PERIODIC IMP. ONLY CCDOC	PERIODIC IMP. WITH CONDITION	PROBATION ONLY	PROBATION WITH SOME JAIL TIME	PROB. WITH OTHER CONDITIONS	CONDITION DISCHARGE ONLY	CONDITION DISCHARGE W/COND.	** OTHER	TOTALS
MURDER	0	0	0	0	0	0	0	0	0	0	0	0	0
CLASS X	XXXX	0	4	0	0	0	0	0	0	0	0	0	4
CLASS ONE	XXXX	XXXX	3	0	0	0	0	0	2	0	0	0	5
CLASS TWO	XXXX	XXXX	1	0	0	0	0	0	1	0	0	0	2
CLASS THREE	XXXX	XXXX	2	1	0	0	0	2	1	0	0	0	6
CLASS FOUR	XXXX	XXXX	0	0	0	0	0	2	0	0	0	0	2
TOTALS	0	0	10	1	0	0	0	4	4	0	0	0	19

### CONVICTIONS BY JURY BY TYPE OF FELONY & SENTENCES IMPOSED ON DEFENDANTS\*

TYPE OF FELONY	DEATH	NATURAL LIFE	STATE IMPRISON.	CCDOC ONLY	PERIODIC IMP. ONLY CCDOC	PERIODIC IMP. WITH CONDITION	PROBATION ONLY	PROBATION WITH SOME JAIL TIME	PROB. WITH OTHER CONDITIONS	CONDITION DISCHARGE ONLY	CONDITION DISCHARGE W/COND.	** OTHER	TOTALS
MURDER	0	0	1	0	0	0	0	0	0	0	0	0	1
CLASS X	XXXX	1	1	0	0	0	0	0	0	0	0	0	2
CLASS ONE	XXXX	XXXX	0	0	0	0	0	0	0	0	0	0	0
CLASS TWO	XXXX	XXXX	0	0	0	0	0	0	0	0	0	0	0
CLASS THREE	XXXX	XXXX	0	0	0	0	0	0	0	0	0	0	0
CLASS FOUR	XXXX	XXXX	0	0	0	0	0	0	0	0	0	0	0
TOTALS	0	1	2	0	0	0	0	0	0	0	0	0	3

\*Not necessarily different defendants. \*\*Includes defendants sentenced to pay a fine only, drug abuse program only, etc.

# FELONY

## IN THE MUNICIPAL DEPARTMENT, CIRCUIT COURT OF COOK COUNTY, DISTRICT SIX — 1992 ANNUAL REPORT

### GUILTY PLEAS ACCEPTED BY TYPE OF FELONY & SENTENCES IMPOSED ON DEFENDANTS\*

TYPE OF FELONY	DEATH	NATURAL LIFE	STATE IMPRISON.	CCDOC ONLY	PERIODIC IMP. ONLY CCDOC	PERIODIC IMP. WITH CONDITION	PROBATION ONLY	PROBATION WITH SOME JAIL TIME	PROB. WITH OTHER CONDITIONS	CONDITION DISCHARGE ONLY	CONDITION DISCHARGE W/COND.	** OTHER	TOTALS
MURDER	0	0	6	0	0	0	0	0	0	0	0	0	6
CLASS X	XXXX	0	109	0	0	0	0	0	0	0	0	0	109
CLASS ONE	XXXX	XXXX	181	0	1	1	31	15	89	1	1	0	320
CLASS TWO	XXXX	XXXX	224	1	13	0	70	54	144	3	13	0	522
CLASS THREE	XXXX	XXXX	152	4	3	0	52	23	79	18	12	0	343
CLASS FOUR	XXXX	XXXX	203	1	8	0	83	27	337	2	3	0	664
TOTALS	0	0	875	6	25	1	236	119	649	24	29	0	1964

### CONVICTIONS BY COURT BY TYPE OF FELONY & SENTENCES IMPOSED ON DEFENDANTS\*

TYPE OF FELONY	DEATH	NATURAL LIFE	STATE IMPRISON.	CCDOC ONLY	PERIODIC IMP. ONLY CCDOC	PERIODIC IMP. WITH CONDITION	PROBATION ONLY	PROBATION WITH SOME JAIL TIME	PROB. WITH OTHER CONDITIONS	CONDITION DISCHARGE ONLY	CONDITION DISCHARGE W/COND.	** OTHER	TOTALS
MURDER		1	8	0	0	0	0	0	0	0	0	0	9
CLASS X	XXXX	2	7	1	0	0	0	0	0	0	0	0	10
CLASS ONE	XXXX	XXXX	3	0	0	0	0	0	2	0	0	0	5
CLASS TWO	XXXX	XXXX	8	0	0	0	5	1	1	0	1	0	16
CLASS THREE	XXXX	XXXX	1	0	0	0	2	1	4	0	0	0	8
CLASS FOUR	XXXX	XXXX	1	0	0	0	4	0	5	0	0	0	10
TOTALS	0	3	28	1	0	0	11	2	12	0	1	0	58

### CONVICTIONS BY JURY BY TYPE OF FELONY & SENTENCES IMPOSED ON DEFENDANTS\*

TYPE OF FELONY	DEATH	NATURAL LIFE	STATE IMPRISON.	CCDOC ONLY	PERIODIC IMP. ONLY CCDOC	PERIODIC IMP. WITH CONDITION	PROBATION ONLY	PROBATION WITH SOME JAIL TIME	PROB. WITH OTHER CONDITIONS	CONDITION DISCHARGE ONLY	CONDITION DISCHARGE W/COND.	** OTHER	TOTALS
MURDER		3	2	0	0	0	0	0	0	0	0	0	5
CLASS X	XXXX	0	9	0	0	0	0	0	0	0	0	0	9
CLASS ONE	XXXX	XXXX	2	0	0	0	0	0	0	0	1	0	3
CLASS TWO	XXXX	XXXX	5	0	0	0	0	0	0	0	0	0	5
CLASS THREE	XXXX	XXXX	1	0	0	0	0	0	0	0	0	0	1
CLASS FOUR	XXXX	XXXX	1	0	0	0	0	1	0	0	0	0	2
TOTALS	0	3	20	0	0	0	0	1	0	0	1	0	25

\*Not necessarily different defendants. \*\*includes defendants sentenced to pay a fine only, drug abuse program only, etc.

**DISPOSITION OF DEFENDANTS CHARGED WITH FELONIES AND SENTENCES IMPOSED  
DURING THE YEAR OF 1992 IN THE CIRCUIT COURT OF COOK COUNTY**

**COOK COUNTY**

**PART I**

**TOTAL NUMBER OF DEFENDANTS DISPOSED OF:** \_\_\_\_\_

**43514 \***

**PART II**

**MANNER OF DISPOSITION**

**A. TOTAL NUMBER OF DEFENDANTS CHARGED WITH BUT NOT CONVICTED OF FELONIES:\***

**10873**

**B. TOTAL NUMBER OF DEFENDANTS CONVICTED OF FELONIES:**

**32483 \*\***

	Murder	Class X	Class 1	Class 2	Class 3	Class 4
1. Plea of Guilty	<u>212</u>	<u>3072</u>	<u>5884</u>	<u>7857</u>	<u>5026</u>	<u>6386</u>
2. Convicted by Court	<u>225</u>	<u>1255</u>	<u>891</u>	<u>659</u>	<u>297</u>	<u>217</u>
3. Convicted by Jury	<u>132</u>	<u>166</u>	<u>35</u>	<u>44</u>	<u>21</u>	<u>16</u>

**C. TOTAL NUMBER OF DEFENDANTS UNFIT TO STAND TRIAL OR SEXUALLY DANGEROUS:**

**158**

**PART III**

**SENTENCES IMPOSED ON DEFENDANTS CONVICTED OF FELONIES**

	Murder	Class X	Class 1	Class 2	Class 3	Class 4
1. Death	<u>4</u>					
2. Life Imprisonment	<u>35</u>	<u>9</u>				
3. Imprisonment (Dept. of Corrections)	<u>498</u>	<u>3640</u>	<u>3338</u>	<u>3772</u>	<u>2348</u>	<u>2101</u>
4. Imprisonment (Dept. of Corrections) & Fine	<u>XXXXX</u>	<u>XXXXX</u>	<u>XXXXX</u>	<u>XXXXX</u>	<u>XXXXX</u>	<u>XXXXX</u>
5. Periodic Imprisonment (Dept. of Corrections)			<u>XXXXX</u>	<u>XXXXX</u>	<u>XXXXX</u>	<u>XXXXX</u>
6. Periodic Imprisonment (Dept. of Corrections) & Fine			<u>XXXXX</u>	<u>XXXXX</u>	<u>XXXXX</u>	<u>XXXXX</u>
7. Periodic Imprisonment (Local Corrections Institution)			<u>17</u>	<u>61</u>	<u>61</u>	<u>42</u>
8. Periodic Imprisonment (Local Corrections Institution) & Fine			<u>142</u>	<u>162</u>	<u>72</u>	<u>66</u>
9. Probation or Conditional Discharge, w/Periodic Imprisonment			<u>543</u>	<u>918</u>	<u>502</u>	<u>550</u>
10. Probation or Conditional Discharge, w/Other Discretionary Cond.			<u>1093</u>	<u>1666</u>	<u>1144</u>	<u>2611</u>
11. Probation or Conditional Discharge, w/No Discretionary Cond.			<u>1677</u>	<u>1981</u>	<u>1217</u>	<u>1249</u>
12. Other	<u>32</u>	<u>844</u>				

\* Does not include parking or traffic cases

\*\* Includes sixty-six from 1st Municipal District and twenty-two convicted but unfit to be sentenced, but because of no breakdown by class, are not included in sentences

**TRAFFIC**

**IN THE MUNICIPAL DEPARTMENT, CIRCUIT COURT OF COOK COUNTY,  
DISTRICTS ONE THRU SIX  
MAJOR TRAFFIC CASES — 1992 ANNUAL REPORT**

	DIST. 1	DIST. 2	DIST. 3	DIST. 4	DIST. 5	DIST. 6	TOTALS
<b>TOTAL NUMBER OF CASES FILED</b>	<b>43980</b>	<b>10179</b>	<b>18382</b>	<b>11352</b>	<b>12505</b>	<b>15629</b>	<b>112027</b>
<b>CASE VIOLATIONS</b>							
Drive Permit	434	42	713	94	6	46	1335
DUI	7473	3504	6455	2096	3716	4009	27253
Sworn Report	5929	1685	3471	1039	1947	2078	16149
Suspended License	28962	4810	7402	7951	6679	9279	65083
Reckless Drive	203	73	222	72	78	96	744
Accident	769	43	53	73	54	84	1076
Drag Racing	210	22	66	27	25	37	387
<b>TOTAL CASES</b>	<b>43980</b>	<b>10179</b>	<b>18382</b>	<b>11352</b>	<b>12505</b>	<b>15629</b>	<b>112027</b>
<b>COURT FINDING OF GUILTY</b>							
Fines Paid	7943	2381	3541	2008	1900	2704	20477
Prob. Cause & Guilty	1740	1574	3929	1551	1738	2531	13063
Jail	3849	355	1320	657	521	1167	7869
Cont'd & Probation	167	821	2147	1239	858	2242	7474
<b>TOTAL GUILTY</b>	<b>13699</b>	<b>5131</b>	<b>10937</b>	<b>5455</b>	<b>5017</b>	<b>8644</b>	<b>48883</b>
<b>COURT FINDING OF NOT GUILTY</b>							
No Probable Cause	0	0	0	0	0	0	0
Sup Term W/WoC	6911	3233	7218	4843	5306	5574	33085
Discharged	3689	1687	2854	1677	1482	2601	13990
Lv to File Denied	7	6	2	11	5	1	32
S.O.L.	9449	3232	6571	1681	4641	4419	29993
Non-Suit	175	5	557	23	3	199	962
Nolle-Prosequi	498	43	65	12	47	377	1042
DWP	38	2	5	17	29	8	99
Death Sug C/A	75	25	32	33	17	22	204
<b>TOTAL NOT GUILTY</b>	<b>20842</b>	<b>8233</b>	<b>17304</b>	<b>8297</b>	<b>11530</b>	<b>13201</b>	<b>79407</b>
<b>COURT FIND. ON JUD. DRIVING PERMITS</b>	<b>882</b>	<b>51</b>	<b>1023</b>	<b>73</b>	<b>2</b>	<b>66</b>	<b>2097</b>
<b>COURT FINDING ON PENDING CASES</b>							
Supervision	10411	2721	5266	3716	3886	6436	32436
Non-Appearance	366	36	20	69	348	117	956
Motion W/Fee	0	0	0	0	0	0	0
Continued	84184	20033	34575	16285	23862	29533	208472
Bond Judgement	33170	2134	3767	2926	2995	6018	51010
Bond For. Warrant	28711	1723	2224	1802	2586	7154	44200
<b>TOTAL PENDING</b>	<b>156842</b>	<b>26647</b>	<b>45852</b>	<b>24798</b>	<b>33677</b>	<b>49258</b>	<b>337074</b>
<b>TOTAL COURT CASES HEARD</b>	<b>192265</b>	<b>40062</b>	<b>75116</b>	<b>38623</b>	<b>50226</b>	<b>71169</b>	<b>467461</b>
<b>TOTAL TICKETS HANDLED BY THE COURT IN YEAR</b>	<b>236245</b>	<b>50241</b>	<b>93498</b>	<b>49975</b>	<b>62731</b>	<b>86798</b>	<b>579488</b>

**TRAFFIC**

**IN THE MUNICIPAL DEPARTMENT, CIRCUIT COURT OF COOK COUNTY,  
DISTRICTS ONE THRU SIX  
MINOR TRAFFIC CASES — 1992 ANNUAL REPORT**

	DIST. 1	DIST. 2	DIST. 3	DIST. 4	DIST. 5	DIST. 6	TOTALS
<b>TOTAL NUMBER OF CASES FILED</b>	<b>779963</b>	<b>123304</b>	<b>154859</b>	<b>153185</b>	<b>125723</b>	<b>160599</b>	<b>1497633</b>
<b>COURT FINDING OF GUILTY</b>							
Fines Paid	19272	8166	9163	11608	5683	6108	60000
Prob. Cause & Guilty	31550	9489	11674	12278	9099	12284	86374
Jail	2405	176	383	352	341	538	4195
Cont'd & Probation	45	231	182	299	138	279	1174
<b>TOTAL GUILTY</b>	<b>53272</b>	<b>18062</b>	<b>21402</b>	<b>24537</b>	<b>15261</b>	<b>19209</b>	<b>151743</b>
<b>COURT FINDING OF NOT GUILTY</b>							
No Probable Cause	0	0	0	0	0	0	0
Sup Term W/WoC	448127	113793	135783	127839	111072	106437	1043051
Discharged	219706	13410	24691	48239	33285	25368	364699
Lv to File Denied	4	419	1229	438	505	845	3440
S.O.L.	43940	51529	28073	17654	20886	22453	184535
Non-Suit	87873	5270	29984	14116	9081	45624	191948
Nolle-Prosequi	2212	50	413	20	94	1473	4262
DWP	112509	98	1002	1124	311	2656	117700
Death Sug C/A	271	44	66	71	36	45	533
<b>TOTAL NOT GUILTY</b>	<b>914642</b>	<b>184613</b>	<b>221241</b>	<b>209501</b>	<b>175270</b>	<b>204901</b>	<b>1910168</b>
<b>COURT FIND. ON JUD. DRIVING PERMITS</b>	<b>0</b>	<b>0</b>	<b>0</b>	<b>0</b>	<b>0</b>	<b>0</b>	<b>0</b>
<b>COURT FINDING ON PENDING CASES</b>							
Supervision	172912	11055	57724	10708	39094	41891	333384
Non-Appearance	302893	23700	19647	28163	26942	39986	441331
Motion W/Fee	1	0	0	0	0	0	1
Continued	540115	86680	84046	102146	71652	93756	978395
Bond Judgement	253825	8220	11811	12457	9877	19865	316055
Bond For. Warrant	317390	8167	12706	10966	10848	24260	384337
<b>TOTAL PENDING</b>	<b>1587136</b>	<b>137822</b>	<b>185934</b>	<b>164440</b>	<b>158413</b>	<b>219758</b>	<b>2453503</b>
<b>TOTAL COURT CASES HEARD</b>	<b>2555050</b>	<b>340497</b>	<b>428577</b>	<b>398478</b>	<b>348944</b>	<b>443868</b>	<b>4515414</b>
<b>PRE COURT PLEAS OF GUILTY</b>	<b>118902</b>	<b>14610</b>	<b>26621</b>	<b>11463</b>	<b>20241</b>	<b>21662</b>	<b>213499</b>
<b>TOTAL TICKETS HANDLED BY THE COURT IN YEAR</b>	<b>3453915</b>	<b>478411</b>	<b>610057</b>	<b>563126</b>	<b>494908</b>	<b>626129</b>	<b>6226546</b>

# TRAFFIC

## IN THE MUNICIPAL DEPARTMENT, CIRCUIT COURT OF COOK COUNTY, DISTRICTS ONE THRU SIX PARKING CASES — 1992 ANNUAL REPORT

	DIST. 1	DIST. 2	DIST. 3	DIST. 4	DIST. 5	DIST. 6	TOTALS
TOTAL NUMBER OF CASES FILED	(a) 0	15910	10976	8254	11247	10050	56437
COURT FINDING OF GUILTY							
Fines Paid		680	416	149	371	419	2035
Prob. Cause & Guilty		2197	107	123	284	91	2802
Jail		0	0	0	0	0	0
Cont'd & Probation		0	0	0	0	0	0
TOTAL GUILTY	0	2877	523	272	655	510	4837
COURT FINDING OF NOT GUILTY							
No Probable Cause		0	0	0	0	0	0
Sup Term W/WoC		758	59	336	813	938	2904
Discharged		1376	855	1103	3195	405	6934
Lv to File Denied		0	0	0	21	3	24
S.O.L.		1827	347	264	518	1189	4145
Non-Suit		2313	4094	3007	3069	7035	19518
Nolle-Prosequi		0	0	1	0	36	37
DWP		0	362	18	3	15	398
Death Sug C/A		4	0	0	1	2	7
TOTAL NOT GUILTY	0	6278	5717	4729	7620	9623	33967
COURT FIND. ON JUD. DRIVING PERMITS	0	0	0	0	0	0	0
COURT FINDING ON PENDING CASES							
Supervision		97	13	12	153	368	643
Non-Appearance		2531	128	12	5822	6938	15431
Motion W/Fee		0	0	0	0	0	0
Continued		1502	1414	6008	4100	1592	14616
Bond Judgement		21	26	25	28	0	100
Bond For. Warrant		25	15	4	2	0	46
Summons		0	0	0	0	0	0
TOTAL PENDING	0	4176	1596	6061	10105	8898	30836
TOTAL COURT CASES HEARD	0	13331	7836	11062	18380	19031	69640
PRE COURT PLEAS OF GUILTY	0	447	110	211	702	930	2400
TOTAL TICKETS HANDLED BY THE COURT IN YEAR	0	29688	18922	19527	30329	30011	128477

(a) Pursuant to statute, Dist. 1 (City of Chicago) Parking violations are adjudicated in Administrative hearings, effective 9/15/90.



---

**Circuit Court  
Adult and Juvenile Probation  
Caseload and Statistical Records  
Calendar Year 1992**



---

**Adult Probation Reports  
for Calendar Year 1992**



**ACTIVE ADULT CASELOAD REPORT**  
(As of December 31, 1992)

Circuit	County	Felony	Misd.	DUI	Traffic	Total	Admin. Active	Total All Cases
1st	Alexander	129	29	14	15	187	89	276
	Jackson	502	178	122	41	843	368	1,211
	Johnson	40	18	12	4	74	92	166
	Massac	103	53	38	28	222	650	872
	Pope	13	8	7	1	29	45	74
	Pulaski	104	26	50	41	221	0	221
	Saline	77	43	160	35	315	72	387
	Union	41	64	23	17	145	51	196
	Williamson	181	84	151	46	462	342	804
<b>1st Circuit Total</b>		<b>1,190</b>	<b>503</b>	<b>577</b>	<b>228</b>	<b>2,498</b>	<b>1,709</b>	<b>4,207</b>
2nd	Crawford	21	30	12	2	65	32	97
	Edwards	14	19	8	1	42	19	61
	Franklin	212	72	64	25	373	89	462
	Gallatin	31	16	5	1	53	26	79
	Hamilton	14	18	14	8	54	40	94
	Hardin	22	31	12	2	67	30	97
	Jefferson	134	69	77	15	295	192	487
	Lawrence	58	32	6	0	96	128	224
	Richland	29	54	39	2	124	9	133
	Wabash	30	23	7	0	60	51	111
	Wayne	46	28	20	6	100	61	161
	White	50	38	39	15	142	48	190
	<b>2nd Circuit Total</b>	<b>661</b>	<b>430</b>	<b>303</b>	<b>77</b>	<b>1,471</b>	<b>725</b>	<b>2,196</b>
3rd	Bond	63	16	9	3	91	32	123
	Madison	688	211	3	0	902	509	1,411
<b>3rd Circuit Total</b>		<b>751</b>	<b>227</b>	<b>12</b>	<b>3</b>	<b>993</b>	<b>541</b>	<b>1,534</b>
4th	Christian	100	74	63	50	287	69	356
	Clay	51	37	90	14	192	43	235
	Clinton	78	43	65	10	196	307	503
	Effingham	154	60	60	33	307	216	523
	Fayette	119	41	24	1	185	67	252
	Jasper	47	31	11	0	89	100	189
	Marion	203	158	110	45	516	428	944
	Montgomery	83	60	150	4	297	48	345
	Shelby	51	38	12	0	101	75	176
	<b>4th Circuit Total</b>	<b>886</b>	<b>542</b>	<b>585</b>	<b>157</b>	<b>2,170</b>	<b>1,353</b>	<b>3,523</b>
5th	Clark	42	4	3	3	52	15	67
	Coles/Cumberland	234	111	79	20	444	212	656
	Edgar	116	15	10	0	141	54	195
	Vermilion	406	84	26	66	582	238	820
<b>5th Circuit Total</b>		<b>798</b>	<b>214</b>	<b>118</b>	<b>89</b>	<b>1,219</b>	<b>519</b>	<b>1,738</b>
6th	Champaign	446	109	59	18	632	174	806
	De Witt	61	53	53	6	173	105	278
	Douglas	39	45	40	10	134	43	177
	Macon	374	50	43	16	483	85	568
	Moultrie	29	40	50	7	126	31	157
	Piatt	24	32	15	11	82	138	220
	<b>6th Circuit Total</b>	<b>973</b>	<b>329</b>	<b>260</b>	<b>68</b>	<b>1,630</b>	<b>576</b>	<b>2,206</b>
7th	Greene	29	19	21	2	71	130	201
	Jersey	53	28	31	10	122	1	123
	Macoupin	112	205	202	39	558	0	558
	Morgan	95	66	34	10	205	153	358
	Sangamon	528	185	160	0	873	1,053	1,926
	Scott	2	4	4	0	10	1	11
	<b>7th Circuit Total</b>	<b>819</b>	<b>507</b>	<b>452</b>	<b>61</b>	<b>1,839</b>	<b>1,338</b>	<b>3,177</b>
8th	Adams	230	74	3	1	308	103	411
	Brown	11	13	7	0	31	21	52
	Calhoun	24	12	24	4	64	80	144
	Cass	36	10	33	1	80	143	223
	Mason	72	24	10	4	110	60	170
	Menard	41	18	8	1	68	64	132
	Pike	100	60	40	23	223	146	369
	Schuyler	12	9	12	0	33	27	60
	<b>8th Circuit Total</b>	<b>526</b>	<b>220</b>	<b>137</b>	<b>34</b>	<b>917</b>	<b>644</b>	<b>1,561</b>

**ACTIVE ADULT CASELOAD REPORT**  
(As of December 31, 1992)

Circuit	County	Felony	Misd.	DUI	Traffic	Total Active	Admin.	Total All Cases
9th	Fulton	155	99	22	7	283	104	387
	Hancock	46	13	1	1	61	11	72
	Henderson	15	4	0	0	19	14	33
	Knox	194	42	14	4	254	90	344
	McDonough	57	21	6	0	84	42	126
	Warren	45	37	11	0	93	30	123
9th Circuit Total		512	216	54	12	794	291	1,085
10th	Marshall	15	36	10	20	81	13	94
	Peoria	737	182	82	37	1,038	2,863	3,901
	Putman	9	12	10	4	35	1	36
	Stark	34	14	19	9	76	12	88
	Tazwell	358	86	3	20	467	567	1,034
10th Circuit Total		1,153	330	124	90	1,697	3,456	5,153
11th	Ford	42	52	52	34	180	95	275
	Livingston	114	43	6	3	166	185	351
	Logan	96	70	88	1	255	530	785
	McLean	486	167	58	24	735	296	1,031
	Woodford	71	67	26	17	181	475	656
11th Circuit Total		809	399	230	79	1,517	1,581	3,098
12th	Will	782	46	4	3	835	308	1,143
12th Circuit Total		782	46	4	3	835	308	1,143
13th	Bureau	41	52	8	2	103	23	126
	Grundy	60	21	6	0	87	29	116
	La Salle	239	66	24	13	342	327	669
13th Circuit Total		340	139	38	15	532	379	911
14th	Henry	72	47	3	1	123	391	514
	Mercer	44	23	7	2	76	92	168
	Rock Island	909	121	848	15	1,893	129	2,022
	Whiteside	372	154	38	7	571	346	917
14th Circuit Total		1,397	345	896	25	2,663	958	3,621
15th	Carroll	45	11	5	1	62	187	249
	Jo Daviess	32	61	77	8	178	173	351
	Lee	150	86	46	6	288	522	810
	Ogle	102	53	31	11	197	629	826
	Stephenson	215	150	12	1	378	891	1,269
15th Circuit Total		544	361	171	27	1,103	2,402	3,505
16th	De Kalb	194	81	36	6	317	170	487
	Kane	1,058	103	219	10	1,390	364	1,754
	Kendall	73	57	82	7	219	239	458
16th Circuit Total		1,325	241	337	23	1,926	773	2,699
17th	Boone	135	57	152	8	352	36	388
	Winnebago	1,168	730	2,097	19	4,014	190	4,204
17th Circuit Total		1,303	787	2,249	27	4,366	226	4,592
18th	Du Page	1,526	560	882	90	3,058	1,564	4,622
18th Circuit Total		1,526	560	882	90	3,058	1,564	4,622
19th	Lake	1,458	482	36	31	2,007	846	2,853
	McHenry	326	150	89	10	575	213	788
19th Circuit Total		1,784	632	125	41	2,582	1,059	3,641
20th	Monroe	36	2	2	3	43	78	121
	Perry	99	16	9	0	124	79	203
	Randolph	80	17	12	1	110	85	195
	St. Clair	861	117	156	39	1,173	555	1,728
	Washington	32	11	4	2	49	19	68
20th Circuit Total		1,108	163	183	45	1,499	816	2,315
21st	Iroquois	92	82	2	8	184	139	323
	Kankakee	313	18	9	1	341	99	440
21st Circuit Total		405	100	11	9	525	238	763
Downstate		19,592	7,291	7,748	1,203	35,834	21,456	57,290
Cook Adult		25,867	1,909	131	168	28,075	5,530	33,605
Cook Social Services		33	3,880	6,953	994	11,860	4,596	16,456
Cook County Total		25,900	5,789	7,084	1,162	39,935	10,126	50,061
State Total		45,492	13,080	14,832	2,365	75,769	31,582	107,351

# ADULT INVESTIGATION REPORT (Calendar Year 1992)

		PSI Investigations					Abbreviated PSI					Abrev.	Pretrial				Judicial	Other
Circuit	County	Felony	Misd.	DUI	Traffic	PSI Total	Felony	Misd.	DUI	Traffic	PSI Total		Bond Reports	Records Check	Driving Permit	Other Invest	Invest. Total	
1st	Alexander	13	0	0	0	13	2	0	0	0	2		2	27	0	0	29	
	Jackson	53	0	0	0	53	0	0	0	0	0		0	37	3	8	48	
	Johnson	8	1	0	0	9	0	0	0	0	0		0	2	0	0	2	
	Massac	3	0	0	0	3	0	0	0	0	0		0	0	0	0	0	
	Pope	0	1	0	0	1	0	0	0	0	0		0	0	0	0	0	
	Pulaski	5	0	0	0	5	0	0	0	0	0		0	0	0	0	0	
	Saline	10	0	0	0	10	0	0	0	0	0		0	11	0	0	11	
	Union	9	1	0	0	10	2	0	1	0	3		0	2	0	0	2	
	Williamson	36	0	3	0	39	8	0	0	0	8		0	0	0	0	0	
1st Circuit Total		137	3	3	0	143	12	0	1	0	13		2	79	3	8	92	
2nd	Crawford	12	1	0	0	13	0	0	0	0	0		0	6	0	2	8	
	Edwards	6	1	2	0	9	1	0	1	0	2		0	12	0	1	13	
	Franklin	25	1	0	3	29	2	0	0	0	2		0	272	0	47	319	
	Gallatin	0	0	0	0	0	1	0	0	0	1		0	19	0	0	19	
	Hamilton	3	0	0	0	3	0	0	1	0	1		0	87	0	13	100	
	Hardin	2	0	0	0	2	0	0	0	0	0		1	14	0	0	15	
	Jefferson	38	1	0	0	39	1	0	0	0	1		0	181	0	1	182	
	Lawrence	4	2	1	2	9	1	0	2	0	3		0	4	0	0	4	
	Richland	26	5	0	0	31	1	1	1	0	3		1	68	0	0	69	
	Wabash	4	0	0	1	5	0	0	0	0	0		0	1	0	0	1	
	Wayne	23	6	0	1	30	1	0	0	0	1		1	25	0	0	26	
	White	3	1	0	0	4	0	0	0	0	0		0	15	0	0	15	
	2nd Circuit Total		146	18	3	7	174	8	1	5	0	14		3	704	0	64	771
3rd	Bond	8	2	0	0	10	0	0	0	0	0		1	8	0	3	12	
	Madison	129	3	0	0	132	0	0	0	0	0		875	32	0	2	909	
3rd Circuit Total		137	5	0	0	142	0	0	0	0	0		876	40	0	5	921	
4th	Christian	16	1	0	0	17	0	0	0	0	0		0	145	0	11	156	
	Clay	12	2	3	0	17	5	1	0	0	6		0	235	0	0	235	
	Clinton	32	2	1	0	35	0	0	0	0	0		0	140	0	0	140	
	Effingham	27	6	7	7	47	1	9	3	2	15		6	105	0	0	111	
	Fayette	36	0	0	0	36	1	0	0	0	1		0	158	0	3	161	
	Jasper	17	1	0	0	18	2	2	1	0	5		0	112	0	0	112	
	Marion	39	4	2	2	47	4	1	0	0	5		0	119	0	3	122	
	Montgomery	36	0	0	0	36	12	0	0	0	12		0	89	0	0	89	
	Shelby	13	1	0	0	14	2	0	0	0	2		0	153	0	0	153	
4th Circuit Total		228	17	13	9	267	27	13	4	2	46		6	1,256	0	17	1,279	
5th	Clark	15	0	0	0	15	0	0	0	0	0		5	17	0	0	22	
	Coles/Cumberland	48	17	10	1	76	0	0	5	0	5		0	79	0	23	102	
	Edgar	14	0	0	0	14	0	0	0	0	0		0	14	0	0	14	
	Vermilion	311	68	33	17	429	4	0	0	0	4		0	32	0	138	170	
5th Circuit Total		388	85	43	18	534	4	0	5	0	9		5	142	0	161	308	
6th	Champaign	240	71	0	0	311	1	0	263	42	306		0	125	0	16	141	
	De Witt	9	1	3	4	17	0	0	0	0	0		0	25	0	0	25	
	Douglas	11	9	9	5	34	2	7	13	2	24		0	45	0	31	76	
	Macon	447	19	0	1	467	0	0	0	0	0		0	87	0	0	876	
	Moultrie	13	8	9	1	31	0	0	0	0	0		0	16	15	3	34	
	Piatt	17	64	34	8	123	1	7	0	0	8		4	18	0	3	25	
6th Circuit Total		737	172	55	19	983	4	14	276	44	338		4	316	15	53	388	

# ADULT INVESTIGATION REPORT (Calendar Year 1992)

		PSI Investigations					Abbreviated PSI					Abrev.	Pretrial		Judicial	Other	
Circuit	County	Felony	Misd.	DUI	Traffic	PSI Total	Felony	Misd.	DUI	Traffic	PSI Total		Bond Reports	Records Check	Driving Permit	Other Invest	Invest. Total
7th	Greene	16	13	13	5	47	1	1	0	0	2		0	7	0	10	17
	Jersey	12	2	2	1	17	1	48	4	6	59		0	21	0	4	25
	Macoupin	16	39	9	37	101	0	0	0	0	0		0	15	0	11	26
	Morgan	87	2	0	0	89	4	79	67	30	180		5	0	0	24	29
	Sangamon	213	8	11	0	232	7	2	0	0	9		0	68	0	1	69
	Scott	3	0	1	0	4	0	0	0	0	0		0	0	2	1	3
	7th Circuit Total	347	64	36	43	490	13	130	71	36	250		5	111	2	51	169
8th	Adams	173	1	0	0	174	120	101	1	0	222		0	0	0	0	0
	Brown	10	4	0	0	14	0	10	4	2	16		1	4	0	0	5
	Calhoun	1	1	0	0	2	0	1	0	0	1		0	1	0	1	2
	Cass	9	4	4	1	18	8	28	28	27	91		0	24	0	3	27
	Mason	15	8	10	6	39	0	0	0	0	0		5	32	0	1	38
	Menard	6	11	0	6	23	0	0	9	8	17		0	19	0	0	19
	Pike	31	25	12	19	87	2	3	3	0	8		0	0	0	0	0
	Schuyler	3	4	1	0	8	1	2	1	0	4		0	2	7	0	9
8th Circuit Total	248	58	27	32	365	131	145	46	37	359		6	82	7	5	100	
9th	Fulton	29	13	7	7	56	0	0	0	1	1		0	45	0	2	47
	Hancock	16	2	0	0	18	2	0	1	0	3		0	8	1	2	11
	Henderson	12	2	0	0	14	0	1	0	0	1		0	8	0	0	8
	Knox	51	9	1	0	61	3	0	0	0	3		0	34	0	0	34
	McDonough	6	4	0	0	10	0	0	0	0	0		0	22	0	1	23
	Warren	37	3	1	0	41	1	0	0	0	1		4	36	3	0	43
	9th Circuit Total	151	33	9	7	200	6	1	1	1	9		4	153	4	5	166
10th	Marshall	30	15	2	0	47	1	3	0	0	4		0	223	0	0	223
	Peoria	300	16	3	2	321	1	0	0	0	1		0	96	0	0	96
	Putman	12	6	2	3	23	0	0	0	0	0		5	43	2	0	50
	Stark	15	6	0	0	21	0	0	0	0	0		0	74	2	0	76
	Tazwell	216	20	1	1	238	23	0	0	1	24		0	136	0	2	138
	10th Circuit Total	573	63	8	6	650	25	3	0	1	29		5	572	4	2	583
11th	Ford	6	3	3	0	12	0	1	0	3	4		0	0	0	4	4
	Livingston	62	1	0	0	63	6	0	0	0	6		0	49	0	5	54
	Logan	52	2	0	0	54	12	0	0	0	12		26	16	0	15	57
	McLean	428	2	1	0	431	94	0	0	0	94		3	75	0	27	105
	Woodford	26	0	1	0	27	5	40	4	1	50		0	18	0	4	22
11th Circuit Total	574	8	5	0	587	117	41	4	4	166		29	158	0	55	242	
12th	Will	333	0	1	0	334	8	0	0	0	8		2	116	0	0	118
12th Circuit Total	333	0	1	0	334	8	0	0	0	8		2	116	0	0	118	
13th	Bureau	13	0	0	0	13	1	0	0	0	1		0	32	0	0	32
	Grundy	5	3	0	0	8	1	0	0	0	1		0	42	0	0	42
	La Salle	21	8	0	0	29	2	0	0	0	2		0	79	0	0	79
	13th Circuit Total	39	11	0	0	50	4	0	0	0	4		0	153	0	0	153
14th	Henry	76	0	0	0	76	5	0	0	0	5		0	62	0	0	62
	Mercer	6	0	0	0	6	0	0	0	0	0		72	19	0	27	118
	Rock Island	237	6	0	0	243	6	7	0	0	13		2,076	0	0	79	2,155
	Whiteside	72	1	1	0	74	1	1	0	0	2		216	93	9	0	318
	14th Circuit Total	391	7	1	0	399	12	8	0	0	20		2,364	174	9	106	2,653

# **ADULT INVESTIGATION REPORT** (Calendar Year 1992)

		PSI Investigations					Abbreviated PSI					Abrev.	Pretrial		Judicial	Other	
Circuit	County	Felony	Misd.	DUI	Traffic	PSI Total	Felony	Misd.	DUI	Traffic	PSI Total		Bond Reports	Records Check	Driving Permit	Other Invest.	Invest. Total
15th	Carroll	20	2	0	0	22	1	0	0	0	1		0	35	0	0	35
	Jo Daviess	13	0	0	1	14	0	0	0	0	0		0	0	0	0	0
	Lee	27	0	3	0	30	2	17	13	4	36		0	43	0	3	46
	Ogle	59	45	33	36	173	0	0	0	0	0		118	96	0	0	214
	Stephenson	152	3	0	2	157	0	0	0	0	0		0	198	0	21	219
15th Circuit Total		271	50	36	39	396	3	17	13	4	37		118	372	0	24	514
16th	De Kalb	39	10	3	2	54	1	29	20	6	56		1	55	0	1	57
	Kane	239	14	28	5	286	1	0	0	0	1		0	161	0	0	161
	Kendall	10	1	0	1	12	1	0	0	0	1		3	27	0	0	30
	16th Circuit Total	288	25	31	8	352	3	29	20	6	58		4	243	0	1	248
17th	Boone	36	0	0	0	36	1	0	3	2	6		0	16	0	3	19
	Winnebago	175	11	0	0	186	30	7	0	1	38		581	258	0	0	839
17th Circuit Total		211	11	0	0	222	31	7	3	3	44		581	274	0	3	858
18th	Du Page	506	31	5	0	542	10	2	0	1	13		0	144	0	0	144
	18th Circuit Total	506	31	5	0	542	10	2	0	1	13		0	144	0	0	144
19th	Lake	799	10	9	2	820	16	0	1	0	17		2,271	59	0	45	2,375
	McHenry	86	55	25	16	182	3	0	0	0	3		767	69	0	47	883
19th Circuit Total		885	65	34	18	1,002	19	0	1	0	20		3,038	128	0	92	3,258
20th	Monroe	7	0	0	0	7	0	0	0	0	0		0	4	0	0	4
	Perry	17	0	0	0	17	0	0	0	0	0		0	32	0	0	32
	Randolph	23	2	0	0	25	3	0	0	0	3		0	4	0	2	6
	St. Clair	431	4	0	1	436	0	0	0	0	0		0	1,349	0	14	1,363
	Washington	5	0	0	5	0	0	0	0	0	0		0	13	0	1	14
20th Circuit Total		483	6	0	1	490	3	0	0	0	3		0	1,402	0	17	1,419
21st	Iroquois	18	0	0	0	18	0	0	0	0	0		0	12	0	4	16
	Kankakee	62	4	0	0	66	0	0	3	0	3		0	22	0	1	23
21st Circuit Total		80	4	0	0	84	0	0	3	0	3		0	34	0	5	39
Downstate		7,153	736	310	210	8,404	440	411	453	139	1,443		7,052	6,653	44	674	14,423
Cook Adult		3,563	129	5	9	3,706	2,206	66	0	2	2,274		0	6	0	4	10
Cook Social Services		0	0	0	0	0	0	0	0	0	0		0	0	0	0	0
Cook County Total		3,563	129	5	9	3,706	2,206	66	0	2	2,274		0	6	0	4	10
State Total		10,716	865	315	216	12,112	2,646	477	453	141	3,717		7,052	6,659	44	678	14,433

**ADULT VIOLATION REPORT  
(Calendar Year 1992)**

Circuit	County	Case Violations Reported			Court Action on Violations					
		Tech.	New Off.	Total	Technical Violations			New Offense Violations		
					No Violation Found	Violation Found	Total	No Violation Found	Violation Found	Total
1st	Alexander	88	23	111	1	5	6	0	18	18
	Jackson	241	53	294	61	113	174	15	37	52
	Johnson	31	5	36	16	6	22	0	5	5
	Massac	103	15	118	60	19	79	9	2	11
	Pope	1	0	1	1	0	1	0	0	0
	Pulaski	0	0	0	0	0	0	0	0	0
	Saline	70	73	143	7	28	35	12	31	43
	Union	58	30	88	25	9	34	6	8	14
	Williamson	97	22	119	90	10	100	0	0	0
<b>1st Circuit Total</b>		<b>689</b>	<b>221</b>	<b>910</b>	<b>261</b>	<b>190</b>	<b>451</b>	<b>42</b>	<b>101</b>	<b>143</b>
2nd	Crawford	19	29	48	2	8	10	0	11	11
	Edwards	20	16	36	2	7	9	0	5	5
	Franklin	41	66	107	3	29	32	9	40	49
	Gallatin	20	6	26	10	4	14	1	2	3
	Hamilton	17	9	26	2	1	3	1	1	2
	Hardin	19	8	27	2	2	4	0	2	2
	Jefferson	63	28	91	7	3	10	0	8	8
	Lawrence	65	23	88	0	5	5	0	2	2
	Richland	69	22	91	33	20	53	3	17	20
	Wabash	27	17	44	11	16	27	2	5	7
	Wayne	29	33	62	22	8	30	3	22	25
	White	36	13	49	21	5	26	2	2	4
<b>2nd Circuit Total</b>		<b>425</b>	<b>270</b>	<b>695</b>	<b>115</b>	<b>108</b>	<b>223</b>	<b>21</b>	<b>117</b>	<b>138</b>
3rd	Bond	30	33	63	7	4	11	0	13	13
	Madison	156	159	315	68	18	86	56	25	81
<b>3rd Circuit Total</b>		<b>186</b>	<b>192</b>	<b>378</b>	<b>75</b>	<b>22</b>	<b>97</b>	<b>56</b>	<b>38</b>	<b>94</b>
4th	Christian	94	131	225	21	41	62	17	61	78
	Clay	36	26	62	11	11	22	2	21	23
	Clinton	52	61	113	3	14	17	9	31	40
	Effingham	101	68	169	13	17	30	11	35	46
	Fayette	30	15	45	2	5	7	0	6	6
	Jasper	6	28	34	1	2	3	13	10	23
	Marion	215	93	308	83	68	151	24	43	67
	Montgomery	45	36	81	8	16	24	10	16	26
	Shelby	29	37	66	1	5	6	1	13	14
<b>4th Circuit Total</b>		<b>608</b>	<b>495</b>	<b>1,103</b>	<b>143</b>	<b>179</b>	<b>322</b>	<b>87</b>	<b>236</b>	<b>323</b>
5th	Clark	8	5	13	1	2	3	0	4	4
	Coles/Cumb	77	24	101	17	33	50	5	18	23
	Edgar	25	24	49	6	15	21	0	9	9
	Vermilion	112	16	128	20	24	44	0	6	6
<b>5th Circuit Total</b>		<b>222</b>	<b>69</b>	<b>291</b>	<b>44</b>	<b>74</b>	<b>118</b>	<b>5</b>	<b>37</b>	<b>42</b>
6th	Champaign	194	154	348	4	30	34	7	53	60
	De Witt	36	26	62	4	5	9	2	5	7
	Douglas	27	14	41	5	13	18	2	5	7
	Macon	193	175	368	65	95	160	39	136	175
	Moultrie	29	16	45	5	13	18	2	11	13
	Piatt	20	7	27	3	7	10	0	5	5
<b>6th Circuit Total</b>		<b>499</b>	<b>392</b>	<b>891</b>	<b>86</b>	<b>163</b>	<b>249</b>	<b>52</b>	<b>215</b>	<b>267</b>
7th	Greene	24	18	42	0	1	1	0	8	8
	Jersey	11	4	15	0	11	11	0	2	2
	Macoupin	115	155	270	14	8	22	39	16	55
	Morgan	31	43	74	1	0	1	0	1	1
	Sangamon	238	154	392	46	70	116	16	53	69
	Scott	0	0	0	0	0	0	0	0	0
<b>7th Circuit Total</b>		<b>419</b>	<b>374</b>	<b>793</b>	<b>61</b>	<b>90</b>	<b>151</b>	<b>55</b>	<b>80</b>	<b>135</b>
8th	Adams	93	83	176	30	68	98	29	46	75
	Brown	0	0	0	0	0	0	0	0	0
	Calhoun	5	1	6	0	2	2	1	0	1
	Cass	16	6	22	3	1	4	3	2	5
	Mason	29	48	77	0	19	19	2	29	31
	Menard	12	3	15	5	2	7	0	2	2
	Pike	16	13	29	0	4	4	1	4	5
	Schuyler	4	0	4	1	1	2	0	0	0
<b>8th Circuit Total</b>		<b>175</b>	<b>154</b>	<b>329</b>	<b>39</b>	<b>97</b>	<b>136</b>	<b>36</b>	<b>83</b>	<b>119</b>

**ADULT VIOLATION REPORT  
(Calendar Year 1992)**

Circuit	County	Case Violations Reported			Court Action on Violations					
		Tech.	New Off.	Total	Technical Violations			New Offense Violations		
					No Violation Found	Violation Found	Total	No Violation Found	Violation Found	Total
9th	Fulton	133	102	235	34	55	89	2	28	30
	Hancock	9	5	14	2	7	9	0	11	11
	Henderson	1	8	9	0	1	1	0	4	4
	Knox	48	62	110	6	8	14	3	20	23
	McDonough	25	26	51	4	2	6	2	5	7
	Warren	28	28	56	10	7	17	7	24	31
<b>9th Circuit Total</b>		<b>244</b>	<b>231</b>	<b>475</b>	<b>56</b>	<b>80</b>	<b>136</b>	<b>14</b>	<b>92</b>	<b>106</b>
10th	Marshall	3	5	8	1	1	2	1	4	5
	Peoria	710	115	825	132	278	410	8	63	71
	Putman	6	14	20	0	6	6	1	13	14
	Stark	13	8	21	3	10	13	1	7	8
	Tazwell	188	37	225	23	162	185	5	20	25
<b>10th Circuit Total</b>		<b>920</b>	<b>179</b>	<b>1,099</b>	<b>159</b>	<b>457</b>	<b>616</b>	<b>16</b>	<b>107</b>	<b>123</b>
11th	Ford	23	18	41	11	2	13	6	2	8
	Livingston	99	54	153	43	33	76	27	18	45
	Logan	112	137	249	26	35	61	44	39	83
	McLean	189	121	310	15	31	46	8	28	36
	Woodford	116	12	128	25	37	62	1	17	18
<b>11th Circuit Total</b>		<b>539</b>	<b>342</b>	<b>881</b>	<b>120</b>	<b>138</b>	<b>258</b>	<b>86</b>	<b>104</b>	<b>190</b>
12th	Will	148	271	419	17	47	64	14	54	68
<b>12th Circuit Total</b>		<b>148</b>	<b>271</b>	<b>419</b>	<b>17</b>	<b>47</b>	<b>64</b>	<b>14</b>	<b>54</b>	<b>68</b>
13th	Bureau	19	15	34	2	3	5	0	4	4
	Grundy	12	10	22	0	0	0	0	0	0
	La Salle	50	41	91	1	3	4	3	13	16
<b>13th Circuit Total</b>		<b>81</b>	<b>66</b>	<b>147</b>	<b>3</b>	<b>6</b>	<b>9</b>	<b>3</b>	<b>17</b>	<b>20</b>
14th	Henry	81	67	148	20	29	49	7	31	38
	Mercer	11	12	23	4	6	10	1	2	3
	Rock Island	28	3	31	2	101	103	1	87	88
	Whiteside	130	28	158	16	65	81	1	36	37
<b>14th Circuit Total</b>		<b>250</b>	<b>110</b>	<b>360</b>	<b>42</b>	<b>201</b>	<b>243</b>	<b>10</b>	<b>156</b>	<b>166</b>
15th	Carroll	9	10	19	0	4	4	0	9	9
	Jo Daviess	74	64	138	7	9	16	10	7	17
	Lee	245	55	300	52	65	117	8	29	37
	Ogle	83	100	183	14	30	44	15	26	41
	Stephenson	633	25	658	274	141	415	10	7	17
<b>15th Circuit Total</b>		<b>1,044</b>	<b>254</b>	<b>1,298</b>	<b>347</b>	<b>249</b>	<b>596</b>	<b>43</b>	<b>78</b>	<b>121</b>
16th	De Kalb	102	106	208	20	5	25	26	13	39
	Kane	522	581	1,103	52	89	141	25	143	168
	Kendall	81	78	159	18	23	41	17	23	40
<b>16th Circuit Total</b>		<b>705</b>	<b>765</b>	<b>1,470</b>	<b>90</b>	<b>117</b>	<b>207</b>	<b>68</b>	<b>179</b>	<b>247</b>
17th	Boone	103	31	134	23	39	62	14	8	22
	Winnebago	487	365	852	71	126	197	77	59	136
<b>17th Circuit Total</b>		<b>590</b>	<b>396</b>	<b>986</b>	<b>94</b>	<b>165</b>	<b>259</b>	<b>91</b>	<b>67</b>	<b>158</b>
18th	Du Page	734	488	1,222	Did Not Report			Did Not Report		
<b>18th Circuit Total</b>		<b>734</b>	<b>488</b>	<b>1,222</b>	<b>Did Not Report</b>			<b>Did Not Report</b>		
19th	Lake	1,185	800	1,985	0	0	0	0	0	0
	McHenry	27	25	52	6	17	23	10	24	34
<b>19th Circuit Total</b>		<b>1,212</b>	<b>825</b>	<b>2,037</b>	<b>6</b>	<b>17</b>	<b>23</b>	<b>10</b>	<b>24</b>	<b>34</b>
20th	Monroe	18	16	34	5	1	6	2	6	8
	Perry	42	26	68	19	8	27	2	11	13
	Randolph	14	5	19	0	9	9	1	7	8
	St. Clair	709	277	986	112	313	425	54	105	159
	Washington	10	5	15	2	8	10	1	1	2
<b>20th Circuit Total</b>		<b>793</b>	<b>329</b>	<b>1,122</b>	<b>138</b>	<b>339</b>	<b>477</b>	<b>60</b>	<b>130</b>	<b>190</b>
21st	Iroquois	77	27	104	9	12	21	1	6	7
	Kankakee	57	5	62	13	10	23	1	4	5
<b>21st Circuit Total</b>		<b>134</b>	<b>32</b>	<b>166</b>	<b>22</b>	<b>22</b>	<b>44</b>	<b>2</b>	<b>10</b>	<b>12</b>
<b>Downstate</b>		<b>10,617</b>	<b>6,455</b>	<b>17,072</b>	<b>1,918</b>	<b>2,761</b>	<b>4,679</b>	<b>771</b>	<b>1,925</b>	<b>2,696</b>
Cook Adult		17,001	3,965	20,966	9,457	8,212	17,669	3,034	2,417	5,451
Cook Social Services		5,083	663	5,746	4,435	924	5,359	292	244	536
<b>Cook County Total</b>		<b>22,084</b>	<b>4,628</b>	<b>26,712</b>	<b>13,892</b>	<b>9,136</b>	<b>23,028</b>	<b>3,326</b>	<b>2,661</b>	<b>5,987</b>
<b>State Total</b>		<b>32,701</b>	<b>11,083</b>	<b>43,784</b>	<b>15,810</b>	<b>11,897</b>	<b>27,707</b>	<b>4,097</b>	<b>4,586</b>	<b>8,683</b>

**PROGRAMS ORDERED FOR NEW ADULT PROBATION CASES REPORT  
(Calendar Year 1992)**

Circuit	County	Alcohol Treatment	Drug Treatment	Alcohol & Drug Trmnt	Mental Health	Sex Offender	TASC	Total
1st	Alexander	1	0	0	0	0	1	2
	Jackson	437	127	52	34	3	61	714
	Johnson	2	0	4	3	0	0	9
	Massac	6	0	1	3	2	10	22
	Pope	1	0	1	1	0	0	3
	Pulaski	3	1	1	0	0	0	5
	Saline	28	7	20	21	4	0	80
	Union	4	0	0	1	0	1	6
	Williamson	21	3	25	10	4	10	73
<b>1st Circuit Total</b>		<b>503</b>	<b>138</b>	<b>104</b>	<b>73</b>	<b>13</b>	<b>83</b>	<b>914</b>
2nd	Crawford	9	3	5	1	4	0	22
	Edwards	11	0	3	8	0	0	22
	Franklin	6	0	37	7	4	8	62
	Gallatin	5	1	1	2	0	0	9
	Hamilton	2	0	2	3	0	1	8
	Hardin	7	0	1	0	1	0	9
	Jefferson	90	1	5	6	8	16	126
	Lawrence	2	0	0	1	0	0	3
	Richland	5	0	2	3	4	3	17
	Wabash	1	1	2	2	0	0	6
	Wayne	0	1	11	0	0	2	14
	White	16	0	5	1	1	0	23
<b>2nd Circuit Total</b>		<b>154</b>	<b>7</b>	<b>74</b>	<b>34</b>	<b>22</b>	<b>30</b>	<b>321</b>
3rd	Bond	11	0	11	9	2	1	34
	Madison	37	95	64	19	11	14	240
<b>3rd Circuit Total</b>		<b>48</b>	<b>95</b>	<b>75</b>	<b>28</b>	<b>13</b>	<b>15</b>	<b>274</b>
4th	Christian	8	4	38	5	0	0	55
	Clay	11	2	5	21	0	1	40
	Clinton	14	8	5	14	0	1	42
	Effingham	64	3	10	30	1	2	110
	Fayette	14	15	12	7	6	0	54
	Jasper	16	1	5	3	1	2	28
	Marion	10	9	17	17	1	11	65
	Montgomery	42	0	14	6	1	1	64
	Shelby	5	2	37	7	0	1	52
<b>4th Circuit Total</b>		<b>184</b>	<b>44</b>	<b>143</b>	<b>110</b>	<b>10</b>	<b>19</b>	<b>510</b>
5th	Clark	2	0	5	4	0	1	12
	Coles/Cumberland	26	8	42	57	2	15	150
	Edgar	9	2	2	0	1	3	17
	Vermilion	13	6	17	10	5	5	56
<b>5th Circuit Total</b>		<b>50</b>	<b>16</b>	<b>66</b>	<b>71</b>	<b>8</b>	<b>24</b>	<b>235</b>
6th	Champaign	18	6	119	22	7	5	177
	De Witt	8	0	5	2	12	1	28
	Douglas	56	1	11	9	1	3	81
	Macon	3	2	4	5	3	10	27
	Moultrie	2	2	9	3	0	1	17
	Piatt	7	1	1	1	0	0	10
7th	Greene	14	0	0	0	0	1	15
	Jersey	18	4	5	7	0	5	39
	Macoupin	67	0	35	8	1	1	112
	Morgan	4	1	6	4	1	17	33
	Sangamon	196	6	73	31	20	3	329
	Scott	1	0	0	1	0	0	2
<b>7th Circuit Total</b>		<b>300</b>	<b>11</b>	<b>119</b>	<b>51</b>	<b>22</b>	<b>27</b>	<b>530</b>
8th	Adams	41	3	44	97	9	9	203
	Brown	12	0	1	3	1	0	17
	Calhoun	4	0	0	0	1	0	5
	Cass	3	0	0	0	0	0	3
	Mason	6	3	15	13	0	5	42
	Menard	9	1	10	10	0	1	31
	Pike	1	3	16	1	1	3	25
	Schuyler	17	0	5	0	0	1	23
<b>8th Circuit Total</b>		<b>93</b>	<b>10</b>	<b>91</b>	<b>124</b>	<b>12</b>	<b>19</b>	<b>349</b>

**PROGRAMS ORDERED FOR NEW ADULT PROBATION CASES REPORT  
(Calendar Year 1992)**

Circuit	County	Alcohol Treatment	Drug Treatment	Alcohol & Drug Trmt	Mental Health	Sex Offender	TASC	Total
9th	Fulton	2	16	89	28	14	17	166
	Hancock	1	0	17	3	2	1	24
	Henderson	1	0	3	0	3	0	7
	Knox	18	1	5	3	4	1	32
	McDonough	4	0	4	4	6	2	20
	Warren	14	1	5	4	1	0	25
<b>9th Circuit Total</b>		<b>40</b>	<b>18</b>	<b>123</b>	<b>42</b>	<b>30</b>	<b>21</b>	<b>274</b>
10th	Marshall	8	1	8	6	1	2	26
	Peoria	86	47	182	23	11	16	365
	Putman	13	0	2	2	0	0	17
	Stark	24	1	1	0	1	0	27
	Tazwell	19	2	70	21	6	13	131
<b>10th Circuit Total</b>		<b>150</b>	<b>51</b>	<b>263</b>	<b>52</b>	<b>19</b>	<b>31</b>	<b>566</b>
11th	Ford	33	0	1	2	1	1	38
	Livingston	1	0	0	1	1	0	3
	Logan	19	2	6	10	2	2	41
	McLean	46	9	27	13	13	2	110
	Woodford	38	6	8	9	2	3	66
<b>11th Circuit Total</b>		<b>137</b>	<b>17</b>	<b>42</b>	<b>35</b>	<b>19</b>	<b>8</b>	<b>258</b>
12th	Will	13	23	48	20	9	18	131
<b>12th Circuit Total</b>		<b>13</b>	<b>23</b>	<b>48</b>	<b>20</b>	<b>9</b>	<b>18</b>	<b>131</b>
13th	Bureau	23	1	2	4	4	1	35
	Grundy	0	0	1	4	2	0	7
	La Salle	81	5	12	20	8	1	127
<b>13th Circuit Total</b>		<b>104</b>	<b>6</b>	<b>15</b>	<b>28</b>	<b>14</b>	<b>2</b>	<b>169</b>
14th	Henry	50	55	28	10	4	5	152
	Mercer	9	0	6	2	5	23	45
	Rock Island	38	62	156	56	13	64	389
	Whiteside	54	6	119	23	18	0	220
<b>14th Circuit Total</b>		<b>151</b>	<b>123</b>	<b>309</b>	<b>91</b>	<b>40</b>	<b>92</b>	<b>806</b>
15th	Carroll	34	5	7	11	3	0	60
	Jo Daviess	8	1	2	3	1	0	15
	Lee	38	2	15	9	1	0	65
	Ogle	52	11	83	18	8	7	179
	Stephenson	67	8	4	32	0	3	114
<b>15th Circuit Total</b>		<b>199</b>	<b>27</b>	<b>111</b>	<b>73</b>	<b>13</b>	<b>10</b>	<b>433</b>
16th	De Kalb	17	6	19	17	3	5	67
	Kane	132	20	34	35	21	11	253
	Kendall	8	5	53	15	3	2	86
<b>16th Circuit Total</b>		<b>157</b>	<b>31</b>	<b>106</b>	<b>67</b>	<b>27</b>	<b>18</b>	<b>406</b>
17th	Boone	16	4	8	2	3	50	83
	Winnebago	63	14	479	155	25	117	853
<b>17th Circuit Total</b>		<b>79</b>	<b>18</b>	<b>487</b>	<b>157</b>	<b>28</b>	<b>167</b>	<b>936</b>
18th	Du Page	Did Not Report						N/A
<b>18th Circuit Total</b>		Did Not Report						N/A
19th	Lake	82	143	176	82	24	0	507
	McHenry	59	39	63	48	10	5	224
<b>19th Circuit Total</b>		<b>141</b>	<b>182</b>	<b>239</b>	<b>130</b>	<b>34</b>	<b>5</b>	<b>731</b>
20th	Monroe	1	0	0	2	2	0	5
	Perry	4	6	4	6	2	0	22
	Randolph	13	2	3	9	1	4	32
	St. Clair	167	17	16	24	2	69	295
	Washington	5	1	0	2	0	0	8
<b>20th Circuit Total</b>		<b>190</b>	<b>26</b>	<b>23</b>	<b>43</b>	<b>7</b>	<b>73</b>	<b>362</b>
21st	Iroquois	3	1	1	1	2	0	8
	Kankakee	5	2	13	2	1	9	32
<b>21st Circuit Total</b>		<b>8</b>	<b>3</b>	<b>14</b>	<b>3</b>	<b>3</b>	<b>9</b>	<b>40</b>
<b>Downstate</b>		<b>2,795</b>	<b>858</b>	<b>2,601</b>	<b>1,274</b>	<b>366</b>	<b>691</b>	<b>8,585</b>
Cook Adult		123	369	255	117	38	1,152	2,054
Cook Social Service		4,667	60	141	399	35	379	5,681
<b>Cook County Total</b>		<b>4,790</b>	<b>429</b>	<b>396</b>	<b>516</b>	<b>73</b>	<b>1,531</b>	<b>7,735</b>
<b>State Total</b>		<b>7,585</b>	<b>1,287</b>	<b>2,997</b>	<b>1,790</b>	<b>439</b>	<b>2,222</b>	<b>16,320</b>

**ADULT ELECTRONIC MONITORING REPORT  
(Calendar Year 1992)**

Circuit	County	Home Confinement			Supervised Pretrial Release		
		Electronic. Monitored	Non-elect. Monitored	Total	Electronic. Monitored	Non-elect. Monitored	Total
1st	Alexander	2	2	4	0	0	0
	Jackson	0	0	0	0	0	0
	Johnson	0	6	6	0	0	0
	Massac	1	0	1	0	2	2
	Pope	0	0	0	0	0	0
	Pulaski	1	0	1	0	0	0
	Saline	1	1	2	0	0	0
	Union	3	16	19	0	0	0
	Williamson	0	7	7	0	0	0
1st Circuit Total		8	32	40	0	2	2
2nd	Crawford	2	0	2	0	1	1
	Edwards	6	0	6	4	0	4
	Franklin	0	0	0	0	0	0
	Gallatin	0	0	0	0	0	0
	Hamilton	0	0	0	0	0	0
	Hardin	2	2	4	0	0	0
	Jefferson	2	0	2	0	1	1
	Lawrence	0	0	0	0	0	0
	Richland	1	3	4	0	0	0
	Wabash	0	0	0	0	0	0
	Wayne	8	0	8	0	0	0
	White	1	4	5	0	0	0
2nd Circuit Total		22	9	31	4	2	6
3rd	Bond	2	1	3	0	0	0
	Madison	0	0	0	12	307	319
3rd Circuit Total		2	1	3	12	307	319
4th	Christian	0	2	2	0	0	0
	Clay	3	0	3	0	0	0
	Clinton	9	1	10	0	0	0
	Effingham	3	2	5	0	9	9
	Fayette	0	4	4	0	0	0
	Jasper	0	0	0	0	0	0
	Marion	21	8	29	9	0	9
	Montgomery	0	3	3	0	0	0
	Shelby	0	0	0	0	1	1
4th Circuit Total		36	20	56	9	10	19
5th	Clark	0	3	3	0	0	0
	Coles/Cumberland	32	0	32	0	0	0
	Edgar	0	0	0	0	0	0
	Vermilion	0	5	5	0	0	0
5th Circuit Total		32	8	40	0	0	0
6th	Champaign	0	0	0	0	0	0
	De Witt	0	0	0	0	0	0
	Douglas	0	0	0	0	0	0
	Macon	0	0	0	0	0	0
	Moultrie	3	0	3	0	0	0
	Piatt	0	0	0	0	0	0
6th Circuit Total		3	0	3	0	0	0
7th	Greene	1	1	2	0	0	0
	Jersey	0	0	0	0	0	0
	Macoupin	0	0	0	0	0	0
	Morgan	2	0	2	0	2	2
	Sangamon	3	0	3	0	0	0
	Scott	0	0	0	0	0	0
7th Circuit Total		6	1	7	0	2	2
8th	Adams	11	11	22	0	0	0
	Brown	0	0	0	0	0	0
	Calhoun	0	0	0	0	0	0
	Cass	0	1	1	0	0	0
	Mason	1	1	2	0	0	0
	Menard	0	0	0	0	0	0
	Pike	0	0	0	0	3	3
	Schuyler	0	0	0	0	0	0
8th Circuit Total		12	13	25	0	3	3

**ADULT ELECTRONIC MONITORING REPORT**  
(Calendar Year 1992)

Circuit	County	Home Confinement			Supervised Pretrial Release		
		Electronic. Monitored	Non-elect. Monitored	Total	Electronic. Monitored	Non-elect. Monitored	Total
9th	Fulton	2	0	2	0	11	11
	Hancock	0	0	0	0	0	0
	Henderson	0	0	0	0	6	6
	Knox	11	1	12	0	0	0
	McDonough	0	0	0	0	0	0
	Warren	0	0	0	0	0	0
<b>9th Circuit Total</b>		<b>13</b>	<b>1</b>	<b>14</b>	<b>0</b>	<b>17</b>	<b>17</b>
10th	Marshall	1	2	3	0	0	0
	Peoria	0	0	0	0	0	0
	Putman	0	0	0	0	0	0
	Stark	0	0	0	0	0	0
	Tazwell	29	1	30	0	0	0
<b>10th Circuit Total</b>		<b>30</b>	<b>3</b>	<b>33</b>	<b>0</b>	<b>0</b>	<b>0</b>
11th	Ford	2	0	2	0	0	0
	Livingston	4	10	14	0	1	1
	Logan	4	4	8	0	8	8
	McLean	0	0	0	1	0	1
	Woodford	34	3	37	5	1	6
<b>11th Circuit Total</b>		<b>44</b>	<b>17</b>	<b>61</b>	<b>6</b>	<b>10</b>	<b>16</b>
12th	Will	0	0	0	0	0	0
<b>12th Circuit Total</b>		<b>0</b>	<b>0</b>	<b>0</b>	<b>0</b>	<b>0</b>	<b>0</b>
13th	Bureau	0	0	0	0	0	0
	Grundy	1	0	1	0	0	0
	La Salle	18	0	18	0	0	0
<b>13th Circuit Total</b>		<b>19</b>	<b>0</b>	<b>19</b>	<b>0</b>	<b>0</b>	<b>0</b>
14th	Henry	0	5	5	0	1	1
	Mercer	0	2	2	1	2	3
	Rock Island	0	103	103	0	231	231
	Whiteside	53	7	60	7	34	41
<b>14th Circuit Total</b>		<b>53</b>	<b>117</b>	<b>170</b>	<b>8</b>	<b>268</b>	<b>276</b>
15th	Carroll	0	0	0	0	0	0
	Jo Daviess	0	1	1	0	0	0
	Lee	0	0	0	0	0	0
	Ogle	0	7	7	0	25	25
	Stephenson	0	0	0	0	0	0
<b>15th Circuit Total</b>		<b>0</b>	<b>8</b>	<b>8</b>	<b>0</b>	<b>25</b>	<b>25</b>
16th	De Kalb	0	0	0	0	0	0
	Kane	14	0	14	0	0	0
	Kendall	0	0	0	0	6	6
<b>16th Circuit Total</b>		<b>14</b>	<b>0</b>	<b>14</b>	<b>0</b>	<b>6</b>	<b>6</b>
17th	Boone	0	2	2	0	2	2
	Winnebago	31	6	37	7	332	339
<b>17th Circuit Total</b>		<b>31</b>	<b>8</b>	<b>39</b>	<b>7</b>	<b>334</b>	<b>341</b>
18th	Du Page	0	1	1	0	0	0
<b>18th Circuit Total</b>		<b>0</b>	<b>1</b>	<b>1</b>	<b>0</b>	<b>0</b>	<b>0</b>
19th	Lake	0	0	0	148	425	573
	McHenry	1	0	1	0	0	0
<b>19th Circuit Total</b>		<b>1</b>	<b>0</b>	<b>1</b>	<b>148</b>	<b>425</b>	<b>573</b>
20th	Monroe	0	0	0	0	0	0
	Perry	0	0	0	0	0	0
	Randolph	0	0	0	0	0	0
	St. Clair	0	0	0	11	37	48
	Washington	2	1	3	0	0	0
<b>20th Circuit Total</b>		<b>2</b>	<b>1</b>	<b>3</b>	<b>11</b>	<b>37</b>	<b>48</b>
21st	Iroquois	0	0	0	0	0	0
	Kankakee	0	0	0	0	0	0
<b>21st Circuit Total</b>		<b>0</b>	<b>0</b>	<b>0</b>	<b>0</b>	<b>0</b>	<b>0</b>
<b>Downstate</b>		<b>328</b>	<b>240</b>	<b>568</b>	<b>205</b>	<b>1,448</b>	<b>1,653</b>
Cook Adult		0	1,209	1,209	0	0	0
Cook Social Services		186	31	217	0	0	0
<b>Cook County Total</b>		<b>186</b>	<b>1,240</b>	<b>1,426</b>	<b>0</b>	<b>0</b>	<b>0</b>
<b>State Total</b>		<b>514</b>	<b>1,480</b>	<b>1,994</b>	<b>205</b>	<b>1,448</b>	<b>1,653</b>



**Juvenile Probation Reports  
for Calendar Year 1992**



**ACTIVE JUVENILE CASELOAD REPORT**  
(As of December 31, 1992)

Circuit	County	Probation	Super- vision	Cont. Under Superv.	Informal Superv.	Other	Total Active	Active Admin.	Total Caseload
1st	Alexander	6	15	0	1	0	22	2	24
	Jackson	52	49	0	13	22	136	12	148
	Johnson	6	0	0	0	0	6	2	8
	Massac	32	9	0	0	0	41	7	48
	Pope	1	0	0	0	0	1	0	1
	Pulaski	19	1	0	0	0	20	0	20
	Saline	7	1	19	28	0	55	3	58
	Union	8	0	0	0	0	8	10	18
	Williamson	12	0	8	31	0	51	12	63
<b>1st Circuit Total</b>		<b>143</b>	<b>75</b>	<b>27</b>	<b>73</b>	<b>22</b>	<b>340</b>	<b>48</b>	<b>388</b>
2nd	Crawford	17	5	3	5	0	30	0	30
	Edwards	7	0	2	8	0	17	1	18
	Franklin	23	3	9	11	0	46	0	46
	Gallatin	1	0	1	0	0	2	1	3
	Hamilton	5	0	10	0	0	15	2	17
	Hardin	2	0	0	0	0	2	0	2
	Jefferson	29	10	0	28	0	67	13	80
	Lawrence	3	1	4	0	0	8	0	8
	Richland	8	13	0	0	0	21	1	22
	Wabash	7	1	0	0	0	8	5	13
	Wayne	2	0	10	0	0	12	8	20
	White	17	0	3	0	0	20	7	27
<b>2nd Circuit Total</b>		<b>121</b>	<b>33</b>	<b>42</b>	<b>52</b>	<b>0</b>	<b>248</b>	<b>38</b>	<b>286</b>
3rd	Bond	8	1	12	2	0	23	6	29
	Madison	65	0	101	64	0	230	33	263
<b>3rd Circuit Total</b>		<b>73</b>	<b>1</b>	<b>113</b>	<b>66</b>	<b>0</b>	<b>253</b>	<b>39</b>	<b>292</b>
4th	Christian	36	0	32	0	0	68	0	68
	Clay	16	0	15	0	0	31	4	35
	Clinton	23	0	12	0	0	35	38	73
	Effingham	42	9	18	0	0	69	4	73
	Fayette	15	0	9	0	0	24	9	33
	Jasper	12	4	2	0	0	18	5	23
	Marion	70	0	31	16	0	117	19	136
	Montgomery	27	2	3	0	1	33	0	33
	Shelby	7	0	0	0	0	7	7	14
<b>4th Circuit Total</b>		<b>248</b>	<b>15</b>	<b>122</b>	<b>16</b>	<b>1</b>	<b>402</b>	<b>86</b>	<b>488</b>
5th	Clark	10	0	6	0	0	16	7	23
	Coles/Cumberland	51	0	56	0	0	107	0	107
	Edgar	37	7	0	0	0	44	7	51
	Vermillion	106	0	69	0	2	177	15	192
<b>5th Circuit Total</b>		<b>204</b>	<b>7</b>	<b>131</b>	<b>0</b>	<b>2</b>	<b>344</b>	<b>29</b>	<b>373</b>
6th	Champaign	176	0	35	40	8	259	36	295
	De Witt	18	0	11	4	0	33	5	38
	Douglas	7	0	13	0	0	20	3	23
	Macon	136	0	76	24	0	236	52	288
	Moultrie	12	0	19	0	0	31	6	37
	Piatt	6	0	1	7	0	14	0	14
<b>6th Circuit Total</b>		<b>355</b>	<b>0</b>	<b>155</b>	<b>75</b>	<b>8</b>	<b>593</b>	<b>102</b>	<b>695</b>
7th	Greene	3	0	0	0	0	3	0	3
	Jersey	14	0	21	0	0	35	1	36
	Macoupin	31	10	42	0	0	83	0	83
	Morgan	23	0	13	37	1	74	5	79
	Sangamon	111	1	39	40	0	191	12	203
	Scott	6	0	0	0	0	6	0	6
<b>7th Circuit Total</b>		<b>188</b>	<b>11</b>	<b>115</b>	<b>77</b>	<b>1</b>	<b>392</b>	<b>18</b>	<b>410</b>
8th	Adams	75	0	34	37	0	146	8	154
	Brown	4	0	4	0	0	8	0	8
	Calhoun	2	0	4	1	0	7	9	16
	Cass	29	7	0	0	0	36	0	36
	Mason	18	3	4	0	0	25	1	26
	Menard	15	0	7	1	1	24	8	32
	Pike	26	5	7	1	0	39	17	56
	Schuyler	4	4	0	0	0	8	2	10
<b>8th Circuit Total</b>		<b>173</b>	<b>19</b>	<b>60</b>	<b>40</b>	<b>1</b>	<b>293</b>	<b>45</b>	<b>338</b>
9th	Fulton	24	0	15	16	0	55	8	63
	Hancock	11	1	20	4	0	36	3	39
	Henderson	0	0	2	1	0	3	1	4
	Knox	44	0	4	16	0	64	9	73
	McDonough	11	0	6	7	0	24	0	24
	Warren	27	0	26	5	0	58	9	67
<b>9th Circuit Total</b>		<b>117</b>	<b>1</b>	<b>73</b>	<b>49</b>	<b>0</b>	<b>240</b>	<b>30</b>	<b>270</b>

**ACTIVE JUVENILE CASELOAD REPORT**  
(As of December 31, 1992)

Circuit	County	Probation	Super- vision	Cont. Under Superv.	Informal Superv.	Other	Total Active	Active Admin.	Total Caseload
10th	Marshall	10	5	7	5	0	27	0	27
	Peoria	348	0	92	7	0	447	12	459
	Putman	6	3	3	4	0	16	0	16
	Stark	10	6	14	15	0	45	6	51
	Tazwell	65	1	15	0	0	81	6	87
<b>10th Circuit Total</b>		<b>439</b>	<b>15</b>	<b>131</b>	<b>31</b>	<b>0</b>	<b>616</b>	<b>24</b>	<b>640</b>
11th	Ford	23	1	0	7	0	31	14	45
	Livingston	61	4	13	9	0	87	107	194
	Logan	29	0	16	1	0	46	11	57
	McLean	118	3	20	16	0	157	18	175
	Woodford	36	0	15	2	0	53	34	87
<b>11th Circuit Total</b>		<b>267</b>	<b>8</b>	<b>64</b>	<b>35</b>	<b>0</b>	<b>374</b>	<b>184</b>	<b>558</b>
12th	Will	206	0	168	27	0	401	17	418
<b>12th Circuit Total</b>		<b>206</b>	<b>0</b>	<b>168</b>	<b>27</b>	<b>0</b>	<b>401</b>	<b>17</b>	<b>418</b>
13th	Bureau	17	0	23	1	0	41	3	44
	Grundy	7	0	27	4	0	38	4	42
	La Salle	66	0	69	5	0	140	20	160
<b>13th Circuit Total</b>		<b>90</b>	<b>0</b>	<b>119</b>	<b>10</b>	<b>0</b>	<b>219</b>	<b>27</b>	<b>246</b>
14th	Henry	34	0	14	21	0	69	2	71
	Mercer	85	0	3	2	0	10	0	10
	Rock Island	110	0	14	0	1	125	3	128
	Whiteside	81	0	10	15	0	106	11	117
<b>14th Circuit Total</b>		<b>310</b>	<b>0</b>	<b>41</b>	<b>38</b>	<b>1</b>	<b>310</b>	<b>16</b>	<b>326</b>
15th	Carroll	13	0	9	0	0	22	0	22
	Jo Daviess	5	0	14	109	0	38	12	50
	Lee	38	0	27	30	0	85	6	91
	Ogle	52	2	13	31	0	98	9	107
	Stephenson	51	2	27	2	1	83	22	105
<b>15th Circuit Total</b>		<b>159</b>	<b>4</b>	<b>90</b>	<b>172</b>	<b>1</b>	<b>326</b>	<b>49</b>	<b>375</b>
16th	De Kalb	39	0	41	17	0	97	18	115
	Kane	199	1	68	81	0	349	13	362
	Kendall	6	0	21	16	3	46	0	46
<b>16th Circuit Total</b>		<b>244</b>	<b>1</b>	<b>130</b>	<b>114</b>	<b>3</b>	<b>492</b>	<b>31</b>	<b>523</b>
17th	Boone	46	0	7	0	1	54	2	56
	Winnebago	210	0	36	0	2	248	27	275
<b>17th Circuit Total</b>		<b>256</b>	<b>0</b>	<b>43</b>	<b>0</b>	<b>3</b>	<b>302</b>	<b>29</b>	<b>331</b>
18th	Du Page	225	25	226	0	17	493	14	507
<b>18th Circuit Total</b>		<b>225</b>	<b>25</b>	<b>226</b>	<b>0</b>	<b>17</b>	<b>493</b>	<b>14</b>	<b>507</b>
19th	Lake	256	174	0	0	0	430	16	446
	McHenry	54	0	58	86	0	198	21	219
<b>19th Circuit Total</b>		<b>310</b>	<b>174</b>	<b>58</b>	<b>86</b>	<b>0</b>	<b>628</b>	<b>37</b>	<b>665</b>
20th	Monroe	18	0	0	0	0	18	5	23
	Perry	7	0	4	0	0	11	0	11
	Randolph	47	5	4	0	0	56	5	61
	St. Clair	345	108	4	0	0	357	62	419
	Washington	8	3	3	0	0	14	3	17
<b>20th Circuit Total</b>		<b>425</b>	<b>116</b>	<b>15</b>	<b>0</b>	<b>0</b>	<b>456</b>	<b>75</b>	<b>531</b>
21st	Iroquois	45	5	3	21	0	74	9	83
	Kankakee	133	2	33	18	0	186	10	196
<b>21st Circuit Total</b>		<b>178</b>	<b>7</b>	<b>36</b>	<b>39</b>	<b>0</b>	<b>260</b>	<b>19</b>	<b>279</b>
<b>Downstate</b>		<b>4,731</b>	<b>512</b>	<b>1,959</b>	<b>1,000</b>	<b>60</b>	<b>8,262</b>	<b>957</b>	<b>9,219</b>
Cook Juvenile		3,273	1,353	43	10	1,307	5,983	12,873	18,856
<b>Cook County Total</b>		<b>3,273</b>	<b>1,353</b>	<b>43</b>	<b>10</b>	<b>1,307</b>	<b>5,983</b>	<b>12,873</b>	<b>18,856</b>
<b>State Total</b>		<b>8,004</b>	<b>1,865</b>	<b>2,002</b>	<b>1,010</b>	<b>1,367</b>	<b>14,245</b>	<b>13,830</b>	<b>28,075</b>

		(Calendar Year 1992)							Continued Under Supervision				
Circuit	County	Petitions Filed											
		Delinquency	Addiction	MRAI	Truancy	Neglect/ Abuse	Dependent	Total	Delinq.	Addict.	MRAI	Truancy	Total
1st	Alexander	19	0	3	9	12	1	44	9	0	0	0	9
	Jackson	76	0	0	0	0	12	88	31	0	0	0	31
	Johnson	42	0	1	0	6	0	49	37	0	0	0	37
	Massac	30	0	0	3	4	3	40	11	0	0	0	11
	Pope	7	0	0	0	0	0	7	0	0	0	0	0
	Pulaski	14	0	0	0	4	0	18	0	0	0	0	0
	Saline	78	0	0	2	13	20	113	15	0	0	0	15
	Union	54	0	0	0	8	3	65	0	0	0	0	0
	Williamson	67	0	8	0	20	5	100	10	0	0	0	10
1st Circuit Total	387	0	12	14	67	44	524	113	0	0	0	113	
2nd	Crawford	34	0	0	0	5	0	39	11	0	0	0	11
	Edwards	6	0	0	0	1	0	7	1	0	0	0	1
	Franklin	19	0	10	1	10	5	45	8	0	1	0	9
	Gallatin	7	0	1	0	8	0	16	3	0	1	0	4
	Hamilton	5	0	0	0	2	0	7	7	0	0	1	8
	Hardin	2	0	2	0	4	4	12	0	0	2	0	2
	Jefferson	43	0	3	0	27	0	73	3	0	0	0	3
	Lawrence	21	0	0	0	2	0	23	2	0	0	0	2
	Richland	27	0	0	2	3	1	33	0	0	0	0	0
	Wabash	42	0	0	0	0	0	42	28	0	0	0	28
	Wayne	29	0	0	0	5	0	34	19	0	0	0	19
	White	14	0	0	0	4	1	19	0	0	0	0	0
	2nd Circuit Total	249	0	16	3	71	11	350	82	0	4	1	87
	3rd	Bond	27	0	6	3	9	1	46	16	0	7	1
Madison		439	0	4	0	253	2	698	115	0	0	0	115
3rd Circuit Total	466	0	10	3	262	3	744	131	0	7	1	139	
4th	Christian	99	0	0	0	24	4	127	14	0	0	0	14
	Clay	25	0	0	0	2	2	29	14	0	0	0	14
	Clinton	74	0	0	0	4	2	80	9	0	0	0	9
	Effingham	128	0	1	1	7	0	137	93	0	0	0	93
	Fayette	28	0	0	0	2	0	30	9	0	0	0	9
	Jasper	26	0	0	0	2	0	28	12	0	0	0	12
	Marion	98	0	2	0	47	2	149	21	0	1	0	22
	Montgomery	81	0	3	0	7	0	91	28	0	1	0	29
	Shelby	7	0	1	0	3	2	13	7	0	0	0	7
	4th Circuit Total	566	0	7	1	98	12	684	207	0	2	0	209

Circuit County		Adjudications				Total
		Delinq.	Addiction	MRAI	Truancy	
1st	Alexander	4	0	0	0	4
	Jackson	86	0	0	0	86
	Johnson	3	0	0	0	3
	Massac	22	0	0	0	22
	Pope	4	0	0	0	4
	Pulaski	3	0	0	0	3
	Saline	6	0	0	0	6
	Union	0	0	0	0	0
1st Circuit Total	Williamson	15	0	2	0	17
		143	0	2	0	145
2nd	Crawford	3	0	0	0	3
	Edwards	6	0	0	0	6
	Franklin	19	0	0	0	19
	Gallatin	1	0	0	0	1
	Hamilton	7	0	0	0	7
	Hardin	1	0	0	0	1
	Jefferson	9	0	0	0	9
	Lawrence	5	0	0	0	5
	Richland	11	0	0	1	12
	Wabash	8	0	0	0	8
	Wayne	3	0	0	0	3
	White	5	0	0	0	5
	2nd Circuit Total	78	0	0	1	79
3rd	Bond	7	0	1	2	10
	Madison	73	0	0	0	73
3rd Circuit Total		80	0	1	2	83
4th	Christian	26	0	0	0	26
	Clay	10	0	0	1	9
	Clinton	1	0	0	0	1
	Effingham	42	0	0	0	42
	Fayette	9	0	0	0	9
	Jasper	15	0	0	3	12
	Marion	42	0	1	0	43
	Montgomery	36	0	1	0	37
	Shelby	2	0	0	0	2
4th Circuit Total		183	0	2	4	189

[illegible]

**JUVENILE COURT ACTIVITY REPORT**  
**PETITIONS FILED, CONTINUED UNDER SUPERVISION, ADJUDICATIONS AND CRIMINAL PROSECUTIONS**  
**(Calendar Year 1992)**

Circuit	County	Petitions Filed							Continued Under Supervision				
		Delinquency	Addiction	MRAI	Truancy	Neglect/ Abuse	Dependent	Total	Delinq.	Addict.	MRAI	Truancy	Total
5th	Clark	16	0	0	0	6	2	24	5	0	0	0	5
	Coles/Cumberland	0	0	0	0	0	0	0	0	0	0	0	0
	Edgar	0	0	0	0	0	0	0	0	0	0	0	0
	Vermilion	162	1	4	1	77	19	264	72	0	0	0	72
5th Circuit Total		178	1	4	1	83	21	288	77	0	0	0	77
6th	Champaign	241	0	0	16	154	9	420	49	0	0	0	49
	De Witt	46	0	2	0	10	3	61	9	0	0	0	9
	Douglas	19	0	0	0	5	0	24	6	0	0	0	6
	Macon	449	0	1	22	85	12	569	144	0	0	0	144
	Moultrie	13	0	0	1	0	0	14	8	0	0	0	8
	Piatt	0	0	0	0	0	0	0	0	0	0	0	0
	6th Circuit Total	768	0	3	39	254	24	1,088	216	0	0	0	216
7th	Greene	9	0	0	0	5	0	14	0	0	0	0	0
	Jersey	41	1	1	1	15	0	59	26	0	0	0	26
	Macoupin	99	0	1	0	53	1	154	50	0	0	2	52
	Morgan	69	0	0	0	0	0	69	0	0	0	0	0
	Sangamon	135	0	1	0	0	0	136	38	0	0	0	38
	Scott	21	0	0	4	4	0	29	1	0	0	0	1
	7th Circuit Total	374	1	3	5	77	1	461	115	0	0	2	117
8th	Adams	67	0	3	0	80	4	154	29	0	3	0	32
	Brown	8	0	0	0	0	1	9	4	0	0	0	4
	Calhoun	5	0	0	0	4	0	9	4	0	0	0	4
	Cass	4	0	0	0	0	0	4	0	0	0	0	0
	Mason	42	0	0	0	26	0	68	0	0	0	0	0
	Menard	38	0	0	0	7	1	46	16	0	0	0	16
	Pike	25	0	0	0	11	2	38	9	0	0	0	9
	Schuyler	8	0	0	0	0	0	8	0	0	0	0	0
8th Circuit Total		197	0	3	0	128	8	336	62	0	3	0	65
9th	Fulton	38	0	1	2	23	3	67	19	0	0	0	19
	Hancock	49	0	1	0	1	8	59	32	0	0	0	32
	Henderson	7	0	0	0	4	0	11	2	0	0	0	2
	Knox	45	0	0	0	10	6	61	0	0	0	0	0
	McDonough	20	0	0	0	0	0	20	8	0	0	0	8
	Warren	61	0	2	1	24	0	88	31	0	0	1	32
	9th Circuit Total	220	0	4	3	62	17	306	92	0	0	1	93
10th	Marshall	31	0	1	2	2	0	36	16	0	0	1	17
	Peoria	263	0	0	0	0	8	271	33	0	0	0	33
	Putman	21	0	0	0	0	0	21	12	0	0	0	12
	Stark	52	0	1	1	0	0	54	27	0	1	1	29
	Tazewell	153	1	1	1	0	9	165	17	0	0	0	17
	10th Circuit Total	520	1	3	4	2	17	547	105	0	1	2	108

Circuit	County	Adjudications					Automatic Criminal Prosecution	Discretionary Criminal Prosecution	Total Criminal Prosecutions
		Delinq.	Addiction	MRAI	Truancy	Total			
5th	Clark	3	0	0	0	3	0	0	0
	Coles/Cumberland	0	0	0	0	0	0	0	0
	Edgar	0	0	0	0	0	0	0	0
	Vermilion	75	0	0	0	75	1	0	1
5th Circuit Total		78	0	0	0	78	1	0	1
6th	Champaign	144	0	0	1	145	1	0	1
	De Witt	20	0	0	0	20	0	0	0
	Douglas	0	0	0	0	0	0	0	0
	Macon	164	0	0	0	164	2	1	3
	Moultrie	12	0	0	1	13	0	0	0
	Piatt	0	0	0	0	0	0	0	0
	6th Circuit Total	340	0	0	2	342	3	1	4
7th	Greene	3	0	0	0	3	0	0	0
	Jersey	14	0	0	0	14	0	0	0
	Macoupin	17	0	0	0	17	0	0	0
	Morgan	9	0	0	0	9	0	0	0
	Sangamon	90	0	0	0	90	5	2	7
	Scott	7	0	0	0	7	0	0	0
	7th Circuit Total	140	0	0	0	140	5	2	7
8th	Adams	30	0	0	0	30	0	1	1
	Brown	4	0	0	0	4	0	0	0
	Calhoun	0	0	0	0	0	0	0	0
	Cass	15	0	0	0	15	0	0	0
	Mason	1	0	0	0	1	0	0	0
	Menard	23	0	0	0	23	0	0	0
	Pike	7	0	0	0	7	0	0	0
	Schuyler	1	0	0	0	1	0	0	0
	8th Circuit Total	81	0	0	0	81	0	1	1
9th	Fulton	18	0	0	1	19	0	0	0
	Hancock	13	0	0	1	12	0	0	0
	Henderson	2	0	0	0	2	0	0	0
	Knox	41	0	0	0	41	0	0	0
	McDonough	15	0	0	0	15	0	0	0
	Warren	26	0	0	1	27	0	0	0
	9th Circuit Total	115	0	0	3	118	0	0	0
10th	Marshall	20	0	2	3	25	1	0	1
	Peoria	84	0	0	0	84	0	0	0
	Putman	7	0	0	0	7	0	0	0
	Stark	15	0	0	0	15	0	0	0
	Tazewell	108	1	0	0	109	0	0	0
	10th Circuit Total	234	1	2	3	240	1	2	3

**JUVENILE COURT ACTIVITY REPORT**  
**PETITIONS FILED, CONTINUED UNDER SUPERVISION, ADJUDICATIONS AND CRIMINAL PROSECUTIONS**  
**(Calendar Year 1992)**

Circuit	County	Petitions Filed							Continued Under Supervision				
		Delinquency	Addiction	MRAI	Truancy	Neglect/ Abuse	Dependent	Total	Delinq.	Addict.	MRAI	Truancy	Total
11th	Ford	2	0	0	0	0	0	2	0	0	0	0	0
	Livingston	93	0	5	5	35	1	139	20	0	0	0	20
	Logan	75	0	2	4	27	9	117	21	0	0	2	23
	McLean	125	1	8	10	54	24	222	12	0	1	0	13
	Woodford	17	0	0	0	5	1	23	17	0	0	0	17
<b>11th Circuit Total</b>		<b>312</b>	<b>1</b>	<b>15</b>	<b>19</b>	<b>121</b>	<b>35</b>	<b>503</b>	<b>70</b>	<b>0</b>	<b>1</b>	<b>2</b>	<b>73</b>
12th	Will	385	0	12	39	112	3	551	175	0	0	0	175
<b>12th Circuit Total</b>		<b>385</b>	<b>0</b>	<b>12</b>	<b>39</b>	<b>112</b>	<b>3</b>	<b>551</b>	<b>175</b>	<b>0</b>	<b>0</b>	<b>0</b>	<b>175</b>
13th	Bureau	116	1	1	2	14	6	140	67	0	0	1	68
	Grundy	81	0	0	2	5	6	94	34	0	0	5	39
	La Salle	242	2	18	27	59	14	362	103	0	0	0	103
<b>13th Circuit Total</b>		<b>439</b>	<b>3</b>	<b>19</b>	<b>31</b>	<b>78</b>	<b>26</b>	<b>596</b>	<b>204</b>	<b>0</b>	<b>0</b>	<b>6</b>	<b>210</b>
14th	Henry	40	0	0	24	23	2	89	17	0	0	0	17
	Mercer	7	0	0	0	6	0	13	1	0	0	0	1
	Rock Island	116	1	3	0	72	3	195	15	0	0	0	15
	Whiteside	65	0	15	5	32	14	131	0	0	0	0	0
<b>14th Circuit Total</b>		<b>228</b>	<b>1</b>	<b>18</b>	<b>29</b>	<b>133</b>	<b>19</b>	<b>428</b>	<b>33</b>	<b>0</b>	<b>0</b>	<b>0</b>	<b>33</b>
15th	Carroll	38	0	1	1	18	2	60	11	0	0	0	11
	Jo Daviess	30	0	1	0	1	1	33	6	0	0	0	6
	Lee	93	0	3	12	39	12	159	34	0	0	5	39
	Ogle	92	0	5	2	20	0	119	5	0	2	2	9
	Stephenson	103	0	1	4	38	2	148	26	0	0	0	26
<b>15th Circuit Total</b>		<b>356</b>	<b>0</b>	<b>11</b>	<b>19</b>	<b>116</b>	<b>17</b>	<b>519</b>	<b>82</b>	<b>0</b>	<b>2</b>	<b>7</b>	<b>91</b>
16th	De Kalb	124	0	2	9	119	5	259	62	0	0	2	64
	Kane	491	0	0	0	2	0	493	103	0	0	0	103
	Kendall	50	1	0	3	20	1	75	13	1	0	2	16
<b>16th Circuit Total</b>		<b>665</b>	<b>1</b>	<b>2</b>	<b>12</b>	<b>141</b>	<b>6</b>	<b>827</b>	<b>178</b>	<b>1</b>	<b>0</b>	<b>4</b>	<b>183</b>
17th	Boone	120	0	0	9	24	2	155	7	0	0	0	7
	Winnebago	214	0	0	0	0	0	214	20	0	0	4	24
<b>17th Circuit Total</b>		<b>334</b>	<b>0</b>	<b>0</b>	<b>9</b>	<b>24</b>	<b>2</b>	<b>369</b>	<b>27</b>	<b>0</b>	<b>0</b>	<b>4</b>	<b>31</b>
18th	Du Page	Not Available							Not Available				
<b>18th Circuit Total</b>													
19th	Lake	646	0	0	2	192	29	869	162	0	0	0	162
	McHenry	153	0	1	5	52	3	214	74	0	0	0	74
<b>19th Circuit Total</b>		<b>799</b>	<b>0</b>	<b>1</b>	<b>7</b>	<b>244</b>	<b>32</b>	<b>1,083</b>	<b>236</b>	<b>0</b>	<b>0</b>	<b>0</b>	<b>236</b>

Circuit	County	Adjudications				Total	Automatic Criminal Prosecution	Discretionary Criminal Prosecution	Total Criminal Prosecutions
		Delinq.	Addiction	MRAI	Truancy				
11th	Ford	24	0	0	0	24	0	0	0
	Livingston	73	0	2	5	80	0	1	1
	Logan	35	0	0	5	40	1	0	1
	McLean	48	0	3	0	51	0	0	0
	Woodford	23	0	0	0	23	0	0	0
<b>11th Circuit Total</b>		<b>203</b>	<b>0</b>	<b>5</b>	<b>10</b>	<b>218</b>	<b>1</b>	<b>1</b>	<b>2</b>
12th	Will	167	0	0	0	167	5	5	10
<b>12th Circuit Total</b>		<b>167</b>	<b>0</b>	<b>0</b>	<b>0</b>	<b>167</b>	<b>5</b>	<b>5</b>	<b>10</b>
13th	Bureau	23	0	0	0	23	0	0	0
	Grundy	5	0	0	0	5	0	0	0
	La Salle	124	1	1	0	126	0	0	0
<b>13th Circuit Total</b>		<b>152</b>	<b>1</b>	<b>1</b>	<b>0</b>	<b>154</b>	<b>0</b>	<b>0</b>	<b>0</b>
14th	Henry	19	0	0	12	31	3	0	3
	Mercer	1	0	0	0	1	0	0	0
	Rock Island	72	0	2	0	74	4	0	4
	Whiteside	31	0	8	6	45	0	0	0
<b>14th Circuit Total</b>		<b>123</b>	<b>0</b>	<b>10</b>	<b>18</b>	<b>151</b>	<b>7</b>	<b>0</b>	<b>7</b>
15th	Carroll	7	0	0	0	7	0	0	0
	Jo Daviess	1	0	0	0	1	0	0	0
	Lee	28	0	0	0	28	0	0	0
	Ogle	41	0	3	1	45	0	0	0
	Stephenson	41	0	2	1	44	0	1	1
<b>15th Circuit Total</b>		<b>118</b>	<b>0</b>	<b>5</b>	<b>2</b>	<b>125</b>	<b>0</b>	<b>1</b>	<b>1</b>
16th	De Kalb	50	0	0	0	50	0	0	0
	Kane	308	0	0	0	308	3	11	14
	Kendall	4	0	0	0	4	0	0	0
<b>16th Circuit Total</b>		<b>362</b>	<b>0</b>	<b>0</b>	<b>0</b>	<b>362</b>	<b>3</b>	<b>11</b>	<b>14</b>
17th	Boone	36	0	0	0	36	0	0	0
	Winnebago	121	0	0	0	121	4	0	4
<b>17th Circuit Total</b>		<b>157</b>	<b>0</b>	<b>0</b>	<b>0</b>	<b>157</b>	<b>4</b>	<b>0</b>	<b>4</b>
18th	Du Page	Did Not Report					Did Not Report		
<b>18th Circuit Total</b>									
19th	Lake	250	0	0	0	250	1	0	1
	McHenry	46	0	1	6	53	0	0	0
<b>19th Circuit Total</b>		<b>296</b>	<b>0</b>	<b>1</b>	<b>6</b>	<b>303</b>	<b>1</b>	<b>0</b>	<b>1</b>

**JUVENILE COURT ACTIVITY REPORT**  
**PETITIONS FILED, CONTINUED UNDER SUPERVISION, ADJUDICATIONS AND CRIMINAL PROSECUTIONS**  
**(Calendar Year 1992)**

Circuit	County	Petitions Filed							Continued Under Supervision				
		Delinquency	Addiction	MRAI	Truancy	Neglect/ Abuse	Dependent	Total	Delinq.	Addict.	MRAI	Truancy	Total
20th	Monroe	45	0	3	0	2	0	50	29	0	0	0	29
	Perry	6	0	0	0	1	0	7	0	0	0	0	0
	Randolph	40	0	0	7	4	2	53	4	0	0	1	5
	St. Clair	544	0	1	28	197	29	799	0	0	0	0	0
	Washington	17	0	1	0	2	0	20	4	0	0	0	4
20th Circuit Total		652	0	5	35	206	31	929	37	0	0	1	38
21st	Iroquois	58	1	0	2	39	7	107	12	0	0	0	12
	Kankakee	158	0	10	7	79	1	255	14	0	0	0	14
21st Circuit Total		216	1	10	9	118	8	362	26	0	0	0	26
Downstate		8,311	10	158	282	2,397	337	11,495	2,268	1	20	31	2,320
Cook Juvenile		16,873	0	37	0	6,658	0	23,568	3,155	0	0	0	3,155
Cook County Total		16,873	0	37	0	6,658	0	23,568	3,155	0	0	0	3,155
State Total		25,184	10	195	282	9,055	337	35,063	5,423	1	20	31	5,475

Circuit	County	Adjudications				Total
		Delinq.	Addiction	MRAI	Truancy	
20th	Monroe	28	0	1	0	29
	Perry	0	0	0	0	0
	Randolph	38	0	0	0	38
	St. Clair	409	0	1	31	441
	Washington	4	0	0	0	4
20th Circuit Total		479	0	2	31	512
21st	Iroquois	35	0	1	1	37
	Kankakee	145	0	0	0	145
21st Circuit Total		180	0	1	1	182
Downstate		3,709	2	32	83	3,821
Cook Juvenile		3,989	20	60	0	4,069
Cook County Total		3,989	20	60	0	4,069
State Total		7,698	22	92	83	7,895

Automatic Criminal Prosecution	Discretionary Criminal Prosecution	Total Criminal Prosecutions
1	0	1
0	0	0
0	0	0
1	0	1
0	0	0
2	0	2
0	0	0
2	0	2
40	26	66
240	27	267
240	27	267
280	53	333

**JUVENILE INVESTIGATION REPORT  
(Calendar Year 1992)**

Circuit	County	Social Histories	Adoption Investigation	Contested Custody	Supplemental Social History	Intake Screening	Other Investigation	Total
1st	Alexander	18	1	0	3	113	1	136
	Jackson	31	0	0	0	0	0	31
	Johnson	5	0	0	0	0	0	5
	Massac	4	0	0	0	0	0	4
	Pope	1	1	0	0	0	0	2
	Pulaski	1	0	0	0	0	0	1
	Saline	1	0	0	0	0	0	1
	Union	1	0	0	0	0	1	2
	Williamson	9	0	0	0	0	0	9
<b>1st Circuit Total</b>		<b>71</b>	<b>2</b>	<b>0</b>	<b>3</b>	<b>113</b>	<b>2</b>	<b>191</b>
2nd	Crawford	2	1	2	1	15	0	21
	Edwards	2	0	0	0	0	0	2
	Franklin	11	0	0	10	71	2	94
	Gallatin	0	0	2	0	0	0	2
	Hamilton	5	0	0	0	0	0	5
	Hardin	2	0	0	3	0	0	5
	Jefferson	11	0	0	0	16	7	34
	Lawrence	0	1	0	0	0	0	1
	Richland	6	0	0	0	0	0	6
	Wabash	1	0	0	0	0	0	1
	Wayne	3	0	0	1	0	1	5
	White	2	0	0	0	0	0	2
<b>2nd Circuit Total</b>		<b>45</b>	<b>2</b>	<b>4</b>	<b>15</b>	<b>102</b>	<b>10</b>	<b>178</b>
3rd	Bond	1	0	0	0	0	0	1
	Madison	20	0	0	2	272	119	413
<b>3rd Circuit Total</b>		<b>21</b>	<b>0</b>	<b>0</b>	<b>2</b>	<b>272</b>	<b>119</b>	<b>414</b>
4th	Christian	1	2	2	1	0	1	7
	Clay	4	0	0	0	0	8	12
	Clinton	5	0	0	1	0	5	11
	Effingham	12	0	0	2	7	0	21
	Fayette	1	0	1	0	14	5	21
	Jasper	0	1	0	4	0	0	5
	Marion	15	0	0	2	0	1	18
	Montgomery	6	0	0	2	3	0	11
	Shelby	1	0	0	1	0	0	2
<b>4th Circuit Total</b>		<b>45</b>	<b>3</b>	<b>3</b>	<b>13</b>	<b>24</b>	<b>20</b>	<b>108</b>
5th	Clark	15	0	0	4	0	0	19
	Coles/Cumberland	13	1	0	0	0	0	14
	Edgar	3	0	0	1	0	0	4
	Vermilion	33	0	0	0	1	1	35
<b>5th Circuit Total</b>		<b>64</b>	<b>1</b>	<b>0</b>	<b>5</b>	<b>1</b>	<b>1</b>	<b>72</b>
6th	Champaign	236	0	0	96	0	212	544
	De Witt	2	2	0	0	11	56	71
	Douglas	1	0	0	1	0	3	5
	Macon	201	29	0	67	0	0	297
	Moultrie	9	0	1	0	0	0	10
	Piatt	0	0	0	0	0	0	0
<b>6th Circuit Total</b>		<b>449</b>	<b>31</b>	<b>1</b>	<b>164</b>	<b>11</b>	<b>271</b>	<b>927</b>
7th	Greene	2	0	0	0	0	0	2
	Jersey	18	0	0	2	62	0	82
	Macoupin	14	2	7	0	0	0	23
	Morgan	20	0	0	11	374	0	405
	Sangamon	81	0	0	35	1,626	755	2,497
	Scott	7	0	0	0	0	0	7
<b>7th Circuit Total</b>		<b>142</b>	<b>2</b>	<b>7</b>	<b>48</b>	<b>2,062</b>	<b>755</b>	<b>3,016</b>
8th	Adams	55	3	0	45	0	0	103
	Brown	6	0	1	0	0	0	7
	Calhoun	0	0	0	0	0	0	0
	Cass	12	0	0	0	0	0	12
	Mason	6	0	0	1	0	9	16
	Menard	4	0	0	0	0	2	6
	Pike	2	0	0	0	0	0	2
	Schuyler	1	0	0	0	0	0	1
<b>8th Circuit Total</b>		<b>86</b>	<b>3</b>	<b>1</b>	<b>46</b>	<b>0</b>	<b>11</b>	<b>147</b>

**JUVENILE INVESTIGATION REPORT**  
(Calendar Year 1992)

Circuit	County	Social Histories	Adoption Investigation	Contested Custody	Supplemental Social History	Intake Screening	Other Investigation	Total
9th	Fulton	12	0	0	10	125	12	159
	Hancock	1	0	0	0	25	0	26
	Henderson	0	0	0	0	18	1	19
	Knox	9	0	0	0	68	0	77
	McDonough	2	0	0	0	213	16	231
	Warren	8	0	0	1	285	5	299
<b>9th Circuit Total</b>		<b>32</b>	<b>0</b>	<b>0</b>	<b>11</b>	<b>734</b>	<b>34</b>	<b>811</b>
10th	Marshall	28	10	12	7	26	10	93
	Peoria	157	3	8	50	12	9	239
	Putman	14	4	8	0	3	0	29
	Stark	12	0	2	4	13	0	31
	Tazwell	60	3	1	1	10	4	79
<b>10th Circuit Total</b>		<b>271</b>	<b>20</b>	<b>31</b>	<b>62</b>	<b>64</b>	<b>23</b>	<b>471</b>
11th	Ford	4	0	0	0	0	0	4
	Livingston	51	1	0	12	666	0	730
	Logan	10	0	0	1	0	1	12
	McLean	131	6	0	16	730	0	883
	Woodford	20	0	0	5	146	3	174
<b>11th Circuit Total</b>		<b>216</b>	<b>7</b>	<b>0</b>	<b>34</b>	<b>1,542</b>	<b>4</b>	<b>1,803</b>
12th	Will	87	0	0	21	314	0	422
<b>12th Circuit Total</b>		<b>87</b>	<b>0</b>	<b>0</b>	<b>21</b>	<b>314</b>	<b>0</b>	<b>422</b>
13th	Bureau	4	2	0	1	112	22	141
	Grundy	1	2	1	0	63	26	93
	La Salle	8	5	0	3	217	34	267
<b>13th Circuit Total</b>		<b>13</b>	<b>9</b>	<b>1</b>	<b>4</b>	<b>392</b>	<b>82</b>	<b>501</b>
14th	Henry	22	0	0	13	245	1	281
	Mercer	2	0	0	7	2	37	48
	Rock Island	71	1	0	46	246	3	367
	Whiteside	11	0	1	1	364	0	377
<b>14th Circuit Total</b>		<b>106</b>	<b>1</b>	<b>1</b>	<b>67</b>	<b>857</b>	<b>41</b>	<b>1,073</b>
15th	Carroll	3	0	1	1	4	2	11
	Jo Daviess	19	0	0	0	0	0	19
	Lee	7	1	0	1	0	1	10
	Ogle	36	0	0	19	0	78	133
	Stephenson	72	0	5	16	0	0	93
<b>15th Circuit Total</b>		<b>137</b>	<b>1</b>	<b>6</b>	<b>37</b>	<b>4</b>	<b>81</b>	<b>266</b>
16th	De Kalb	96	0	0	7	184	267	554
	Kane	327	5	1	650	292	487	1,762
	Kendall	4	0	0	6	125	0	135
<b>16th Circuit Total</b>		<b>427</b>	<b>5</b>	<b>1</b>	<b>663</b>	<b>601</b>	<b>754</b>	<b>2,451</b>
17th	Boone	7	1	1	0	48	2	59
	Winnebago	182	6	18	225	1,101	269	1,801
<b>17th Circuit Total</b>		<b>189</b>	<b>7</b>	<b>19</b>	<b>225</b>	<b>1,149</b>	<b>271</b>	<b>1,860</b>
18th	Du Page	591	48	0	72	8	0	719
<b>18th Circuit Total</b>		<b>591</b>	<b>48</b>	<b>0</b>	<b>72</b>	<b>8</b>	<b>0</b>	<b>719</b>
19th	Lake	458	19	0	155	30	2	664
	McHenry	114	15	0	1	246	12	388
<b>19th Circuit Total</b>		<b>572</b>	<b>34</b>	<b>0</b>	<b>156</b>	<b>276</b>	<b>14</b>	<b>1,052</b>
20th	Monroe	3	1	0	0	0	0	4
	Perry	2	0	0	1	0	0	3
	Randolph	23	0	0	10	0	0	33
	St. Clair	40	0	0	19	0	10	69
	Washington	3	0	0	0	0	6	9
<b>20th Circuit Total</b>		<b>71</b>	<b>1</b>	<b>0</b>	<b>30</b>	<b>0</b>	<b>16</b>	<b>118</b>
21st	Iroquois	4	1	0	1	64	17	87
	Kankakee	24	5	2	5	161	206	403
<b>21st Circuit Total</b>		<b>28</b>	<b>6</b>	<b>2</b>	<b>6</b>	<b>225</b>	<b>223</b>	<b>490</b>
<b>Downstate</b>		<b>3,663</b>	<b>183</b>	<b>77</b>	<b>1,684</b>	<b>8,751</b>	<b>2,732</b>	<b>17,090</b>
Cook Juvenile		4,543	0	0	1,040	0	0	5,583
<b>Cook County Total</b>		<b>4,543</b>	<b>0</b>	<b>0</b>	<b>1,040</b>	<b>0</b>	<b>0</b>	<b>5,583</b>
<b>State Total</b>		<b>8,206</b>	<b>183</b>	<b>77</b>	<b>2,724</b>	<b>8,751</b>	<b>2,732</b>	<b>22,673</b>

**JUVENILE VIOLATION REPORT**  
(Calendar Year 1992)

Circuit	County	Violations Reported			Court Action on Violation					
		Technical Offense	New Offense	Total	Technical Offense			New Offense		
					No Violation Found	Violation Found	Total	No Violation Found	Violation Found	Total
1st	Alexander	8	3	11	0	1	1	0	4	4
	Jackson	11	21	32	5	9	14	2	21	23
	Johnson	0	0	0	0	0	0	0	0	0
	Massac	19	1	20	9	4	13	4	0	4
	Pope	2	0	2	0	0	0	0	0	0
	Pulaski	4	1	5	0	4	4	0	1	1
	Saline	2	5	7	0	1	1	1	0	1
	Union	3	0	3	1	1	2	0	0	0
	Williamson	5	8	13	1	2	3	5	3	8
<b>1st Circuit Total</b>		<b>54</b>	<b>39</b>	<b>93</b>	<b>16</b>	<b>22</b>	<b>38</b>	<b>12</b>	<b>29</b>	<b>41</b>
2nd	Crawford	5	2	7	0	2	2	0	1	1
	Edwards	2	6	8	3	2	5	0	2	2
	Franklin	13	7	20	2	9	11	0	7	7
	Gallatin	0	3	3	0	0	0	0	0	0
	Hamilton	3	3	6	0	1	1	0	0	0
	Hardin	0	4	4	0	1	1	0	0	0
	Jefferson	17	4	21	1	2	3	0	1	1
	Lawrence	1	1	2	0	0	0	0	0	0
	Richland	6	1	7	0	6	6	0	0	0
	Wabash	5	4	9	2	1	3	4	1	5
	Wayne	2	2	4	2	1	3	0	1	1
	White	3	0	3	0	0	0	1	1	2
<b>2nd Circuit Total</b>		<b>57</b>	<b>37</b>	<b>94</b>	<b>10</b>	<b>25</b>	<b>35</b>	<b>5</b>	<b>14</b>	<b>19</b>
3rd	Bond	0	4	4	0	0	0	0	3	3
	Madison	84	52	136	27	15	42	23	34	57
<b>3rd Circuit Total</b>		<b>84</b>	<b>56</b>	<b>140</b>	<b>27</b>	<b>15</b>	<b>42</b>	<b>23</b>	<b>37</b>	<b>60</b>
4th	Christian	18	23	41	4	1	5	0	15	15
	Clay	1	10	11	1	0	1	0	6	6
	Clinton	10	13	23	3	5	8	2	10	12
	Effingham	19	16	35	0	7	7	1	11	12
	Fayette	6	6	12	0	2	2	0	1	1
	Jasper	2	8	10	0	1	1	2	0	2
	Marion	14	23	37	12	4	16	10	12	22
	Montgomery	10	5	15	2	5	7	1	5	6
	Shelby	5	4	9	0	1	1	0	1	1
<b>4th Circuit Total</b>		<b>85</b>	<b>108</b>	<b>193</b>	<b>22</b>	<b>26</b>	<b>48</b>	<b>16</b>	<b>61</b>	<b>77</b>
5th	Clark	7	2	9	1	2	3	1	0	1
	Coles/Cumberland	23	23	46	2	13	15	5	9	14
	Edgar	10	15	25	3	6	9	4	1	5
	Vermilion	34	78	112	0	3	3	0	39	39
<b>5th Circuit Total</b>		<b>74</b>	<b>118</b>	<b>192</b>	<b>6</b>	<b>24</b>	<b>30</b>	<b>10</b>	<b>49</b>	<b>59</b>
6th	Champaign	58	56	114	1	22	23	3	72	75
	De Witt	19	11	30	2	7	9	0	3	3
	Douglas	1	2	3	0	0	0	0	1	1
	Macon	162	96	258	31	125	156	7	89	96
	Moultrie	10	7	17	3	4	7	0	3	3
	Piatt	0	0	0	0	0	0	0	0	0
<b>6th Circuit Total</b>		<b>250</b>	<b>172</b>	<b>422</b>	<b>37</b>	<b>158</b>	<b>195</b>	<b>10</b>	<b>168</b>	<b>178</b>
7th	Greene	0	0	0	0	0	0	0	0	0
	Jersey	5	10	15	0	5	5	0	8	8
	Macoupin	43	32	75	15	13	28	6	4	10
	Morgan	4	15	19	0	4	4	1	6	7
	Sangamon	55	151	206	5	30	35	4	41	45
7th Circuit Total	Scott	0	2	2	0	0	0	0	0	0
		<b>107</b>	<b>210</b>	<b>317</b>	<b>20</b>	<b>52</b>	<b>72</b>	<b>11</b>	<b>59</b>	<b>70</b>
8th	Adams	47	29	76	7	31	38	5	19	24
	Brown	2	5	7	0	0	0	0	2	2
	Calhoun	0	0	0	0	0	0	0	0	0
	Cass	0	0	0	0	0	0	0	0	0
	Mason	14	10	24	0	10	10	0	10	10
	Menard	2	2	4	0	2	2	0	2	2
	Pike	1	2	3	0	0	0	0	1	1
	Schuyler	2	0	2	0	1	1	0	1	1
<b>8th Circuit Total</b>		<b>68</b>	<b>48</b>	<b>116</b>	<b>7</b>	<b>44</b>	<b>51</b>	<b>5</b>	<b>35</b>	<b>40</b>

**JUVENILE VIOLATION REPORT  
(Calendar Year 1992)**

Circuit	County	Violations Reported			Court Action on Violation					
		Technical Offense	New Offense	Total	Technical Offense			New Offense		
					No Violation Found	Violation Found	Total	No Violation Found	Violation Found	Total
9th	Fulton	39	27	66	0	5	5	0	8	8
	Hancock	1	6	7	0	0	0	0	3	3
	Henderson	1	3	4	0	0	0	1	0	1
	Knox	15	25	40	0	10	10	1	11	12
	McDonough	3	7	10	1	1	2	0	8	8
	Warren	11	19	30	1	2	3	0	16	16
<b>9th Circuit Total</b>		<b>70</b>	<b>87</b>	<b>157</b>	<b>2</b>	<b>18</b>	<b>20</b>	<b>2</b>	<b>46</b>	<b>48</b>
10th	Marshall	27	13	40	4	18	22	2	13	15
	Peoria	31	38	69	2	4	6	2	7	9
	Putman	5	3	8	0	4	4	0	2	2
	Stark	7	5	12	6	6	12	0	4	4
	Tazwell	8	13	21	1	6	7	0	6	6
<b>10th Circuit Total</b>		<b>78</b>	<b>72</b>	<b>150</b>	<b>13</b>	<b>38</b>	<b>51</b>	<b>4</b>	<b>32</b>	<b>36</b>
11th	Ford	6	2	8	1	1	2	4	0	4
	Livingston	29	31	60	6	10	16	8	18	26
	Logan	12	17	29	2	3	5	0	12	12
	McLean	27	51	78	5	14	19	18	11	29
	Woodford	20	5	25	3	4	7	0	1	1
<b>11th Circuit Total</b>		<b>94</b>	<b>106</b>	<b>200</b>	<b>17</b>	<b>32</b>	<b>49</b>	<b>30</b>	<b>42</b>	<b>72</b>
12th	Will	86	64	150	25	39	64	6	10	16
<b>12th Circuit Total</b>		<b>86</b>	<b>64</b>	<b>150</b>	<b>25</b>	<b>39</b>	<b>64</b>	<b>6</b>	<b>10</b>	<b>16</b>
13th	Bureau	17	7	24	0	6	6	0	16	16
	Grundy	10	7	17	0	5	5	1	3	4
	La Salle	53	60	113	4	34	38	5	24	29
<b>13th Circuit Total</b>		<b>80</b>	<b>74</b>	<b>154</b>	<b>4</b>	<b>45</b>	<b>49</b>	<b>6</b>	<b>43</b>	<b>49</b>
14th	Henry	14	23	37	3	12	15	1	18	19
	Mercer	3	2	5	0	1	1	0	2	2
	Rock Island	99	84	183	5	33	38	5	33	38
	Whiteside	42	42	84	2	29	31	5	40	45
<b>14th Circuit Total</b>		<b>158</b>	<b>151</b>	<b>309</b>	<b>10</b>	<b>75</b>	<b>85</b>	<b>11</b>	<b>93</b>	<b>104</b>
15th	Carroll	4	10	14	0	1	1	3	7	10
	Jo Daviess	2	4	6	0	1	1	1	0	1
	Lee	74	34	108	3	43	46	0	36	36
	Ogle	87	25	112	0	13	13	0	6	6
	Stephenson	36	22	58	7	12	19	1	12	13
<b>15th Circuit Total</b>		<b>203</b>	<b>95</b>	<b>298</b>	<b>10</b>	<b>70</b>	<b>80</b>	<b>5</b>	<b>61</b>	<b>66</b>
16th	De Kalb	74	46	120	4	36	40	2	30	32
	Kane	254	207	461	28	171	199	15	120	135
	Kendall	4	9	13	0	1	1	0	2	2
<b>16th Circuit Total</b>		<b>332</b>	<b>262</b>	<b>594</b>	<b>32</b>	<b>208</b>	<b>240</b>	<b>17</b>	<b>152</b>	<b>169</b>
17th	Boone	22	26	48	1	21	22	0	19	19
	Winnebago	46	81	127	18	36	54	14	83	97
<b>17th Circuit Total</b>		<b>68</b>	<b>107</b>	<b>175</b>	<b>19</b>	<b>57</b>	<b>76</b>	<b>14</b>	<b>102</b>	<b>116</b>
18th	Du Page	231	238	469	6	69	75	7	111	118
<b>18th Circuit Total</b>		<b>231</b>	<b>238</b>	<b>469</b>	<b>6</b>	<b>69</b>	<b>75</b>	<b>7</b>	<b>111</b>	<b>118</b>
19th	Lake	263	15	278	0	1	1	1	0	1
	McHenry	49	32	81	6	38	44	2	31	33
<b>19th Circuit Total</b>		<b>312</b>	<b>47</b>	<b>359</b>	<b>6</b>	<b>39</b>	<b>45</b>	<b>3</b>	<b>31</b>	<b>34</b>
20th	Monroe	2	10	12	0	2	2	1	5	6
	Perry	3	0	3	1	3	4	0	1	1
	Randolph	16	8	24	0	7	7	0	6	6
	St. Clair	253	150	403	16	180	196	31	86	117
	Washington	3	2	5	0	0	0	0	0	0
<b>20th Circuit Total</b>		<b>277</b>	<b>170</b>	<b>447</b>	<b>17</b>	<b>192</b>	<b>209</b>	<b>32</b>	<b>98</b>	<b>130</b>
21st	Iroquois	25	1	26	3	20	23	0	1	1
	Kankakee	37	1	38	15	22	37	2	2	4
<b>21st Circuit Total</b>		<b>62</b>	<b>2</b>	<b>64</b>	<b>18</b>	<b>42</b>	<b>60</b>	<b>2</b>	<b>3</b>	<b>5</b>
<b>Downstate</b>		<b>2,830</b>	<b>2,263</b>	<b>5,093</b>	<b>324</b>	<b>1,290</b>	<b>1,614</b>	<b>231</b>	<b>1,276</b>	<b>1,507</b>
Cook Juvenile		1,847	9,401	11,248	327	293	620	0	272	272
<b>Cook County Total</b>		<b>1,847</b>	<b>9,401</b>	<b>11,248</b>	<b>327</b>	<b>293</b>	<b>620</b>	<b>0</b>	<b>272</b>	<b>272</b>
<b>State Total</b>		<b>4,677</b>	<b>11,664</b>	<b>16,341</b>	<b>651</b>	<b>1,583</b>	<b>2,234</b>	<b>231</b>	<b>1,548</b>	<b>1,779</b>

**JUVENILE DETENTION ADMISSIONS REPORT**  
(Calendar Year 1992)

Circuit	County	Pending Hearing		As Court Disposition	For Contempt	Total
		Less Than 36 Hours	More Than 36 Hours			
1st	Alexander	4	7	0	0	11
	Jackson	3	40	0	0	43
	Johnson	0	2	0	0	2
	Massac	2	4	1	0	7
	Pope	0	2	1	0	3
	Pulaski	1	5	0	0	6
	Saline	8	4	2	0	14
	Union	1	0	0	0	1
	Williamson	8	15	4	0	27
<b>1st Circuit Total</b>		<b>27</b>	<b>79</b>	<b>8</b>	<b>0</b>	<b>114</b>
2nd	Crawford	0	2	0	0	2
	Edwards	3	2	3	0	8
	Franklin	9	1	0	2	12
	Gallatin	0	0	0	0	0
	Hamilton	0	0	0	0	0
	Hardin	1	0	0	0	1
	Jefferson	7	18	2	0	27
	Lawrence	3	0	0	0	3
	Richland	0	5	0	0	5
	Wabash	0	0	0	0	0
	Wayne	0	3	0	0	3
	White	0	3	0	0	3
	<b>2nd Circuit Total</b>	<b>23</b>	<b>34</b>	<b>5</b>	<b>2</b>	<b>64</b>
3rd	Bond	0	0	0	0	0
	Madison	65	127	11	8	211
<b>3rd Circuit Total</b>		<b>65</b>	<b>127</b>	<b>11</b>	<b>8</b>	<b>211</b>
4th	Christian	0	2	13	0	15
	Clay	1	2	1	0	4
	Clinton	2	5	1	1	9
	Effingham	8	14	19	0	41
	Fayette	3	4	0	0	7
	Jasper	1	1	0	0	2
	Marion	18	5	2	0	25
	Montgomery	1	5	3	0	9
	Shelby	0	0	0	0	0
	<b>4th Circuit Total</b>	<b>34</b>	<b>38</b>	<b>39</b>	<b>1</b>	<b>112</b>
5th	Clark	0	2	0	0	2
	Coles/Cumberland	8	2	37	3	50
	Edgar	1	3	0	0	4
	Vermilion	2	32	3	0	37
<b>5th Circuit Total</b>		<b>11</b>	<b>39</b>	<b>40</b>	<b>3</b>	<b>93</b>
6th	Champaign	61	77	109	14	261
	De Witt	7	3	4	0	14
	Douglas	0	3	2	0	5
	Macon	85	267	182	3	537
	Moultrie	5	4	2	2	13
	Piatt	2	0	2	0	4
<b>6th Circuit Total</b>		<b>160</b>	<b>354</b>	<b>301</b>	<b>19</b>	<b>834</b>
7th	Greene	0	2	0	0	2
	Jersey	1	10	9	0	20
	Macoupin	5	11	0	0	16
	Morgan	8	5	4	2	19
	Sangamon	205	122	66	45	438
	Scott	0	0	1	0	1
<b>7th Circuit Total</b>		<b>219</b>	<b>150</b>	<b>80</b>	<b>47</b>	<b>496</b>
8th	Adams	17	59	22	1	99
	Brown	0	4	0	0	4
	Calhoun	0	0	0	0	0
	Cass	0	0	0	0	0
	Mason	7	2	5	0	14
	Menard	5	2	4	0	11
	Pike	0	0	0	0	0
	Schuyler	0	1	0	0	1
<b>8th Circuit Total</b>		<b>29</b>	<b>68</b>	<b>31</b>	<b>1</b>	<b>129</b>

**JUVENILE DETENTION ADMISSIONS REPORT**  
(Calendar Year 1992)

Circuit	County	Pending Hearing		As Court Disposition	For Contempt	Total
		Less Than 36 Hours	More Than 36 Hours			
9th	Fulton	6	12	0	0	18
	Hancock	3	4	4	0	11
	Henderson	0	2	0	0	2
	Knox	46	23	35	5	109
	McDonough	2	10	5	0	17
	Warren	13	9	13	0	35
<b>9th Circuit Total</b>		<b>70</b>	<b>60</b>	<b>57</b>	<b>5</b>	<b>192</b>
10th	Marshall	0	0	0	0	0
	Peoria	39	14	25	0	78
	Putman	1	0	0	0	1
	Stark	1	1	0	0	2
	Tazwell	39	38	3	6	86
<b>10th Circuit Total</b>		<b>80</b>	<b>53</b>	<b>28</b>	<b>6</b>	<b>167</b>
11th	Ford	0	0	0	0	0
	Livingston	2	21	41	2	66
	Logan	3	16	3	3	25
	McLean	13	67	13	0	93
	Woodford	7	4	0	0	11
<b>11th Circuit Total</b>		<b>25</b>	<b>108</b>	<b>57</b>	<b>5</b>	<b>195</b>
12th	Will	147	178	113	24	462
<b>12th Circuit Total</b>		<b>147</b>	<b>178</b>	<b>113</b>	<b>24</b>	<b>462</b>
13th	Bureau	5	10	4	16	35
	Grundy	2	4	0	2	8
	La Salle	25	65	28	78	196
<b>13th Circuit Total</b>		<b>32</b>	<b>79</b>	<b>32</b>	<b>96</b>	<b>239</b>
14th	Henry	11	14	10	7	42
	Mercer	4	6	0	0	10
	Rock Island	52	25	7	5	89
	Whiteside	3	28	79	1	111
<b>14th Circuit Total</b>		<b>70</b>	<b>73</b>	<b>96</b>	<b>13</b>	<b>252</b>
15th	Carroll	1	2	0	0	3
	Jo Daviess	0	3	0	0	3
	Lee	5	7	11	2	25
	Ogle	26	20	4	3	53
	Stephenson	2	11	3	1	17
<b>15th Circuit Total</b>		<b>34</b>	<b>43</b>	<b>18</b>	<b>6</b>	<b>101</b>
16th	De Kalb	11	45	14	0	70
	Kane	192	98	154	96	540
	Kendall	10	4	0	0	14
<b>16th Circuit Total</b>		<b>213</b>	<b>147</b>	<b>168</b>	<b>96</b>	<b>624</b>
17th	Boone	6	9	25	3	43
	Winnebago	75	327	124	12	538
<b>17th Circuit Total</b>		<b>81</b>	<b>336</b>	<b>149</b>	<b>15</b>	<b>581</b>
18th	Du Page	37	23	17	3	80
<b>18th Circuit Total</b>		<b>37</b>	<b>23</b>	<b>17</b>	<b>3</b>	<b>80</b>
19th	Lake	146	331	78	5	560
	McHenry	14	24	21	4	63
<b>19th Circuit Total</b>		<b>160</b>	<b>355</b>	<b>99</b>	<b>9</b>	<b>623</b>
20th	Monroe	1	1	3	0	5
	Perry	1	0	0	0	1
	Randolph	7	15	0	0	22
	St. Clair	252	163	256	52	723
	Washington	6	3	1	0	10
<b>20th Circuit Total</b>		<b>267</b>	<b>182</b>	<b>260</b>	<b>52</b>	<b>761</b>
21st	Iroquois	6	3	4	0	13
	Kankakee	10	8	1	5	24
<b>21st Circuit Total</b>		<b>16</b>	<b>11</b>	<b>5</b>	<b>5</b>	<b>37</b>
<b>Downstate</b>		<b>1,800</b>	<b>2,537</b>	<b>1,614</b>	<b>416</b>	<b>6,367</b>
Cook Juvenile		7,464	0	1,218	0	8,682
<b>Cook County Total</b>		<b>7,464</b>	<b>0</b>	<b>1,218</b>	<b>0</b>	<b>8,682</b>
<b>State Total</b>		<b>9,264</b>	<b>2,537</b>	<b>2,832</b>	<b>416</b>	<b>15,049</b>

**JUVENILE PLACEMENTS AND COMMITMENTS TO IDOC REPORT**  
(Calendar Year 1992)

Circuit      County		Placement								Total				Total
		Foster Home		Group Home		Residential Treatment		Placed w/Relative						
		In State	Out of State	In State	Out of State	In State	Out of State	In State	Out of State		Full Commit to IDOC	Commit. to IDOC for Eval.	Commit.to IDOC as Habit. Off.	
1st	Alexander	0	0	0	0	0	0	0	0	0	1	0	0	1
	Jackson	4	0	5	0	5	0	2	1	17	1	0	0	1
	Johnson	5	0	0	0	0	0	2	0	7	1	0	0	1
	Massac	0	0	0	0	0	0	1	0	1	1	0	0	1
	Pope	0	0	0	0	1	0	2	0	3	0	0	0	0
	Pulaski	3	0	0	0	0	0	1	0	4	1	0	0	1
	Saline	1	0	0	0	4	0	0	0	5	1	0	0	1
	Union	0	0	0	0	0	0	0	0	0	0	0	0	0
	Williamson	7	0	0	0	5	0	0	1	13	5	3	0	8
1st Circuit Total		20	0	5	0	15	0	8	2	50	11	3	0	14
2nd	Crawford	1	0	0	0	1	1	0	0	3	0	0	0	0
	Edwards	0	0	1	1	0	0	1	0	3	1	0	0	1
	Franklin	2	1	1	0	6	1	0	0	11	2	2	1	5
	Gallatin	0	0	0	0	0	0	2	0	2	0	0	0	0
	Hamilton	0	0	0	0	0	0	0	0	0	0	0	0	0
	Hardin	0	0	0	0	0	0	2	0	2	0	1	0	1
	Jefferson	0	0	1	0	6	1	1	0	9	4	0	1	5
	Lawrence	1	0	0	0	0	0	0	0	1	0	0	0	0
	Richland	0	0	0	0	0	0	1	0	1	0	2	0	2
	Wabash	0	0	0	0	0	0	0	0	0	0	0	0	0
	Wayne	1	0	0	0	0	0	0	0	1	0	0	0	0
	White	0	0	0	0	0	0	0	0	0	0	0	0	0
2nd Circuit Total		5	1	3	1	13	3	7	0	33	7	5	2	14
3rd	Bond	0	0	0	0	0	0	0	0	0	0	0	0	0
	Madison	0	0	4	0	4	0	1	0	9	15	3	1	19
3rd Circuit Total		0	0	4	0	4	0	1	0	9	15	3	1	19
4th	Christian	10	0	0	0	0	0	4	0	14	1	0	0	1
	Clay	0	0	0	1	1	0	0	2	4	0	2	0	2
	Clinton	0	0	0	0	0	0	1	0	1	2	2	0	4
	Effingham	0	0	0	0	0	0	0	0	0	7	0	0	7
	Fayette	0	0	0	0	0	0	0	0	0	0	0	0	0
	Jasper	0	0	0	0	0	0	0	0	0	0	0	0	0
	Marion	4	0	1	2	2	0	2	0	11	0	0	1	1
	Montgomery	0	0	0	0	0	0	0	0	0	0	1	0	1
	Shelby	0	0	0	0	0	0	0	0	0	0	1	0	1
4th Circuit Total		14	0	1	3	3	0	7	2	30	10	6	1	17

**JUVENILE PLACEMENTS AND COMMITMENTS TO IDOC REPORT**  
**(Calendar Year 1992)**

Circuit      County		Placement								Total					Total
		Foster Home		Group Home		Residential Treatment		Placed w/Relative							
		In State	Out of State	In State	Out of State	In State	Out of State	In State	Out of State		Full Commit to IDOC	Commit. to IDOC for Eval.	Commit.to IDOC as Habit. Off.		
5th	Clark	0	0	0	0	2	0	1	0	3	3	0	0	3	
	Coles/Cumberland	1	0	5	0	1	0	0	0	7	0	3	0	3	
	Edgar	0	0	0	0	0	0	0	0	0	1	1	0	2	
	Vermilion	0	0	0	0	7	0	0	0	7	6	8	0	14	
5th Circuit Total		1	0	5	0	10	0	1	0	17	10	12	0	22	
6th	Champaign	3	0	1	0	1	1	5	1	12	32	0	9	41	
	De Witt	0	0	0	0	3	0	0	0	3	0	0	0	0	
	Douglas	0	0	1	0	0	0	0	0	1	0	0	0	0	
	Macon	9	0	2	0	36	1	25	4	77	38	3	0	41	
	Moultrie	0	0	0	0	0	0	3	0	3	1	0	0	1	
	Piatt	0	0	1	0	0	0	0	0	1	0	0	0	0	
6th Circuit Total		12	0	5	0	40	2	33	5	97	71	3	9	83	
7th	Greene	3	0	0	0	0	0	0	0	3	0	0	0	0	
	Jersey	2	0	0	1	0	1	6	0	10	2	5	0	7	
	Macoupin	0	0	2	0	5	0	0	0	7	6	0	2	8	
	Morgan	0	0	0	0	0	0	0	0	0	1	0	0	1	
	Sangamon	13	0	10	0	31	1	11	0	66	34	6	0	40	
	Scott	0	0	0	0	0	0	0	0	0	0	1	0	1	
7th Circuit Total		18	0	12	1	36	2	17	0	86	43	12	2	57	
8th	Adams	30	0	4	0	6	0	0	0	40	10	3	0	13	
	Brown	0	0	0	0	1	0	0	1	2	0	0	0	0	
	Calhoun	0	0	0	0	0	0	0	0	0	0	0	0	0	
	Cass	0	0	1	0	0	0	0	0	1	0	0	0	0	
	Mason	0	0	0	0	1	0	0	0	1	0	0	0	0	
	Menard	0	0	0	0	0	1	2	0	3	0	0	1	1	
	Pike	1	0	0	0	0	0	42	0	43	0	0	0	0	
	Schuyler	0	0	0	0	0	0	0	0	0	0	0	0	0	
8th Circuit Total		31	0	5	0	8	1	44	1	90	10	3	1	14	
9th	Fulton	0	0	5	0	2	0	0	0	7	1	0	0	1	
	Hancock	1	0	0	0	1	0	3	0	5	3	2	0	5	
	Henderson	0	0	0	0	0	1	0	1	2	0	0	0	0	
	Knox	1	0	14	0	1	0	1	0	17	4	1	0	5	
	McDonough	1	0	2	0	8	0	2	2	15	0	0	0	0	
	Warren	2	0	1	0	3	0	2	0	8	1	2	0	3	
9th Circuit Total		5	0	22	0	15	1	8	3	54	9	5	0	14	

**JUVENILE PLACEMENTS AND COMMITMENTS TO IDOC REPORT  
(Calendar Year 1992)**

Circuit	County	Placement												Total
		Foster Home In State	Out of State	Group Home In State	Out of State	Residential Treatment In State	Out of State	Placed w/Relative In State	Out of State	Total	Full Commit to IDOC	Commit. to IDOC for Eval.	Commit. to IDOC as Habit. Off.	
10th	Marshall	1	0	0	0	0	0	1	0	2	0	0	0	0
	Peoria	8	2	9	4	5	0	2	3	33	23	10	0	33
	Putman	1	0	0	1	1	0	0	1	4	1	0	0	1
	Stark	0	0	0	0	1	0	0	0	1	0	0	0	0
	Tazwell	2	0	0	0	6	0	0	0	8	12	9	0	21
<b>10th Circuit Total</b>		<b>12</b>	<b>2</b>	<b>9</b>	<b>5</b>	<b>13</b>	<b>0</b>	<b>3</b>	<b>4</b>	<b>48</b>	<b>36</b>	<b>19</b>	<b>0</b>	<b>55</b>
11th	Ford	0	0	0	0	0	0	0	0	0	0	0	0	0
	Livingston	6	0	0	0	8	0	2	0	16	3	4	1	8
	Logan	0	0	4	0	0	0	2	0	6	3	3	0	6
	McLean	32	0	5	0	10	0	4	0	51	8	9	2	19
	Woodford	0	0	2	0	5	0	2	0	9	4	5	0	9
<b>11th Circuit Total</b>		<b>38</b>	<b>0</b>	<b>11</b>	<b>0</b>	<b>23</b>	<b>0</b>	<b>10</b>	<b>0</b>	<b>82</b>	<b>18</b>	<b>21</b>	<b>3</b>	<b>42</b>
12th	Will	7	0	4	2	10	3	4	7	37	21	25	0	46
<b>12th Circuit Total</b>		<b>7</b>	<b>0</b>	<b>4</b>	<b>2</b>	<b>10</b>	<b>3</b>	<b>4</b>	<b>7</b>	<b>37</b>	<b>21</b>	<b>25</b>	<b>0</b>	<b>46</b>
13th	Bureau	0	0	0	0	3	0	0	0	3	2	4	1	7
	Grundy	0	0	0	0	2	0	0	0	2	0	0	0	0
	La Salle	2	0	6	0	7	0	0	0	15	7	5	0	12
<b>13th Circuit Total</b>		<b>2</b>	<b>0</b>	<b>6</b>	<b>0</b>	<b>12</b>	<b>0</b>	<b>0</b>	<b>0</b>	<b>20</b>	<b>9</b>	<b>9</b>	<b>1</b>	<b>19</b>
14th	Henry	0	0	1	0	6	0	1	0	8	3	2	0	5
	Mercer	2	0	1	0	0	0	0	0	3	0	0	0	0
	Rock Island	12	0	0	1	24	2	1	1	41	12	8	3	23
	Whiteside	0	0	0	0	2	0	0	0	2	9	0	0	9
<b>14th Circuit Total</b>		<b>14</b>	<b>0</b>	<b>2</b>	<b>1</b>	<b>32</b>	<b>2</b>	<b>2</b>	<b>1</b>	<b>54</b>	<b>24</b>	<b>10</b>	<b>3</b>	<b>37</b>
15th	Carroll	0	0	0	0	0	0	1	0	1	2	0	0	2
	Jo Daviess	0	0	0	0	0	0	0	0	0	0	0	0	0
	Lee	0	0	1	0	10	0	13	0	24	5	4	1	10
	Ogle	1	0	10	0	1	0	0	1	13	4	5	1	10
	Stephenson	0	1	2	0	0	0	0	0	3	11	7	2	20
<b>15th Circuit Total</b>		<b>1</b>	<b>1</b>	<b>13</b>	<b>0</b>	<b>11</b>	<b>0</b>	<b>14</b>	<b>1</b>	<b>41</b>	<b>22</b>	<b>16</b>	<b>4</b>	<b>42</b>

# **JUVENILE PLACEMENTS AND COMMITMENTS TO IDOC REPORT** (Calendar Year 1992)

Circuit	County	Placement								Total	Full Commit to IDOC	Commit. to IDOC for Eval.	Commit.to IDOC as Habit. Off.	Total
		Foster Home In State	Out of State	Group Home In State	Out of State	Residential Treatment In State	Out of State	Placed w/Relative In State	Out of State					
16th	De Kalb	0	0	9	0	1	0	1	2	13	4	4	0	8
	Kane	0	0	1	0	10	4	0	1	16	24	6	3	33
	Kendall	1	0	0	0	2	0	0	1	4	2	1	0	3
<b>16th Circuit Total</b>		<b>1</b>	<b>0</b>	<b>10</b>	<b>0</b>	<b>13</b>	<b>4</b>	<b>1</b>	<b>4</b>	<b>33</b>	<b>30</b>	<b>11</b>	<b>3</b>	<b>44</b>
17th	Boone	3	0	0	0	10	0	1	0	14	1	1	0	2
	Winnebago	23	0	13	1	55	8	28	1	129	31	9	0	40
<b>17th Circuit Total</b>		<b>26</b>	<b>0</b>	<b>13</b>	<b>1</b>	<b>65</b>	<b>8</b>	<b>29</b>	<b>1</b>	<b>143</b>	<b>32</b>	<b>10</b>	<b>0</b>	<b>42</b>
18th	Du Page	5	0	5	1	5	19	1	0	36	26	0	0	26
<b>18th Circuit Total</b>		<b>5</b>	<b>0</b>	<b>5</b>	<b>1</b>	<b>5</b>	<b>19</b>	<b>1</b>	<b>0</b>	<b>36</b>	<b>26</b>	<b>0</b>	<b>0</b>	<b>26</b>
19th	Lake	2	0	0	0	44	9	0	2	57	24	12	0	36
	McHenry	3	0	0	0	17	2	0	0	22	6	2	3	11
<b>19th Circuit Total</b>		<b>5</b>	<b>0</b>	<b>0</b>	<b>0</b>	<b>61</b>	<b>11</b>	<b>0</b>	<b>2</b>	<b>79</b>	<b>30</b>	<b>14</b>	<b>3</b>	<b>47</b>
20th	Monroe	1	0	0	0	0	0	0	0	1	1	0	0	1
	Perry	0	0	0	0	0	0	0	0	0	2	0	0	2
	Randolph	0	0	0	0	2	0	0	0	2	9	0	1	10
	St. Clair	0	0	6	1	8	5	7	1	28	12	22	0	34
	Washington	1	0	1	0	0	0	0	0	2	0	0	0	0
<b>20th Circuit Total</b>		<b>2</b>	<b>0</b>	<b>7</b>	<b>1</b>	<b>10</b>	<b>5</b>	<b>7</b>	<b>1</b>	<b>33</b>	<b>24</b>	<b>22</b>	<b>1</b>	<b>47</b>
21st	Iroquois	0	0	1	0	3	0	5	1	9	3	2	0	5
	Kankakee	1	0	0	0	1	0	5	0	8	10	6	0	16
<b>21st Circuit Total</b>		<b>1</b>	<b>0</b>	<b>1</b>	<b>0</b>	<b>4</b>	<b>0</b>	<b>10</b>	<b>1</b>	<b>17</b>	<b>13</b>	<b>8</b>	<b>0</b>	<b>21</b>
<b>Downstate</b>		<b>220</b>	<b>4</b>	<b>143</b>	<b>16</b>	<b>403</b>	<b>61</b>	<b>207</b>	<b>35</b>	<b>1,089</b>	<b>471</b>	<b>217</b>	<b>34</b>	<b>722</b>
Cook Juvenile		0	0	0	0	0	0	0	0	0	586	0	153	739
<b>Cook County Total</b>		<b>0</b>	<b>0</b>	<b>0</b>	<b>0</b>	<b>0</b>	<b>0</b>	<b>0</b>	<b>0</b>	<b>0</b>	<b>586</b>	<b>0</b>	<b>153</b>	<b>739</b>
<b>State Total</b>		<b>220</b>	<b>4</b>	<b>143</b>	<b>16</b>	<b>403</b>	<b>61</b>	<b>207</b>	<b>35</b>	<b>1,089</b>	<b>1,057</b>	<b>217</b>	<b>187</b>	<b>1,461</b>

**Combined Adult/Juvenile  
Report for Calendar Year 1992**



**RESTITUTION AND PUBLIC COMMUNITY SERVICE REPORT**  
(Calendar Year 1992)

Circuit	County	CY	FY	Restitution Collected From Adults	Restitution Collected From Juveniles	Total Restitution Collected	Adult Public/Comm Service Performed	Juvenile Public/Comm Service Performed	Total Hours Performed
1st	Alexander		X	\$3,115.13	\$169.50	\$3,284.63	3,439	1,101	4,540
	Jackson	X		\$72,122.22	\$479.00	\$72,601.22	16,529	1,817	18,346
	Johnson	X		\$13,453.25	\$1,526.04	\$14,979.29	2,795	0	2,795
	Massac	X		\$34,179.75	\$0.00	\$34,179.75	3,623	1,546	5,169
	Pope		X	\$3,602.32	\$0.00	\$3,602.32	210	0	210
	Pulaski	X		\$5,253.59	\$575.11	\$5,828.70	1,375	0	1,375
	Saline		X	\$74,313.39	\$0.00	\$74,313.39	14,993	52	15,045
	Union	X		\$11,141.20	\$1,380.52	\$12,521.72	4,289	269	4,558
	Williamson	X		\$199,515.61	\$7,290.63	\$206,806.24	18,080	0	18,080
<b>1st Circuit Total</b>				<b>\$416,696.46</b>	<b>\$11,420.80</b>	<b>\$428,117.26</b>	<b>65,333</b>	<b>4,785</b>	<b>70,118</b>
2nd	Crawford	X		\$24,594.05	\$3,795.79	\$28,389.84	1,314	899	2,213
	Edwards		X	\$14,937.92	\$536.52	\$15,474.44	1,242	293	1,535
	Franklin	X		\$47,653.28	\$1,622.12	\$49,275.40	10,331	40	10,371
	Gallatin	X		\$9,180.15	\$126.47	\$9,306.62	745	12	757
	Hamilton	X		\$9,496.90	\$0.00	\$9,496.90	450	409	859
	Hardin	X		\$9,806.89	\$62.58	\$9,869.47	840	0	840
	Jefferson	X		\$41,586.15	\$1,215.79	\$42,801.94	3,054	48	3,102
	Lawrence	X		\$11,942.36	\$119.50	\$12,061.86	1,132	0	1,132
	Richland	X		\$13,715.97	\$27.50	\$13,743.47	2,030	29	2,059
	Wabash	X		\$1,603.73	\$0.00	\$1,603.73	703	204	907
	Wayne		X	\$26,249.12	\$453.37	\$26,702.49	2,809	275	3,084
	White	X		\$12,885.26	\$501.66	\$13,386.92	1,371	15	1,386
<b>2nd Circuit Total</b>				<b>\$223,651.78</b>	<b>\$8,461.30</b>	<b>\$232,113.08</b>	<b>26,021</b>	<b>2,224</b>	<b>28,245</b>
3rd	Bond	X		\$27,278.79	\$0.00	\$27,278.79	479	715	1,194
	Madison	X		\$70,140.59	\$12,159.72	\$82,300.31	35,409	819	36,228
<b>3rd Circuit Total</b>				<b>\$97,419.38</b>	<b>\$12,159.72</b>	<b>\$109,579.10</b>	<b>35,888</b>	<b>1,534</b>	<b>37,422</b>
4th	Christian		X	\$60,838.69	\$2,380.93	\$63,219.62	5,169	0	5,169
	Clay	X		\$33,221.97	\$813.35	\$34,035.32	3,320	1,055	4,375
	Clinton	X		\$133,292.76	\$1,383.10	\$134,675.86	1,544	818	2,362
	Effingham	X		\$19,296.61	\$2,383.44	\$21,680.05	6,728	2,143	8,871
	Fayette	X		\$38,690.18	\$611.99	\$39,302.17	923	50	973
	Jasper	X		\$24,889.95	\$1,900.95	\$26,790.90	1,860	1,029	2,889
	Marion	X		\$73,918.05	\$5,065.43	\$78,983.48	17,150	2,653	19,803
	Montgomery	X		\$19,924.48	\$4,665.11	\$24,589.59	6,143	577	6,720
	Shelby	X		\$18,994.34	\$3,790.13	\$22,784.47	2,990	702	3,692
<b>4th Circuit Total</b>				<b>\$423,067.03</b>	<b>\$22,994.43</b>	<b>\$446,061.46</b>	<b>45,792</b>	<b>8,987</b>	<b>54,779</b>
5th	Clark		X	\$15,341.44	\$0.00	\$15,341.44	2,510	692	3,202
	Coles		X	\$62,718.07	\$9,460.30	\$72,178.37	22,122	2,036	24,158
	Cumberland	X		\$8,767.87	\$0.00	\$8,767.87			
	Edgar		X	\$45,949.55	\$3,043.52	\$48,993.07	2,149	116	2,265
	Vermilion	X		\$107,493.59	\$0.00	\$107,493.59	120,143	4,991	125,134
<b>5th Circuit Total</b>				<b>\$240,270.52</b>	<b>\$12,503.82</b>	<b>\$252,774.34</b>	<b>144,796</b>	<b>7,768</b>	<b>152,564</b>
6th	Champaign		X	\$136,139.13	\$12,173.71	\$148,312.84	101,316	3,010	104,326
	De Witt	X		\$18,734.11	\$2,592.27	\$21,326.38	194	0	194
	Douglas	X		\$9,691.34	\$897.52	\$10,588.86	1,429	135	1,564
	Macon	X		\$137,930.41	\$18,808.95	\$156,739.36	2,335	2,594	4,929
	Moultrie	X		\$19,652.99	\$0.00	\$19,652.99	1,785	464	2,249
	Piatt	X		\$18,430.00	\$750.00	\$19,180.00	1,329	968	2,297
<b>6th Circuit Total</b>				<b>\$340,577.98</b>	<b>\$35,222.45</b>	<b>\$375,800.43</b>	<b>108,388</b>	<b>7,171</b>	<b>115,559</b>

**RESTITUTION AND PUBLIC COMMUNITY SERVICE REPORT**  
(Calendar Year 1992)

Circuit	County	CY	FY	Restitution Collected From Adults	Restitution Collected From Juveniles	Total Restitution Collected	Adult Public/Comm Service Performed	Juvenile Public/Comm Service Performed	Total Hours Performed
7th	Greene		X	\$5,513.50	\$0.00	\$5,513.50	1,987	168	2,155
	Jersey		X	\$48,449.01	\$592.00	\$49,041.01	4,592	412	5,004
	Macoupin	X		\$37,516.98	\$7,563.40	\$45,080.38	3,404	852	4,256
	Morgan		X	\$50,936.09	\$2,401.96	\$53,338.05	854	1,177	2,031
	Sangamon Adult	X		\$274,860.00	\$0.00	\$274,860.00	13,367	—	13,367
	Sangamon Juven.	X		—	\$18,450.54	\$18,450.54	—	792	792
	Scott		X	\$2,147.74	\$0.00	\$2,147.74	160	122	282
<b>7th Circuit Total</b>				<b>\$419,423.32</b>	<b>\$29,007.90</b>	<b>\$448,431.22</b>	<b>24,399</b>	<b>3,563</b>	<b>27,962</b>
8th	Adams		X	\$128,108.98	\$0.00	\$128,108.98	10,422	394	10,816
	Brown		X	\$6,191.58	\$0.00	\$6,191.58	359	31	390
	Calhoun	X		\$6,949.37	\$0.00	\$6,949.37	1,043	480	1,523
	Cass	X		\$29,783.02	\$0.00	\$29,783.02	440	0	440
	Mason	X		\$24,668.74	\$3,701.79	\$28,370.53	977	762	1,739
	Menard		X	\$9,349.39	\$0.00	\$9,349.39	108	406	514
	Pike	X		\$11,090.72	\$3,489.22	\$14,579.94	960	206	1,166
	Schuyler		X	\$7,316.95	\$773.90	\$8,090.85	511	147	658
<b>8th Circuit Total</b>				<b>\$223,458.75</b>	<b>\$7,964.91</b>	<b>\$231,423.66</b>	<b>14,949</b>	<b>2,446</b>	<b>17,395</b>
9th	Fulton	X	X	\$29,017.41	\$3,620.85	\$32,638.26	3,711	180	3,891
	Hancock		X	\$19,153.03	\$1,550.83	\$20,703.86	923	875	1,798
	Henderson		X	\$4,933.09	\$450.82	\$5,383.91	381	152	533
	Knox	X		\$72,780.35	\$2,868.83	\$75,649.18	4,871	562	5,433
	McDonough		X	\$44,385.30	\$3,353.69	\$47,738.99	2,364	50	2,414
	Warren	X		\$57,616.90	\$5,051.31	\$62,668.21	1,369	2,046	3,415
<b>9th Circuit Total</b>				<b>\$227,886.08</b>	<b>\$16,896.33</b>	<b>\$244,782.41</b>	<b>13,619</b>	<b>3,865</b>	<b>17,484</b>
10th	Marshall		X	\$12,720.24	\$2,000.00	\$14,720.24	580	425	1,005
	Peoria	X		\$126,676.93	\$6,617.63	\$133,294.56	67,847	611	68,458
	Putman		X	\$4,127.90	\$2,472.65	\$6,600.55	867	120	987
	Stark		X	\$10,895.02	\$4,400.00	\$15,295.02	270	770	1,040
	Tazwell		X	\$53,121.26	\$6,187.50	\$59,308.76	11,836	1,524	13,360
<b>10th Circuit Total</b>				<b>\$207,541.35</b>	<b>\$21,677.78</b>	<b>\$229,219.13</b>	<b>81,400</b>	<b>3,450</b>	<b>84,850</b>
11th	Ford		X	\$10,547.00	\$0.00	\$10,547.00	4,261	990	5,251
	Livingston	X		\$55,975.48	\$9,956.41	\$65,931.89	4,060	965	5,025
	Logan	X		\$66,136.94	\$0.00	\$66,136.94	3,335	2,209	5,544
	McLean	X		\$162,100.00	\$21,218.00	\$183,318.00	21,700	731	22,431
	Woodford	X		\$36,700.00	\$3,900.00	\$40,600.00	4,473	988	5,461
<b>11th Circuit Total</b>				<b>\$331,459.42</b>	<b>\$35,074.41</b>	<b>\$366,533.83</b>	<b>37,829</b>	<b>5,883</b>	<b>43,712</b>
12th	Will	X		\$159,917.63	\$36,722.02	\$196,639.65	6,878	6,833	13,711
<b>12th Circuit Total</b>				<b>\$159,917.63</b>	<b>\$36,722.02</b>	<b>\$196,639.65</b>	<b>6,878</b>	<b>6,833</b>	<b>13,711</b>
13th	Bureau	X		\$99,502.05	\$12,638.31	\$112,140.36	297	297	594
	Grundy	X		\$63,262.38	\$2,611.85	\$65,874.23	164	215	379
	La Salle	X		\$128,649.84	\$7,238.30	\$135,888.14	1,774	213	1,987
<b>13th Circuit Total</b>				<b>\$291,414.27</b>	<b>\$22,488.46</b>	<b>\$313,902.73</b>	<b>2,235</b>	<b>725</b>	<b>2,960</b>
14th	Henry	X		\$124,355.35	\$6,345.01	\$130,700.36	0	0	0
	Mercer		X	\$39,325.75	\$80.00	\$39,405.75	2,476	525	3,001
	Rock Island	X		\$116,643.21	\$7,634.93	\$124,278.14	6,804	2,285	9,089
	Whiteside	X		\$105,494.36	\$4,981.58	\$110,475.94	22,499	4,705	27,204
<b>14th Circuit Total</b>				<b>\$385,818.67</b>	<b>\$19,041.52</b>	<b>\$404,860.19</b>	<b>24,975</b>	<b>5,230</b>	<b>30,205</b>

**RESTITUTION AND PUBLIC COMMUNITY SERVICE REPORT**  
**(Calendar Year 1992)**

Circuit	County	CY	FY	Restitution Collected From Adults	Restitution Collected From Juveniles	Total Restitution Collected	Adult Public/Comm Service Performed	Juvenile Public/Comm Service Performed	Total Hours Performed
15th	Carroll		X	\$27,389.00	\$2,239.00	\$29,628.00	622	260	882
	Jo Daviess	X		\$26,398.40	\$1,576.13	\$27,974.53	490	963	1,453
	Lee		X	\$43,091.09	\$6,739.32	\$49,830.41	6,816	1,053	7,869
	Ogle	X		\$41,594.26	\$5,809.53	\$47,403.79	8,591	809	9,400
	Stephenson		X	\$144,708.43	\$6,299.94	\$151,008.37	7,580	1,459	9,039
<b>15th Circuit Total</b>				<b>\$283,181.18</b>	<b>\$22,663.92</b>	<b>\$305,845.10</b>	<b>24,099</b>	<b>4,544</b>	<b>28,643</b>
16th	De Kalb		X	\$120,478.78	\$8,804.64	\$129,283.42	16,724	1,307	18,031
	Kane		X	\$213,953.06	\$34,489.43	\$248,442.49	99,066	3,850	102,916
	Kendall		X	\$44,876.84	\$0.00	\$44,876.84	2,756	0	2,756
<b>16th Circuit Total</b>				<b>\$379,308.68</b>	<b>\$43,294.07</b>	<b>\$422,602.75</b>	<b>118,546</b>	<b>5,157</b>	<b>123,703</b>
17th	Boone	X		\$28,310.27	\$5,205.83	\$33,516.10	2,398	1,175	3,573
	Winnebago		X	\$250,549.84	\$22,631.13	\$273,180.97	37,240	12,579	49,819
<b>17th Circuit Total</b>				<b>\$278,860.11</b>	<b>\$27,836.96</b>	<b>\$306,697.07</b>	<b>39,638</b>	<b>13,754</b>	<b>53,392</b>
18th	Du Page	X		\$617,775.73	\$47,204.03	\$664,979.76	97,838	0	97,838
<b>18th Circuit Total</b>				<b>\$617,775.73</b>	<b>\$47,204.03</b>	<b>\$664,979.76</b>	<b>97,838</b>	<b>0</b>	<b>97,838</b>
19th	Lake	X		\$613,963.11	\$142,255.00	\$756,218.11	133,318	6,209	139,527
	McHenry		X	\$179,789.00	\$38,554.13	\$218,343.13	40,721	6,160	46,881
<b>19th Circuit Total</b>				<b>\$793,752.11</b>	<b>\$180,809.13</b>	<b>\$974,561.24</b>	<b>174,039</b>	<b>12,369</b>	<b>186,408</b>
20th	Monroe	X		\$7,904.00	\$0.00	\$7,904.00	283	32	315
	Perry		X	\$22,163.00	\$0.00	\$22,163.00	1,240	844	2,084
	Randolph		X	\$55,467.00	\$0.00	\$55,467.00	460	1,571	2,031
	St. Clair		X	\$51,958.00	\$1,500.00	\$53,458.00	45,574	1,398	46,972
	Washington		X	\$30,120.00	\$0.00	\$30,120.00	355	56	411
<b>20th Circuit Total</b>				<b>\$167,612.00</b>	<b>\$1,500.00</b>	<b>\$169,112.00</b>	<b>47,912</b>	<b>3,901</b>	<b>51,813</b>
21st	Iroquois		X	\$60,876.64	\$6,843.10	\$67,719.74	2,609	994	3,603
	Kankakee		X	\$9,727.14	\$1,655.12	\$11,382.26	5,136	149	5,285
<b>21st Circuit Total</b>				<b>\$70,603.78</b>	<b>\$8,498.22</b>	<b>\$79,102.00</b>	<b>7,745</b>	<b>1,143</b>	<b>8,888</b>
<b>Downstate</b>				<b>\$6,579,696.23</b>	<b>\$623,442.18</b>	<b>\$7,203,138.41</b>	<b>1,146,721</b>	<b>106,498</b>	<b>1,253,219</b>
Cook Adult		X		\$1,376,515.32	—	\$1,376,515.32	225,280	--	225,280
Cook Juvenile			X	\$0.00	\$119,866.00	\$119,866.00	--	18,530	18,530
Cook Social Service			X	\$490,779.79	—	\$490,779.79	595,786	--	595,786
<b>Cook County Total</b>				<b>\$1,867,295.11</b>	<b>\$119,866.00</b>	<b>\$1,987,161.11</b>	<b>821,066</b>	<b>18,530</b>	<b>839,596</b>
<b>State Total</b>				<b>\$8,446,991.34</b>	<b>\$743,308.18</b>	<b>\$9,190,299.52</b>	<b>1,967,787</b>	<b>125,028</b>	<b>2,092,815</b>



# APPENDICES

## VIII



# **APPENDIX A**

## **ILLINOIS CONSTITUTION OF 1970**

### **ARTICLE VI - THE JUDICIARY**

#### **Section 1. Courts**

The judicial power is vested in a Supreme Court, an Appellate Court and Circuit Courts.

#### **Section 2. Judicial Districts**

The State is divided into five Judicial Districts for the selection of Supreme and Appellate Court Judges. The First Judicial District consists of Cook County. The remainder of the State shall be divided by law into four Judicial Districts of substantially equal population, each of which shall be compact and composed of contiguous counties.

#### **Section 3. Supreme Court - Organization**

The Supreme Court shall consist of seven Judges. Three shall be selected from the First Judicial District and one from each of the other Judicial Districts. Four Judges constitute a quorum and the concurrence of four is necessary for a decision. Supreme Court Judges shall select a Chief Justice from their number to serve for a term of three years.

#### **Section 4. Supreme Court - Jurisdiction**

(a) The Supreme Court may exercise original jurisdiction in cases relating to revenue, mandamus, prohibition or habeas corpus and as may be necessary to the complete determination of any case on review.

(b) Appeals from judgments of Circuit Courts imposing a sentence of death shall be directed to the Supreme Court as a matter of right. The Supreme Court shall provide by rule for direct appeal in other cases.

(c) Appeals from the Appellate Court to the Supreme Court are a matter of right if a question under the Constitution of the United States or of this State arises for the first time in and as a result of the action of the Appellate Court, or if a division of the Appellate Court certifies that a case decided by it involves a question of such importance that the case should be decided by the Supreme Court. The

Supreme Court may provide by rule for appeals from the Appellate Court in other cases.

#### **Section 5. Appellate Court - Organization**

The number of Appellate Judges to be selected from each Judicial District shall be provided by law. The Supreme Court shall prescribe by rule the number of Appellate divisions in each Judicial District. Each Appellate division shall have at least three judges. Assignments to divisions shall be made by the Supreme Court. A majority of a division constitutes a quorum and the concurrence of a majority of the division is necessary for a decision. There shall be at least one division in each Judicial District and each division shall sit at times and places prescribed by rules of the Supreme Court.

#### **Section 6. Appellate Court - Jurisdiction**

Appeals from final judgments of a Circuit Court are a matter of right to the Appellate Court in the Judicial District in which the Circuit Court is located except in cases appealable directly to the Supreme Court and except that after a trial on the merits in a criminal case, there shall be no appeal from a judgment of acquittal. The Supreme Court may provide by rule for appeals to the Appellate Court from other than final judgments of Circuit Courts. The Appellate Court may exercise original jurisdiction when necessary to the complete determination of any case on review. The Appellate Court shall have such powers of direct review of administrative action as provided by law.

#### **Section 7. Judicial Circuits**

(a) The State shall be divided into Judicial Circuits consisting of one or more counties. The First Judicial District shall constitute a Judicial Circuit. The Judicial Circuits within the other Judicial Districts shall be as provided by law. Circuits composed of more than one county shall be compact and of contiguous counties. The General Assembly by law may provide for the division of a circuit for the purpose of selection of Circuit Judges and for the selection of Circuit Judges from the circuit at large.

(b) Each Judicial Circuit shall have one Circuit Court with such number of Circuit Judges as provided by law. Unless otherwise provided by law, there shall be at least one Circuit Judge from each county. In the First Judicial District, unless otherwise provided by law, Cook County, Chicago, and the area outside of Chicago shall be separate units for the selection of Circuit Judges, with at least twelve chosen at large from the area outside Chicago and at least thirty-six chosen at large from Chicago.

(c) Circuit Judges in each circuit shall select by secret ballot a Chief Judge from their number to serve at their pleasure. Subject to the authority of the Supreme Court, the Chief Judge shall have general administrative authority over his court, including authority to provide for divisions, general or specialized, and for appropriate times and places of holding court.

#### **Section 8. Associate Judges**

Each Circuit Court shall have such number of Associate Judges as provided by law. Associate Judges shall be appointed by the Circuit Judges in each circuit as the Supreme Court shall provide by rule. In the First Judicial District, unless otherwise provided by law, at least one-fourth of the Associate Judges shall be appointed from, and reside, outside Chicago. The Supreme Court shall provide by rule for matters to be assigned to Associate Judges.

#### **Section 9. Circuit Courts - Jurisdiction**

Circuit Courts shall have original jurisdiction of all justiciable matters except when the Supreme Court has original and exclusive jurisdiction relating to redistricting of the General Assembly and to the ability of the Governor to serve or resume office. Circuit Courts shall have such power to review administrative action as provided by law.

#### **Section 10. Terms of Office**

The terms of office of Supreme and Appellate Court Judges shall be ten years; of Circuit Judges, six years; and of Associate Judges, four years.

#### **Section 11. Eligibility for Office**

No person shall be eligible to be a Judge or Associate Judge unless he is a United States citizen, a licensed attorney-at-law of this State, and a resident of the unit which selects him. No change in the boundaries of a unit shall affect the tenure in office of

a Judge or Associate Judge incumbent at the time of such change.

#### **Section 12. Election and Retention**

(a) Supreme, Appellate and Circuit Judges shall be nominated at primary elections or by petition. Judges shall be elected at general or judicial elections as the General Assembly shall provide by law. A person eligible for the office of Judge may cause his name to appear on the ballot as a candidate for Judge at the primary and at the general or judicial elections by submitting petitions. The General Assembly shall prescribe by law the requirements for petitions.

(b) The office of a Judge shall be vacant upon his death, resignation, retirement, removal, or upon the conclusion of his term without retention in office. Whenever an additional Appellate or Circuit Judge is authorized by law, the office shall be filled in the manner provided for filling a vacancy in that office.

(c) A vacancy occurring in the office of Supreme, Appellate or Circuit Judge shall be filled as the General Assembly may provide by law. In the absence of a law, vacancies may be filled by appointment by the Supreme Court. A person appointed to fill a vacancy 60 or more days prior to the next primary election to nominate Judges shall serve until the vacancy is filled for a term at the next general or judicial election. A person appointed to fill a vacancy less than 60 days prior to the next primary election to nominate Judges shall serve until the vacancy is filled at the second general or judicial election following such appointment.

(d) Not less than six months before the general election preceding the expiration of his term of office, a Supreme, Appellate or Circuit Judge who has been elected to that office may file in the office of the Secretary of State a declaration of candidacy to succeed himself. The Secretary of State, not less than 63 days before the election, shall certify the Judge's candidacy to the proper election officials. The names of Judges seeking retention shall be submitted to the electors, separately and without party designation, on the sole question whether each Judge shall be retained in office for another term. The retention elections shall be conducted at general elections in the appropriate Judicial District, for Supreme and Appellate Judges, and in the circuit for Circuit Judges. The affirmative vote of three-fifths of the electors voting on the question shall elect the

Judge to the office for a term commencing on the first Monday in December following his election.

(e) A law reducing the number of Appellate or Circuit Judges shall be without prejudice to the right of the Judges affected to seek retention in office. A reduction shall become effective when a vacancy occurs in the affected unit.

### **Section 13. Prohibited Activities**

(a) The Supreme Court shall adopt rules of conduct for Judges and Associate Judges.

(b) Judges and Associate Judges shall devote full time to judicial duties. They shall not practice law, hold a position of profit, hold office under the United States or this State or unit of local government or school district or in a political party. Service in the State militia or armed forces of the United States for periods of time permitted by rule of the Supreme Court shall not disqualify a person from serving as a Judge or Associate Judge.

### **Section 14. Judicial Salaries And Expenses - Fee Officers Eliminated**

Judges shall receive salaries provided by law which shall not be diminished to take effect during their terms of office. All salaries and such expenses as may be provided by law shall be paid by the State, except that Appellate, Circuit and Associate Judges shall receive such additional compensation from counties within their district or circuit as may be provided by law. There shall be no fee officers in the judicial system.

### **Section 15. Retirement - Discipline**

(a) The General Assembly may provide by law for the retirement of Judges and Associate Judges at a prescribed age. Any retired Judge or Associate Judge, with his consent, may be assigned by the Supreme Court to judicial service for which he shall receive the applicable compensation in lieu of retirement benefits. A retired Associate Judge may be assigned only as an Associate Judge.

(b) A Judicial Inquiry Board is created. The Supreme Court shall select two Circuit Judges as members and the Governor shall appoint four persons who are not lawyers and three lawyers as members of the Board. No more than two of the lawyers and two of the non-lawyers appointed by the Governor shall be members of the same political

party. The terms of Board members shall be four years. A vacancy on the Board shall be filled for a full term in the manner the original appointment was made. No member may serve on the Board more than eight years.

(c) The Board shall be convened permanently, with authority to conduct investigations, receive or initiate complaints concerning a Judge or Associate Judge and file complaints with the Courts Commission. The Board shall not file a complaint unless five members believe that a reasonable basis exists (1) to charge the Judge or Associate Judge with willful misconduct in office, persistent failure to perform his duties, or other conduct that is prejudicial to the administration of justice or that brings the judicial office into disrepute, or (2) to charge that the Judge or Associate Judge is physically or mentally unable to perform his duties. All proceedings of the Board shall be confidential except the filing of a complaint with the Courts Commission. The Board shall prosecute the complaint.

(d) The Board shall adopt rules governing its procedures. It shall have subpoena power and authority to appoint and direct its staff. Members of the Board who are not Judges shall receive per diem compensation and necessary expenses; members who are Judges shall receive necessary expenses only. The General Assembly by law shall appropriate funds for the operation of the Board.

(e) A Courts Commission is created consisting of one Supreme Court Judge selected by that Court, who shall be its chairman, two Appellate Court Judges selected by that Court, and two Circuit Judges selected by the Supreme Court. The Commission shall be convened permanently to hear complaints filed by the Judicial Inquiry Board. The Commission shall have authority after notice and public hearing, (1) to remove from office, suspend without pay, censure or reprimand a Judge or Associate Judge for willful misconduct in office, persistent failure to perform his duties, or other conduct that is prejudicial to the administration of justice or that brings the judicial office into disrepute, or (2) to suspend, with or without pay, or retire a Judge or Associate Judge who is physically or mentally unable to perform his duties.

(f) The concurrence of three members of the Commission shall be necessary for a decision. The decision of the Commission shall be final.

(g) The Commission shall adopt rules governing its procedures and shall have power to issue subpoenas. The General Assembly shall provide by law for the expenses of the Commission.

#### **Section 16. Administration**

General administrative and supervisory authority over all courts is vested in the Supreme Court and shall be exercised by the Chief Justice in accordance with its rules. The Supreme Court shall appoint an administrative director and staff, who shall serve at its pleasure, to assist the Chief Justice in his duties. The Supreme Court may assign a Judge temporarily to any court and an Associate Judge to serve as an Associate Judge on any Circuit Court. The Supreme Court shall provide by rule for expeditious and inexpensive appeals.

#### **Section 17. Judicial Conference**

The Supreme Court shall provide by rule for an annual judicial conference to consider the work of the courts and to suggest improvements in the administration of justice and shall report thereon annually in writing to the General Assembly not later than January 31.

#### **Section 18. Clerks of Courts**

(a) The Supreme Court and the Appellate Court Judges of each Judicial District, respectively, shall appoint a clerk and other nonjudicial officers for their Court or District.

(b) The General Assembly shall provide by law for the election, or for the appointment by Circuit Judges, of clerks and other nonjudicial officers of the Circuit Courts and for their terms of office and removal for cause.

(c) The salaries of clerks and other nonjudicial officers shall be as provided by law.

#### **Section 19. State's Attorneys - Selection, Salary**

A State's Attorney shall be elected in each county in 1972 and every fourth year thereafter for a four year term. One State's Attorney may be elected to serve two or more counties if the governing boards of such counties so provide and a majority of the electors of each county voting on the issue approve. A person shall not be eligible for the office of State's Attorney unless he is a United States citizen and a licensed attorney-at-law of this State. His salary shall be provided by law.

## **APPENDIX B**

### **JUDICIAL SALARY STRUCTURE**

Supreme Court Justices — \$100,681

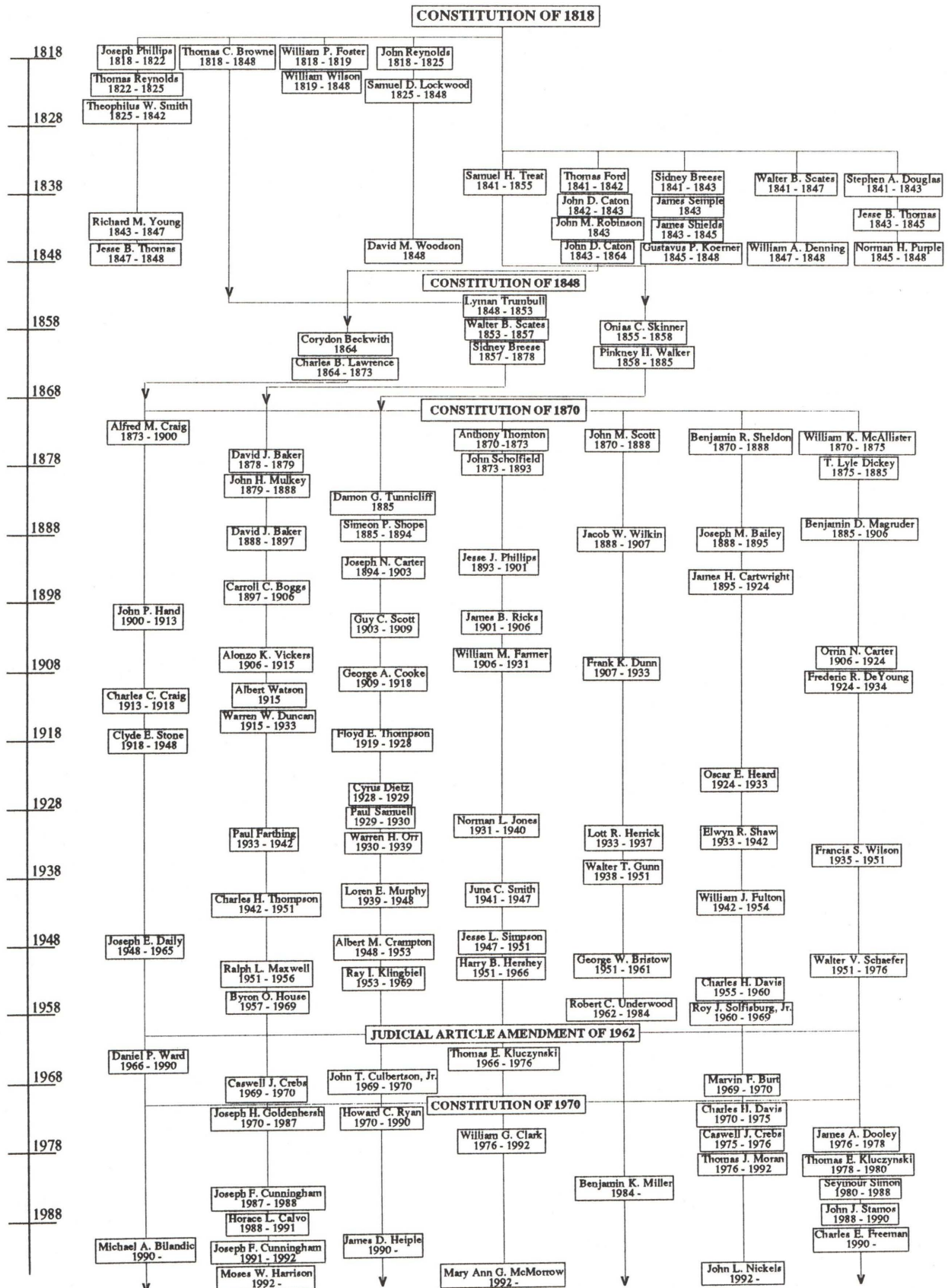
Appellate Court Judges — \$94,758

Circuit Court Judges — \$86,966

Associate Judges — \$81,044

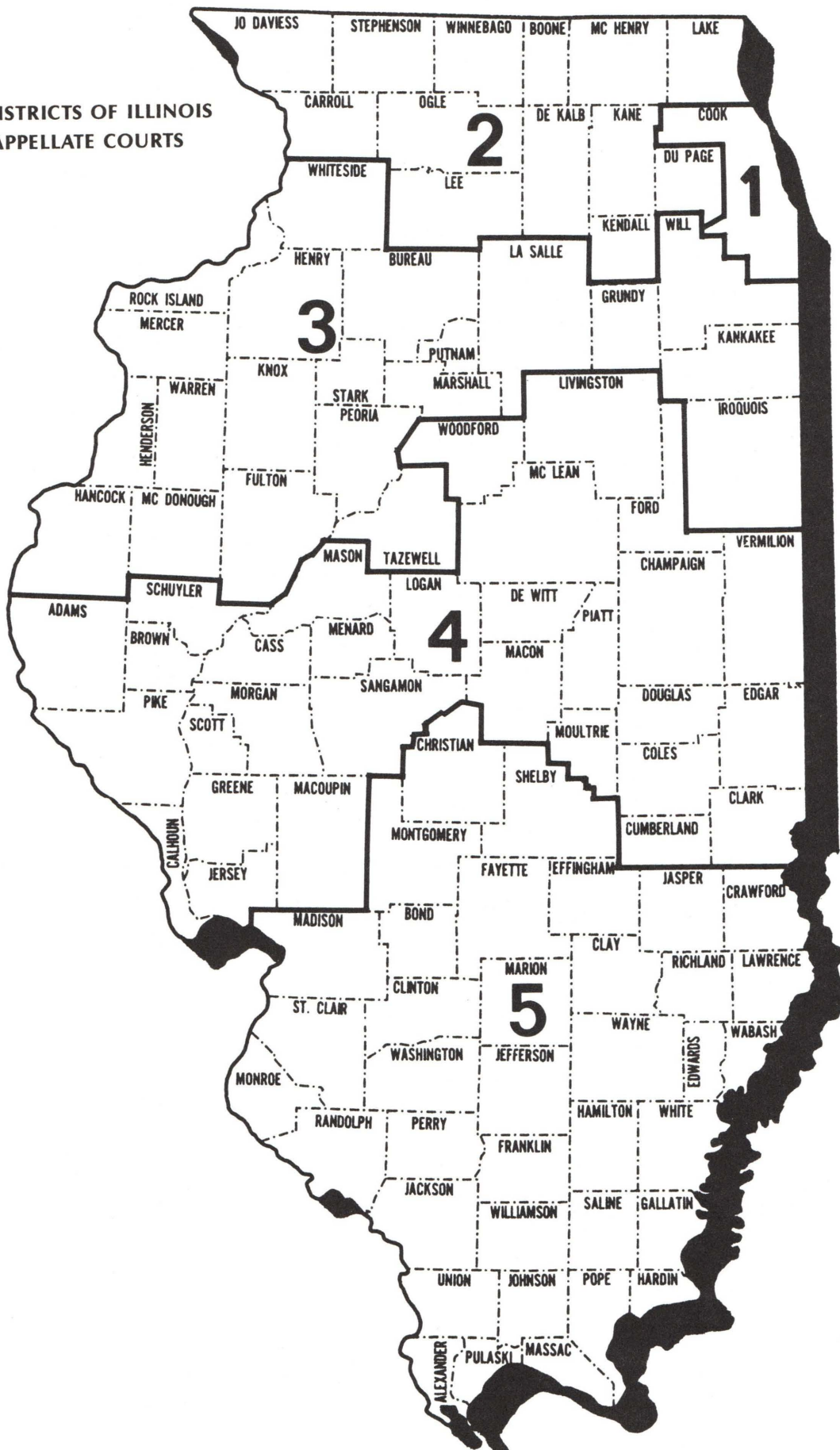
# APPENDIX C

## GENEALOGY OF JUDGES OF THE ILLINOIS SUPREME COURT

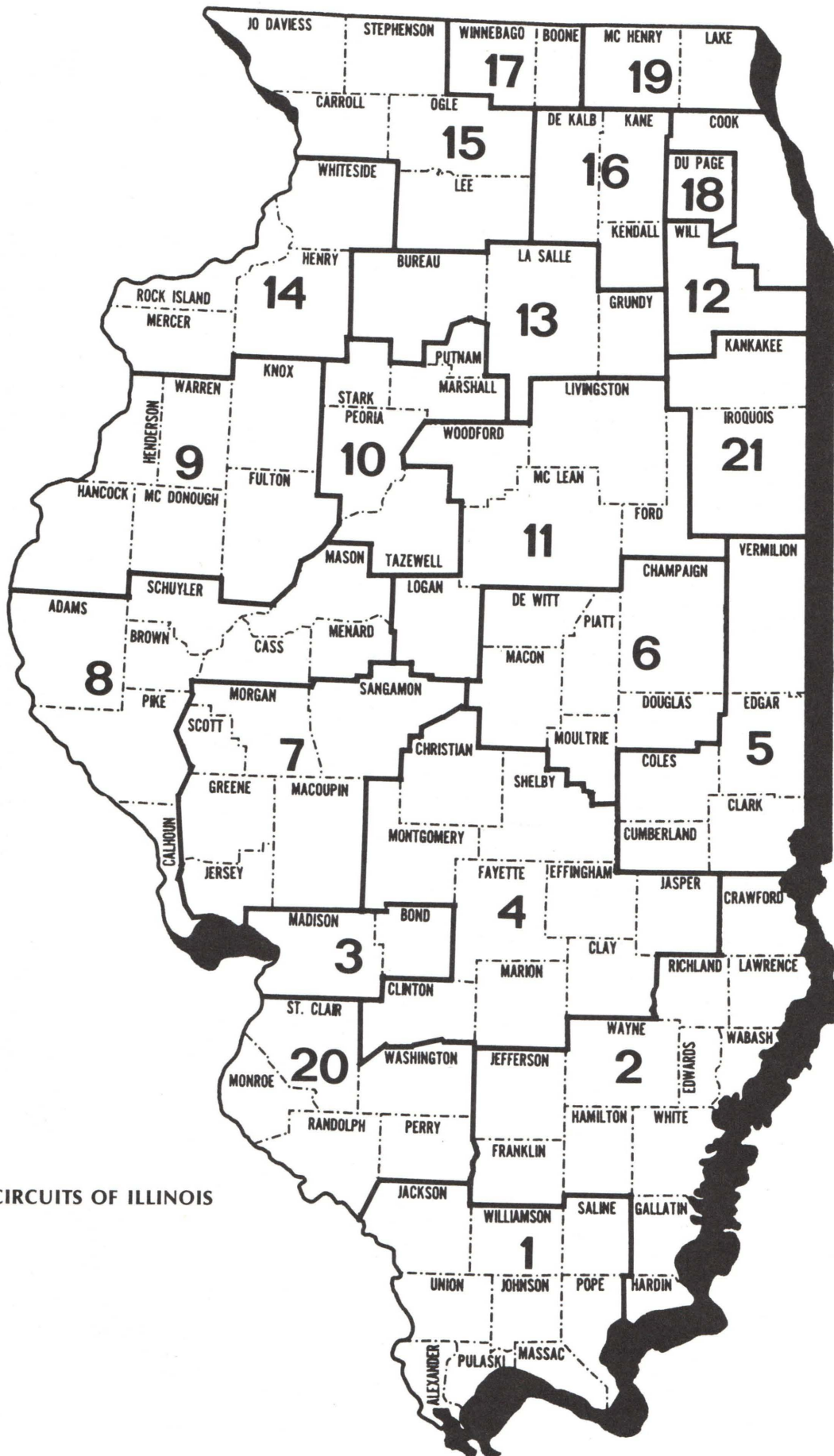


## APPENDIX D

### THE JUDICIAL DISTRICTS OF ILLINOIS SUPREME AND APPELLATE COURTS



# APPENDIX E



JUDICIAL CIRCUITS OF ILLINOIS

**THE ILLINOIS JUDICIAL SYSTEM**

**SUPREME COURT**  
7 Justices  
Chief Justice  
Supreme Court Clerk

**APPELLATE COURT**  
(Five Judicial Districts)  
18 Judges in 1st District  
6 Judges each in the 2nd, 3rd and 5th Districts  
4 Judges in 4th District  
Appellate Court Clerk (5)  
Chief Judge (22)

**Circuit Courts**  
(22)  
Circuit Judges - Associate Judges  
Circuit Court Clerk (102)

**Administrative Office of the Illinois Courts**

**Courts Commission\***  
**Judicial Inquiry Board\***

**Annual Judicial Conference**  
"to consider the work of the courts and to suggest improvements in the administration of justice"

**Attorney Registration and Disciplinary Commission**

**Board of Law Examiners**  
**Committee on Character and Fitness**

**LEGEND**  
— General route of appeal  
- - - Limited right of direct appeal  
— Route of administration

\* The Courts Commission and the Judicial Inquiry Board are separate constitutional bodies.

\* The Courts Commission and the Judicial Inquiry Board are separate constitutional bodies.

Attorney Registration and  
Disciplinary Commission

Board of Law  
Examiners

---

Committee on  
Character and Fitness

**LEGEND**

### General route of appeal

Limited right of direct appeal

### Route of administration

## APPENDIX F

