

ILLINOIS COURTS

2020
STATISTICAL SUMMARY

ACKNOWLEDGMENTS

The Administrative Office of the Illinois Courts gratefully acknowledges and sincerely appreciates the efforts of the clerks of the circuit, appellate, and supreme courts, and probation managers throughout the state for their contributions to this summary. Over 2,800 reports were prepared and submitted to the Administrative Office by the various clerks and probation managers.

For more detailed information, or for information which does not appear in this publication, the reader is directed to the clerk of the appropriate court or probation manager.

A note on 2020 statistics: The year 2020 posed unique challenges for the world at large, and the courts were no different. Illinois courts didn't close, but some proceedings – especially jury trials – were necessarily paused due to the COVID-19 pandemic. The move to virtual hearings in many jurisdictions abated some concerns about delaying justice, but the combined effect of limited jury trials due to social distancing and the necessary tolling of speedy trial provisions slowed court processes significantly.

In light of the foregoing, there is an expected divergence between number of new cases filed and cases disposed in a number of areas of law. This divergence is reflected in the graphs and charts included in this year's statistical summary. It is hoped that such a universal aberration will become just another part of statistical history.

TABLE OF CONTENTS

- i** Title Page
- ii** Acknowledgments
- iii** Contents

CIRCUIT COURTS OF ILLINOIS

- 6** Map of Judicial Circuits of Illinois
- 7** Directory of Circuit Clerks of Illinois
- 13** Graphical Presentation of Five-Year Trends
Total Caseload and Selected Case Categories
 - 14** Definition of Case Categories
 - 17** Circuit Courts of Illinois five-year trends graphs
- 22** Caseload, Clearance Rate and Statistical Records of Circuit Courts of Illinois
 - 23** Caseload Summaries by Circuit
 - 24** Case Filing Ratio: Judge/Population
 - 25** Clearance Rates by Circuit and Case Category - Five-Year Trends
 - 31** Civil and Domestic Relations Caseload Statistics by County
 - 45** Criminal and Quasi-Criminal Caseload Statistics by County
 - 59** Juvenile Caseload Statistics by County
 - 73** Age of Pending Cases by Case Category Downstate Circuits
 - 74** Law Case Dispositions by Circuit
 - 75** Law Case Dispositions by County
 - 78** Time Lapse: Case Filing to Date of Verdict by Circuit; All Law Jury Verdicts
 - 79** Time Lapse: Case Filing to Date of Verdict by County; All Law Jury Verdicts
 - 82** Felony Dispositions and Sentences by Circuit
 - 85** Felony Dispositions and Sentences by County
 - 88** Financial Summary of the Circuit Courts of Illinois
 - 89** Circuit Clerk Fees and Other Revenue by County
 - 92** Circuit Clerk Cost Of Operating by County
 - 95** Circuit Clerk Disbursement of Funds by County
 - 95** Fines, Penalties, Assessments and Forfeitures
 - 110** Fees of Others
 - 116** Miscellaneous Disbursements
 - 122** Mandatory Arbitration
 - 123** Mandatory Arbitration Program Statistics
 - 124** Mandatory Arbitration Circuit Caseload
 - 133** Mandatory Arbitration Program Statistics
 - 134** Adult and Juvenile Probation and Supervised Pretrial Release
 - 135** Abbreviations
 - 136** Active Adult Caseload
 - 139** Statewide Active Adult Caseload Graph
 - 140** Pretrial Eligibility and Release
 - 143** Adult Investigations Report
 - 146** Adult Probation Programs Ordered
 - 149** Statewide Adult Programs Ordered Graph



Compiled and
Published by the
Administrative Office
of the Illinois Courts.

3101 Old Jacksonville
Road Springfield,
Illinois 62704
(217) 558-4490

TABLE OF CONTENTS

| | |
|------------|--|
| 150 | Adult Risk Classification |
| 153 | Adult Risk Classification Graph |
| 154 | Active Juvenile Caseload |
| 157 | Statewide Active Juvenile Caseload Graph |
| 158 | Juvenile Investigations Report |
| 161 | Statewide Juvenile Investigations Graph |
| 162 | Juvenile Risk Classification |
| 165 | Juvenile Risk Classification Graph |
| 166 | Juvenile Petitions Continued Under Supervision/Adjudications |
| 169 | Juvenile Programs Ordered |
| 172 | Juvenile Placements |

APPELLATE COURT OF ILLINOIS

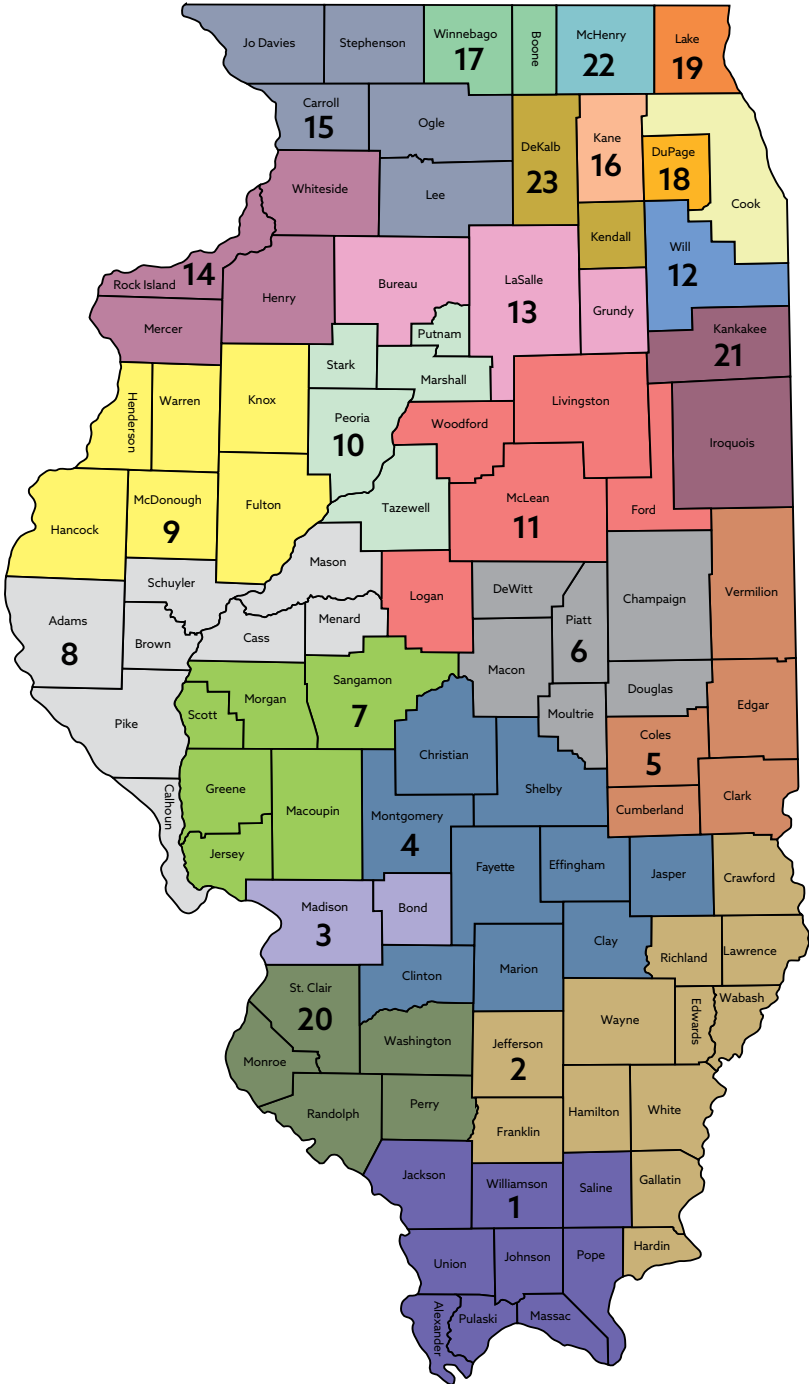
| | |
|------------|---|
| 176 | Map of Appellate and Supreme Court Judicial Districts and Directory of Appellate Clerks |
| 177 | Graphical Presentation of Five-Year Trends Total Caseload and Caseload by District |
| 183 | Caseload and Statistical Records |
| 183 | Caseload Summary by District |
| 184 | Case Dispositions by District |
| 185 | Method of Case Disposition |
| 186 | Time Lapse: Case Filing to Disposition |
| 187 | Time Lapse: Brief Filing to Disposition |
| 188 | Opinions and Rule 23 Orders |

SUPREME COURT OF ILLINOIS

| | |
|------------|--|
| 190 | Caseload and Statistical Records - Five-Year Trends and 2020 Data |
| 190 | Case Filings and Dispositions |
| 192 | Table 1: Summary of Case Filings and Final Dispositions, 2016-2020 |
| 193 | Table 2: Summary of Petitions for Leave to Appeal and/or Appeal as a Matter of Right Under Rules 315/317-General Docket, 2016-2020 |
| 194 | Table 3: Mandatory Jurisdiction Appeals-General Docket, 2016-2020 |
| 194 | Table 4: General Docket, People and Civil Cases, 2016-2020 |
| 195 | Table 5: Summary of the Call of the Docket, 2016-2020 |
| 196 | Table 6: Summary of Opinions, 2016-2020 |
| 196 | Table 7: Summary of Rehearings, 2016-2020 |
| 197 | Table 8: Attorney Disciplinary Cases, Calendar Year 2020 |
| 198 | Figure 1: Filings, 2016-2020 |
| 199 | Figure 2: Petitions for Leave to Appeal Filed as a Percent of Appeals decided by Appellate court Opinion or Rule 23 Order, 2016-2020 |

CIRCUIT COURTS OF ILLINOIS

MAP OF JUDICIAL CIRCUITS OF ILLINOIS



DIRECTORY OF CIRCUIT CLERKS OF ILLINOIS

| COUNTY | CLERK OF THE COURT | MAILING ADDRESS | CITY & ZIP | JUDICIAL CIRCUIT | 2020 EST. U.S. CENSUS | TELEPHONE |
|-----------|--------------------|---------------------------------|-------------------------|------------------|-----------------------|--------------|
| Adams | Lori Geschwandner | 521 Vermont Street | Quincy 62301-2934 | 8 | 64,783 | 217/277-2100 |
| Alexander | Kerri Simmons | 2000 Washington Avenue | Cairo 62914 | 1 | 5,497 | 618/734-0107 |
| Bond | Rex Catron | 200 West College Ave. | Greenville 62246 | 3 | 16,262 | 618/664-3208 |
| Boone | Linda Anderson | 601 North Main St., Suite 303 | Belvidere 61008-2644 | 17 | 52,777 | 815/544-0371 |
| Brown | Rhonda Johnson | 200 Court Street, Room 5 | Mt. Sterling 62353-1233 | 8 | 6,546 | 217/773-2713 |
| Bureau | Dawn Reglin | 700 South Main Street | Princeton 61356-2037 | 13 | 32,303 | 815/872-2001 |
| Calhoun | Yvonne M. Macauley | P.O. Box 486 | Hardin 62047-0486 | 8 | 4,616 | 618/576-2451 |
| Carroll | Patty Hiher | 301 North Main St., P.O. Box 32 | Mt. Carroll 61053-0032 | 15 | 14,241 | 815/244-0230 |
| Cass | Brad Parlier | P.O. Box 203 | Virginia 62691-0203 | 8 | 11,925 | 217/452-7225 |
| Champaign | Susan McGrath | 101 East Main Street | Urbana 61801-2736 | 6 | 209,192 | 217/384-3725 |
| Christian | Julie Mayer | 101 South Main, P.O. Box 617 | Taylorville 62568-0617 | 4 | 32,075 | 217/824-4966 |
| Clark | Ami Shaw | P.O. Box 187 | Marshall 62441-0187 | 5 | 15,268 | 217/826-2811 |
| Clay | Crystal Ballard | 111 Chestnut St., P.O. Box 100 | Louisville 62858-0100 | 4 | 13,079 | 618/665-3523 |
| Clinton | Rod Kloeckner | 850 Fairfax Street | Carlyle 62231-0407 | 4 | 37,398 | 618/594-6615 |
| Coles | Melissa Hurst | 651 Jackson Ave., Room 128 | Charleston 61920 | 5 | 50,383 | 217/348-0516 |
| Cook | Iris Y. Martinez | 50 W. Washington, Suite 1001 | Chicago 60602-1305 | Ck | 5,108,284 | 312/603-5030 |
| Crawford | Angela Reinoehl | P.O. Box 655 | Robinson 62454-0655 | 2 | 18,512 | 618/544-3512 |

DIRECTORY OF CIRCUIT CLERKS OF ILLINOIS

| COUNTY | CLERK OF THE COURT | MAILING ADDRESS | CITY & ZIP | JUDICIAL CIRCUIT | 2020 EST. U.S. CENSUS | TELEPHONE |
|------------|--------------------------|-------------------------------------|---------------------------|------------------|-----------------------|--------------|
| Cumberland | Rhonda M. Wilson | 1 Courthouse Square Room 107 | Toledo 62468-0145 | 5 | 10,649 | 217/849-3601 |
| DeKalb | Lori Grubbs | 133 West State Street | Sycamore 60178-1416 | 23 | 104,491 | 815/895-7138 |
| DeWitt | Michelle R. Van Valey | 201 West Washington | Clinton 61727-0439 | 6 | 15,368 | 217/935-7750 |
| Douglas | Nathan Burton | 401 South Center, P.O. Box 50 | Tuscola 61953-0050 | 6 | 19,510 | 217/253-2352 |
| DuPage | Candice Adams | P.O. Box 707 | Wheaton 60187-0707 | 18 | 917,481 | 630/407-8700 |
| Edgar | Angela R. Barrett | 115 West Court Street, Room M | Paris 61944-1739 | 5 | 16,858 | 217/466-7447 |
| Edwards | Margaret Branum | 50 East Main Street, Suite 7 | Albion 62806-1262 | 2 | 6,356 | 618/445-2016 |
| Effingham | John Niemerg | 120 W. Jefferson Ave., Suite 101 | Effingham 62401- 0586 | 4 | 34,065 | 217/342-4065 |
| Fayette | Kathy Emerick | 221 South 7th St. | Vandalia 62471-2755 | 4 | 21,264 | 618/283-5009 |
| Ford | Kamalen Johnson Anderson | 200 West State | Paxton 60957-0080 | 11 | 12,949 | 217/379-9420 |
| Franklin | Jim Muir | P.O. Box 485 | Benton 62812-0485 | 2 | 38,060 | 618/439-2011 |
| Fulton | Charlene Markley | P.O. Box 152 | Lewistown 61542-0152 | 9 | 33,690 | 309/547-3041 |
| Gallatin | Brittney Capeheart | P.O. Box 249 | Shawneetown 62984-0249 | 2 | 4,793 | 618/269-3140 |
| Greene | Shirley Thornton | 519 Main Street | Carrollton 62016 | 7 | 12,702 | 217/942-3421 |
| Grundy | Corri Trotter | P.O. Box 707 | Morris 60450 | 13 | 50,993 | 815/941-3258 |
| Hamilton | Beth Sandusky | 100 South Jackson Street | McLeansboro 62859 | 2 | 8,084 | 618/643-3224 |
| Hancock | John Neally | P.O. Box 189 | Carthage 62321 | 9 | 17,422 | 217/357-2616 |
| Hardin | Nancy Pennell | P.O. Box 308 | Elizabethtown 62931 | 2 | 3,808 | 618/287-2735 |
| Henderson | Sandra Keane | P.O. Box 546 | Oquawka 61469-0546 | 9 | 6,535 | 309/867-3121 |

DIRECTORY OF CIRCUIT CLERKS OF ILLINOIS

| COUNTY | CLERK OF THE COURT | MAILING ADDRESS | CITY & ZIP | JUDICIAL CIRCUIT | 2020 EST. U.S. CENSUS | TELEPHONE |
|------------|---------------------------|-----------------------------------|--------------------------|------------------|-----------------------|--------------|
| Henry | Terilyn Kuster Motley | 307 West Center | Cambridge 61238 | 14 | 48,411 | 309/937-3496 |
| Iroquois | Lisa K. Hines | 550 South 10th Street | Watseka 60970 | 21 | 26,711 | 815/432-6950 |
| Jackson | Cindy R. Svanda | P.O. Box 730 | Murphysboro 62966 | 1 | 56,675 | 618/687-7300 |
| Jasper | Jamie Blake | 100 West Jourdan Street | Newton 62448-1973 | 4 | 9,465 | 618/783-2524 |
| Jefferson | Randy Pollard, Jr. | P.O. Box 1266 | Mt. Vernon 62864-1266 | 2 | 37,235 | 618/244-8008 |
| Jersey | Daniel P. Schetter | 201 West Pearl Street | Jerseyville 62052-1852 | 7 | 21,616 | 618/498-5571 |
| Jo Daviess | Kathy A. Phillips | 330 North Bench Street | Galena 61036-1828 | 15 | 21,239 | 815/777-0037 |
| Johnson | Ryan M. O'Neal | 401 Court Street Suite A. | Vienna 62995-0517 | 1 | 12,358 | 618/658-4751 |
| Kane | Theresa Barreiro | 540 S. Randall Rd. | St. Charles 60174 | 16 | 531,010 | 630/232-3413 |
| Kankakee | Sandra Cianci | 450 East Court Street | Kankakee 60901 | 21 | 108,594 | 815/936-5700 |
| Kendall | Matthew Prochaska | 807 West John Street | Yorkville 60560 | 23 | 130,638 | 630/553-4183 |
| Knox | Kelly Cheesman | 200 South Cherry Street | Galesburg 61401 | 9 | 49,053 | 309/345-6719 |
| Lake | Erin Cartwright Weinstein | 18 North County Street | Waukegan 60085-4369 | 19 | 693,593 | 847/377-3380 |
| LaSalle | Greg Vaccaro | 119 West Madison Street, Room 201 | Ottawa 61350 | 13 | 107,571 | 815/434-8671 |
| Lawrence | Cheryl Winkles | 1100 State Street | Lawrenceville 62439 | 2 | 15,467 | 618/943-2815 |
| Lee | Amy Johnson | 309 South Galena Ave., Suite 320 | Dixon 61021-0325 | 15 | 33,647 | 815/284-5234 |
| Livingston | LeAnn Dixon | 110 N. Main St. | Pontiac 61764-0320 | 11 | 35,414 | 815/844-2602 |
| Logan | Kelly Elias | P.O. Box 158 | Lincoln 62656 | 11 | 28,383 | 217/735-2376 |

DIRECTORY OF CIRCUIT CLERKS OF ILLINOIS

| COUNTY | CLERK OF THE COURT | MAILING ADDRESS | CITY & ZIP | JUDICIAL CIRCUIT | 2020 EST. U.S. CENSUS | TELEPHONE |
|------------|--------------------|---------------------------------|------------------------|------------------|-----------------------|--------------|
| Macon | Sherry Doty | 253 East Wood Street | Decatur 62523 | 6 | 103,015 | 217/424-1454 |
| Macoupin | Lee Ross | P.O. Box 197 | Carlinville 62626-0197 | 7 | 44,567 | 217/854-3211 |
| Madison | Tom McRae | 155 North Main Street | Edwardsville 62025 | 3 | 262,635 | 618/692-6240 |
| Marion | Tiffany Schicker | P.O. Box 130 | Salem 62881 | 4 | 37,045 | 618/548-3856 |
| Marshall | Gina M. Noe | 122 North Prairie, P.O. Box 328 | Lacon 61540-0328 | 10 | 11,309 | 309/246-6435 |
| Mason | Michael D. Roat | 125 North Plum | Havana 62644 | 8 | 13,173 | 309/543-6619 |
| Massac | Marcus Grace | 101 West 8th St., Room 2D | Metropolis 62960 | 1 | 13,636 | 618/524-5011 |
| McDonough | Kimberly Wilson | #1 Courthouse Square | Macomb 61455 | 9 | 29,295 | 309/837-4889 |
| McHenry | Katherine M. Keefe | 2200 N. Seminary Ave., Room 352 | Woodstock 60098 | 22 | 305,888 | 815/334-4310 |
| McLean | Don Everhart | 104 West Front, Room 404 | Bloomington 61701 | 11 | 171,256 | 309/888-5301 |
| Menard | Elyse Waibel | P.O. Box 466 | Petersburg 62675-0466 | 8 | 12,068 | 217/632-2615 |
| Mercer | Kristin Relander | 100 Southeast 3rd Street | Aledo 61231 | 14 | 15,225 | 309/582-7122 |
| Monroe | Lisa Fallon | 100 South Main Street, Room 115 | Waterloo 62298 | 20 | 34,739 | 618/939-8681 |
| Montgomery | Holly Lemons | 120 North Main, Room 125 | Hillsboro 62049 | 4 | 28,045 | 217/532-9546 |
| Morgan | Amy Sipes | P.O. Box 1120 | Jacksonville 62651 | 7 | 33,400 | 217/243-5419 |
| Moultrie | Christa Helmuth | 10 South Main, Suite 7 | Sullivan 61951 | 6 | 14,347 | 217/728-4622 |
| Ogle | Kimberly A. Stahl | 106 South 5th Street, Suite 300 | Oregon 61061 | 15 | 50,306 | 815/732-3201 |
| Peoria | Robert M. Spears | 324 Main Street, Room G-22 | Peoria 61602 | 10 | 177,652 | 309/672-6989 |

DIRECTORY OF CIRCUIT CLERKS OF ILLINOIS

| COUNTY | CLERK OF THE COURT | MAILING ADDRESS | CITY & ZIP | JUDICIAL CIRCUIT | 2020 EST. U.S. CENSUS | TELEPHONE |
|-------------|-----------------------|------------------------------------|---------------------------|------------------|-----------------------|--------------|
| Perry | Kimberly J. Kellerman | P.O. Box 219 | Pinckneyville 62274 | 20 | 20,664 | 618/357-6726 |
| Piatt | Seth E. Floyd | 101 W. Washington, P.O. Box 288 | Monticello 61856-0288 | 6 | 16,355 | 217/762-4966 |
| Pike | Bryce Glecker | 100 East Washington | Pittsfield 62363 | 8 | 15,239 | 217/285-6612 |
| Pope | Sean M. Goins | 310 East Main St., P.O. Box 438 | Golconda 62938 | 1 | 4,142 | 618/683-3941 |
| Pulaski | Stephanie Crain | 500 Illinois Ave | Mound City 62963 | 1 | 5,201 | 618/748-9300 |
| Putnam | Carly Neubaum | 120 North 4th Street | Hennepin 61327 | 10 | 5,716 | 815/925-7016 |
| Randolph | Julie A. Carnahan | 1 Taylor Street, Room 302 | Chester 62233 | 20 | 31,351 | 618/826-5000 |
| Richland | Zach Holder | 103 West Main #21 | Olney 62450 | 2 | 15,507 | 618/392-2151 |
| Rock Island | Tammy Weikert | P.O. Box 5230 | Rock Island 61204-5230 | 14 | 140,907 | 309/786-4451 |
| Saline | Randy Nyberg | 10 East Poplar Street | Harrisburg 62949 | 1 | 23,182 | 618/253-5096 |
| Sangamon | Paul Palazzolo | 200 South 9th Street, Room 405 | Springfield 62701 | 7 | 193,882 | 217/753-6674 |
| Schuyler | Kay Paisley | 102 S Congress Suite 103 | Rushville 62681-0189 | 8 | 6,738 | 217/322-4633 |
| Scott | Staci J. Evans | 35 East Market Street | Winchester 62694 | 7 | 4,950 | 217/742-5217 |
| Shelby | Kari Ann Kingston | P.O. Box 469 | Shelbyville 62565 | 4 | 21,299 | 217/774-4212 |
| St. Clair | Kahalal Clay | 10 Public Square | Belleville 62220 | 20 | 258,046 | 618/277-6832 |
| Stark | Julie Kenney | 130 West Main St., P.O. Box 426 | Toulon 61483 | 10 | 5,262 | 309/286-5941 |
| Stephenson | Nathan Luy | 15 North Galena Ave. | Freeport 61032 | 15 | 43,831 | 815/235-8266 |
| Tazewell | Lincoln C. Hobson | 342 Court Street | Pekin 61554 | 10 | 130,777 | 309/477-2214 |

DIRECTORY OF CIRCUIT CLERKS OF ILLINOIS

| COUNTY | CLERK OF THE COURT | MAILING ADDRESS | CITY & ZIP | JUDICIAL CIRCUIT | 2020 EST. U.S. CENSUS | TELEPHONE |
|------------|--------------------|------------------------------------|------------------|------------------|-----------------------|--------------|
| Union | Keri Clark | 309 West Market, Room 101 | Jonesboro 62952 | 1 | 16,498 | 618/833-5913 |
| Vermilion | Melissa Quick | 7 North Vermilion | Danville 61832 | 5 | 74,855 | 217/554-7700 |
| Wabash | Angela K. Crum | 401 Market Street, P.O. Box 997 | Mt. Carmel 62863 | 2 | 11,190 | 618/262-5362 |
| Warren | Denise L Schreck | 100 West Broadway | Monmouth 61462 | 9 | 16,696 | 309/734-5179 |
| Washington | Cynthia Barczewski | 125 E. Elm Street | Nashville 62263 | 20 | 13,764 | 618/327-4800 |
| Wayne | Pam Southerd | 301 East Main Street, Suite 204 | Fairfield 62837 | 2 | 16,031 | 618/842-7684 |
| White | Kelly Fulkerson | P.O. Box 310 | Carmi 62821 | 2 | 13,364 | 618/382-2321 |
| Whiteside | Sue R. Costello | 200 East Knox Street | Morrison 61270 | 14 | 54,656 | 815/772-5170 |
| Will | Andrea Chasteen | 14 West Jefferson Street | Joliet 60432 | 12 | 688,726 | 815/727-8592 |
| Williamson | Austin Crabb | 200 West Jefferson, Suite 100 | Marion 62959 | 1 | 66,417 | 618/997-1301 |
| Winnebago | Thomas Klein | 400 West State St., Room 100 | Rockford 61101 | 17 | 281,295 | 815/319-4500 |
| Woodford | Lynne R. Gilbert | P.O. Box 284 | Eureka 61530 | 11 | 38,091 | 309/467-3312 |

**GRAPHICAL PRESENTATION
OF FIVE-YEAR TRENDS
TOTAL CASELOAD AND
SELECTED CASE CATEGORIES**

DEFINITION OF CASE CATEGORIES

CIVIL CATEGORY

AR

An Arbitration case number shall be assigned to every arbitration-eligible case at the time it is filed. NOTE: This case category shall be used only by counties that have initiated Mandatory Arbitration as defined by Supreme Court Rules 86 through 95.

CH

A Chancery case number shall be assigned to a complaint for equitable relief in matters such as foreclosures, trusts, and title to real property.

ED

An Eminent Domain case number shall be assigned to proceedings involving compensation to an owner for property taken for public use.

L

A Law case number shall be assigned to tort, contract, and a variety of other actions in which the damages sought are greater than \$50,000.

LM

A Law Magistrate case number shall be assigned to tort, contract, and a variety of other actions in which the damages sought are \$50,000 or less.

MC

Each Municipal Corporation shall have one permanent case number and file folder for routine matters to be considered by the court. This file will contain such matters as organization, appointment of officers, approval of bonds, and routine orders confirming annexation.

MH

A Mental Health case number shall be assigned to proceedings involving commitment, discharge, or restoration to legal status.

MR

A Miscellaneous Remedy case number shall be assigned to complaints seeking review of administrative decisions (other than of a tax commission) and a variety of other actions that include change of name, habeas corpus, and extradition.

P

A Probate case number shall be assigned to estates of decedents and guardianship matters.

SC

A Small Claim case number shall be assigned to "... a civil action based on either tort or contract for money not in excess of \$10,000, exclusive of interest and costs, or for the collection of taxes not in excess of that amount" (Supreme Court Rule 281.)

TX

A Tax case number shall be assigned to the annual tax sale and a variety of other actions relating to the collection of taxes. Petitions for tax deeds and objections are part of the annual tax sale proceeding and will be assigned sub-numbers of the annual tax sale case number.

DEFINITION OF CASE CATEGORIES

DOMESTIC RELATIONS CATEGORY

AD

An Adoption case number shall be assigned to every adoption case.

D

A Dissolution case number shall be assigned to a complaint for dissolution of marriage, annulment, or separate maintenance.

F

A Family case number shall be assigned to a variety of matters including proceedings to establish the parent-child relationship, notice to putative fathers, and certain actions relating to child support. NOTE: Petitions for orders of protection filed as separate cases are filed under the OP category.

OP

An Order of Protection case number shall be assigned to any petition for an order of protection, civil no contact order, firearms restraining order, and stalking no contact order that is filed separately from an existing case. NOTE: If it is the practice of a county or circuit not to file orders of protection in existing criminal or civil cases, that practice may be continued and all petitions for orders of protection should be given an OP number.

JUVENILE CATEGORY

J

A Juvenile case number shall be assigned to any proceeding initiated under the Juvenile Court Act of 1987 (705 ILCS 405/1-1 et. seq.) except those defined by the JA and JD categories below.

JA

A Juvenile Abuse and Neglect case number shall be assigned to all cases involving a neglected or abused minor as defined by the Juvenile Court Act of 1987 (705 ILCS 405/2-3(1) and (2)).

JD

A Juvenile Delinquency case number shall be assigned to all cases involving a delinquent minor as defined by the Juvenile Court Act of 1987 (705 ILCS 405/5-105).

DEFINITION OF CASE CATEGORIES

CRIMINAL CATEGORY

CF

A Felony case number shall be assigned when a complaint, information or indictment is filed in which at least one count charges a felony.

CM

A Misdemeanor case number shall be assigned when a case is filed in which the most serious charge carries a penalty of less than one year imprisonment.

DT

A Driving Under the Influence case number shall be assigned to any case charging a violation of a statute, ordinance, or regulation governing driving under the influence of alcohol, other drug, or combination thereof.

QUASI-CRIMINAL CATEGORY

TR

A Traffic case number shall be assigned to any case defined by Supreme Court Rule 501(f), except DUI cases. Note that a violation of a traffic ordinance as defined by Rule 501(f) is given a TR number.

OV

An Ordinance Violation case number shall be assigned to any case in which violation of a local ordinance is charged. However, violation of a traffic ordinance as defined by Supreme Court Rule 501(f) shall be given a TR or DT number, as appropriate.

CL

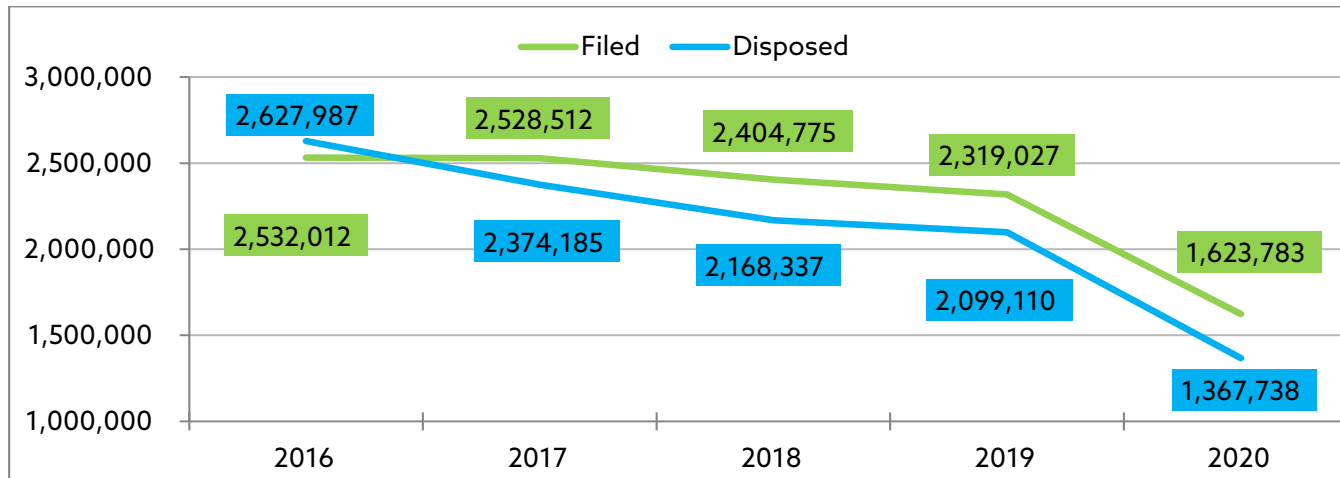
A Civil Law case number shall be assigned to all cases for civil law violations charged under paragraph (a), Section 4 of the Cannabis Control Act (720 ILCS 550/4(a)), or Paragraph (c), Section 3.5 of the Drug Paraphernalia Control Act (720 ILCS 600/3.5(c)). In accordance with Supreme Court Rule 589, each Uniform Civil Law Citation form shall be assigned a separate case number.

CV

A Conservation case number shall be assigned to any case defined by Supreme Court Rule 501(c).

CIRCUIT COURTS OF ILLINOIS FIVE-YEAR TRENDS

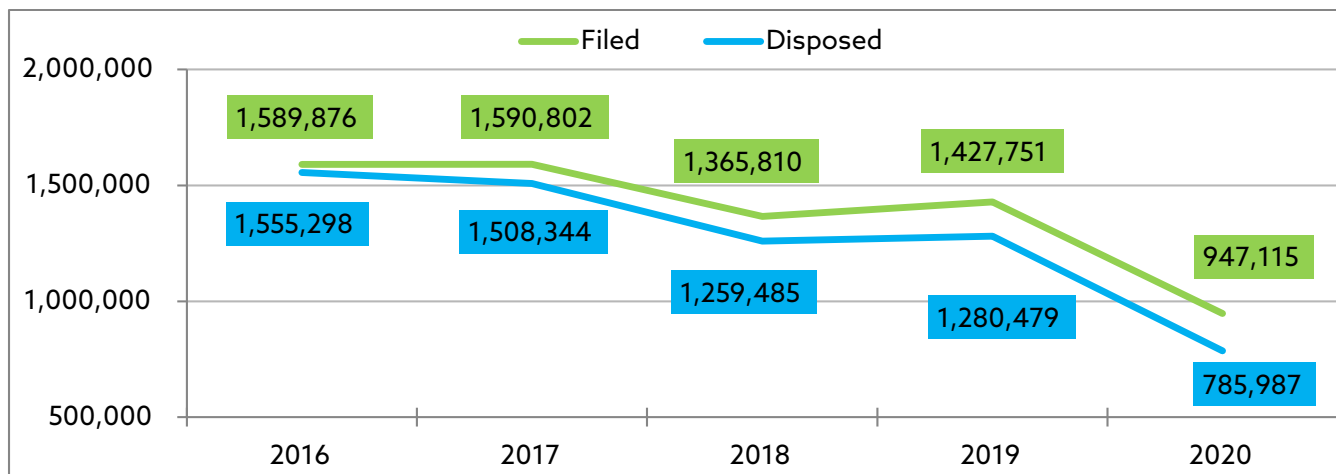
TOTAL CASELOAD



From 2016 to 2019 the total new filed cases decreased by 8.4% and from 2016 to 2020 new filed cases decreased by 35.9%.

From 2016 to 2019 the total disposed cases decreased by 20.1% and from 2016 to 2020 disposed cases decreased by 48.0%.

TRAFFIC CASES*



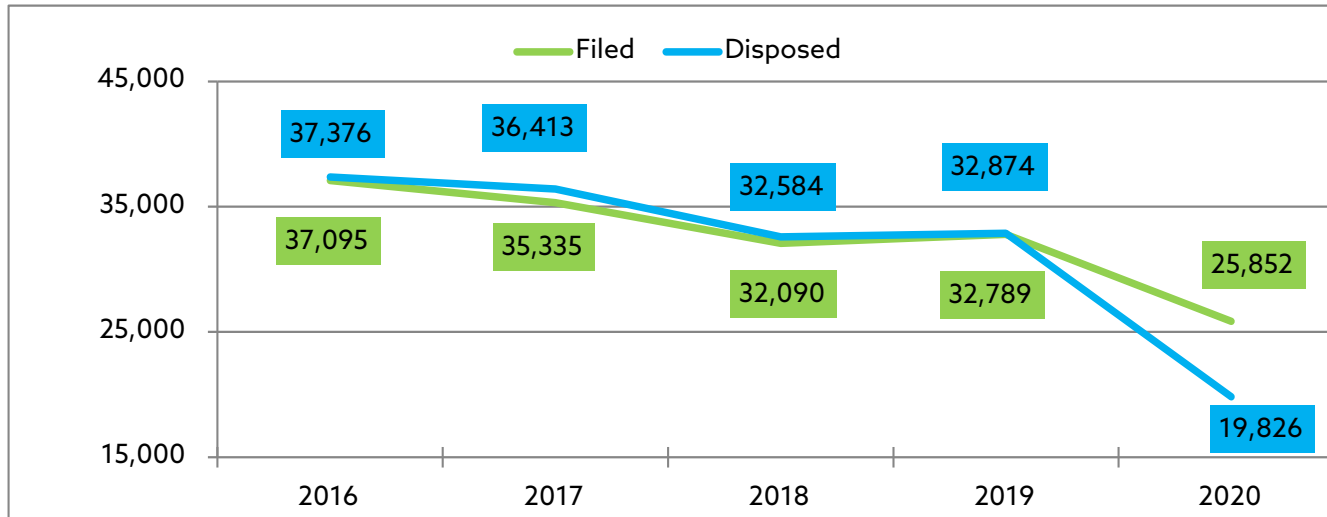
From 2016 to 2019 new filed traffic cases decreased by 10.2% and from 2016 to 2020 new filed cases decreased by 40.4%.

From 2016 to 2019 disposed traffic cases decreased by 17.7% and from 2016 to 2020 disposed cases decreased by 49.5%.

*Excluding parking tickets and DUI

CIRCUIT COURTS OF ILLINOIS FIVE-YEAR TRENDS

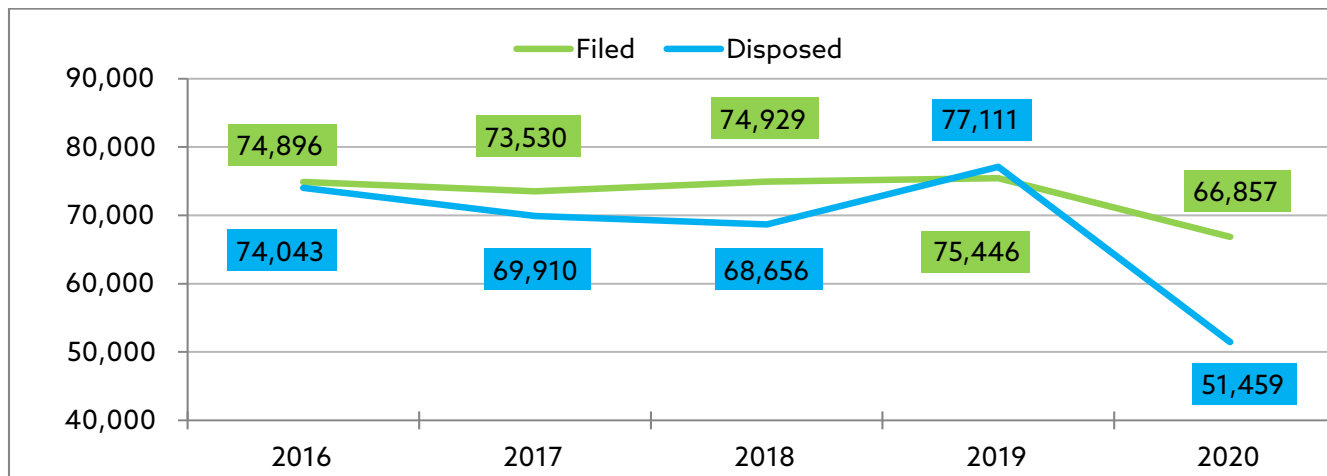
DUI CASES



From 2016 to 2019 new filed DUI cases decreased by 11.6% and from 2016 to 2020 new filed cases decreased by 30.3%.

From 2016 to 2019 disposed DUI cases decreased by 12.0% and from 2016 to 2020 disposed cases decreased by 47.0%.

FELONY CASES

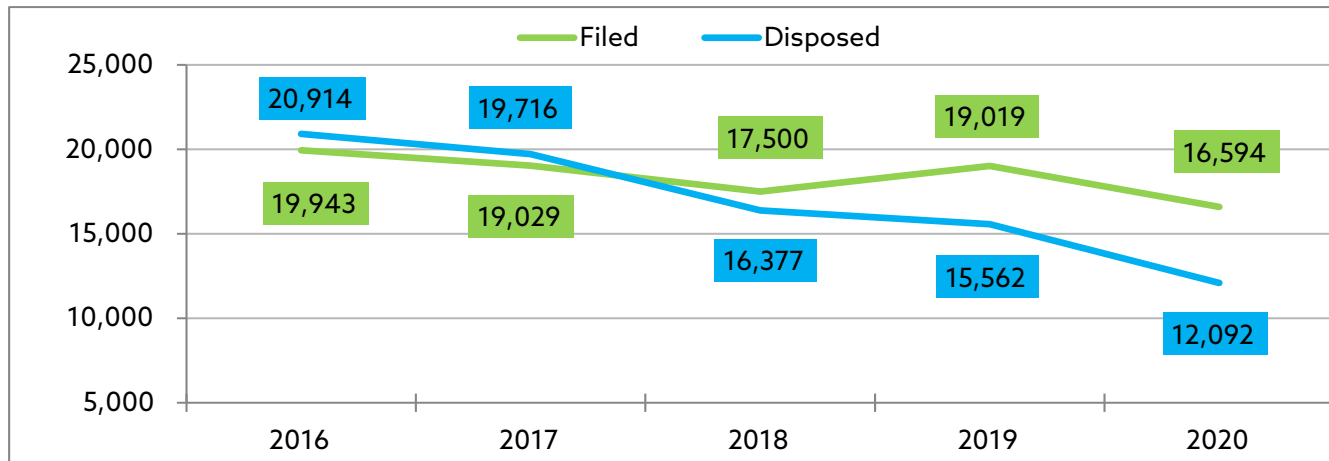


From 2016 to 2019 new filed felony cases increased by 0.7% and from 2016 to 2020 new filed cases decreased by 10.7%.

From 2016 to 2019 disposed felony cases increased by 4.1% and from 2016 to 2020 disposed cases decreased by 30.5%.

CIRCUIT COURTS OF ILLINOIS FIVE-YEAR TRENDS

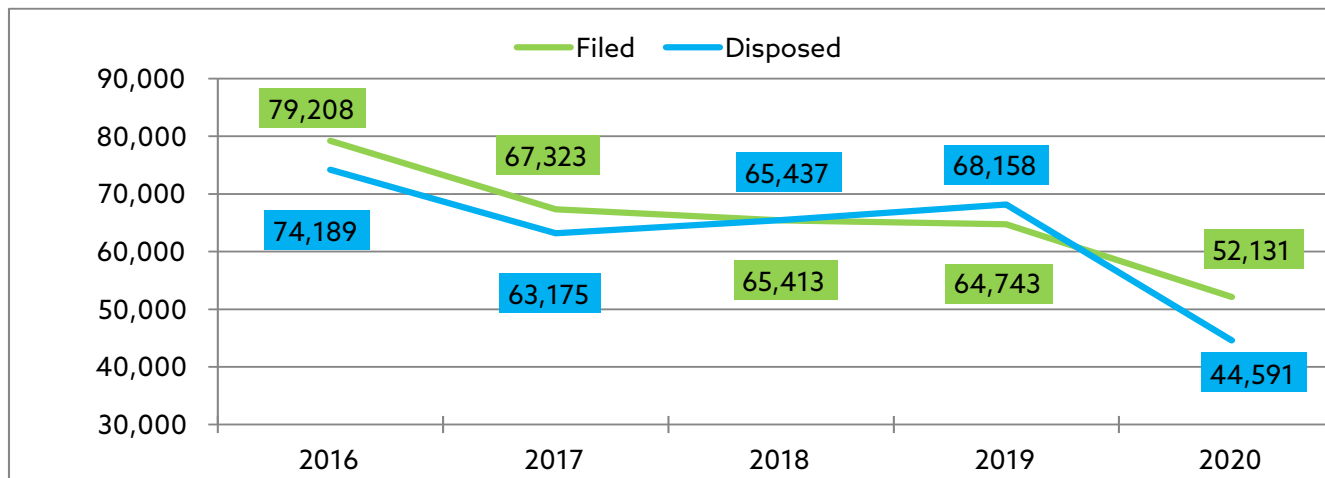
JUVENILE



From 2016 to 2019 new filed juvenile cases decreased by 4.6% and from 2016 to 2020 new filed cases decreased by 16.8%.

From 2016 to 2019 disposed juvenile cases decreased by 25.6% and from 2016 to 2020 disposed cases decreased by 42.2%.

DISSOLUTION AND FAMILY

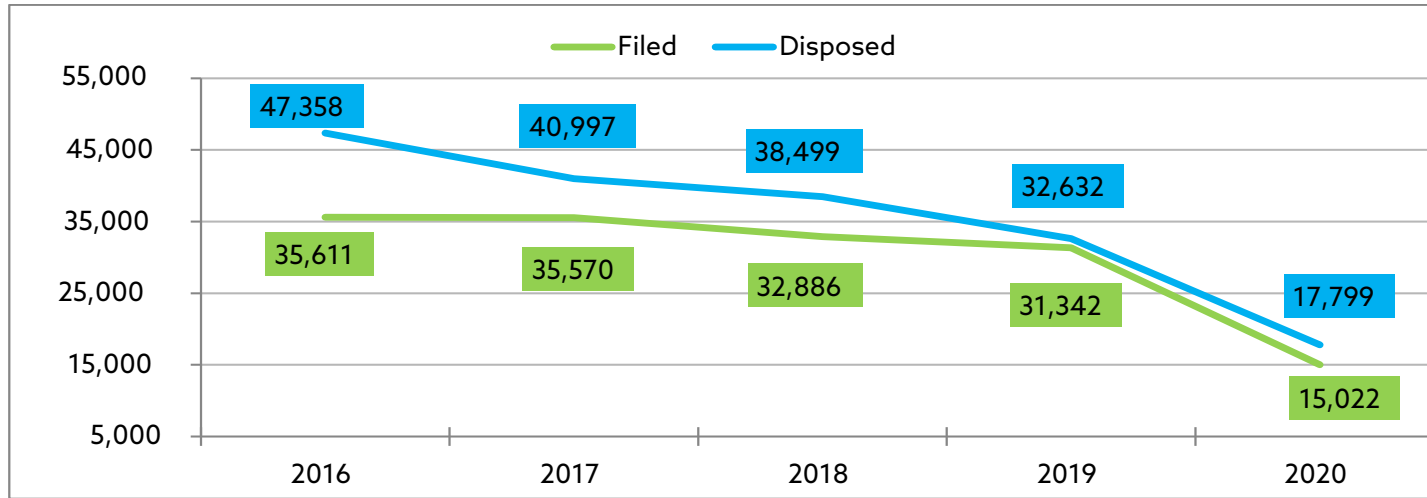


From 2016 to 2019 new filed dissolution and family cases decreased by 18.3% and from 2016 to 2020 new filed cases decreased by 34.2%.

From 2016 to 2019 disposed dissolution and family cases decreased by 8.1% and from 2016 to 2020 disposed cases decreased by 39.9%.

CIRCUIT COURTS OF ILLINOIS FIVE-YEAR TRENDS

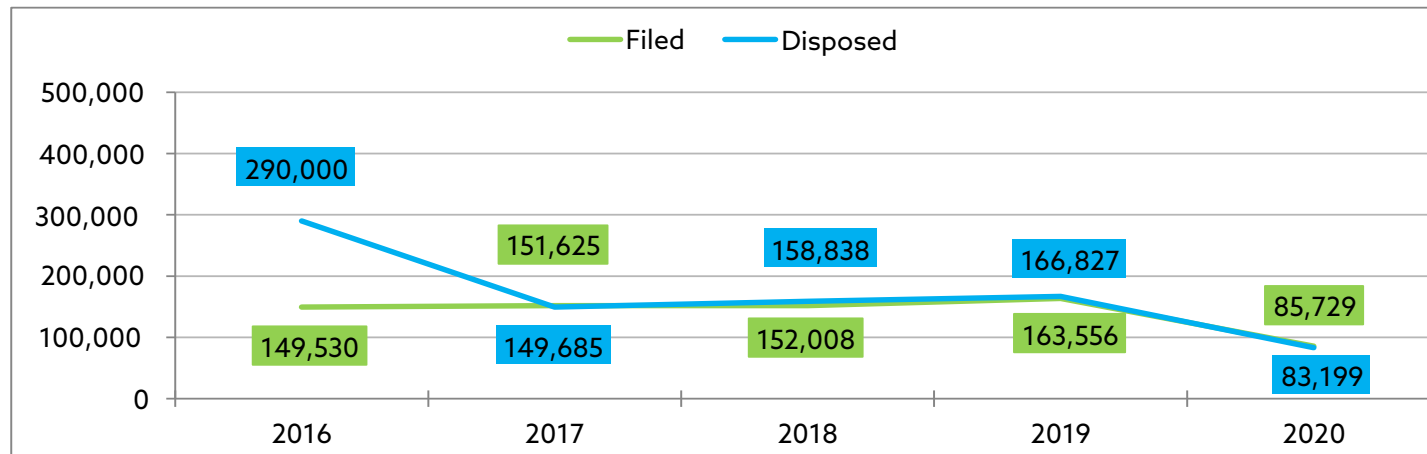
CHANCERY



From 2016 to 2019 new filed chancery cases decreased by 12.0% and from 2016 to 2020 new filed cases decreased by 57.8%.

From 2016 to 2019 disposed chancery cases decreased by 31.1% and from 2016 to 2020 disposed cases decreased by 62.5%.

ALL LAW CASES*



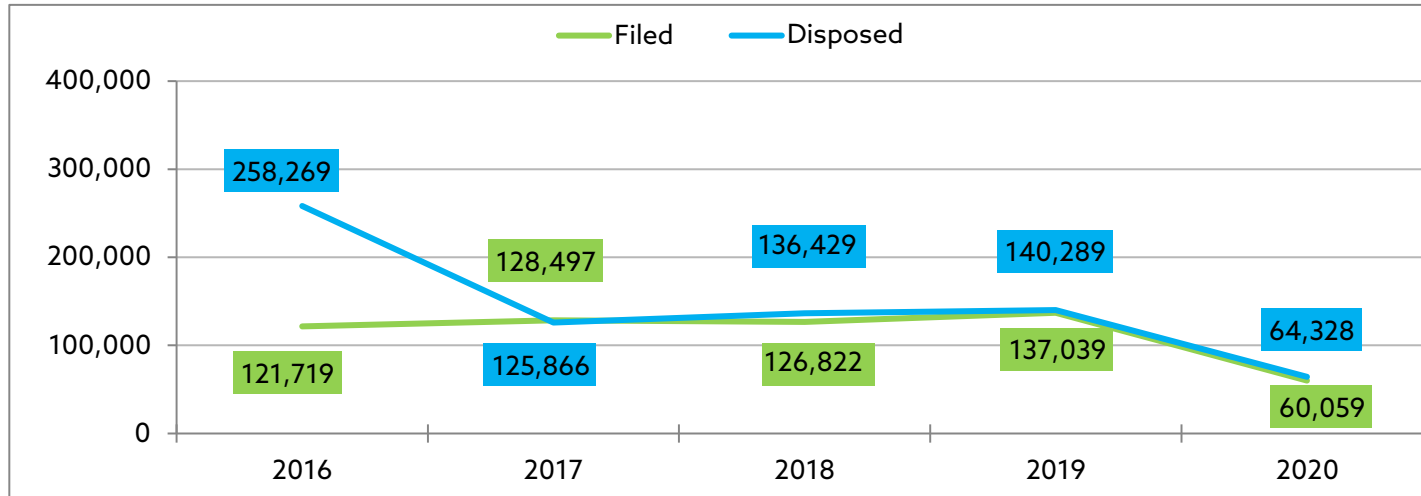
From 2016 to 2019 the total new filed law cases increased by 9.4% and from 2016 to 2020 new filed cases decreased by 42.7%.

From 2016 to 2019 the total disposed law cases decreased by 42.5% and from 2016 to 2020 disposed cases decreased by 71.3%.

*The 2016 spike in civil case closures is due to a mass closure of over 208,703 Law Non-Jury < \$50,000 cases in Cook County in 2016, which is approximately 100,000 more cases than the prior year's average of total case closures for this specific case type.

CIRCUIT COURTS OF ILLINOIS FIVE-YEAR TRENDS

LAW CASES \$50,000 AND LESS*

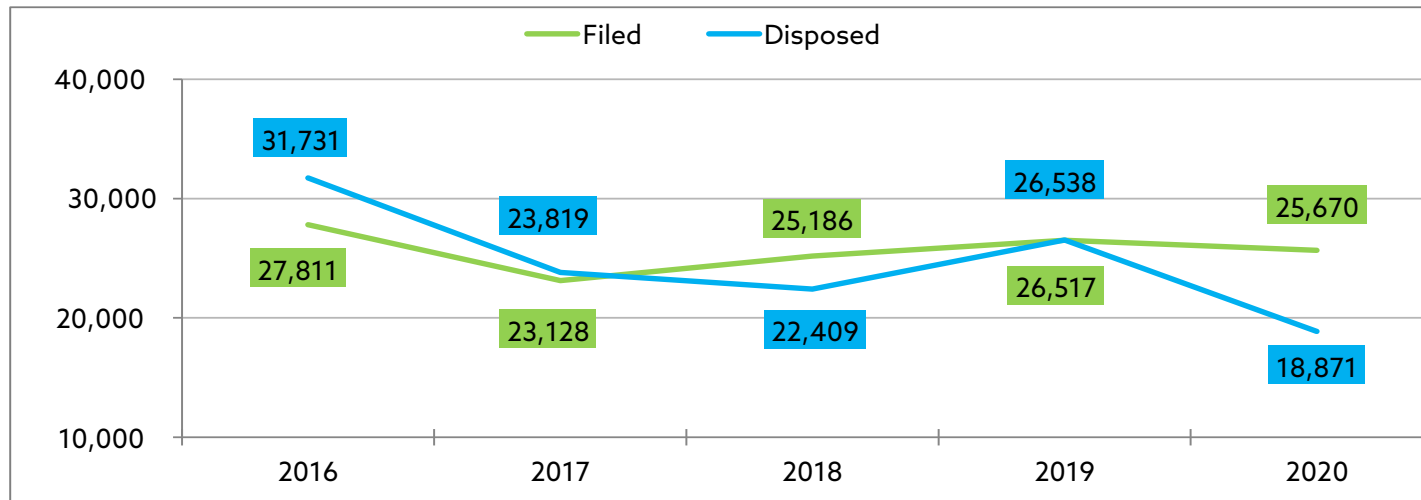


*The 2016 spike in civil case closures is due to a mass closure of over 208,703 Law Non-Jury < \$50,000 cases in Cook County in 2016, which is approximately 100,000 more cases than the prior year's average of total case closures for this specific case type.

From 2016 to 2019 new filed law cases under \$50,000 increased by 12.6% and from 2016 to 2020 new filed cases decreased by 50.7%.

From 2016 to 2019 disposed law cases under \$50,000 decreased by 45.7% and from 2016 to 2020 disposed cases decreased by 75.1%.

LAW CASES OVER \$50,000



From 2016 to 2019 new filed law cases over \$50,000 decreased by 4.7% and from 2016 to 2020 new filed cases decreased by 7.7%.

From 2016 to 2019 disposed law cases over \$50,000 decreased by 16.4% and from 2016 to 2020 disposed cases decreased by 40.5%.

**CASELOAD, CLEARANCE
RATE AND STATISTICAL
RECORDS OF THE CIRCUIT
COURTS OF ILLINOIS**

CASELOAD SUMMARIES BY CIRCUIT

CIRCUIT COURTS OF ILLINOIS CALENDAR YEAR 2020

| CIRCUIT | BEGIN PENDING | NEW FILED | REINSTATED | DISPOSED | END PENDING |
|-----------------|---------------|-----------|------------|-----------|-------------|
| 1st | 143,585 | 57,583 | 61 | 55,443 | 144,443 |
| 2nd | 49,262 | 24,997 | 30 | 21,798 | 51,563 |
| 3rd | 77,481 | 49,030 | 500 | 41,286 | 85,661 |
| 4th | 37,346 | 33,958 | 76 | 28,236 | 42,577 |
| 5th | 62,428 | 24,365 | 117 | 16,972 | 68,777 |
| 6th | 72,253 | 48,692 | 840 | 43,719 | 74,799 |
| 7th | 90,700 | 56,985 | 12 | 60,599 | 101,160 |
| 8th | 22,563 | 21,427 | 36 | 19,488 | 24,215 |
| 9th | 26,465 | 23,581 | 10 | 22,166 | 28,092 |
| 10th | 46,521 | 45,985 | 395 | 39,542 | 54,493 |
| 11th | 39,908 | 40,591 | 989 | 39,076 | 38,882 |
| 12th | 87,765 | 95,532 | 3,137 | 89,476 | 96,936 |
| 13th | 20,355 | 28,762 | 515 | 27,288 | 22,171 |
| 14th | 60,406 | 38,850 | 6 | 35,007 | 62,014 |
| 15th | 29,217 | 27,356 | 16 | 24,386 | 31,636 |
| 16th | 66,286 | 64,308 | 79 | 28,415 | 102,258 |
| 17th | 85,359 | 49,704 | 152 | 50,615 | 84,173 |
| 18th | 52,615 | 118,433 | 7,447 | 103,904 | 74,590 |
| 19th | 37,538 | 80,802 | 2,944 | 81,242 | 40,047 |
| 20th | 123,261 | 54,805 | 449 | 51,028 | 134,906 |
| 21st | 72,666 | 23,703 | 0 | 10,874 | 35,343 |
| 22nd | 16,040 | 40,176 | 1,566 | 39,096 | 18,796 |
| 23rd | 20,646 | 23,107 | 398 | 19,179 | 25,133 |
| DOWNSTATE TOTAL | 1,340,666 | 1,072,732 | 19,775 | 948,835 | 1,442,665 |
| COOK COUNTY | 1,657,936 | 551,051 | 14,408 | 418,903 | 1,804,492 |
| STATE TOTAL | 2,998,602 | 1,623,783 | 34,183 | 1,367,738 | 3,247,157 |

CASE FILING RATIO: JUDGE/POPULATION

CIRCUIT COURTS OF ILLINOIS CALENDAR YEAR 2020

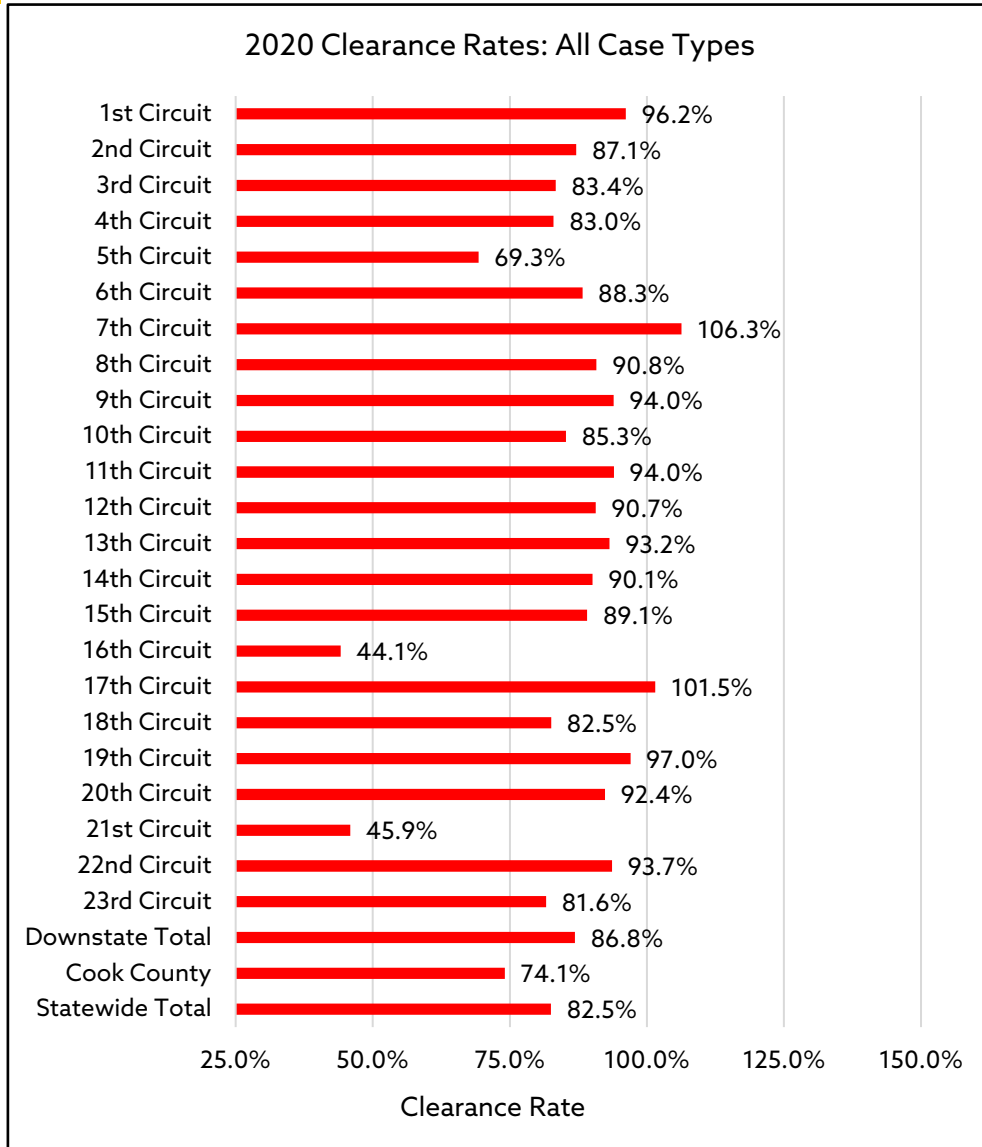
| Circuit | NUMBER OF COUNTIES | 2020 CENSUS POPULATION ESTIMATE | TOTAL NUMBER OF CASES FILED DURING 2020 ** | NUMBER OF JUDGES | | | NUMBER OF CASES FILED PER JUDGE | NUMBER OF CASES FILED PER 1000 POPULATION |
|------------------------|--------------------|---------------------------------|--|------------------|------------|------------|---------------------------------|---|
| | | | | CIRCUIT | ASSOCIATE | TOTAL * | | |
| 1st | 9 | 203,604 | 57,583 | 13 | 7 | 20 | 2,879 | 282.8 |
| 2nd | 12 | 188,407 | 24,997 | 15 | 6 | 21 | 1,190 | 132.7 |
| 3rd | 2 | 278,897 | 49,030 | 8 | 13 | 21 | 2,335 | 175.8 |
| 4th | 9 | 233,735 | 33,958 | 12 | 7 | 19 | 1,787 | 145.3 |
| 5th | 5 | 168,013 | 24,365 | 11 | 5 | 16 | 1,523 | 145.0 |
| 6th | 6 | 362,419 | 48,692 | 14 | 11 | 25 | 1,948 | 134.4 |
| 7th | 6 | 311,117 | 56,985 | 12 | 10 | 22 | 2,590 | 183.2 |
| 8th | 8 | 135,088 | 21,427 | 11 | 5 | 16 | 1,339 | 158.6 |
| 9th | 6 | 152,691 | 23,581 | 10 | 4 | 14 | 1,684 | 154.4 |
| 10th | 5 | 330,716 | 45,985 | 10 | 11 | 21 | 2,190 | 139.0 |
| 11th | 5 | 286,093 | 40,591 | 11 | 10 | 21 | 1,933 | 141.9 |
| 12th | 1 | 688,726 | 95,532 | 16 | 21 | 37 | 2,582 | 138.7 |
| 13th | 3 | 190,867 | 28,762 | 8 | 5 | 13 | 2,212 | 150.7 |
| 14th | 4 | 259,199 | 38,850 | 12 | 10 | 22 | 1,766 | 149.9 |
| 15th | 5 | 163,264 | 27,356 | 8 | 8 | 16 | 1,710 | 167.6 |
| 16th | 1 | 531,010 | 64,308 | 13 | 17 | 30 | 2,144 | 121.1 |
| 17th | 2 | 334,072 | 49,704 | 10 | 15 | 25 | 1,988 | 148.8 |
| 18th | 1 | 917,481 | 118,433 | 14 | 30 | 44 | 2,692 | 129.1 |
| 19th | 1 | 693,593 | 80,802 | 14 | 25 | 39 | 2,072 | 116.5 |
| 20th | 5 | 358,564 | 54,805 | 11 | 13 | 24 | 2,284 | 152.8 |
| 21st | 2 | 135,305 | 23,703 | 6 | 5 | 11 | 2,155 | 175.2 |
| 22nd | 1 | 305,888 | 40,176 | 8 | 11 | 19 | 2,115 | 131.3 |
| 23rd | 2 | 235,129 | 23,107 | 8 | 5 | 13 | 1,777 | 98.3 |
| DOWNSTATE TOTAL | 101 | 7,463,878 | 1,072,732 | 255 | 254 | 509 | 2,108 | 143.7 |
| COOK COUNTY | 1 | 5,108,284 | 551,051 | 237 | 143 | 380 | 1,450 | 107.9 |
| STATE TOTAL | 102 | 12,572,162 | 1,623,783 | 492 | 397 | 889 | 1,827 | 129.2 |

* Average number of sitting Circuit Judges

** Total of all cases in all categories: Civil; Domestic Relations; Criminal; Quasi-Criminal ; and Juvenile.

2020 CLEARANCE RATES BY CIRCUIT

ALL CASE TYPES



FIVE YEAR TREND CLEARANCE RATES: ALL CASE TYPES

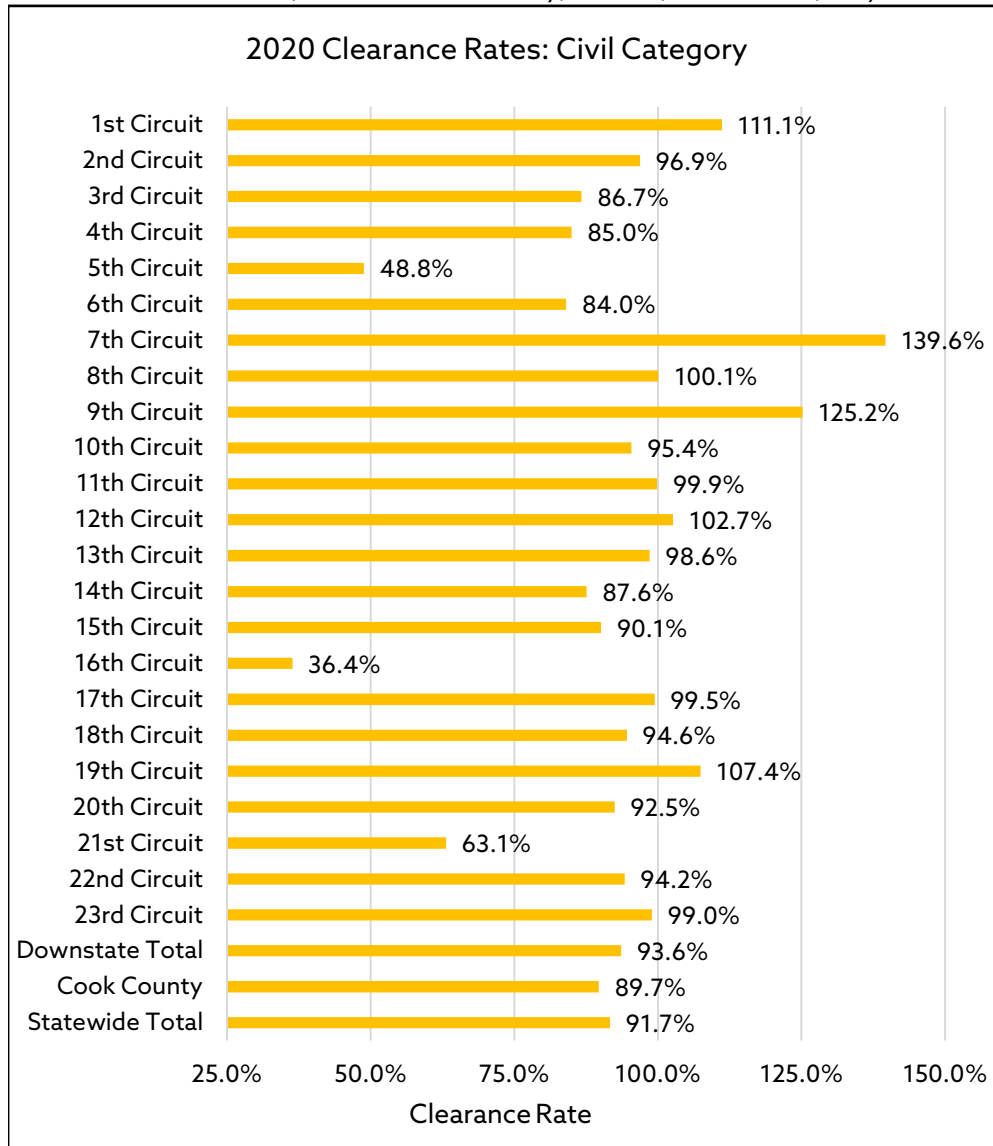
| Circuit | 2020 | 2019 | 2018 | 2017 | 2016 |
|-----------------|--------|--------|--------|--------|--------|
| 1st | 96.2% | 90.2% | 92.7% | 92.4% | 92.1% |
| 2nd | 87.1% | 91.3% | 93.7% | 94.3% | 95.8% |
| 3rd | 83.4% | 92.4% | 94.7% | 94.9% | 95.4% |
| 4th | 83.0% | 96.0% | 100.1% | 94.6% | 97.3% |
| 5th | 69.3% | 78.9% | 79.0% | 84.2% | 88.7% |
| 6th | 88.3% | 92.6% | 93.7% | 92.5% | 99.6% |
| 7th | 106.3% | 116.0% | 116.4% | 107.5% | 102.7% |
| 8th | 90.8% | 94.4% | 96.0% | 95.7% | 98.8% |
| 9th | 94.0% | 98.6% | 98.3% | 95.1% | 102.7% |
| 10th | 85.3% | 97.1% | 98.2% | 96.3% | 98.4% |
| 11th | 94.0% | 101.0% | 99.5% | 97.2% | 101.7% |
| 12th | 90.7% | 97.6% | 99.8% | 99.7% | 102.0% |
| 13th | 93.2% | 96.0% | 97.9% | 99.3% | 97.8% |
| 14th | 90.1% | 94.5% | 96.5% | 91.4% | 94.5% |
| 15th | 89.1% | 95.6% | 95.8% | 94.3% | 98.4% |
| 16th | 44.1% | 71.3% | 55.6% | 65.8% | 110.1% |
| 17th | 101.5% | 98.0% | 99.0% | 100.3% | 97.5% |
| 18th | 82.5% | 100.6% | 101.0% | 99.1% | 100.9% |
| 19th | 97.0% | 100.9% | 100.2% | 99.1% | 102.6% |
| 20th | 92.4% | 96.9% | 98.5% | 105.1% | 108.9% |
| 21st | 45.9% | 69.0% | 76.1% | 87.0% | 100.8% |
| 22nd | 93.7% | 102.0% | 99.8% | 100.6% | 100.8% |
| 23rd | 81.6% | 98.5% | 100.8% | 99.7% | 103.2% |
| DOWNSTATE TOTAL | 86.8% | 95.5% | 95.8% | 95.9% | 100.3% |
| COOK COUNTY | 74.1% | 78.3% | 77.2% | 86.3% | 104.0% |
| STATE TOTAL | 82.5% | 89.2% | 88.6% | 92.1% | 101.8% |

Note: Clearance Rate Percentage equals the number of disposed cases divided by the sum of new filed and reinstated cases, with the total multiplied by 100.

CLEARANCE RATES BY CIRCUIT

CIVIL CATEGORY

(Arbitration, Chancery, Eminent Domain, Law, Law Magistrate, Municipal Corporation, Mental Health, Miscellaneous Remedy, Probate, Small Claims, Tax)



FIVE YEAR TREND CLEARANCE RATES: CIVIL CATEGORY

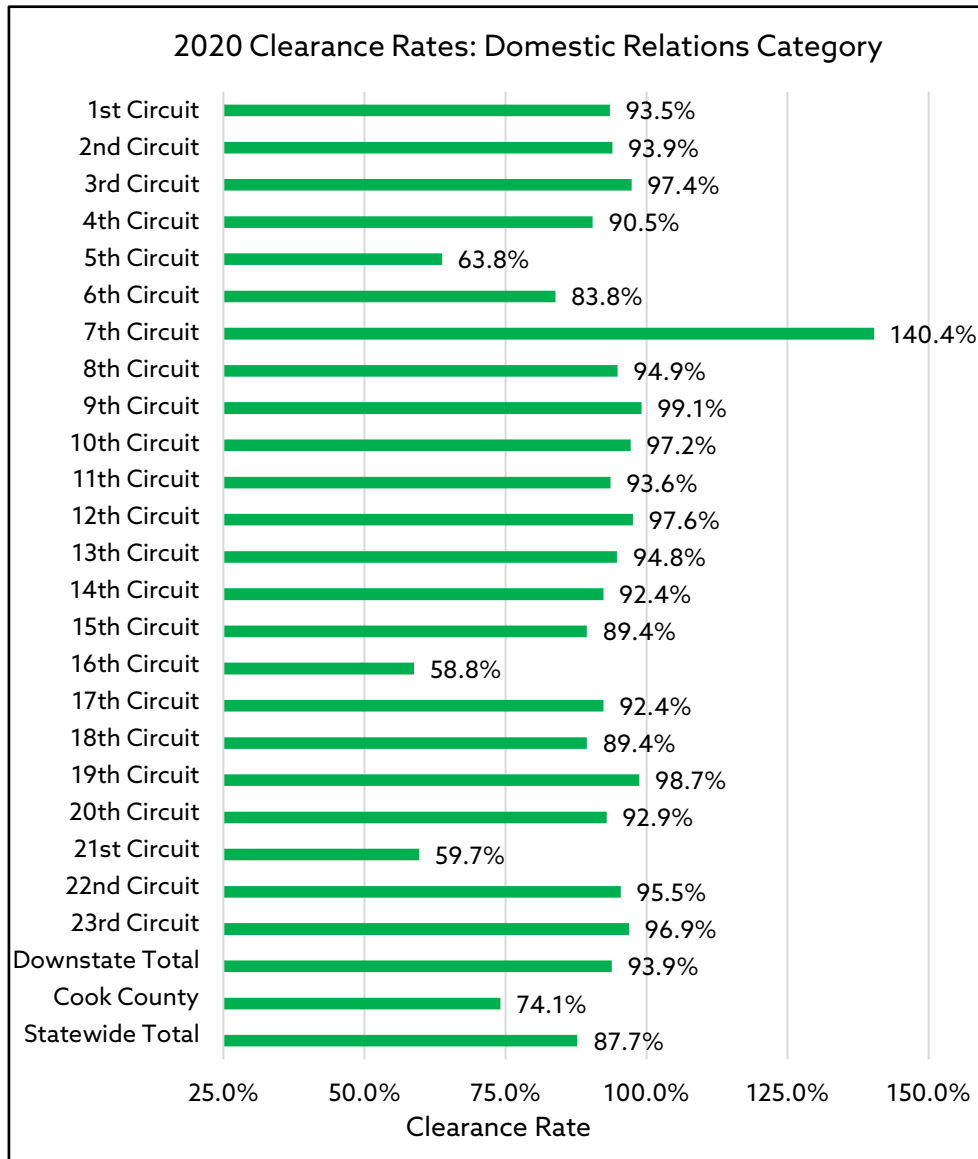
| Circuit | 2020 | 2019 | 2018 | 2017 | 2016 |
|-------------------|--------|--------|--------|--------|--------|
| 1st | 111.1% | 92.4% | 86.3% | 93.1% | 90.6% |
| 2nd | 96.9% | 88.6% | 88.0% | 90.2% | 89.2% |
| 3rd | 86.7% | 93.9% | 92.6% | 99.2% | 94.3% |
| 4th | 85.0% | 91.8% | 99.0% | 91.6% | 89.1% |
| 5th | 48.8% | 62.1% | 60.9% | 62.3% | 66.0% |
| 6th | 84.0% | 81.2% | 89.0% | 84.5% | 95.7% |
| 7th | 139.6% | 131.0% | 131.1% | 95.4% | 97.4% |
| 8th | 100.1% | 90.4% | 96.8% | 92.7% | 100.8% |
| 9th | 125.2% | 96.1% | 90.3% | 85.9% | 100.9% |
| 10th | 95.4% | 87.3% | 98.5% | 86.4% | 98.4% |
| 11th | 99.9% | 104.5% | 95.2% | 99.1% | 100.0% |
| 12th | 102.7% | 98.3% | 99.2% | 99.7% | 106.2% |
| 13th | 98.6% | 95.3% | 99.9% | 96.5% | 96.7% |
| 14th | 87.6% | 101.4% | 95.9% | 87.8% | 88.2% |
| 15th | 90.1% | 91.2% | 97.1% | 93.5% | 96.5% |
| 16th | 36.4% | 69.4% | 65.5% | 63.2% | 113.9% |
| 17th | 99.5% | 96.6% | 97.6% | 100.6% | 97.9% |
| 18th | 94.6% | 95.0% | 103.8% | 99.2% | 100.9% |
| 19th | 107.4% | 99.3% | 104.7% | 98.8% | 106.1% |
| 20th | 92.5% | 96.3% | 98.3% | 106.4% | 91.5% |
| 21st | 63.1% | 85.6% | 96.6% | 101.9% | 120.8% |
| 22nd | 94.2% | 95.8% | 103.3% | 98.9% | 105.1% |
| 23rd | 99.0% | 95.9% | 102.3% | 99.5% | 109.5% |
| DOWNSTATE TOTAL | 93.6% | 94.3% | 96.9% | 93.3% | 98.6% |
| COOK COUNTY | 89.7% | 95.7% | 97.9% | 94.3% | 154.0% |
| STATE TOTAL | 91.7% | 95.0% | 97.4% | 93.8% | 127.0% |

Note: Clearance Rate Percentage equals the number of disposed cases divided by the sum of new filed and reinstated cases, with the total multiplied by 100.

CLEARANCE RATES BY CIRCUIT

DOMESTIC RELATIONS CATEGORY

(Adoption, Dissolution of Marriage, Family, Order of Protection)



FIVE YEAR TREND CLEARANCE RATES: DOMESTIC RELATIONS CATEGORY

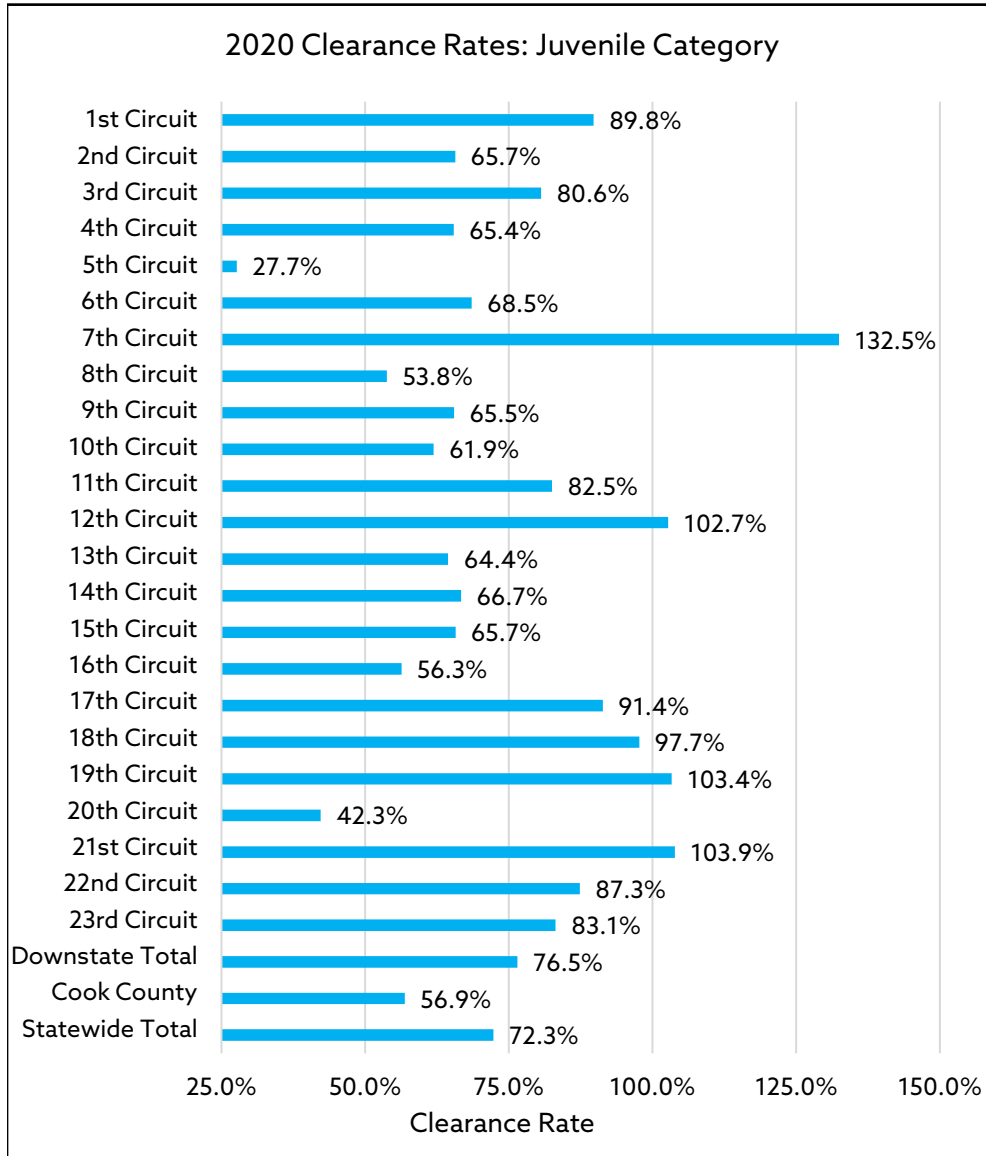
| Circuit | 2020 | 2019 | 2018 | 2017 | 2016 |
|-----------------|--------|--------|--------|--------|--------|
| 1st | 93.5% | 99.6% | 97.7% | 91.0% | 90.1% |
| 2nd | 93.9% | 86.7% | 85.4% | 90.3% | 101.5% |
| 3rd | 97.4% | 97.1% | 97.5% | 95.0% | 95.7% |
| 4th | 90.5% | 98.1% | 94.0% | 104.9% | 90.4% |
| 5th | 63.8% | 44.7% | 45.8% | 94.7% | 69.5% |
| 6th | 83.8% | 88.8% | 87.3% | 95.3% | 79.7% |
| 7th | 140.4% | 136.0% | 135.1% | 100.0% | 97.0% |
| 8th | 94.9% | 87.5% | 103.5% | 49.4% | 95.5% |
| 9th | 99.1% | 97.2% | 93.6% | 95.9% | 97.2% |
| 10th | 97.2% | 130.0% | 88.3% | 94.2% | 92.0% |
| 11th | 93.6% | 111.2% | 99.2% | 101.5% | 102.0% |
| 12th | 97.6% | 100.8% | 98.0% | 87.2% | 104.1% |
| 13th | 94.8% | 96.2% | 94.1% | 89.0% | 97.7% |
| 14th | 92.4% | 95.2% | 104.6% | 109.6% | 86.3% |
| 15th | 89.4% | 89.1% | 96.4% | 103.9% | 93.8% |
| 16th | 58.8% | 93.8% | 59.5% | 100.4% | 95.7% |
| 17th | 92.4% | 93.2% | 95.0% | 105.3% | 94.4% |
| 18th | 89.4% | 148.9% | 96.6% | 94.8% | 91.7% |
| 19th | 98.7% | 106.0% | 99.9% | 50.4% | 98.1% |
| 20th | 92.9% | 98.8% | 109.5% | 86.8% | 90.0% |
| 21st | 59.7% | 82.3% | 94.1% | 107.2% | 83.0% |
| 22nd | 95.5% | 96.4% | 104.3% | 91.6% | 100.7% |
| 23rd | 96.9% | 95.9% | 98.4% | 95.4% | 95.6% |
| DOWNSTATE TOTAL | 93.9% | 102.9% | 96.3% | 93.3% | 93.7% |
| COOK COUNTY | 74.1% | 92.0% | 93.6% | 76.9% | 95.3% |
| STATE TOTAL | 87.7% | 99.3% | 95.4% | 87.3% | 94.4% |

Note: Clearance Rate Percentage equals the number of disposed cases divided by the sum of new filed and reinstated cases, with the total multiplied by 100.

CLEARANCE RATES BY CIRCUIT

JUVENILE CATEGORY

(Juvenile, Juvenile Abuse & Neglect, Juvenile Delinquency)



FIVE YEAR TREND CLEARANCE RATES: JUVENILE CATEGORY

| Circuit | 2020 | 2019 | 2018 | 2017 | 2016 |
|------------------------|--------------|--------------|---------------|---------------|---------------|
| 1st | 89.8% | 66.7% | 72.7% | 62.9% | 77.3% |
| 2nd | 65.7% | 59.6% | 67.9% | 60.7% | 84.5% |
| 3rd | 80.6% | 88.5% | 87.2% | 91.7% | 90.0% |
| 4th | 65.4% | 73.3% | 75.9% | 86.9% | 85.8% |
| 5th | 27.7% | 23.2% | 39.7% | 45.3% | 49.6% |
| 6th | 68.5% | 64.9% | 75.9% | 74.5% | 105.0% |
| 7th | 132.5% | 106.6% | 140.9% | 118.7% | 102.3% |
| 8th | 53.8% | 55.7% | 87.8% | 60.1% | 64.7% |
| 9th | 65.5% | 67.8% | 73.3% | 78.9% | 63.5% |
| 10th | 61.9% | 77.9% | 73.6% | 88.4% | 103.3% |
| 11th | 82.5% | 93.5% | 73.5% | 94.2% | 119.9% |
| 12th | 102.7% | 98.3% | 115.6% | 97.7% | 115.4% |
| 13th | 64.4% | 96.7% | 87.5% | 78.6% | 77.7% |
| 14th | 66.7% | 68.9% | 69.3% | 72.6% | 80.6% |
| 15th | 65.7% | 57.3% | 88.4% | 81.5% | 94.0% |
| 16th | 56.3% | 79.7% | 70.0% | 68.6% | 112.6% |
| 17th | 91.4% | 75.2% | 90.3% | 106.2% | 98.4% |
| 18th | 97.7% | 107.0% | 114.9% | 100.1% | 120.2% |
| 19th | 103.4% | 111.7% | 103.6% | 113.2% | 101.5% |
| 20th | 42.3% | 49.7% | 54.7% | 77.3% | 94.5% |
| 21st | 103.9% | 79.0% | 101.3% | 92.7% | 125.7% |
| 22nd | 87.3% | 93.3% | 102.8% | 102.6% | 110.5% |
| 23rd | 83.1% | 78.4% | 97.3% | 81.6% | 106.9% |
| DOWNSTATE TOTAL | 76.5% | 77.2% | 84.5% | 86.1% | 95.7% |
| COOK COUNTY | 56.9% | 95.3% | 128.7% | 145.3% | 123.2% |
| STATE TOTAL | 72.3% | 81.1% | 92.4% | 102.5% | 103.9% |

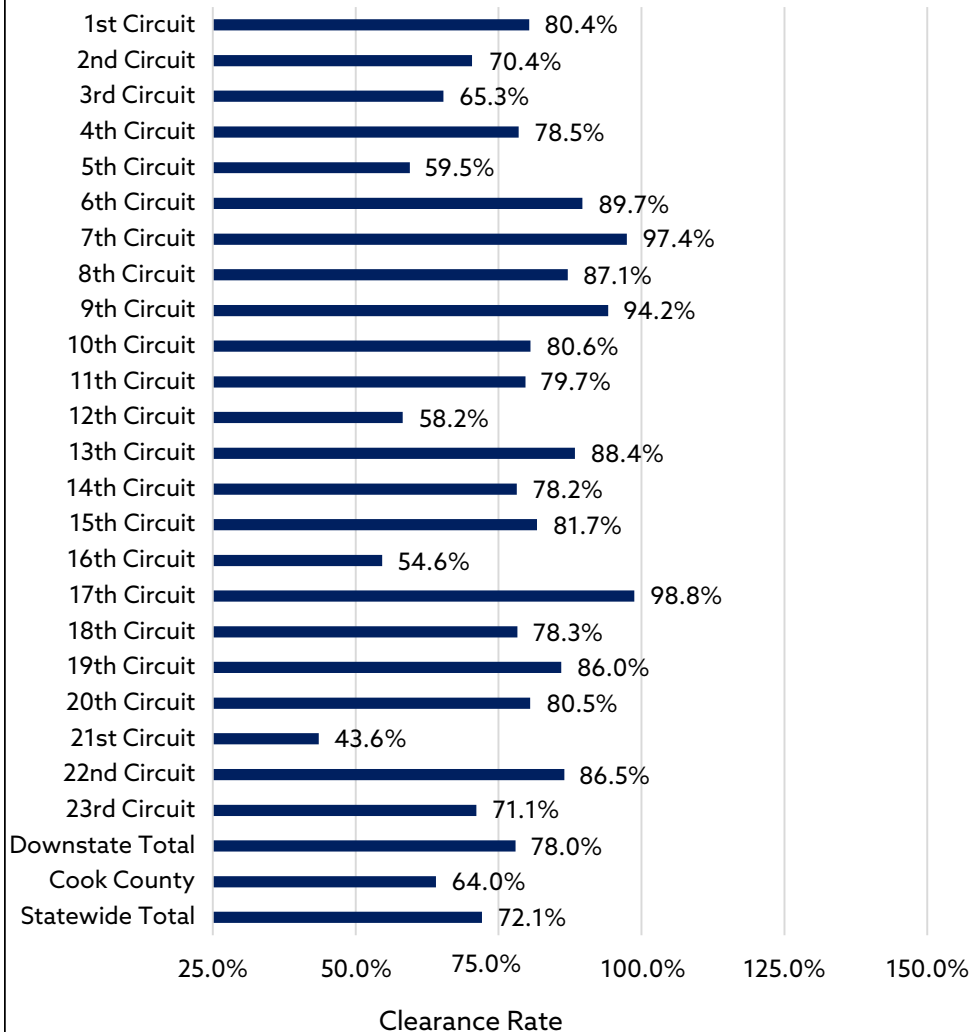
Note: Clearance Rate Percentage equals the number of disposed cases divided by the sum of new filed and reinstated cases, with the total multiplied by 100.

CLEARANCE RATES BY CIRCUIT

CRIMINAL CATEGORY

(Felony, Misdemeanor, DUI)

2020 Clearance Rates: Criminal Category



FIVE YEAR TREND CLEARANCE RATES: CRIMINAL CATEGORY

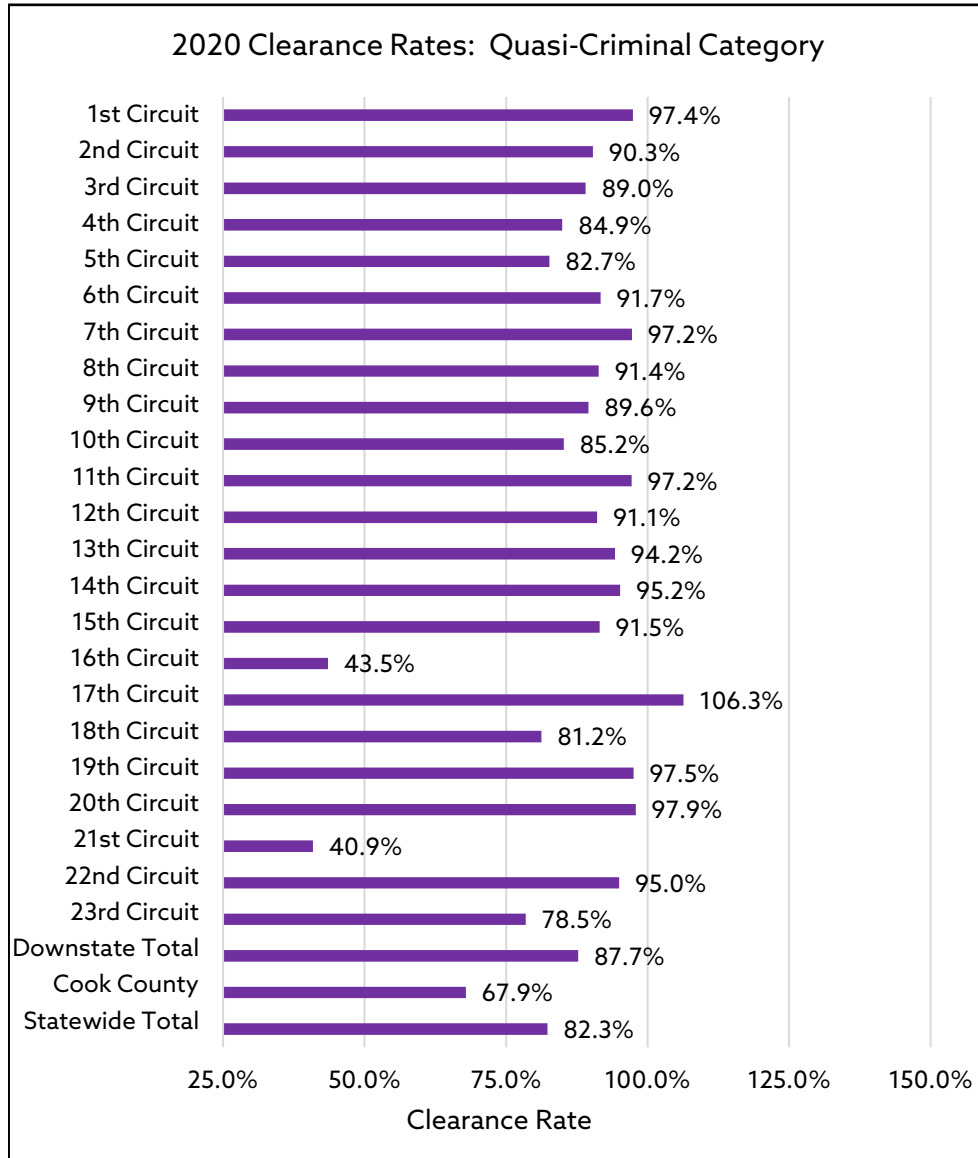
| Circuit | 2020 | 2019 | 2018 | 2017 | 2016 |
|-----------------|-------|--------|--------|--------|--------|
| 1st | 80.4% | 88.3% | 84.4% | 86.0% | 93.8% |
| 2nd | 70.4% | 85.8% | 90.4% | 95.9% | 92.0% |
| 3rd | 65.3% | 86.6% | 87.4% | 90.5% | 87.2% |
| 4th | 78.5% | 93.2% | 88.8% | 90.0% | 94.3% |
| 5th | 59.5% | 87.3% | 89.2% | 89.0% | 104.2% |
| 6th | 89.7% | 101.7% | 98.3% | 91.3% | 98.2% |
| 7th | 97.4% | 119.7% | 111.2% | 107.0% | 103.2% |
| 8th | 87.1% | 91.4% | 91.8% | 91.3% | 94.1% |
| 9th | 94.2% | 94.0% | 94.0% | 108.6% | 106.4% |
| 10th | 80.6% | 93.0% | 95.7% | 95.0% | 99.0% |
| 11th | 79.7% | 98.4% | 94.2% | 96.9% | 109.2% |
| 12th | 58.2% | 91.5% | 100.1% | 99.4% | 101.9% |
| 13th | 88.4% | 92.3% | 97.0% | 102.2% | 102.0% |
| 14th | 78.2% | 89.2% | 91.1% | 91.0% | 95.3% |
| 15th | 81.7% | 92.5% | 92.0% | 96.3% | 99.2% |
| 16th | 54.6% | 114.0% | 89.2% | 72.2% | 105.4% |
| 17th | 98.8% | 103.0% | 96.3% | 98.5% | 98.5% |
| 18th | 78.3% | 97.2% | 96.8% | 99.3% | 102.6% |
| 19th | 86.0% | 97.3% | 99.9% | 98.4% | 104.1% |
| 20th | 80.5% | 93.9% | 93.0% | 104.5% | 110.0% |
| 21st | 43.6% | 52.4% | 62.7% | 71.2% | 91.9% |
| 22nd | 86.5% | 105.6% | 103.5% | 97.1% | 96.9% |
| 23rd | 71.1% | 102.0% | 92.6% | 91.7% | 100.5% |
| DOWNSTATE TOTAL | 78.0% | 95.8% | 94.1% | 94.8% | 100.0% |
| COOK COUNTY | 64.0% | 59.9% | 60.2% | 63.6% | 89.0% |
| STATE TOTAL | 72.1% | 78.6% | 78.4% | 80.5% | 94.9% |

Note: Clearance Rate Percentage equals the number of disposed cases divided by the sum of new filed and reinstated cases, with the total multiplied by 100.

CLEARANCE RATES BY CIRCUIT

QUASI-CRIMINAL CATEGORY

(Civil Law Violations, Conservation, Ordinance Violation, Traffic)



FIVE YEAR TREND CLEARANCE RATES: QUASI-CRIMINAL CATEGORY

| Circuit | 2020 | 2019 | 2018 | 2017 | 2016 |
|-----------------|--------|--------|--------|--------|--------|
| 1st | 97.4% | 89.9% | 94.6% | 93.4% | 92.4% |
| 2nd | 90.3% | 96.0% | 99.3% | 97.5% | 98.1% |
| 3rd | 89.0% | 93.1% | 96.8% | 94.0% | 97.6% |
| 4th | 84.9% | 98.0% | 103.9% | 96.1% | 100.5% |
| 5th | 82.7% | 89.9% | 90.2% | 97.7% | 97.0% |
| 6th | 91.7% | 95.2% | 95.3% | 97.3% | 103.4% |
| 7th | 97.2% | 108.7% | 110.1% | 110.8% | 104.9% |
| 8th | 91.4% | 98.0% | 95.8% | 98.4% | 100.0% |
| 9th | 89.6% | 101.3% | 102.1% | 94.9% | 103.7% |
| 10th | 85.2% | 97.0% | 100.4% | 99.6% | 98.9% |
| 11th | 97.2% | 99.7% | 101.7% | 97.0% | 100.6% |
| 12th | 91.1% | 97.7% | 100.0% | 99.3% | 100.9% |
| 13th | 94.2% | 96.8% | 97.8% | 100.3% | 97.7% |
| 14th | 95.2% | 93.7% | 97.2% | 92.4% | 97.3% |
| 15th | 91.5% | 97.8% | 96.2% | 93.9% | 99.0% |
| 16th | 43.5% | 66.0% | 49.5% | 66.6% | 110.9% |
| 17th | 106.3% | 98.5% | 100.5% | 100.9% | 97.6% |
| 18th | 81.2% | 100.0% | 101.1% | 99.3% | 100.9% |
| 19th | 97.5% | 101.2% | 99.5% | 98.9% | 102.2% |
| 20th | 97.9% | 98.1% | 99.4% | 106.4% | 114.4% |
| 21st | 40.9% | 65.1% | 70.4% | 82.8% | 98.1% |
| 22nd | 95.0% | 103.3% | 98.6% | 101.0% | 100.6% |
| 23rd | 78.5% | 99.6% | 102.4% | 101.7% | 102.8% |
| DOWNSTATE TOTAL | 87.7% | 95.3% | 96.0% | 96.9% | 101.3% |
| COOK COUNTY | 67.9% | 74.8% | 72.1% | 87.9% | 88.8% |
| STATE TOTAL | 82.3% | 88.8% | 87.3% | 93.7% | 96.8% |

Note: Clearance Rate Percentage equals the number of disposed cases divided by the sum of new filed and reinstated cases, with the total multiplied by 100.

CIVIL AND DOMESTIC RELATIONS CASELOAD STATISTICS BY COUNTY CIRCUIT COURTS - CALENDAR YEAR 2020

| CIRCUIT / COUNTY | | CIVIL | | | | | | | | | | | | | | | DOMESTIC RELATIONS | | | | | | | |
|------------------|-------------|-------------|----------|----------------|--------------------|------------------------|----------------------|--------------------------|-----------------------|---------------|--------------|---------|--------------|-----|-------------------|------------------|-------------------------------|----------|-------------|--------|---------------------|--------------------------------|------------------|--|
| | | ARBITRATION | CHANCERY | EMINENT DOMAIN | LAW JURY >\$50,000 | LAW NON-JURY >\$50,000 | LAW JURY = <\$50,000 | LAW NON-JURY = <\$50,000 | MUNICIPAL CORPORATION | MENTAL HEALTH | MISC. REMEDY | PROBATE | SMALL CLAIMS | TAX | TOTAL CIVIL CASES | TOTAL ALL CASES* | CIVIL CASES AS % OF ALL CASES | ADOPTION | DISSOLUTION | FAMILY | ORDER OF PROTECTION | TOTAL DOMESTIC RELATIONS CASES | TOTAL ALL CASES* | DOMESTIC RELATIONS CASES AS % OF ALL CASES |
| 1st ALEXANDER | New Filed | 0 | 6 | 0 | 0 | 11 | 0 | 14 | 0 | 0 | 40 | 8 | 62 | 1 | 142 | 2,700 | 5.3 | 1 | 16 | 17 | 27 | 61 | 2,700 | 2.3 |
| | Reinstated | 0 | 0 | 0 | 0 | 0 | 0 | 0 | 0 | 0 | 0 | 0 | 0 | 0 | 0 | 0 | 0.0 | 0 | 0 | 0 | 0 | 0 | 0 | 0.0 |
| | Disposed Of | 0 | 5 | 0 | 1 | 6 | 0 | 11 | 0 | 0 | 12 | 2 | 30 | 0 | 67 | 2,167 | 3.1 | 0 | 24 | 14 | 19 | 57 | 2,167 | 2.6 |
| | End Pending | 0 | 133 | 7 | 19 | 86 | 2 | 297 | 1 | 0 | 1,130 | 282 | 913 | 336 | 3,206 | 37,953 | 8.4 | 44 | 168 | 694 | 673 | 1,579 | 37,953 | 4.2 |
| 1st JACKSON | New Filed | 0 | 43 | 0 | 7 | 120 | 0 | 196 | 1 | 10 | 160 | 104 | 379 | 2 | 1,022 | 7,966 | 12.8 | 9 | 155 | 110 | 225 | 499 | 7,966 | 6.3 |
| | Reinstated | 0 | 0 | 0 | 0 | 0 | 0 | 2 | 0 | 0 | 0 | 0 | 5 | 1 | 8 | 19 | 42.1 | 0 | 1 | 10 | 0 | 11 | 19 | 57.9 |
| | Disposed Of | 0 | 34 | 0 | 20 | 78 | 0 | 251 | 0 | 0 | 145 | 88 | 423 | 86 | 1,125 | 7,737 | 14.5 | 6 | 144 | 142 | 219 | 511 | 7,737 | 6.6 |
| | End Pending | 0 | 59 | 0 | 45 | 202 | 4 | 118 | 4 | 27 | 128 | 394 | 179 | 27 | 1,187 | 4,056 | 29.3 | 8 | 124 | 101 | 32 | 265 | 4,056 | 6.5 |
| 1st JOHNSON | New Filed | 0 | 10 | 0 | 4 | 4 | 0 | 17 | 0 | 0 | 122 | 21 | 101 | 4 | 283 | 4,690 | 6.0 | 1 | 42 | 25 | 61 | 129 | 4,690 | 2.8 |
| | Reinstated | 0 | 0 | 0 | 0 | 0 | 0 | 0 | 0 | 0 | 0 | 0 | 0 | 0 | 0 | 0 | 0.0 | 0 | 0 | 0 | 0 | 0 | 0 | 0.0 |
| | Disposed Of | 0 | 16 | 0 | 3 | 4 | 0 | 14 | 0 | 0 | 93 | 16 | 91 | 4 | 241 | 4,572 | 5.3 | 1 | 55 | 11 | 60 | 127 | 4,572 | 2.8 |
| | End Pending | 0 | 20 | 0 | 17 | 10 | 2 | 30 | 0 | 0 | 147 | 167 | 58 | 11 | 462 | 8,846 | 5.2 | 5 | 40 | 46 | 12 | 103 | 8,846 | 1.2 |
| 1st MASSAC | New Filed | 0 | 24 | 0 | 0 | 14 | 0 | 52 | 0 | 0 | 78 | 34 | 138 | 2 | 342 | 6,656 | 5.1 | 6 | 65 | 17 | 93 | 181 | 6,656 | 2.7 |
| | Reinstated | 0 | 1 | 0 | 0 | 0 | 0 | 0 | 0 | 0 | 0 | 0 | 3 | 0 | 4 | 8 | 50.0 | 0 | 0 | 0 | 0 | 0 | 8 | 0.0 |
| | Disposed Of | 0 | 24 | 0 | 1 | 4 | 0 | 43 | 0 | 0 | 41 | 6 | 113 | 1 | 233 | 6,257 | 3.7 | 5 | 21 | 2 | 86 | 114 | 6,257 | 1.8 |
| | End Pending | 0 | 82 | 0 | 116 | 60 | 0 | 104 | 1 | 2 | 381 | 349 | 206 | 116 | 1,417 | 6,910 | 20.5 | 38 | 181 | 176 | 66 | 461 | 6,910 | 6.7 |
| 1st POPE | New Filed | 0 | 5 | 0 | 0 | 5 | 0 | 4 | 0 | 0 | 24 | 13 | 26 | 1 | 78 | 1,059 | 7.4 | 0 | 10 | 4 | 14 | 28 | 1,059 | 2.6 |
| | Reinstated | 0 | 0 | 0 | 0 | 0 | 0 | 0 | 0 | 0 | 0 | 0 | 0 | 0 | 0 | 4 | 0.0 | 0 | 0 | 0 | 0 | 0 | 4 | 0.0 |
| | Disposed Of | 0 | 3 | 0 | 0 | 1 | 0 | 6 | 0 | 0 | 46 | 6 | 26 | 2 | 90 | 879 | 10.2 | 0 | 16 | 0 | 14 | 30 | 879 | 3.4 |
| | End Pending | 0 | 18 | 0 | 0 | 12 | 1 | 12 | 1 | 2 | 50 | 77 | 15 | 4 | 192 | 799 | 24.0 | 0 | 12 | 22 | 4 | 38 | 799 | 4.8 |
| 1st PULASKI | New Filed | 0 | 2 | 0 | 0 | 5 | 0 | 15 | 0 | 0 | 63 | 15 | 40 | 2 | 142 | 12,884 | 1.1 | 0 | 18 | 22 | 32 | 72 | 12,884 | 0.6 |
| | Reinstated | 0 | 0 | 0 | 0 | 0 | 0 | 0 | 0 | 0 | 0 | 0 | 0 | 0 | 0 | 0 | 0.0 | 0 | 0 | 0 | 0 | 0 | 0 | 0.0 |
| | Disposed Of | 0 | 0 | 0 | 0 | 0 | 0 | 1 | 0 | 0 | 3 | 1 | 4 | 0 | 9 | 12,291 | 0.1 | 0 | 2 | 0 | 1 | 3 | 12,291 | 0.0 |
| | End Pending | 0 | 117 | 0 | 11 | 77 | 3 | 189 | 1 | 0 | 281 | 369 | 287 | 236 | 1,571 | 65,634 | 2.4 | 8 | 149 | 299 | 168 | 624 | 65,634 | 1.0 |
| 1st SALINE | New Filed | 0 | 20 | 0 | 0 | 49 | 0 | 78 | 0 | 5 | 82 | 57 | 197 | 1 | 489 | 4,150 | 11.8 | 27 | 114 | 38 | 183 | 362 | 4,150 | 8.7 |
| | Reinstated | 0 | 0 | 0 | 0 | 0 | 0 | 2 | 0 | 0 | 0 | 0 | 0 | 0 | 2 | 3 | 66.7 | 0 | 1 | 0 | 0 | 1 | 3 | 33.3 |
| | Disposed Of | 0 | 20 | 0 | 0 | 36 | 0 | 54 | 0 | 1 | 40 | 31 | 178 | 0 | 360 | 3,186 | 11.3 | 21 | 114 | 26 | 161 | 322 | 3,186 | 10.1 |
| | End Pending | 0 | 89 | 0 | 110 | 161 | 5 | 308 | 0 | 15 | 224 | 651 | 481 | 171 | 2,215 | 6,794 | 32.6 | 97 | 273 | 225 | 134 | 729 | 6,794 | 10.7 |
| 1st UNION | New Filed | 0 | 18 | 0 | 1 | 14 | 0 | 36 | 0 | 38 | 111 | 52 | 149 | 1 | 420 | 3,512 | 12.0 | 2 | 50 | 36 | 45 | 133 | 3,512 | 3.8 |
| | Reinstated | 0 | 0 | 0 | 0 | 0 | 0 | 0 | 0 | 0 | 0 | 0 | 0 | 0 | 0 | 0 | 0.0 | 0 | 0 | 0 | 0 | 0 | 0 | 0.0 |
| | Disposed Of | 0 | 27 | 0 | 1 | 27 | 0 | 44 | 0 | 38 | 102 | 50 | 133 | 5 | 427 | 5,341 | 8.0 | 3 | 58 | 56 | 48 | 165 | 5,341 | 3.1 |
| | End Pending | 0 | 18 | 0 | 16 | 42 | 1 | 37 | 0 | 4 | 77 | 79 | 138 | 3 | 415 | 3,293 | 12.6 | 1 | 41 | 25 | 0 | 67 | 3,293 | 2.0 |
| 1st WILLIAMSON | New Filed | 0 | 88 | 0 | 7 | 161 | 0 | 189 | 0 | 0 | 338 | 146 | 614 | 3 | 1,546 | 13,966 | 11.1 | 77 | 330 | 145 | 500 | 1,052 | 13,966 | 7.5 |
| | Reinstated | 0 | 0 | 0 | 0 | 4 | 0 | 0 | 0 | 0 | 0 | 2 | 14 | 0 | 20 | 27 | 74.1 | 0 | 0 | 1 | 1 | 2 | 27 | 7.4 |
| | Disposed Of | 0 | 105 | 0 | 370 | 308 | 1 | 208 | 0 | 0 | 324 | 114 | 588 | 2 | 2,020 | 13,013 | 15.5 | 69 | 320 | 176 | 473 | 1,038 | 13,013 | 8.0 |
| | End Pending | 0 | 214 | 0 | 81 | 227 | 1 | 134 | 0 | 0 | 81 | 674 | 521 | 18 | 1,951 | 10,158 | 19.2 | 24 | 251 | 96 | 75 | 446 | 10,158 | 4.4 |

* TOTAL OF ALL CASES IN ALL CATEGORIES: CIVIL; DOMESTIC RELATIONS; CRIMINAL; QUASI-CRIMINAL; AND JUVENILE

CIVIL AND DOMESTIC RELATIONS CASELOAD

| CIRCUIT / COUNTY | | CIVIL | | | | | | | | | | | | | | | DOMESTIC RELATIONS | | | | | | | |
|-------------------|-------------|-------------|----------|----------------|--------------------|-------------------------|-----------------------|---------------------------|-----------------------|---------------|--------------|---------|--------------|-----|-------------------|------------------|-------------------------------|----------|-------------|--------|---------------------|--------------------------------|------------------|--|
| | | ARBITRATION | CHANCERY | EMINENT DOMAIN | LAW JURY >\$50,000 | LAW NON-JURY > \$50,000 | LAW JURY = < \$50,000 | LAW NON-JURY = < \$50,000 | MUNICIPAL CORPORATION | MENTAL HEALTH | MISC. REMEDY | PROBATE | SMALL CLAIMS | TAX | TOTAL CIVIL CASES | TOTAL ALL CASES* | CIVIL CASES AS % OF ALL CASES | ADOPTION | DISSOLUTION | FAMILY | ORDER OF PROTECTION | TOTAL DOMESTIC RELATIONS CASES | TOTAL ALL CASES* | DOMESTIC RELATIONS CASES AS % OF ALL CASES |
| 1st CIRCUIT TOTAL | New Filed | 0 | 216 | 0 | 19 | 383 | 0 | 601 | 1 | 53 | 1,018 | 450 | 1,706 | 17 | 4,464 | 57,583 | 7.8 | 123 | 800 | 414 | 1,180 | 2,517 | 57,583 | 4.4 |
| | Reinstated | 0 | 1 | 0 | 0 | 4 | 0 | 4 | 0 | 0 | 0 | 2 | 22 | 1 | 34 | 61 | 55.7 | 0 | 2 | 11 | 1 | 14 | 61 | 23.0 |
| | Disposed Of | 0 | 234 | 0 | 396 | 464 | 1 | 632 | 0 | 39 | 806 | 314 | 1,586 | 100 | 4,572 | 55,443 | 8.2 | 105 | 754 | 427 | 1,081 | 2,367 | 55,443 | 4.3 |
| | End Pending | 0 | 750 | 7 | 415 | 877 | 19 | 1,229 | 8 | 50 | 2,499 | 3,042 | 2,798 | 922 | 12,616 | 144,443 | 8.7 | 225 | 1,239 | 1,684 | 1,164 | 4,312 | 144,443 | 3.0 |
| 2nd CRAWFORD | New Filed | 0 | 17 | 0 | 0 | 9 | 0 | 53 | 0 | 0 | 58 | 67 | 126 | 1 | 331 | 2,132 | 15.5 | 6 | 94 | 29 | 150 | 279 | 2,132 | 13.1 |
| | Reinstated | 0 | 0 | 0 | 0 | 0 | 0 | 2 | 0 | 0 | 0 | 2 | 2 | 0 | 6 | 6 | 100.0 | 0 | 0 | 0 | 0 | 0 | 6 | 0.0 |
| | Disposed Of | 0 | 17 | 0 | 0 | 7 | 0 | 39 | 0 | 0 | 52 | 49 | 168 | 1 | 333 | 2,132 | 15.6 | 5 | 184 | 79 | 149 | 417 | 2,132 | 19.6 |
| | End Pending | 0 | 185 | 0 | 23 | 37 | 0 | 142 | 0 | 0 | 105 | 566 | 129 | 49 | 1,236 | 3,252 | 38.0 | 19 | 96 | 80 | 9 | 204 | 3,252 | 6.3 |
| 2nd EDWARDS | New Filed | 0 | 7 | 0 | 0 | 0 | 0 | 10 | 0 | 0 | 16 | 14 | 55 | 1 | 103 | 866 | 11.9 | 1 | 30 | 14 | 25 | 70 | 866 | 8.1 |
| | Reinstated | 0 | 0 | 0 | 0 | 0 | 0 | 0 | 0 | 0 | 0 | 0 | 0 | 0 | 0 | 0 | 0.0 | 0 | 0 | 0 | 0 | 0 | 0 | 0.0 |
| | Disposed Of | 0 | 8 | 0 | 0 | 2 | 0 | 9 | 0 | 0 | 28 | 16 | 36 | 0 | 99 | 872 | 11.4 | 1 | 26 | 3 | 25 | 55 | 872 | 6.3 |
| | End Pending | 0 | 9 | 0 | 1 | 10 | 0 | 7 | 1 | 1 | 60 | 71 | 36 | 7 | 203 | 689 | 29.5 | 1 | 31 | 36 | 0 | 68 | 689 | 9.9 |
| 2nd FRANKLIN | New Filed | 0 | 46 | 0 | 6 | 37 | 1 | 108 | 0 | 1 | 127 | 102 | 374 | 3 | 805 | 5,139 | 15.7 | 20 | 177 | 92 | 490 | 779 | 5,139 | 15.2 |
| | Reinstated | 0 | 0 | 0 | 0 | 0 | 0 | 0 | 0 | 0 | 0 | 0 | 1 | 0 | 1 | 1 | 100.0 | 0 | 0 | 0 | 0 | 0 | 1 | 0.0 |
| | Disposed Of | 0 | 49 | 0 | 2 | 38 | 0 | 81 | 0 | 1 | 21 | 57 | 257 | 2 | 508 | 2,956 | 17.2 | 4 | 156 | 32 | 453 | 645 | 2,956 | 21.8 |
| | End Pending | 0 | 524 | 0 | 123 | 313 | 19 | 805 | 2 | 4 | 979 | 929 | 1,265 | 322 | 5,285 | 13,546 | 39.0 | 148 | 392 | 860 | 187 | 1,587 | 13,546 | 11.7 |
| 2nd GALLATIN | New Filed | 0 | 4 | 0 | 0 | 7 | 0 | 5 | 0 | 0 | 33 | 20 | 46 | 25 | 140 | 1,286 | 10.9 | 10 | 18 | 8 | 52 | 88 | 1,286 | 6.8 |
| | Reinstated | 0 | 0 | 0 | 0 | 0 | 0 | 0 | 0 | 0 | 0 | 0 | 0 | 0 | 0 | 0 | 0.0 | 0 | 0 | 0 | 0 | 0 | 0 | 0.0 |
| | Disposed Of | 0 | 4 | 0 | 0 | 4 | 0 | 4 | 0 | 0 | 13 | 5 | 23 | 9 | 62 | 1,039 | 6.0 | 5 | 10 | 5 | 41 | 61 | 1,039 | 5.9 |
| | End Pending | 0 | 44 | 1 | 2 | 33 | 0 | 60 | 5 | 0 | 102 | 113 | 119 | 44 | 523 | 1,503 | 34.8 | 7 | 77 | 74 | 64 | 222 | 1,503 | 14.8 |
| 2nd HAMILTON | New Filed | 0 | 3 | 0 | 1 | 5 | 0 | 16 | 0 | 0 | 14 | 22 | 73 | 2 | 136 | 1,044 | 13.0 | 5 | 27 | 12 | 79 | 123 | 1,044 | 11.8 |
| | Reinstated | 0 | 0 | 0 | 0 | 0 | 0 | 1 | 0 | 0 | 0 | 0 | 0 | 0 | 1 | 1 | 100.0 | 0 | 0 | 0 | 0 | 0 | 1 | 0.0 |
| | Disposed Of | 0 | 10 | 0 | 0 | 3 | 0 | 15 | 0 | 0 | 9 | 26 | 73 | 0 | 136 | 1,001 | 13.6 | 5 | 39 | 11 | 79 | 134 | 1,001 | 13.4 |
| | End Pending | 0 | 9 | 0 | 7 | 20 | 0 | 16 | 2 | 0 | 46 | 107 | 42 | 22 | 271 | 964 | 28.1 | 7 | 18 | 22 | 3 | 50 | 964 | 5.2 |
| 2nd HARDIN | New Filed | 0 | 7 | 0 | 0 | 0 | 0 | 6 | 0 | 0 | 20 | 10 | 28 | 1 | 72 | 517 | 13.9 | 0 | 18 | 4 | 32 | 54 | 517 | 10.4 |
| | Reinstated | 0 | 0 | 0 | 0 | 0 | 0 | 0 | 0 | 0 | 0 | 0 | 0 | 0 | 0 | 0 | 0.0 | 0 | 0 | 0 | 0 | 0 | 0 | 0.0 |
| | Disposed Of | 0 | 5 | 0 | 0 | 0 | 0 | 5 | 0 | 0 | 14 | 1 | 25 | 0 | 50 | 457 | 10.9 | 0 | 21 | 2 | 34 | 57 | 457 | 12.5 |
| | End Pending | 0 | 21 | 0 | 2 | 23 | 0 | 80 | 0 | 3 | 112 | 78 | 67 | 44 | 430 | 937 | 45.9 | 14 | 19 | 86 | 69 | 188 | 937 | 20.1 |
| 2nd JEFFERSON | New Filed | 0 | 52 | 1 | 27 | 26 | 0 | 119 | 1 | 0 | 122 | 97 | 552 | 1 | 998 | 4,594 | 21.7 | 28 | 169 | 61 | 260 | 518 | 4,594 | 11.3 |
| | Reinstated | 0 | 0 | 0 | 0 | 0 | 0 | 0 | 0 | 0 | 0 | 0 | 15 | 0 | 15 | 22 | 68.2 | 0 | 6 | 1 | 0 | 7 | 22 | 31.8 |
| | Disposed Of | 0 | 43 | 1 | 1 | 67 | 1 | 101 | 1 | 0 | 98 | 78 | 538 | 0 | 929 | 4,089 | 22.7 | 16 | 151 | 23 | 239 | 429 | 4,089 | 10.5 |
| | End Pending | 0 | 97 | 19 | 117 | 67 | 43 | 969 | 0 | 3 | 624 | 491 | 1,640 | 198 | 4,268 | 10,498 | 40.7 | 80 | 354 | 464 | 94 | 992 | 10,498 | 9.4 |
| 2nd LAWRENCE | New Filed | 0 | 19 | 0 | 0 | 3 | 0 | 24 | 0 | 0 | 41 | 42 | 150 | 1 | 280 | 1,362 | 20.6 | 6 | 70 | 37 | 193 | 306 | 1,362 | 22.5 |
| | Reinstated | 0 | 0 | 0 | 0 | 0 | 0 | 0 | 0 | 0 | 0 | 0 | 0 | 0 | 0 | 0 | 0.0 | 0 | 0 | 0 | 0 | 0 | 0 | 0.0 |
| | Disposed Of | 0 | 7 | 0 | 2 | 8 | 0 | 18 | 0 | 0 | 56 | 33 | 116 | 0 | 240 | 1,180 | 20.3 | 5 | 59 | 21 | 176 | 261 | 1,180 | 22.1 |
| | End Pending | 0 | 56 | 0 | 10 | 56 | 0 | 48 | 1 | 4 | 74 | 170 | 228 | 178 | 825 | 3,053 | 27.0 | 14 | 89 | 60 | 22 | 185 | 3,053 | 6.1 |

* TOTAL OF ALL CASES IN ALL CATEGORIES: CIVIL; DOMESTIC RELATIONS; CRIMINAL; QUASI-CRIMINAL; AND JUVENILE

CIVIL AND DOMESTIC RELATIONS CASELOAD

| CIRCUIT / COUNTY | | CIVIL | | | | | | | | | | | | | | | | DOMESTIC RELATIONS | | | | | | |
|-------------------|-------------|-------------|----------|----------------|--------------------|-------------------------|-----------------------|---------------------------|-----------------------|---------------|--------------|---------|--------------|-------|-------------------|------------------|-------------------------------|--------------------|-------------|--------|---------------------|--------------------------------|------------------|--|
| | | ARBITRATION | CHANCERY | EMINENT DOMAIN | LAW JURY >\$50,000 | LAW NON-JURY > \$50,000 | LAW JURY = < \$50,000 | LAW NON-JURY = < \$50,000 | MUNICIPAL CORPORATION | MENTAL HEALTH | MISC. REMEDY | PROBATE | SMALL CLAIMS | TAX | TOTAL CIVIL CASES | TOTAL ALL CASES* | CIVIL CASES AS % OF ALL CASES | ADOPTION | DISSOLUTION | FAMILY | ORDER OF PROTECTION | TOTAL DOMESTIC RELATIONS CASES | TOTAL ALL CASES* | DOMESTIC RELATIONS CASES AS % OF ALL CASES |
| 2nd RICHLAND | New Filed | 0 | 8 | 0 | 6 | 4 | 1 | 25 | 0 | 0 | 92 | 41 | 153 | 1 | 331 | 1,944 | 17.0 | 7 | 60 | 39 | 130 | 236 | 1,944 | 12.1 |
| | Reinstated | 0 | 0 | 0 | 0 | 0 | 0 | 0 | 0 | 0 | 0 | 0 | 0 | 0 | 0 | 0 | 0.0 | 0 | 0 | 0 | 0 | 0 | 0 | 0.0 |
| | Disposed Of | 0 | 10 | 0 | 8 | 4 | 1 | 34 | 0 | 1 | 122 | 51 | 197 | 2 | 430 | 2,078 | 20.7 | 9 | 57 | 50 | 127 | 243 | 2,078 | 11.7 |
| | End Pending | 0 | 25 | 0 | 23 | 5 | 3 | 23 | 0 | 0 | 77 | 189 | 62 | 6 | 413 | 1,998 | 20.7 | 3 | 39 | 41 | 3 | 86 | 1,998 | 4.3 |
| 2nd WABASH | New Filed | 0 | 12 | 0 | 0 | 9 | 0 | 20 | 0 | 0 | 25 | 25 | 67 | 2 | 160 | 1,243 | 12.9 | 5 | 34 | 12 | 108 | 159 | 1,243 | 12.8 |
| | Reinstated | 0 | 0 | 0 | 0 | 0 | 0 | 0 | 0 | 0 | 0 | 0 | 0 | 0 | 0 | 0 | 0.0 | 0 | 0 | 0 | 0 | 0 | 0 | 0.0 |
| | Disposed Of | 0 | 9 | 0 | 1 | 2 | 0 | 15 | 0 | 0 | 5 | 15 | 72 | 1 | 120 | 1,102 | 10.9 | 4 | 34 | 6 | 110 | 154 | 1,102 | 14.0 |
| | End Pending | 0 | 75 | 0 | 4 | 34 | 1 | 76 | 0 | 1 | 116 | 275 | 195 | 48 | 825 | 2,488 | 33.2 | 18 | 82 | 119 | 68 | 287 | 2,488 | 11.5 |
| 2nd WAYNE | New Filed | 0 | 14 | 0 | 1 | 7 | 0 | 16 | 1 | 0 | 41 | 43 | 103 | 2 | 228 | 2,161 | 10.6 | 4 | 76 | 14 | 87 | 181 | 2,161 | 8.4 |
| | Reinstated | 0 | 0 | 0 | 0 | 0 | 0 | 0 | 0 | 0 | 0 | 0 | 0 | 0 | 0 | 0 | 0.0 | 0 | 0 | 0 | 0 | 0 | 0 | 0.0 |
| | Disposed Of | 0 | 11 | 0 | 0 | 5 | 0 | 14 | 0 | 0 | 15 | 32 | 220 | 1 | 298 | 2,177 | 13.7 | 1 | 69 | 14 | 80 | 164 | 2,177 | 7.5 |
| | End Pending | 0 | 98 | 0 | 14 | 39 | 2 | 80 | 2 | 2 | 204 | 275 | 56 | 151 | 923 | 6,049 | 15.3 | 17 | 49 | 29 | 0 | 95 | 6,049 | 1.6 |
| 2nd WHITE | New Filed | 0 | 16 | 0 | 4 | 13 | 0 | 21 | 0 | 0 | 43 | 53 | 121 | 1 | 272 | 2,709 | 10.0 | 5 | 70 | 21 | 127 | 223 | 2,709 | 8.2 |
| | Reinstated | 0 | 0 | 0 | 0 | 0 | 0 | 0 | 0 | 0 | 0 | 0 | 0 | 0 | 0 | 0 | 0.0 | 0 | 0 | 0 | 0 | 0 | 0 | 0.0 |
| | Disposed Of | 0 | 25 | 0 | 7 | 11 | 0 | 24 | 0 | 0 | 40 | 74 | 102 | 9 | 292 | 2,715 | 10.8 | 6 | 73 | 15 | 126 | 220 | 2,715 | 8.1 |
| | End Pending | 0 | 63 | 0 | 4 | 39 | 0 | 34 | 4 | 1 | 11 | 161 | 113 | 23 | 453 | 6,586 | 6.9 | 7 | 56 | 79 | 4 | 146 | 6,586 | 2.2 |
| 2nd CIRCUIT TOTAL | New Filed | 0 | 205 | 1 | 45 | 120 | 2 | 423 | 2 | 1 | 632 | 536 | 1,848 | 41 | 3,856 | 24,997 | 15.4 | 97 | 843 | 343 | 1,733 | 3,016 | 24,997 | 12.1 |
| | Reinstated | 0 | 0 | 0 | 0 | 0 | 0 | 3 | 0 | 0 | 0 | 2 | 18 | 0 | 23 | 30 | 76.7 | 0 | 6 | 1 | 0 | 7 | 30 | 23.3 |
| | Disposed Of | 0 | 198 | 1 | 21 | 151 | 2 | 359 | 1 | 2 | 473 | 437 | 1,827 | 25 | 3,497 | 21,798 | 16.0 | 61 | 879 | 261 | 1,639 | 2,840 | 21,798 | 13.0 |
| | End Pending | 0 | 1,206 | 20 | 330 | 676 | 68 | 2,340 | 17 | 19 | 2,510 | 3,425 | 3,952 | 1,092 | 15,655 | 51,563 | 30.4 | 335 | 1,302 | 1,950 | 523 | 4,110 | 51,563 | 8.0 |
| 3rd BOND | New Filed | 0 | 17 | 0 | 3 | 9 | 0 | 38 | 0 | 17 | 50 | 46 | 108 | 1 | 289 | 4,166 | 6.9 | 16 | 59 | 24 | 127 | 226 | 4,166 | 5.4 |
| | Reinstated | 0 | 0 | 0 | 0 | 0 | 0 | 0 | 0 | 0 | 0 | 0 | 0 | 0 | 0 | 0 | 0.0 | 0 | 0 | 0 | 0 | 0 | 0 | 0.0 |
| | Disposed Of | 0 | 1 | 0 | 0 | 4 | 0 | 0 | 0 | 10 | 3 | 5 | 13 | 0 | 36 | 3,828 | 0.9 | 17 | 37 | 4 | 91 | 149 | 3,828 | 3.9 |
| | End Pending | 0 | 213 | 0 | 19 | 386 | 3 | 379 | 3 | 100 | 766 | 668 | 1,069 | 68 | 3,674 | 10,435 | 35.2 | 9 | 294 | 399 | 45 | 747 | 10,435 | 7.2 |
| 3rd MADISON | New Filed | 451 | 320 | 3 | 2 | 1,847 | 0 | 532 | 4 | 358 | 1,383 | 656 | 2,394 | 61 | 8,011 | 44,864 | 17.9 | 163 | 907 | 545 | 1,474 | 3,089 | 44,864 | 6.9 |
| | Reinstated | 19 | 2 | 0 | 20 | 29 | 0 | 10 | 0 | 0 | 1 | 26 | 22 | 0 | 129 | 500 | 25.8 | 0 | 9 | 8 | 7 | 24 | 500 | 4.8 |
| | Disposed Of | 399 | 358 | 2 | 604 | 653 | 11 | 476 | 4 | 178 | 1,274 | 455 | 2,174 | 53 | 6,641 | 37,458 | 17.7 | 169 | 933 | 627 | 1,373 | 3,102 | 37,458 | 8.3 |
| | End Pending | 308 | 996 | 8 | 2,771 | 3,363 | 5 | 1,559 | 10 | 367 | 1,196 | 3,880 | 3,656 | 637 | 18,756 | 75,226 | 24.9 | 56 | 626 | 562 | 413 | 1,657 | 75,226 | 2.2 |
| 3rd CIRCUIT TOTAL | New Filed | 451 | 337 | 3 | 5 | 1,856 | 0 | 570 | 4 | 375 | 1,433 | 702 | 2,502 | 62 | 8,300 | 49,030 | 16.9 | 179 | 966 | 569 | 1,601 | 3,315 | 49,030 | 6.8 |
| | Reinstated | 19 | 2 | 0 | 20 | 29 | 0 | 10 | 0 | 0 | 1 | 26 | 22 | 0 | 129 | 500 | 25.8 | 0 | 9 | 8 | 7 | 24 | 500 | 4.8 |
| | Disposed Of | 399 | 359 | 2 | 604 | 657 | 11 | 476 | 4 | 188 | 1,277 | 460 | 2,187 | 53 | 6,677 | 41,286 | 16.2 | 186 | 970 | 631 | 1,464 | 3,251 | 41,286 | 7.9 |
| | End Pending | 308 | 1,209 | 8 | 2,790 | 3,749 | 8 | 1,938 | 13 | 467 | 1,962 | 4,548 | 4,725 | 705 | 22,430 | 85,661 | 26.2 | 65 | 920 | 961 | 458 | 2,404 | 85,661 | 2.8 |
| 4th CHRISTIAN | New Filed | 0 | 25 | 0 | 0 | 32 | 0 | 61 | 18 | 14 | 179 | 100 | 490 | 2 | 921 | 3,925 | 23.5 | 20 | 110 | 86 | 301 | 517 | 3,925 | 13.2 |
| | Reinstated | 0 | 0 | 0 | 0 | 0 | 0 | 0 | 0 | 0 | 0 | 0 | 8 | 0 | 8 | 9 | 88.9 | 0 | 0 | 0 | 0 | 0 | 9 | 0.0 |
| | Disposed Of | 0 | 34 | 0 | 4 | 13 | 0 | 56 | 6 | 13 | 87 | 77 | 466 | 0 | 756 | 2,948 | 25.6 | 19 | 96 | 60 | 299 | 474 | 2,948 | 16.1 |
| | End Pending | 0 | 72 | 1 | 16 | 76 | 3 | 37 | 15 | 0 | 331 | 937 | 201 | 12 | 1,701 | 5,842 | 29.1 | 14 | 137 | 612 | 2 | 765 | 5,842 | 13.1 |

* TOTAL OF ALL CASES IN ALL CATEGORIES: CIVIL; DOMESTIC RELATIONS; CRIMINAL; QUASI-CRIMINAL; AND JUVENILE

CIVIL AND DOMESTIC RELATIONS CASELOAD

| CIRCUIT / COUNTY | | CIVIL | | | | | | | | | | | | | | | DOMESTIC RELATIONS | | | | | | | |
|-------------------|-------------|-------------|----------|----------------|--------------------|-------------------------|-----------------------|---------------------------|-----------------------|---------------|--------------|---------|--------------|-----|-------------------|------------------|-------------------------------|----------|-------------|--------|---------------------|--------------------------------|------------------|--|
| | | ARBITRATION | CHANCERY | EMINENT DOMAIN | LAW JURY >\$50,000 | LAW NON-JURY > \$50,000 | LAW JURY = < \$50,000 | LAW NON-JURY = < \$50,000 | MUNICIPAL CORPORATION | MENTAL HEALTH | MISC. REMEDY | PROBATE | SMALL CLAIMS | TAX | TOTAL CIVIL CASES | TOTAL ALL CASES* | CIVIL CASES AS % OF ALL CASES | ADOPTION | DISSOLUTION | FAMILY | ORDER OF PROTECTION | TOTAL DOMESTIC RELATIONS CASES | TOTAL ALL CASES* | DOMESTIC RELATIONS CASES AS % OF ALL CASES |
| 4th CLAY | New Filed | 0 | 19 | 0 | 3 | 14 | 0 | 25 | 0 | 0 | 79 | 23 | 159 | 3 | 325 | 1,539 | 21.1 | 3 | 47 | 28 | 93 | 171 | 1,539 | 11.1 |
| | Reinstated | 0 | 0 | 0 | 0 | 0 | 0 | 0 | 0 | 0 | 0 | 0 | 0 | 0 | 0 | 0 | 0.0 | 0 | 0 | 0 | 0 | 0 | 0 | 0.0 |
| | Disposed Of | 0 | 13 | 0 | 3 | 3 | 0 | 21 | 0 | 0 | 29 | 22 | 131 | 3 | 225 | 1,187 | 19.0 | 1 | 34 | 18 | 87 | 140 | 1,187 | 11.8 |
| | End Pending | 0 | 19 | 0 | 5 | 16 | 1 | 14 | 0 | 0 | 60 | 70 | 66 | 8 | 259 | 942 | 27.5 | 4 | 53 | 36 | 7 | 100 | 942 | 10.6 |
| 4th CLINTON | New Filed | 0 | 26 | 0 | 11 | 25 | 4 | 55 | 0 | 1 | 125 | 70 | 217 | 2 | 536 | 3,067 | 17.5 | 6 | 88 | 45 | 99 | 238 | 3,067 | 7.8 |
| | Reinstated | 0 | 0 | 0 | 0 | 0 | 0 | 0 | 0 | 0 | 0 | 0 | 0 | 0 | 0 | 0 | 0.0 | 0 | 0 | 0 | 0 | 0 | 0 | 0.0 |
| | Disposed Of | 0 | 39 | 0 | 0 | 22 | 0 | 44 | 0 | 1 | 63 | 64 | 204 | 5 | 442 | 2,711 | 16.3 | 6 | 85 | 30 | 98 | 219 | 2,711 | 8.1 |
| | End Pending | 0 | 35 | 0 | 30 | 43 | 14 | 71 | 0 | 1 | 221 | 750 | 158 | 9 | 1,332 | 3,597 | 37.0 | 3 | 215 | 142 | 1 | 361 | 3,597 | 10.0 |
| 4th EFFINGHAM | New Filed | 0 | 23 | 0 | 0 | 49 | 0 | 57 | 0 | 0 | 154 | 104 | 300 | 1 | 688 | 4,567 | 15.1 | 3 | 94 | 56 | 143 | 296 | 4,567 | 6.5 |
| | Reinstated | 0 | 1 | 0 | 0 | 0 | 0 | 1 | 0 | 0 | 0 | 1 | 36 | 0 | 39 | 40 | 97.5 | 0 | 1 | 0 | 0 | 1 | 40 | 2.5 |
| | Disposed Of | 0 | 34 | 0 | 2 | 52 | 0 | 51 | 0 | 0 | 138 | 80 | 327 | 1 | 685 | 4,707 | 14.6 | 6 | 105 | 64 | 136 | 311 | 4,707 | 6.6 |
| | End Pending | 0 | 32 | 1 | 48 | 64 | 0 | 54 | 4 | 3 | 79 | 379 | 164 | 3 | 831 | 9,622 | 8.6 | 2 | 71 | 72 | 13 | 158 | 9,622 | 1.6 |
| 4th FAYETTE | New Filed | 0 | 20 | 0 | 2 | 15 | 0 | 39 | 5 | 0 | 125 | 68 | 181 | 2 | 457 | 5,195 | 8.8 | 8 | 86 | 47 | 132 | 273 | 5,195 | 5.3 |
| | Reinstated | 0 | 0 | 0 | 0 | 0 | 0 | 0 | 0 | 0 | 0 | 0 | 0 | 0 | 0 | 0 | 0.0 | 0 | 0 | 0 | 0 | 0 | 0 | 0.0 |
| | Disposed Of | 0 | 18 | 0 | 3 | 1 | 0 | 25 | 0 | 0 | 39 | 64 | 149 | 0 | 299 | 3,806 | 7.9 | 6 | 65 | 44 | 110 | 225 | 3,806 | 5.9 |
| | End Pending | 0 | 61 | 0 | 16 | 41 | 3 | 72 | 11 | 3 | 477 | 264 | 158 | 54 | 1,160 | 6,509 | 17.8 | 8 | 140 | 61 | 30 | 239 | 6,509 | 3.7 |
| 4th JASPER | New Filed | 0 | 8 | 0 | 0 | 5 | 0 | 14 | 0 | 0 | 27 | 24 | 70 | 1 | 149 | 1,243 | 12.0 | 0 | 31 | 17 | 31 | 79 | 1,243 | 6.4 |
| | Reinstated | 0 | 0 | 0 | 0 | 0 | 0 | 0 | 0 | 0 | 0 | 0 | 0 | 0 | 0 | 0 | 0.0 | 0 | 0 | 0 | 0 | 0 | 0 | 0.0 |
| | Disposed Of | 0 | 7 | 0 | 0 | 1 | 0 | 4 | 0 | 0 | 10 | 24 | 49 | 0 | 95 | 1,114 | 8.5 | 0 | 24 | 9 | 26 | 59 | 1,114 | 5.3 |
| | End Pending | 0 | 16 | 0 | 3 | 12 | 0 | 17 | 0 | 1 | 92 | 126 | 46 | 13 | 326 | 1,083 | 30.1 | 5 | 32 | 25 | 18 | 80 | 1,083 | 7.4 |
| 4th MARION | New Filed | 0 | 49 | 0 | 23 | 32 | 0 | 73 | 0 | 34 | 186 | 110 | 361 | 1 | 869 | 6,075 | 14.3 | 25 | 167 | 112 | 281 | 585 | 6,075 | 9.6 |
| | Reinstated | 0 | 0 | 0 | 2 | 0 | 0 | 1 | 0 | 0 | 0 | 0 | 4 | 0 | 7 | 16 | 43.8 | 0 | 0 | 8 | 1 | 9 | 16 | 56.3 |
| | Disposed Of | 0 | 48 | 0 | 5 | 32 | 0 | 77 | 1 | 33 | 79 | 86 | 270 | 1 | 632 | 5,391 | 11.7 | 14 | 142 | 140 | 252 | 548 | 5,391 | 10.2 |
| | End Pending | 0 | 83 | 0 | 69 | 38 | 3 | 46 | 0 | 3 | 164 | 527 | 193 | 6 | 1,132 | 5,024 | 22.5 | 19 | 110 | 76 | 89 | 294 | 5,024 | 5.9 |
| 4th MONTGOMERY | New Filed | 0 | 27 | 0 | 5 | 22 | 2 | 66 | 2 | 9 | 189 | 85 | 209 | 1 | 617 | 6,502 | 9.5 | 5 | 105 | 70 | 296 | 476 | 6,502 | 7.3 |
| | Reinstated | 0 | 0 | 0 | 0 | 0 | 0 | 1 | 0 | 0 | 0 | 0 | 8 | 0 | 9 | 11 | 81.8 | 0 | 2 | 0 | 0 | 2 | 11 | 18.2 |
| | Disposed Of | 0 | 17 | 0 | 3 | 15 | 1 | 41 | 0 | 3 | 76 | 60 | 165 | 0 | 381 | 4,712 | 8.1 | 6 | 89 | 32 | 276 | 403 | 4,712 | 8.6 |
| | End Pending | 0 | 83 | 0 | 23 | 54 | 1 | 85 | 2 | 12 | 347 | 421 | 288 | 16 | 1,332 | 8,438 | 15.8 | 9 | 100 | 154 | 30 | 293 | 8,438 | 3.5 |
| 4th SHELBY | New Filed | 0 | 18 | 0 | 7 | 2 | 0 | 42 | 0 | 0 | 75 | 79 | 146 | 1 | 370 | 1,845 | 20.1 | 4 | 65 | 34 | 152 | 255 | 1,845 | 13.8 |
| | Reinstated | 0 | 0 | 0 | 0 | 0 | 0 | 0 | 0 | 0 | 0 | 0 | 0 | 0 | 0 | 0 | 0.0 | 0 | 0 | 0 | 0 | 0 | 0 | 0.0 |
| | Disposed Of | 0 | 7 | 0 | 0 | 14 | 0 | 27 | 1 | 0 | 65 | 52 | 144 | 0 | 310 | 1,660 | 18.7 | 5 | 67 | 22 | 152 | 246 | 1,660 | 14.8 |
| | End Pending | 0 | 38 | 0 | 22 | 10 | 0 | 27 | 0 | 0 | 26 | 257 | 73 | 7 | 460 | 1,520 | 30.3 | 3 | 48 | 18 | 2 | 71 | 1,520 | 4.7 |
| 4th CIRCUIT TOTAL | New Filed | 0 | 215 | 0 | 51 | 196 | 6 | 432 | 25 | 58 | 1,139 | 663 | 2,133 | 14 | 4,932 | 33,958 | 14.5 | 74 | 793 | 495 | 1,528 | 2,890 | 33,958 | 8.5 |
| | Reinstated | 0 | 1 | 0 | 2 | 0 | 0 | 3 | 0 | 0 | 0 | 1 | 56 | 0 | 63 | 76 | 82.9 | 0 | 3 | 8 | 1 | 12 | 76 | 15.8 |
| | Disposed Of | 0 | 217 | 0 | 20 | 153 | 1 | 346 | 8 | 50 | 586 | 529 | 1,905 | 10 | 3,825 | 28,236 | 13.5 | 63 | 707 | 419 | 1,436 | 2,625 | 28,236 | 9.3 |
| | End Pending | 0 | 439 | 2 | 232 | 354 | 25 | 423 | 32 | 23 | 1,797 | 3,731 | 1,347 | 128 | 8,533 | 42,577 | 20.0 | 67 | 906 | 1,196 | 192 | 2,361 | 42,577 | 5.5 |

* TOTAL OF ALL CASES IN ALL CATEGORIES: CIVIL; DOMESTIC RELATIONS; CRIMINAL; QUASI-CRIMINAL; AND JUVENILE

CIVIL AND DOMESTIC RELATIONS CASELOAD

| CIRCUIT / COUNTY | | CIVIL | | | | | | | | | | | | | | | DOMESTIC RELATIONS | | | | | | | |
|-------------------|-------------|-------------|----------|----------------|--------------------|-------------------------|-----------------------|---------------------------|-----------------------|---------------|--------------|---------|--------------|-----|-------------------|------------------|-------------------------------|----------|-------------|--------|---------------------|--------------------------------|------------------|--|
| | | ARBITRATION | CHANCERY | EMINENT DOMAIN | LAW JURY >\$50,000 | LAW NON-JURY > \$50,000 | LAW JURY = < \$50,000 | LAW NON-JURY = < \$50,000 | MUNICIPAL CORPORATION | MENTAL HEALTH | MISC. REMEDY | PROBATE | SMALL CLAIMS | TAX | TOTAL CIVIL CASES | TOTAL ALL CASES* | CIVIL CASES AS % OF ALL CASES | ADOPTION | DISSOLUTION | FAMILY | ORDER OF PROTECTION | TOTAL DOMESTIC RELATIONS CASES | TOTAL ALL CASES* | DOMESTIC RELATIONS CASES AS % OF ALL CASES |
| 5th CLARK | New Filed | 0 | 13 | 0 | 0 | 23 | 0 | 30 | 0 | 0 | 35 | 62 | 141 | 2 | 306 | 2,161 | 14.2 | 4 | 48 | 17 | 53 | 122 | 2,161 | 5.6 |
| | Reinstated | 0 | 0 | 0 | 0 | 0 | 0 | 0 | 0 | 0 | 0 | 0 | 1 | 0 | 1 | 1 | 100.0 | 0 | 0 | 0 | 0 | 0 | 1 | 0.0 |
| | Disposed Of | 0 | 5 | 3 | 0 | 9 | 0 | 24 | 0 | 0 | 23 | 32 | 124 | 2 | 222 | 1,958 | 11.3 | 0 | 94 | 11 | 84 | 189 | 1,958 | 9.7 |
| | End Pending | 0 | 55 | 1 | 23 | 62 | 3 | 96 | 0 | 1 | 90 | 332 | 251 | 17 | 931 | 3,775 | 24.7 | 9 | 60 | 86 | 68 | 223 | 3,775 | 5.9 |
| 5th COLES | New Filed | 0 | 39 | 0 | 0 | 42 | 0 | 187 | 3 | 65 | 473 | 135 | 556 | 1 | 1,501 | 6,894 | 21.8 | 55 | 165 | 118 | 296 | 634 | 6,894 | 9.2 |
| | Reinstated | 0 | 0 | 0 | 0 | 0 | 0 | 0 | 0 | 0 | 0 | 0 | 0 | 0 | 0 | 0 | 0.0 | 0 | 0 | 0 | 0 | 0 | 0 | 0.0 |
| | Disposed Of | 0 | 14 | 0 | 0 | 19 | 1 | 69 | 0 | 45 | 256 | 23 | 380 | 0 | 807 | 4,998 | 16.1 | 1 | 125 | 12 | 263 | 401 | 4,998 | 8.0 |
| | End Pending | 0 | 446 | 5 | 74 | 351 | 9 | 1,668 | 4 | 59 | 1,727 | 798 | 2,659 | 191 | 7,991 | 23,835 | 33.5 | 412 | 744 | 1,256 | 467 | 2,879 | 23,835 | 12.1 |
| 5th CUMBERLAND | New Filed | 0 | 10 | 0 | 0 | 8 | 0 | 15 | 0 | 1 | 33 | 33 | 66 | 1 | 167 | 1,041 | 16.0 | 1 | 40 | 7 | 40 | 88 | 1,041 | 8.5 |
| | Reinstated | 0 | 0 | 0 | 0 | 0 | 0 | 0 | 0 | 0 | 0 | 0 | 0 | 0 | 0 | 0 | 0.0 | 0 | 0 | 0 | 0 | 0 | 0 | 0.0 |
| | Disposed Of | 0 | 6 | 0 | 0 | 0 | 0 | 6 | 0 | 0 | 2 | 10 | 74 | 0 | 98 | 992 | 9.9 | 1 | 40 | 4 | 33 | 78 | 992 | 7.9 |
| | End Pending | 0 | 154 | 0 | 18 | 67 | 4 | 195 | 0 | 5 | 235 | 429 | 382 | 75 | 1,564 | 5,002 | 31.3 | 34 | 170 | 189 | 157 | 550 | 5,002 | 11.0 |
| 5th EDGAR | New Filed | 0 | 19 | 0 | 0 | 15 | 0 | 42 | 0 | 0 | 82 | 67 | 129 | 1 | 355 | 1,755 | 20.2 | 10 | 66 | 38 | 83 | 197 | 1,755 | 11.2 |
| | Reinstated | 0 | 0 | 0 | 0 | 0 | 0 | 0 | 0 | 0 | 0 | 0 | 0 | 0 | 0 | 1 | 0.0 | 0 | 1 | 0 | 0 | 1 | 1 | 100.0 |
| | Disposed Of | 0 | 1 | 0 | 0 | 1 | 0 | 5 | 0 | 0 | 25 | 18 | 50 | 0 | 100 | 1,077 | 9.3 | 4 | 66 | 4 | 34 | 108 | 1,077 | 10.0 |
| | End Pending | 0 | 139 | 0 | 40 | 70 | 0 | 342 | 55 | 0 | 311 | 661 | 758 | 39 | 2,415 | 5,224 | 46.2 | 17 | 77 | 200 | 72 | 366 | 5,224 | 7.0 |
| 5th VERMILION | New Filed | 0 | 86 | 0 | 54 | 43 | 2 | 451 | 1 | 15 | 583 | 204 | 886 | 0 | 2,325 | 12,514 | 18.6 | 27 | 293 | 256 | 623 | 1,199 | 12,514 | 9.6 |
| | Reinstated | 0 | 0 | 0 | 0 | 0 | 0 | 0 | 0 | 0 | 0 | 0 | 0 | 0 | 0 | 115 | 0.0 | 0 | 0 | 0 | 0 | 0 | 115 | 0.0 |
| | Disposed Of | 0 | 20 | 0 | 7 | 11 | 1 | 160 | 0 | 6 | 85 | 48 | 674 | 0 | 1,012 | 7,947 | 12.7 | 6 | 123 | 3 | 521 | 653 | 7,947 | 8.2 |
| | End Pending | 0 | 542 | 21 | 65 | 481 | -98 | 2,634 | 5 | 86 | 2,675 | 3,013 | 2,609 | 153 | 12,186 | 30,941 | 39.4 | 136 | 1,229 | 1,493 | 913 | 3,771 | 30,941 | 12.2 |
| 5th CIRCUIT TOTAL | New Filed | 0 | 167 | 0 | 54 | 131 | 2 | 725 | 4 | 81 | 1,206 | 501 | 1,778 | 5 | 4,654 | 24,365 | 19.1 | 97 | 612 | 436 | 1,095 | 2,240 | 24,365 | 9.2 |
| | Reinstated | 0 | 0 | 0 | 0 | 0 | 0 | 0 | 0 | 0 | 0 | 0 | 1 | 0 | 1 | 117 | 0.9 | 0 | 1 | 0 | 0 | 1 | 117 | 0.9 |
| | Disposed Of | 0 | 46 | 3 | 7 | 40 | 2 | 264 | 0 | 51 | 391 | 131 | 1,302 | 2 | 2,239 | 16,972 | 13.2 | 12 | 448 | 34 | 935 | 1,429 | 16,972 | 8.4 |
| | End Pending | 0 | 1,336 | 27 | 220 | 1,031 | -82 | 4,935 | 64 | 151 | 5,038 | 5,233 | 6,659 | 475 | 25,087 | 68,777 | 36.5 | 608 | 2,280 | 3,224 | 1,677 | 7,789 | 68,777 | 11.3 |
| 6th CHAMPAIGN | New Filed | 0 | 131 | 0 | 0 | 184 | 258 | 390 | 1 | 32 | 1,035 | 348 | 1,415 | 95 | 3,889 | 21,772 | 17.9 | 78 | 500 | 276 | 1,057 | 1,911 | 21,772 | 8.8 |
| | Reinstated | 0 | 2 | 0 | 2 | 0 | 6 | 0 | 0 | 0 | 0 | 0 | 24 | 0 | 34 | 819 | 4.2 | 0 | 3 | 1 | 3 | 7 | 819 | 0.9 |
| | Disposed Of | 0 | 140 | 1 | 115 | 23 | 161 | 252 | 0 | 2 | 537 | 199 | 1,962 | 18 | 3,410 | 21,038 | 16.2 | 75 | 443 | 171 | 1,176 | 1,865 | 21,038 | 8.9 |
| | End Pending | 0 | 1,526 | 27 | 270 | 2,005 | 108 | 8,131 | 5 | 79 | 2,892 | 4,392 | 3,302 | 482 | 23,219 | 46,883 | 49.5 | 209 | 1,870 | 3,908 | 24 | 6,011 | 46,883 | 12.8 |
| 6th DEWITT | New Filed | 0 | 21 | 0 | 0 | 16 | 0 | 40 | 0 | 0 | 50 | 61 | 148 | 1 | 337 | 1,989 | 16.9 | 5 | 48 | 18 | 124 | 195 | 1,989 | 9.8 |
| | Reinstated | 0 | 0 | 0 | 0 | 0 | 0 | 0 | 0 | 0 | 0 | 0 | 0 | 0 | 0 | 0 | 0.0 | 0 | 0 | 0 | 0 | 0 | 0 | 0.0 |
| | Disposed Of | 0 | 8 | 0 | 2 | 5 | 0 | 22 | 0 | 0 | 12 | 46 | 81 | 1 | 177 | 1,776 | 10.0 | 3 | 17 | 12 | 120 | 152 | 1,776 | 8.6 |
| | End Pending | 0 | 77 | 5 | 6 | 67 | 1 | 94 | 1 | 1 | 799 | 316 | 139 | 56 | 1,562 | 3,433 | 45.5 | 9 | 102 | 95 | 3 | 209 | 3,433 | 6.1 |
| 6th DOUGLAS | New Filed | 0 | 25 | 0 | 6 | 9 | 0 | 42 | 0 | 0 | 58 | 33 | 148 | 1 | 322 | 3,461 | 9.3 | 2 | 59 | 27 | 106 | 194 | 3,461 | 5.6 |
| | Reinstated | 0 | 1 | 0 | 3 | 0 | 0 | 0 | 0 | 0 | 0 | 0 | 3 | 0 | 7 | 7 | 100.0 | 0 | 0 | 0 | 0 | 0 | 7 | 0.0 |
| | Disposed Of | 0 | 20 | 0 | 8 | 6 | 0 | 52 | 0 | 0 | 58 | 44 | 167 | 1 | 356 | 2,958 | 12.0 | 1 | 34 | 20 | 107 | 162 | 2,958 | 5.5 |
| | End Pending | 0 | 35 | 0 | 20 | 6 | 1 | 30 | 0 | 0 | 20 | 154 | 99 | 3 | 368 | 3,507 | 10.5 | 7 | 67 | 34 | 0 | 108 | 3,507 | 3.1 |

* TOTAL OF ALL CASES IN ALL CATEGORIES: CIVIL; DOMESTIC RELATIONS; CRIMINAL; QUASI-CRIMINAL; AND JUVENILE

CIVIL AND DOMESTIC RELATIONS CASELOAD

| CIRCUIT / COUNTY | | CIVIL | | | | | | | | | | | | | | | DOMESTIC RELATIONS | | | | | | | |
|-------------------------|-------------|-------------|----------|----------------|--------------------|-------------------------|----------------------|--------------------------|-----------------------|---------------|--------------|---------|--------------|-------|-------------------|------------------|-------------------------------|----------|-------------|--------|---------------------|--------------------------------|------------------|--|
| | | ARBITRATION | CHANCERY | EMINENT DOMAIN | LAW JURY >\$50,000 | LAW NON-JURY > \$50,000 | LAW JURY <= \$50,000 | LAW NON-JURY <= \$50,000 | MUNICIPAL CORPORATION | MENTAL HEALTH | MISC. REMEDY | PROBATE | SMALL CLAIMS | TAX | TOTAL CIVIL CASES | TOTAL ALL CASES* | CIVIL CASES AS % OF ALL CASES | ADOPTION | DISSOLUTION | FAMILY | ORDER OF PROTECTION | TOTAL DOMESTIC RELATIONS CASES | TOTAL ALL CASES* | DOMESTIC RELATIONS CASES AS % OF ALL CASES |
| 6th MACON | New Filed | 0 | 106 | 1 | 1 | 2 | 0 | 462 | 3 | 15 | 905 | 344 | 1,194 | 1 | 3,164 | 17,870 | 17.7 | 70 | 378 | 348 | 713 | 1,509 | 17,870 | 8.4 |
| | Reinstated | 0 | 0 | 0 | 0 | 0 | 0 | 0 | 0 | 0 | 0 | 0 | 9 | 0 | 9 | 9 | 100.0 | 0 | 0 | 0 | 0 | 0 | 9 | 0.0 |
| | Disposed Of | 0 | 97 | 0 | 1 | 60 | 0 | 290 | 0 | 3 | 711 | 170 | 855 | 1 | 2,188 | 14,880 | 14.7 | 49 | 232 | 184 | 538 | 1,003 | 14,880 | 6.7 |
| | End Pending | 0 | 166 | 1 | 81 | 273 | 0 | 536 | 13 | 16 | 777 | 1,815 | 1,120 | 17 | 4,815 | 16,566 | 29.1 | 43 | 613 | 994 | 249 | 1,899 | 16,566 | 11.5 |
| 6th MOULTRIE | New Filed | 0 | 11 | 1 | 2 | 9 | 0 | 24 | 0 | 0 | 62 | 48 | 72 | 1 | 230 | 1,793 | 12.8 | 5 | 41 | 22 | 90 | 158 | 1,793 | 8.8 |
| | Reinstated | 0 | 0 | 0 | 0 | 0 | 0 | 0 | 0 | 0 | 0 | 0 | 5 | 0 | 5 | 5 | 100.0 | 0 | 0 | 0 | 0 | 0 | 5 | 0.0 |
| | Disposed Of | 0 | 12 | 1 | 3 | 7 | 0 | 26 | 0 | 0 | 58 | 37 | 73 | 0 | 217 | 1,619 | 13.4 | 4 | 42 | 20 | 91 | 157 | 1,619 | 9.7 |
| | End Pending | 0 | 19 | 0 | 3 | 5 | 1 | 13 | 0 | 0 | 16 | 174 | 40 | 6 | 277 | 1,123 | 24.7 | 1 | 25 | 16 | 0 | 42 | 1,123 | 3.7 |
| 6th PIATT | New Filed | 0 | 13 | 0 | 1 | 10 | 0 | 18 | 0 | 0 | 82 | 44 | 101 | 2 | 271 | 1,807 | 15.0 | 3 | 48 | 21 | 86 | 158 | 1,807 | 8.7 |
| | Reinstated | 0 | 0 | 0 | 0 | 0 | 0 | 0 | 0 | 0 | 0 | 0 | 0 | 0 | 0 | 0 | 0.0 | 0 | 0 | 0 | 0 | 0 | 0 | 0.0 |
| | Disposed Of | 0 | 20 | 0 | 2 | 5 | 1 | 18 | 0 | 0 | 54 | 6 | 83 | 1 | 190 | 1,448 | 13.1 | 2 | 36 | 4 | 83 | 125 | 1,448 | 8.6 |
| | End Pending | 0 | 139 | 2 | 18 | 31 | 1 | 19 | 0 | 0 | 38 | 467 | 375 | 26 | 1,116 | 3,287 | 34.0 | 7 | 207 | 211 | 4 | 429 | 3,287 | 13.1 |
| 6th CIRCUIT TOTAL | New Filed | 0 | 307 | 2 | 10 | 360 | 258 | 976 | 4 | 47 | 2,192 | 878 | 3,078 | 101 | 8,213 | 48,692 | 16.9 | 163 | 1,074 | 712 | 2,176 | 4,125 | 48,692 | 8.5 |
| | Reinstated | 0 | 3 | 0 | 5 | 0 | 6 | 0 | 0 | 0 | 0 | 41 | 0 | 0 | 55 | 840 | 6.5 | 0 | 3 | 1 | 3 | 7 | 840 | 0.8 |
| | Disposed Of | 0 | 297 | 2 | 131 | 106 | 162 | 660 | 0 | 5 | 1,430 | 502 | 3,221 | 22 | 6,538 | 43,719 | 15.0 | 134 | 804 | 411 | 2,115 | 3,464 | 43,719 | 7.9 |
| | End Pending | 0 | 1,962 | 35 | 398 | 2,387 | 112 | 8,823 | 19 | 96 | 4,542 | 7,318 | 5,075 | 590 | 31,357 | 74,799 | 41.9 | 276 | 2,884 | 5,258 | 280 | 8,698 | 74,799 | 11.6 |
| 7th GREENE | New Filed | 0 | 13 | 0 | 4 | 14 | 0 | 24 | 0 | 3 | 37 | 37 | 163 | 1 | 296 | 1,932 | 15.3 | 5 | 50 | 16 | 122 | 193 | 1,932 | 10.0 |
| | Reinstated | 0 | 0 | 0 | 0 | 0 | 0 | 0 | 0 | 0 | 0 | 0 | 2 | 0 | 2 | 8 | 25.0 | 0 | 0 | 0 | 0 | 0 | 8 | 0.0 |
| | Disposed Of | 0 | 14 | 0 | 3 | 6 | 0 | 15 | 0 | 3 | 36 | 31 | 154 | 2 | 264 | 1,755 | 15.0 | 2 | 61 | 17 | 121 | 201 | 1,755 | 11.5 |
| | End Pending | 0 | 11 | 0 | 12 | 17 | 0 | 15 | 0 | 0 | 6 | 77 | 75 | 14 | 227 | 1,136 | 20.0 | 6 | 28 | 25 | 10 | 69 | 1,136 | 6.1 |
| 7th JERSEY | New Filed | 0 | 23 | 0 | 0 | 28 | 0 | 55 | 0 | 2 | 90 | 66 | 228 | 13 | 505 | 5,402 | 9.3 | 14 | 67 | 55 | 135 | 271 | 5,402 | 5.0 |
| | Reinstated | 0 | 0 | 0 | 0 | 0 | 0 | 0 | 0 | 0 | 0 | 0 | 0 | 0 | 0 | 0 | 0.0 | 0 | 0 | 0 | 0 | 0 | 0 | 0.0 |
| | Disposed Of | 0 | 29 | 2 | 0 | 19 | 0 | 41 | 0 | 0 | 87 | 40 | 236 | 11 | 465 | 4,830 | 9.6 | 16 | 68 | 68 | 121 | 273 | 4,830 | 5.7 |
| | End Pending | 0 | 25 | 0 | 6 | 60 | 1 | 37 | 0 | 7 | 16 | 424 | 78 | 14 | 668 | 3,786 | 17.6 | 2 | 37 | 21 | 20 | 80 | 3,786 | 2.1 |
| 7th MACOUPIN | New Filed | 0 | 59 | 0 | 10 | 20 | 3 | 88 | 0 | 14 | 92 | 136 | 451 | 1 | 874 | 6,830 | 12.8 | 11 | 116 | 89 | 432 | 648 | 6,830 | 9.5 |
| | Reinstated | 0 | 0 | 0 | 0 | 0 | 0 | 0 | 0 | 0 | 0 | 0 | 1 | 0 | 1 | 2 | 50.0 | 0 | 0 | 0 | 1 | 1 | 2 | 50.0 |
| | Disposed Of | 0 | 66 | 0 | 0 | 30 | 0 | 85 | 0 | 1 | 82 | 55 | 380 | 1 | 700 | 5,520 | 12.7 | 5 | 128 | 60 | 420 | 613 | 5,520 | 11.1 |
| | End Pending | 0 | 71 | 0 | 68 | 55 | 4 | 128 | 20 | 54 | 143 | 883 | 1,595 | 19 | 3,040 | 13,015 | 23.4 | 14 | 136 | 544 | 317 | 1,011 | 13,015 | 7.8 |
| 7th MORGAN | New Filed | 0 | 38 | 0 | 7 | 18 | 0 | 111 | 1 | 5 | 137 | 82 | 447 | 1 | 847 | 3,481 | 24.3 | 11 | 108 | 47 | 276 | 442 | 3,481 | 12.7 |
| | Reinstated | 0 | 0 | 0 | 0 | 0 | 0 | 0 | 0 | 0 | 0 | 0 | 0 | 0 | 0 | 2 | 0.0 | 0 | 0 | 0 | 0 | 0 | 2 | 0.0 |
| | Disposed Of | 0 | 33 | 0 | 6 | 15 | 1 | 93 | 0 | 3 | 112 | 117 | 338 | 0 | 718 | 3,298 | 21.8 | 8 | 109 | 55 | 272 | 444 | 3,298 | 13.5 |
| | End Pending | 0 | 33 | 0 | 25 | 33 | 0 | 68 | 1 | 0 | 59 | 732 | 713 | 9 | 1,673 | 3,184 | 52.5 | 6 | 91 | 65 | 8 | 170 | 3,184 | 5.3 |
| 7th SANGAMON | New Filed | 0 | 206 | 7 | 130 | 124 | 19 | 1,087 | 2 | 359 | 1,269 | 722 | 3,345 | 1 | 7,271 | 38,476 | 18.9 | 70 | 673 | 495 | 2,428 | 3,666 | 38,476 | 9.5 |
| | Reinstated | 0 | 0 | 0 | 0 | 0 | 0 | 0 | 0 | 0 | 0 | 0 | 0 | 0 | 0 | 0 | 0.0 | 0 | 0 | 0 | 0 | 0 | 0 | 0.0 |
| | Disposed Of | 0 | 332 | 7 | 133 | 54 | 56 | 761 | 3 | 381 | 1,417 | 1,084 | 5,841 | 5 | 10,074 | 44,545 | 22.6 | 102 | 1,513 | 1,367 | 2,877 | 5,859 | 44,545 | 13.2 |
| | End Pending | 0 | 2,475 | 8 | 610 | 917 | 650 | 3,444 | 16 | 17 | 2,669 | 6,111 | 16,553 | 1,094 | 34,564 | 78,631 | 44.0 | 129 | 1,785 | 2,999 | 345 | 5,258 | 78,631 | 6.7 |

* TOTAL OF ALL CASES IN ALL CATEGORIES: CIVIL; DOMESTIC RELATIONS; CRIMINAL; QUASI-CRIMINAL; AND JUVENILE

CIVIL AND DOMESTIC RELATIONS CASELOAD

| CIRCUIT / COUNTY | | CIVIL | | | | | | | | | | | | | | DOMESTIC RELATIONS | | | | | | | | |
|-------------------|-------------|-------------|----------|----------------|--------------------|------------------------|---------------------|-------------------------|-----------------------|---------------|--------------|---------|--------------|-------|-------------------|--------------------|-------------------------------|----------|-------------|--------|---------------------|--------------------------------|------------------|--|
| | | ARBITRATION | CHANCERY | EMINENT DOMAIN | LAW JURY >\$50,000 | LAW NON-JURY >\$50,000 | LAW JURY =<\$50,000 | LAW NON-JURY =<\$50,000 | MUNICIPAL CORPORATION | MENTAL HEALTH | MISC. REMEDY | PROBATE | SMALL CLAIMS | TAX | TOTAL CIVIL CASES | TOTAL ALL CASES* | CIVIL CASES AS % OF ALL CASES | ADOPTION | DISSOLUTION | FAMILY | ORDER OF PROTECTION | TOTAL DOMESTIC RELATIONS CASES | TOTAL ALL CASES* | DOMESTIC RELATIONS CASES AS % OF ALL CASES |
| 7th SCOTT | New Filed | 0 | 3 | 0 | 0 | 1 | 13 | 0 | 0 | 16 | 15 | 62 | 6 | 116 | 864 | 13.4 | 8 | 21 | 7 | 34 | 70 | 864 | 8.1 | |
| | Reinstated | 0 | 0 | 0 | 0 | 0 | 0 | 0 | 0 | 0 | 0 | 0 | 0 | 0 | 0 | 0.0 | 0 | 0 | 0 | 0 | 0 | 0 | 0.0 | |
| | Disposed Of | 0 | 0 | 0 | 0 | 0 | 1 | 6 | 0 | 4 | 1 | 36 | 5 | 53 | 651 | 8.1 | 6 | 12 | 0 | 18 | 36 | 651 | 5.5 | |
| | End Pending | 0 | 16 | 0 | 4 | 11 | 1 | 29 | 0 | 1 | 76 | 178 | 105 | 14 | 435 | 1,408 | 30.9 | 7 | 56 | 71 | 13 | 147 | 1,408 | 10.4 |
| 7th CIRCUIT TOTAL | New Filed | 0 | 342 | 7 | 151 | 205 | 22 | 1,378 | 3 | 383 | 1,641 | 1,058 | 4,696 | 23 | 9,909 | 56,985 | 17.4 | 119 | 1,035 | 709 | 3,427 | 5,290 | 56,985 | 9.3 |
| | Reinstated | 0 | 0 | 0 | 0 | 0 | 0 | 0 | 0 | 0 | 0 | 0 | 3 | 0 | 3 | 12 | 25.0 | 0 | 0 | 0 | 1 | 1 | 12 | 8.3 |
| | Disposed Of | 0 | 474 | 9 | 142 | 124 | 58 | 1,001 | 3 | 388 | 1,738 | 1,328 | 6,985 | 24 | 12,274 | 60,599 | 20.3 | 139 | 1,891 | 1,567 | 3,829 | 7,426 | 60,599 | 12.3 |
| | End Pending | 0 | 2,631 | 8 | 725 | 1,093 | 656 | 3,721 | 37 | 79 | 2,969 | 8,405 | 19,119 | 1,164 | 40,607 | 101,160 | 40.1 | 164 | 2,133 | 3,725 | 713 | 6,735 | 101,160 | 6.7 |
| 8th ADAMS | New Filed | 0 | 60 | 0 | 2 | 64 | 0 | 193 | 0 | 496 | 255 | 156 | 1,133 | 3 | 2,362 | 9,314 | 25.4 | 39 | 239 | 174 | 536 | 988 | 9,314 | 10.6 |
| | Reinstated | 0 | 0 | 0 | 3 | 0 | 0 | 0 | 0 | 0 | 6 | 0 | 0 | 0 | 9 | 20 | 45.0 | 0 | 0 | 6 | 5 | 11 | 20 | 55.0 |
| | Disposed Of | 0 | 55 | 0 | 6 | 45 | 0 | 144 | 0 | 460 | 225 | 120 | 1,399 | 3 | 2,457 | 9,112 | 27.0 | 37 | 222 | 187 | 503 | 949 | 9,112 | 10.4 |
| | End Pending | 0 | 54 | 0 | 13 | 127 | 0 | 175 | 2 | 72 | 80 | 720 | 1,045 | 15 | 2,303 | 8,541 | 27.0 | 15 | 160 | 130 | 194 | 499 | 8,541 | 5.8 |
| 8th BROWN | New Filed | 0 | 6 | 0 | 0 | 3 | 0 | 4 | 0 | 29 | 16 | 57 | 2 | 117 | 985 | 11.9 | 3 | 15 | 11 | 26 | 55 | 985 | 5.6 | |
| | Reinstated | 0 | 0 | 0 | 0 | 0 | 0 | 0 | 0 | 0 | 0 | 0 | 0 | 0 | 0 | 0.0 | 0 | 0 | 0 | 0 | 0 | 0 | 0.0 | |
| | Disposed Of | 0 | 10 | 0 | 0 | 2 | 0 | 6 | 0 | 18 | 8 | 39 | 2 | 85 | 881 | 9.6 | 3 | 12 | 12 | 24 | 51 | 881 | 5.8 | |
| | End Pending | 0 | 5 | 0 | 3 | 5 | 0 | 6 | 0 | 67 | 83 | 41 | 5 | 215 | 784 | 27.4 | 12 | 19 | 29 | 3 | 63 | 784 | 8.0 | |
| 8th CALHOUN | New Filed | 0 | 5 | 1 | 1 | 0 | 5 | 0 | 0 | 25 | 11 | 20 | 5 | 73 | 589 | 12.4 | 0 | 8 | 4 | 18 | 30 | 589 | 5.1 | |
| | Reinstated | 0 | 0 | 0 | 0 | 0 | 0 | 0 | 0 | 0 | 0 | 0 | 0 | 0 | 0 | 0.0 | 0 | 0 | 0 | 0 | 0 | 0 | 0.0 | |
| | Disposed Of | 0 | 5 | 0 | 1 | 2 | 0 | 3 | 0 | 12 | 13 | 19 | 3 | 58 | 486 | 11.9 | 0 | 11 | 2 | 16 | 29 | 486 | 6.0 | |
| | End Pending | 0 | 7 | 1 | 3 | 2 | 0 | 4 | 0 | 34 | 51 | 12 | 13 | 127 | 501 | 25.3 | 0 | 6 | 6 | 5 | 17 | 501 | 3.4 | |
| 8th CASS | New Filed | 0 | 11 | 0 | 2 | 8 | 0 | 30 | 2 | 17 | 36 | 181 | 1 | 288 | 1,978 | 14.6 | 17 | 34 | 28 | 74 | 153 | 1,978 | 7.7 | |
| | Reinstated | 0 | 0 | 0 | 0 | 0 | 0 | 0 | 0 | 1 | 2 | 4 | 0 | 7 | 7 | 100.0 | 0 | 0 | 0 | 0 | 0 | 7 | 0.0 | |
| | Disposed Of | 0 | 12 | 0 | 0 | 9 | 0 | 27 | 2 | 22 | 23 | 151 | 1 | 247 | 1,806 | 13.7 | 13 | 38 | 40 | 80 | 171 | 1,806 | 9.5 | |
| | End Pending | 0 | 27 | 0 | 7 | 11 | 0 | 23 | 1 | 18 | 166 | 103 | 4 | 360 | 1,992 | 18.1 | 11 | 49 | 43 | 9 | 112 | 1,992 | 5.6 | |
| 8th MASON | New Filed | 0 | 16 | 0 | 4 | 6 | 1 | 26 | 1 | 49 | 61 | 135 | 1 | 300 | 2,931 | 10.2 | 4 | 41 | 22 | 150 | 217 | 2,931 | 7.4 | |
| | Reinstated | 0 | 0 | 0 | 0 | 0 | 0 | 0 | 0 | 0 | 0 | 0 | 0 | 0 | 1 | 0.0 | 1 | 0 | 0 | 0 | 1 | 1 | 100.0 | |
| | Disposed Of | 0 | 13 | 0 | 4 | 0 | 2 | 19 | 2 | 45 | 22 | 94 | 0 | 201 | 2,388 | 8.4 | 7 | 28 | 11 | 142 | 188 | 2,388 | 7.9 | |
| | End Pending | 0 | 120 | 1 | 8 | 17 | 0 | 49 | 15 | 65 | 443 | 229 | 50 | 1,001 | 3,979 | 25.2 | 23 | 55 | 209 | 86 | 373 | 3,979 | 9.4 | |
| 8th MENARD | New Filed | 0 | 10 | 0 | 1 | 3 | 0 | 10 | 0 | 24 | 40 | 96 | 1 | 185 | 779 | 23.7 | 4 | 49 | 15 | 52 | 120 | 779 | 15.4 | |
| | Reinstated | 0 | 0 | 0 | 0 | 0 | 0 | 0 | 0 | 0 | 3 | 0 | 0 | 3 | 4 | 75.0 | 0 | 1 | 0 | 0 | 1 | 4 | 25.0 | |
| | Disposed Of | 0 | 15 | 0 | 1 | 3 | 0 | 10 | 0 | 17 | 29 | 77 | 3 | 155 | 741 | 20.9 | 5 | 53 | 17 | 50 | 125 | 741 | 16.9 | |
| | End Pending | 0 | 18 | 0 | 4 | 2 | 0 | 14 | 1 | 25 | 144 | 42 | 1 | 251 | 691 | 36.3 | 0 | 23 | 12 | 6 | 41 | 691 | 5.9 | |
| 8th PIKE | New Filed | 0 | 22 | 0 | 2 | 17 | 0 | 31 | 0 | 23 | 141 | 80 | 160 | 1 | 477 | 3,497 | 13.6 | 3 | 64 | 39 | 143 | 249 | 3,497 | 7.1 |
| | Reinstated | 0 | 0 | 0 | 0 | 0 | 0 | 0 | 0 | 0 | 1 | 0 | 0 | 1 | 2 | 50.0 | 0 | 1 | 0 | 0 | 1 | 2 | 50.0 | |
| | Disposed Of | 0 | 8 | 2 | 3 | 10 | 1 | 28 | 0 | 12 | 105 | 35 | 151 | 0 | 355 | 2,774 | 12.8 | 5 | 54 | 29 | 133 | 221 | 2,774 | 8.0 |
| | End Pending | 0 | 88 | 1 | 20 | 38 | 1 | 105 | 21 | 22 | 297 | 357 | 333 | 113 | 1,396 | 6,315 | 22.1 | 8 | 111 | 54 | 29 | 202 | 6,315 | 3.2 |

* TOTAL OF ALL CASES IN ALL CATEGORIES: CIVIL; DOMESTIC RELATIONS; CRIMINAL; QUASI-CRIMINAL; AND JUVENILE

CIVIL AND DOMESTIC RELATIONS CASELOAD

| CIRCUIT / COUNTY | | CIVIL | | | | | | | | | | | | | | | DOMESTIC RELATIONS | | | | | | | |
|-------------------|-------------|-------------|----------|----------------|--------------------|-------------------------|----------------------|--------------------------|-----------------------|---------------|--------------|---------|--------------|-----|-------------------|------------------|-------------------------------|----------|-------------|--------|---------------------|--------------------------------|------------------|--|
| | | ARBITRATION | CHANCERY | EMINENT DOMAIN | LAW JURY >\$50,000 | LAW NON-JURY > \$50,000 | LAW JURY <= \$50,000 | LAW NON-JURY <= \$50,000 | MUNICIPAL CORPORATION | MENTAL HEALTH | MISC. REMEDY | PROBATE | SMALL CLAIMS | TAX | TOTAL CIVIL CASES | TOTAL ALL CASES* | CIVIL CASES AS % OF ALL CASES | ADOPTION | DISSOLUTION | FAMILY | ORDER OF PROTECTION | TOTAL DOMESTIC RELATIONS CASES | TOTAL ALL CASES* | DOMESTIC RELATIONS CASES AS % OF ALL CASES |
| 8th SCHUYLER | New Filed | 0 | 13 | 0 | 8 | 2 | 1 | 16 | 0 | 1 | 26 | 24 | 88 | 1 | 180 | 1,354 | 13.3 | 3 | 22 | 4 | 36 | 65 | 1,354 | 4.8 |
| | Reinstated | 0 | 0 | 0 | 0 | 0 | 0 | 0 | 0 | 0 | 0 | 2 | 0 | 0 | 2 | 2 | 100.0 | 0 | 0 | 0 | 0 | 0 | 2 | 0.0 |
| | Disposed Of | 0 | 10 | 0 | 1 | 1 | 0 | 8 | 0 | 1 | 21 | 16 | 90 | 0 | 148 | 1,300 | 11.4 | 1 | 23 | 3 | 33 | 60 | 1,300 | 4.6 |
| | End Pending | 0 | 21 | 0 | 24 | 4 | 3 | 18 | 4 | 1 | 21 | 92 | 67 | 20 | 275 | 1,412 | 19.5 | 3 | 12 | 13 | 8 | 36 | 1,412 | 2.5 |
| 8th CIRCUIT TOTAL | New Filed | 0 | 143 | 1 | 20 | 103 | 2 | 315 | 3 | 520 | 566 | 424 | 1,870 | 15 | 3,982 | 21,427 | 18.6 | 73 | 472 | 297 | 1,035 | 1,877 | 21,427 | 8.8 |
| | Reinstated | 0 | 0 | 0 | 3 | 0 | 0 | 0 | 0 | 0 | 1 | 12 | 6 | 0 | 22 | 36 | 61.1 | 1 | 2 | 6 | 5 | 14 | 36 | 38.9 |
| | Disposed Of | 0 | 128 | 2 | 16 | 72 | 3 | 245 | 4 | 473 | 465 | 266 | 2,020 | 12 | 3,706 | 19,488 | 19.0 | 71 | 441 | 301 | 981 | 1,794 | 19,488 | 9.2 |
| | End Pending | 0 | 340 | 3 | 82 | 206 | 4 | 394 | 44 | 99 | 607 | 2,056 | 1,872 | 221 | 5,928 | 24,215 | 24.5 | 72 | 435 | 496 | 340 | 1,343 | 24,215 | 5.5 |
| 9th FULTON | New Filed | 0 | 44 | 2 | 2 | 21 | 0 | 78 | 0 | 0 | 116 | 117 | 356 | 77 | 813 | 5,035 | 16.1 | 12 | 100 | 74 | 336 | 522 | 5,035 | 10.4 |
| | Reinstated | 0 | 0 | 0 | 0 | 0 | 0 | 1 | 0 | 0 | 0 | 1 | 4 | 0 | 6 | 6 | 100.0 | 0 | 0 | 0 | 0 | 0 | 6 | 0.0 |
| | Disposed Of | 0 | 66 | 2 | 9 | 12 | 0 | 57 | 0 | 0 | 143 | 68 | 291 | 78 | 726 | 4,279 | 17.0 | 14 | 91 | 73 | 312 | 490 | 4,279 | 11.5 |
| | End Pending | 0 | 104 | 3 | 35 | 54 | 0 | 146 | 0 | 0 | 83 | 568 | 425 | 22 | 1,440 | 4,999 | 28.8 | 12 | 90 | 62 | 66 | 230 | 4,999 | 4.6 |
| 9th HANCOCK | New Filed | 0 | 22 | 0 | 25 | 0 | 0 | 35 | 0 | 2 | 105 | 76 | 162 | 18 | 445 | 2,250 | 19.8 | 2 | 57 | 30 | 88 | 177 | 2,250 | 7.9 |
| | Reinstated | 0 | 0 | 0 | 0 | 0 | 0 | 0 | 0 | 0 | 0 | 0 | 0 | 0 | 0 | 0 | 0.0 | 0 | 0 | 0 | 0 | 0 | 0 | 0.0 |
| | Disposed Of | 0 | 28 | 0 | 13 | 0 | 0 | 49 | 0 | 2 | 83 | 53 | 148 | 24 | 400 | 1,479 | 27.0 | 4 | 41 | 35 | 71 | 151 | 1,479 | 10.2 |
| | End Pending | 0 | 26 | 0 | 39 | 0 | 0 | 34 | 0 | 0 | 37 | 216 | 319 | 27 | 698 | 2,943 | 23.7 | 0 | 98 | 52 | 94 | 244 | 2,943 | 8.3 |
| 9th HENDERSON | New Filed | 0 | 13 | 0 | 3 | 4 | 3 | 9 | 0 | 1 | 66 | 32 | 48 | 7 | 186 | 2,318 | 8.0 | 5 | 24 | 10 | 55 | 94 | 2,318 | 4.1 |
| | Reinstated | 0 | 0 | 0 | 0 | 0 | 0 | 0 | 0 | 0 | 0 | 0 | 0 | 0 | 0 | 0 | 0.0 | 0 | 0 | 0 | 0 | 0 | 0 | 0.0 |
| | Disposed Of | 0 | 9 | 0 | 0 | 7 | 3 | 10 | 0 | 0 | 55 | 15 | 60 | 1 | 160 | 2,012 | 8.0 | 4 | 24 | 9 | 59 | 96 | 2,012 | 4.8 |
| | End Pending | 0 | 14 | 0 | 4 | 11 | 0 | 7 | 0 | 0 | 22 | 205 | 38 | 7 | 308 | 1,130 | 27.3 | 2 | 15 | 7 | 5 | 29 | 1,130 | 2.6 |
| 9th KNOX | New Filed | 0 | 47 | 0 | 15 | 26 | 1 | 178 | 0 | 21 | 125 | 191 | 483 | 1 | 1,088 | 8,110 | 13.4 | 14 | 164 | 149 | 452 | 779 | 8,110 | 9.6 |
| | Reinstated | 0 | 0 | 0 | 0 | 0 | 0 | 0 | 0 | 0 | 0 | 0 | 0 | 0 | 0 | 0 | 0.0 | 0 | 0 | 0 | 0 | 0 | 0 | 0.0 |
| | Disposed Of | 0 | 49 | 1 | 14 | 23 | 2 | 181 | 0 | 22 | 201 | 150 | 454 | 42 | 1,139 | 7,966 | 14.3 | 12 | 138 | 292 | 419 | 861 | 7,966 | 10.8 |
| | End Pending | 0 | 54 | 1 | 2 | 111 | 38 | 76 | 0 | 1 | 142 | 1,051 | 523 | 3 | 2,002 | 10,380 | 19.3 | 14 | 283 | 160 | 150 | 607 | 10,380 | 5.8 |
| 9th MCDONOUGH | New Filed | 0 | 26 | 0 | 19 | 2 | 4 | 55 | 0 | 0 | 164 | 73 | 250 | 40 | 633 | 3,598 | 17.6 | 9 | 91 | 52 | 162 | 314 | 3,598 | 8.7 |
| | Reinstated | 0 | 0 | 0 | 0 | 0 | 0 | 0 | 0 | 0 | 0 | 0 | 0 | 0 | 0 | 0 | 0.0 | 0 | 0 | 0 | 0 | 0 | 0 | 0.0 |
| | Disposed Of | 0 | 28 | 0 | 7 | 0 | 4 | 33 | 0 | 1 | 294 | 124 | 698 | 48 | 1,237 | 4,555 | 27.2 | 7 | 85 | 31 | 148 | 271 | 4,555 | 5.9 |
| | End Pending | 0 | 118 | 0 | 46 | 17 | 26 | 346 | 0 | 5 | 341 | 630 | 552 | 35 | 2,116 | 5,888 | 35.9 | 10 | 186 | 369 | 321 | 886 | 5,888 | 15.0 |
| 9th WARREN | New Filed | 0 | 22 | 1 | 0 | 11 | 2 | 37 | 0 | 2 | 51 | 60 | 119 | 2 | 307 | 2,270 | 13.5 | 4 | 46 | 35 | 89 | 174 | 2,270 | 7.7 |
| | Reinstated | 0 | 0 | 0 | 0 | 0 | 0 | 0 | 0 | 0 | 0 | 0 | 4 | 0 | 4 | 4 | 100.0 | 0 | 0 | 0 | 0 | 0 | 4 | 0.0 |
| | Disposed Of | 0 | 19 | 0 | 1 | 9 | 0 | 21 | 0 | 2 | 31 | 31 | 106 | 0 | 220 | 1,875 | 11.7 | 3 | 42 | 37 | 91 | 173 | 1,875 | 9.2 |
| | End Pending | 0 | 35 | 1 | 4 | 29 | 2 | 46 | 0 | 3 | 37 | 195 | 73 | 29 | 454 | 2,752 | 16.5 | 7 | 73 | 115 | 11 | 206 | 2,752 | 7.5 |
| 9th CIRCUIT TOTAL | New Filed | 0 | 174 | 3 | 64 | 64 | 10 | 392 | 0 | 26 | 627 | 549 | 1,418 | 145 | 3,472 | 23,581 | 14.7 | 46 | 482 | 350 | 1,182 | 2,060 | 23,581 | 8.7 |
| | Reinstated | 0 | 0 | 0 | 0 | 0 | 0 | 1 | 0 | 0 | 0 | 1 | 8 | 0 | 10 | 10 | 100.0 | 0 | 0 | 0 | 0 | 0 | 10 | 0.0 |
| | Disposed Of | 0 | 199 | 3 | 44 | 51 | 9 | 351 | 0 | 27 | 807 | 441 | 1,757 | 193 | 3,882 | 22,166 | 17.5 | 44 | 421 | 477 | 1,100 | 2,042 | 22,166 | 9.2 |
| | End Pending | 0 | 351 | 5 | 130 | 222 | 66 | 655 | 0 | 9 | 662 | 2,865 | 1,930 | 123 | 7,018 | 28,092 | 25.0 | 45 | 745 | 765 | 647 | 2,202 | 28,092 | 7.8 |

* TOTAL OF ALL CASES IN ALL CATEGORIES: CIVIL; DOMESTIC RELATIONS; CRIMINAL; QUASI-CRIMINAL; AND JUVENILE

CIVIL AND DOMESTIC RELATIONS CASELOAD

| CIRCUIT / COUNTY | | CIVIL | | | | | | | | | | | | | | | DOMESTIC RELATIONS | | | | | | | |
|--------------------|-------------|-------------|----------|----------------|--------------------|-------------------------|-----------------------|---------------------------|-----------------------|---------------|--------------|---------|--------------|-----|-------------------|------------------|-------------------------------|----------|-------------|--------|---------------------|--------------------------------|------------------|--|
| | | ARBITRATION | CHANCERY | EMINENT DOMAIN | LAW JURY >\$50,000 | LAW NON-JURY > \$50,000 | LAW JURY = < \$50,000 | LAW NON-JURY = < \$50,000 | MUNICIPAL CORPORATION | MENTAL HEALTH | MISC. REMEDY | PROBATE | SMALL CLAIMS | TAX | TOTAL CIVIL CASES | TOTAL ALL CASES* | CIVIL CASES AS % OF ALL CASES | ADOPTION | DISSOLUTION | FAMILY | ORDER OF PROTECTION | TOTAL DOMESTIC RELATIONS CASES | TOTAL ALL CASES* | DOMESTIC RELATIONS CASES AS % OF ALL CASES |
| 10th MARSHALL | New Filed | 0 | 16 | 0 | 0 | 3 | 0 | 25 | 0 | 0 | 40 | 37 | 89 | 1 | 211 | 902 | 23.4 | 1 | 35 | 23 | 68 | 127 | 902 | 14.1 |
| | Reinstated | 0 | 0 | 0 | 0 | 0 | 0 | 0 | 0 | 0 | 0 | 0 | 0 | 0 | 0 | 0 | 0.0 | 0 | 0 | 0 | 0 | 0 | 0 | 0.0 |
| | Disposed Of | 0 | 13 | 0 | 0 | 3 | 0 | 14 | 0 | 0 | 32 | 46 | 83 | 2 | 193 | 896 | 21.5 | 1 | 29 | 18 | 66 | 114 | 896 | 12.7 |
| | End Pending | 0 | 19 | 0 | 4 | 6 | 3 | 14 | 0 | 0 | 16 | 129 | 37 | 2 | 230 | 1,197 | 19.2 | 0 | 25 | 12 | 1 | 38 | 1,197 | 3.2 |
| 10th PEORIA | New Filed | 0 | 214 | 2 | 19 | 286 | 2 | 855 | 0 | 224 | 989 | 428 | 1,778 | 264 | 5,061 | 23,854 | 21.2 | 132 | 538 | 459 | 1,013 | 2,142 | 23,854 | 9.0 |
| | Reinstated | 0 | 0 | 0 | 0 | 0 | 0 | 0 | 0 | 0 | 0 | 0 | 0 | 0 | 0 | 31 | 0.0 | 0 | 0 | 0 | 0 | 0 | 31 | 0.0 |
| | Disposed Of | 0 | 249 | 0 | 9 | 271 | 6 | 869 | 0 | 211 | 570 | 361 | 1,785 | 275 | 4,606 | 19,873 | 23.2 | 117 | 552 | 563 | 960 | 2,192 | 19,873 | 11.0 |
| | End Pending | 0 | 252 | 2 | 82 | 653 | 17 | 566 | 0 | 25 | 1,101 | 190 | 1,623 | 72 | 4,583 | 35,344 | 13.0 | 48 | 414 | 1,620 | 237 | 2,319 | 35,344 | 6.6 |
| 10th PUTNAM | New Filed | 0 | 14 | 0 | 2 | 5 | 0 | 8 | 0 | 0 | 23 | 17 | 70 | 1 | 140 | 1,084 | 12.9 | 0 | 9 | 10 | 14 | 33 | 1,084 | 3.0 |
| | Reinstated | 0 | 0 | 0 | 0 | 0 | 0 | 0 | 0 | 0 | 0 | 0 | 0 | 0 | 0 | 0 | 0.0 | 0 | 0 | 0 | 0 | 0 | 0 | 0.0 |
| | Disposed Of | 0 | 7 | 0 | 0 | 1 | 0 | 1 | 0 | 0 | 9 | 10 | 48 | 0 | 76 | 904 | 8.4 | 0 | 6 | 3 | 2 | 11 | 904 | 1.2 |
| | End Pending | 0 | 18 | 0 | 5 | 14 | 0 | 16 | 0 | 0 | 64 | 73 | 64 | 21 | 275 | 882 | 31.2 | 2 | 34 | 21 | 20 | 77 | 882 | 8.7 |
| 10th STARK | New Filed | 0 | 4 | 0 | 2 | 0 | 0 | 3 | 0 | 0 | 13 | 26 | 39 | 1 | 88 | 1,114 | 7.9 | 1 | 16 | 6 | 7 | 30 | 1,114 | 2.7 |
| | Reinstated | 0 | 0 | 0 | 0 | 0 | 0 | 0 | 0 | 0 | 0 | 0 | 0 | 0 | 0 | 0 | 0.0 | 0 | 0 | 0 | 0 | 0 | 0 | 0.0 |
| | Disposed Of | 0 | 6 | 0 | 0 | 0 | 0 | 5 | 0 | 0 | 10 | 23 | 29 | 0 | 73 | 995 | 7.3 | 1 | 15 | 2 | 9 | 27 | 995 | 2.7 |
| | End Pending | 0 | 11 | 0 | 6 | 2 | 0 | 0 | 0 | 0 | 7 | 118 | 32 | 4 | 180 | 685 | 26.3 | 1 | 9 | 12 | 0 | 22 | 685 | 3.2 |
| 10th TAZEWELL | New Filed | 0 | 132 | 0 | 0 | 126 | 0 | 255 | 0 | 0 | 185 | 345 | 1,052 | 24 | 2,119 | 19,031 | 11.1 | 15 | 463 | 157 | 869 | 1,504 | 19,031 | 7.9 |
| | Reinstated | 0 | 0 | 0 | 0 | 0 | 0 | 0 | 0 | 0 | 0 | 0 | 0 | 0 | 0 | 364 | 0.0 | 0 | 2 | 0 | 2 | 4 | 364 | 1.1 |
| | Disposed Of | 0 | 172 | 0 | 1 | 95 | 0 | 237 | 0 | 0 | 105 | 182 | 825 | 21 | 1,638 | 16,874 | 9.7 | 12 | 417 | 98 | 862 | 1,389 | 16,874 | 8.2 |
| | End Pending | 0 | 427 | 4 | 99 | 255 | 16 | 540 | 0 | 0 | 367 | 2,706 | 1,414 | 147 | 5,975 | 16,385 | 36.5 | 31 | 578 | 367 | 58 | 1,034 | 16,385 | 6.3 |
| 10th CIRCUIT TOTAL | New Filed | 0 | 380 | 2 | 23 | 420 | 2 | 1,146 | 0 | 224 | 1,250 | 853 | 3,028 | 291 | 7,619 | 45,985 | 16.6 | 149 | 1,061 | 655 | 1,971 | 3,836 | 45,985 | 8.3 |
| | Reinstated | 0 | 0 | 0 | 0 | 0 | 0 | 0 | 0 | 0 | 0 | 0 | 0 | 0 | 0 | 395 | 0.0 | 0 | 2 | 0 | 2 | 4 | 395 | 1.0 |
| | Disposed Of | 0 | 447 | 0 | 10 | 370 | 6 | 1,126 | 0 | 211 | 726 | 622 | 2,770 | 298 | 6,586 | 39,542 | 16.7 | 131 | 1,019 | 684 | 1,899 | 3,733 | 39,542 | 9.4 |
| | End Pending | 0 | 727 | 6 | 196 | 930 | 36 | 1,136 | 0 | 25 | 1,555 | 3,216 | 3,170 | 246 | 11,243 | 54,493 | 20.6 | 82 | 1,060 | 2,032 | 316 | 3,490 | 54,493 | 6.4 |
| 11th FORD | New Filed | 9 | 15 | 0 | 6 | 8 | 0 | 11 | 0 | 0 | 56 | 36 | 121 | 0 | 262 | 1,343 | 19.5 | 3 | 51 | 20 | 125 | 199 | 1,343 | 14.8 |
| | Reinstated | 0 | 0 | 0 | 0 | 0 | 0 | 0 | 0 | 0 | 0 | 0 | 0 | 0 | 0 | 60 | 0.0 | 0 | 0 | 0 | 0 | 0 | 60 | 0.0 |
| | Disposed Of | 3 | 10 | 0 | 0 | 4 | 0 | 4 | 0 | 0 | 6 | 21 | 87 | 0 | 135 | 1,000 | 13.5 | 1 | 29 | 10 | 94 | 134 | 1,000 | 13.4 |
| | End Pending | 43 | 65 | 0 | 28 | 52 | 2 | 56 | 0 | 1 | 204 | 346 | 245 | 31 | 1,073 | 2,610 | 41.1 | 15 | 89 | 84 | 33 | 221 | 2,610 | 8.5 |
| 11th LIVINGSTON | New Filed | 0 | 45 | 0 | 11 | 18 | 1 | 102 | 0 | 3 | 153 | 134 | 312 | 2 | 781 | 5,077 | 15.4 | 14 | 82 | 53 | 211 | 360 | 5,077 | 7.1 |
| | Reinstated | 0 | 0 | 0 | 0 | 0 | 0 | 0 | 0 | 0 | 0 | 0 | 0 | 0 | 0 | 0 | 0.0 | 0 | 0 | 0 | 0 | 0 | 0 | 0.0 |
| | Disposed Of | 0 | 29 | 0 | 1 | 30 | 0 | 111 | 0 | 1 | 138 | 71 | 275 | 0 | 656 | 4,396 | 14.9 | 9 | 76 | 50 | 210 | 345 | 4,396 | 7.8 |
| | End Pending | 0 | 89 | 4 | 37 | 42 | 3 | 55 | 1 | 3 | 117 | 389 | 190 | 15 | 945 | 7,012 | 13.5 | 7 | 91 | 44 | 1 | 143 | 7,012 | 2.0 |
| 11th LOGAN | New Filed | 0 | 37 | 1 | 8 | 40 | 0 | 48 | 0 | 4 | 292 | 83 | 602 | 1 | 1,116 | 4,831 | 23.1 | 16 | 106 | 45 | 308 | 475 | 4,831 | 9.8 |
| | Reinstated | 0 | 0 | 0 | 0 | 0 | 0 | 0 | 0 | 0 | 0 | 0 | 0 | 0 | 0 | 0 | 0.0 | 0 | 0 | 0 | 0 | 0 | 0 | 0.0 |
| | Disposed Of | 0 | 36 | 0 | 0 | 17 | 0 | 47 | 0 | 4 | 185 | 46 | 503 | 1 | 839 | 3,921 | 21.4 | 12 | 86 | 43 | 277 | 418 | 3,921 | 10.7 |
| | End Pending | 0 | 51 | 1 | 32 | 43 | 0 | 31 | 31 | 0 | 106 | 1,202 | 242 | 8 | 1,747 | 6,347 | 27.5 | 6 | 86 | 78 | 6 | 176 | 6,347 | 2.8 |

* TOTAL OF ALL CASES IN ALL CATEGORIES: CIVIL; DOMESTIC RELATIONS; CRIMINAL; QUASI-CRIMINAL; AND JUVENILE

CIVIL AND DOMESTIC RELATIONS CASELOAD

| CIRCUIT / COUNTY | | CIVIL | | | | | | | | | | | | | | | DOMESTIC RELATIONS | | | | | | | |
|--------------------------|-------------|-------------|----------|----------------|--------------------|-------------------------|-----------------------|---------------------------|-----------------------|---------------|--------------|---------|--------------|-----|-------------------|------------------|-------------------------------|----------|-------------|--------|---------------------|--------------------------------|------------------|--|
| | | ARBITRATION | CHANCERY | EMINENT DOMAIN | LAW JURY >\$50,000 | LAW NON-JURY > \$50,000 | LAW JURY = < \$50,000 | LAW NON-JURY = < \$50,000 | MUNICIPAL CORPORATION | MENTAL HEALTH | MISC. REMEDY | PROBATE | SMALL CLAIMS | TAX | TOTAL CIVIL CASES | TOTAL ALL CASES* | CIVIL CASES AS % OF ALL CASES | ADOPTION | DISSOLUTION | FAMILY | ORDER OF PROTECTION | TOTAL DOMESTIC RELATIONS CASES | TOTAL ALL CASES* | DOMESTIC RELATIONS CASES AS % OF ALL CASES |
| 11th MCLEAN | New Filed | 241 | 90 | 3 | 81 | 101 | 1 | 322 | 0 | 498 | 536 | 325 | 1,683 | 31 | 3,912 | 26,491 | 14.8 | 60 | 478 | 226 | 592 | 1,356 | 26,491 | 5.1 |
| | Reinstated | 39 | 0 | 0 | 0 | 0 | 0 | 26 | 0 | 0 | 0 | 2 | 305 | 0 | 372 | 909 | 40.9 | 0 | 6 | 43 | 0 | 49 | 909 | 5.4 |
| | Disposed Of | 253 | 210 | 2 | 110 | 70 | 2 | 467 | 0 | 501 | 561 | 419 | 1,826 | 34 | 4,455 | 26,795 | 16.6 | 63 | 473 | 248 | 588 | 1,372 | 26,795 | 5.1 |
| | End Pending | 189 | 278 | 10 | 123 | 371 | 4 | 224 | 0 | 0 | 181 | 1,416 | 742 | 1 | 3,539 | 16,344 | 21.7 | 38 | 274 | 185 | 6 | 503 | 16,344 | 3.1 |
| 11th WOODFORD | New Filed | 0 | 25 | 0 | 5 | 10 | 1 | 43 | 0 | 0 | 42 | 115 | 198 | 1 | 440 | 2,849 | 15.4 | 7 | 102 | 39 | 137 | 285 | 2,849 | 10.0 |
| | Reinstated | 0 | 2 | 0 | 1 | 3 | 0 | 2 | 0 | 0 | 0 | 11 | 0 | 0 | 19 | 20 | 95.0 | 0 | 1 | 0 | 0 | 1 | 20 | 5.0 |
| | Disposed Of | 0 | 40 | 0 | 2 | 15 | 0 | 39 | 0 | 0 | 32 | 117 | 179 | 1 | 425 | 2,964 | 14.3 | 3 | 111 | 32 | 136 | 282 | 2,964 | 9.5 |
| | End Pending | 0 | 76 | 0 | 28 | 8 | 6 | 44 | 0 | 0 | 56 | 537 | 179 | 18 | 952 | 6,569 | 14.5 | 27 | 1,258 | 321 | 2 | 1,608 | 6,569 | 24.5 |
| 11th CIRCUIT TOTAL | New Filed | 250 | 212 | 4 | 111 | 177 | 3 | 526 | 0 | 505 | 1,079 | 693 | 2,916 | 35 | 6,511 | 40,591 | 16.0 | 100 | 819 | 383 | 1,373 | 2,675 | 40,591 | 6.6 |
| | Reinstated | 39 | 2 | 0 | 1 | 3 | 0 | 28 | 0 | 0 | 0 | 2 | 316 | 0 | 391 | 989 | 39.5 | 0 | 7 | 43 | 0 | 50 | 989 | 5.1 |
| | Disposed Of | 256 | 325 | 2 | 113 | 136 | 2 | 668 | 0 | 506 | 922 | 674 | 2,870 | 36 | 6,510 | 39,076 | 16.7 | 88 | 775 | 383 | 1,305 | 2,551 | 39,076 | 6.5 |
| | End Pending | 232 | 559 | 15 | 248 | 516 | 15 | 410 | 32 | 4 | 664 | 3,890 | 1,598 | 73 | 8,256 | 38,882 | 21.2 | 93 | 1,798 | 712 | 48 | 2,651 | 38,882 | 6.8 |
| 12th WILL | New Filed | 866 | 817 | 19 | 250 | 804 | 5 | 1,347 | 2 | 237 | 2,877 | 1,026 | 6,505 | 16 | 14,771 | 95,532 | 15.5 | 105 | 2,017 | 669 | 2,573 | 5,364 | 95,532 | 5.6 |
| | Reinstated | 33 | 27 | 0 | 80 | 66 | 2 | 53 | 0 | 0 | 11 | 33 | 111 | 0 | 416 | 3,137 | 13.3 | 1 | 52 | 13 | 1 | 67 | 3,137 | 2.1 |
| | Disposed Of | 751 | 1,396 | 27 | 721 | 408 | 29 | 1,529 | 1 | 238 | 2,915 | 906 | 5,919 | 20 | 14,860 | 89,476 | 16.6 | 101 | 1,841 | 731 | 2,628 | 5,301 | 89,476 | 5.9 |
| | End Pending | 775 | 1,719 | 31 | 1,669 | 363 | 42 | 302 | 2 | 7 | 598 | 4,662 | 3,496 | 19 | 13,685 | 96,936 | 14.1 | 61 | 1,610 | 512 | 15 | 2,198 | 96,936 | 2.3 |
| 12th CIRCUIT TOTAL | New Filed | 866 | 817 | 19 | 250 | 804 | 5 | 1,347 | 2 | 237 | 2,877 | 1,026 | 6,505 | 16 | 14,771 | 95,532 | 15.5 | 105 | 2,017 | 669 | 2,573 | 5,364 | 95,532 | 5.6 |
| | Reinstated | 33 | 27 | 0 | 80 | 66 | 2 | 53 | 0 | 0 | 11 | 33 | 111 | 0 | 416 | 3,137 | 13.3 | 1 | 52 | 13 | 1 | 67 | 3,137 | 2.1 |
| | Disposed Of | 751 | 1,396 | 27 | 721 | 408 | 29 | 1,529 | 1 | 238 | 2,915 | 906 | 5,919 | 20 | 14,860 | 89,476 | 16.6 | 101 | 1,841 | 731 | 2,628 | 5,301 | 89,476 | 5.9 |
| | End Pending | 775 | 1,719 | 31 | 1,669 | 363 | 42 | 302 | 2 | 7 | 598 | 4,662 | 3,496 | 19 | 13,685 | 96,936 | 14.1 | 61 | 1,610 | 512 | 15 | 2,198 | 96,936 | 2.3 |
| 13th BUREAU | New Filed | 0 | 38 | 0 | 0 | 23 | 0 | 70 | 0 | 2 | 129 | 94 | 462 | 1 | 819 | 3,531 | 23.2 | 5 | 94 | 38 | 61 | 198 | 3,531 | 5.6 |
| | Reinstated | 0 | 0 | 0 | 0 | 0 | 0 | 0 | 0 | 0 | 0 | 0 | 0 | 0 | 0 | 0 | 0.0 | 0 | 0 | 0 | 0 | 0 | 0 | 0.0 |
| | Disposed Of | 0 | 32 | 0 | 2 | 22 | 0 | 49 | 0 | 2 | 63 | 78 | 384 | 0 | 632 | 3,320 | 19.0 | 5 | 76 | 23 | 55 | 159 | 3,320 | 4.8 |
| | End Pending | 0 | 76 | 0 | 12 | 57 | 2 | 68 | 2 | 0 | 89 | 543 | 292 | 31 | 1,172 | 4,850 | 24.2 | 11 | 96 | 87 | 9 | 203 | 4,850 | 4.2 |
| 13th GRUNDY | New Filed | 0 | 35 | 0 | 15 | 40 | 1 | 119 | 0 | 8 | 202 | 124 | 855 | 1 | 1,400 | 9,233 | 15.2 | 11 | 171 | 54 | 165 | 401 | 9,233 | 4.3 |
| | Reinstated | 0 | 2 | 0 | 0 | 0 | 0 | 7 | 0 | 0 | 2 | 3 | 33 | 0 | 47 | 50 | 94.0 | 0 | 1 | 1 | 1 | 3 | 50 | 6.0 |
| | Disposed Of | 0 | 68 | 0 | 31 | 28 | 5 | 135 | 0 | 7 | 215 | 72 | 797 | 1 | 1,359 | 8,582 | 15.8 | 9 | 168 | 51 | 158 | 386 | 8,582 | 4.5 |
| | End Pending | 0 | 77 | 0 | 84 | 58 | 0 | 67 | 0 | 1 | 27 | 463 | 481 | 3 | 1,261 | 4,640 | 27.2 | 6 | 180 | 67 | 10 | 263 | 4,640 | 5.7 |
| 13th LASALLE | New Filed | 0 | 97 | 0 | 75 | 46 | 7 | 381 | 0 | 2 | 437 | 258 | 1,498 | 129 | 2,930 | 15,998 | 18.3 | 33 | 269 | 212 | 447 | 961 | 15,998 | 6.0 |
| | Reinstated | 0 | 2 | 0 | 1 | 1 | 0 | 40 | 0 | 0 | 1 | 8 | 85 | 0 | 138 | 465 | 29.7 | 0 | 2 | 4 | 0 | 6 | 465 | 1.3 |
| | Disposed Of | 0 | 144 | 0 | 123 | 43 | 9 | 408 | 1 | 2 | 424 | 231 | 1,520 | 89 | 2,994 | 15,386 | 19.5 | 29 | 276 | 198 | 439 | 942 | 15,386 | 6.1 |
| | End Pending | 0 | 158 | 1 | 258 | 50 | 15 | 204 | 0 | 1 | 138 | 953 | 700 | 59 | 2,537 | 12,681 | 20.0 | 15 | 261 | 167 | 24 | 467 | 12,681 | 3.7 |
| 13th CIRCUIT TOTAL | New Filed | 0 | 170 | 0 | 90 | 109 | 8 | 570 | 0 | 12 | 768 | 476 | 2,815 | 131 | 5,149 | 28,762 | 17.9 | 49 | 534 | 304 | 673 | 1,560 | 28,762 | 5.4 |
| | Reinstated | 0 | 4 | 0 | 1 | 1 | 0 | 47 | 0 | 0 | 3 | 11 | 118 | 0 | 185 | 515 | 35.9 | 0 | 3 | 5 | 1 | 9 | 515 | 1.7 |
| | Disposed Of | 0 | 244 | 0 | 156 | 93 | 14 | 592 | 1 | 11 | 702 | 381 | 2,701 | 90 | 4,985 | 27,288 | 18.3 | 43 | 520 | 272 | 652 | 1,487 | 27,288 | 5.4 |
| | End Pending | 0 | 311 | 1 | 354 | 165 | 17 | 339 | 2 | 2 | 254 | 1,959 | 1,473 | 93 | 4,970 | 22,171 | 22.4 | 32 | 537 | 321 | 43 | 933 | 22,171 | 4.2 |

* TOTAL OF ALL CASES IN ALL CATEGORIES: CIVIL; DOMESTIC RELATIONS; CRIMINAL; QUASI-CRIMINAL; AND JUVENILE

CIVIL AND DOMESTIC RELATIONS CASELOAD

| CIRCUIT / COUNTY | | CIVIL | | | | | | | | | | | | | | | DOMESTIC RELATIONS | | | | | | | |
|--------------------|-------------|-------------|----------|----------------|--------------------|-------------------------|-----------------------|---------------------------|-----------------------|---------------|--------------|---------|--------------|-----|-------------------|------------------|-------------------------------|----------|-------------|--------|---------------------|--------------------------------|------------------|--|
| | | ARBITRATION | CHANCERY | EMINENT DOMAIN | LAW JURY >\$50,000 | LAW NON-JURY > \$50,000 | LAW JURY = < \$50,000 | LAW NON-JURY = < \$50,000 | MUNICIPAL CORPORATION | MENTAL HEALTH | MISC. REMEDY | PROBATE | SMALL CLAIMS | TAX | TOTAL CIVIL CASES | TOTAL ALL CASES* | CIVIL CASES AS % OF ALL CASES | ADOPTION | DISSOLUTION | FAMILY | ORDER OF PROTECTION | TOTAL DOMESTIC RELATIONS CASES | TOTAL ALL CASES* | DOMESTIC RELATIONS CASES AS % OF ALL CASES |
| 14th HENRY | New Filed | 22 | 62 | 1 | 0 | 29 | 0 | 114 | 0 | 1 | 164 | 147 | 393 | 2 | 935 | 7,251 | 12.9 | 9 | 157 | 85 | 179 | 430 | 7,251 | 5.9 |
| | Reinstated | 0 | 0 | 0 | 0 | 0 | 0 | 0 | 0 | 0 | 0 | 0 | 0 | 0 | 0 | 0 | 0.0 | 0 | 0 | 0 | 0 | 0 | 0 | 0.0 |
| | Disposed Of | 26 | 72 | 3 | 3 | 17 | 0 | 118 | 0 | 1 | 163 | 92 | 375 | 0 | 870 | 6,065 | 14.3 | 3 | 162 | 40 | 171 | 376 | 6,065 | 6.2 |
| | End Pending | 25 | 111 | 1 | 22 | 64 | 0 | 80 | 1 | 3 | 99 | 777 | 265 | 12 | 1,460 | 12,443 | 11.7 | 16 | 184 | 381 | 73 | 654 | 12,443 | 5.3 |
| 14th MERCER | New Filed | 6 | 27 | 0 | 0 | 9 | 0 | 15 | 0 | 0 | 68 | 58 | 110 | 1 | 294 | 1,179 | 24.9 | 4 | 43 | 32 | 55 | 134 | 1,179 | 11.4 |
| | Reinstated | 0 | 0 | 0 | 0 | 0 | 0 | 0 | 0 | 0 | 0 | 0 | 0 | 0 | 0 | 0 | 0.0 | 0 | 0 | 0 | 0 | 0 | 0 | 0.0 |
| | Disposed Of | 3 | 15 | 0 | 0 | 14 | 0 | 9 | 0 | 0 | 2 | 32 | 114 | 0 | 189 | 953 | 19.8 | 2 | 25 | 22 | 35 | 84 | 953 | 8.8 |
| | End Pending | 10 | 53 | 3 | 2 | 12 | 0 | 31 | 0 | 13 | 171 | 253 | 99 | 15 | 662 | 1,430 | 46.3 | 11 | 63 | 36 | 20 | 130 | 1,430 | 9.1 |
| 14th ROCK | New Filed | 169 | 170 | 0 | 2 | 151 | 0 | 276 | 1 | 8 | 891 | 390 | 1,627 | 1 | 3,686 | 20,650 | 17.8 | 34 | 416 | 275 | 916 | 1,641 | 20,650 | 7.9 |
| | Reinstated | 0 | 0 | 0 | 0 | 0 | 0 | 0 | 0 | 0 | 0 | 0 | 1 | 0 | 1 | 2 | 50.0 | 0 | 0 | 0 | 0 | 0 | 2 | 0.0 |
| | Disposed Of | 105 | 164 | 0 | 0 | 90 | 0 | 220 | 1 | 3 | 747 | 250 | 1,010 | 1 | 2,591 | 18,157 | 14.3 | 28 | 345 | 330 | 895 | 1,598 | 18,157 | 8.8 |
| | End Pending | 318 | 488 | 7 | 41 | 416 | 0 | 909 | 3 | 18 | 474 | 2,704 | 1,474 | 11 | 6,863 | 38,778 | 17.7 | 26 | 426 | 597 | 14 | 1,063 | 38,778 | 2.7 |
| 14th WHITESIDE | New Filed | 108 | 59 | 1 | 0 | 55 | 0 | 59 | 0 | 1 | 133 | 176 | 1,274 | 1 | 1,867 | 9,770 | 19.1 | 12 | 199 | 108 | 343 | 662 | 9,770 | 6.8 |
| | Reinstated | 0 | 0 | 0 | 0 | 0 | 0 | 0 | 0 | 0 | 0 | 2 | 0 | 0 | 2 | 4 | 50.0 | 0 | 0 | 0 | 0 | 0 | 4 | 0.0 |
| | Disposed Of | 91 | 70 | 0 | 0 | 44 | 0 | 53 | 0 | 1 | 134 | 161 | 1,249 | 2 | 1,805 | 9,832 | 18.4 | 13 | 151 | 95 | 331 | 590 | 9,832 | 6.0 |
| | End Pending | 67 | 68 | 3 | 0 | 150 | 0 | 28 | 0 | 0 | 35 | 762 | 634 | 6 | 1,753 | 9,363 | 18.7 | 8 | 149 | 55 | 12 | 224 | 9,363 | 2.4 |
| 14th CIRCUIT TOTAL | New Filed | 305 | 318 | 2 | 2 | 244 | 0 | 464 | 1 | 10 | 1,256 | 771 | 3,404 | 5 | 6,782 | 38,850 | 17.5 | 59 | 815 | 500 | 1,493 | 2,867 | 38,850 | 7.4 |
| | Reinstated | 0 | 0 | 0 | 0 | 0 | 0 | 0 | 0 | 0 | 0 | 2 | 1 | 0 | 3 | 6 | 50.0 | 0 | 0 | 0 | 0 | 0 | 6 | 0.0 |
| | Disposed Of | 225 | 321 | 3 | 3 | 165 | 0 | 400 | 1 | 5 | 1,046 | 535 | 2,748 | 3 | 5,455 | 35,007 | 15.6 | 46 | 683 | 487 | 1,432 | 2,648 | 35,007 | 7.6 |
| | End Pending | 420 | 720 | 14 | 65 | 642 | 0 | 1,048 | 4 | 34 | 779 | 4,496 | 2,472 | 44 | 10,738 | 62,014 | 17.3 | 61 | 822 | 1,069 | 119 | 2,071 | 62,014 | 3.3 |
| 15th CARROLL | New Filed | 0 | 16 | 0 | 0 | 6 | 0 | 15 | 0 | 1 | 35 | 50 | 150 | 1 | 274 | 2,524 | 10.9 | 3 | 39 | 17 | 54 | 113 | 2,524 | 4.5 |
| | Reinstated | 0 | 0 | 0 | 0 | 0 | 0 | 0 | 0 | 0 | 0 | 0 | 0 | 0 | 0 | 0 | 0.0 | 0 | 0 | 0 | 0 | 0 | 0 | 0.0 |
| | Disposed Of | 0 | 6 | 0 | 1 | 6 | 0 | 18 | 0 | 1 | 67 | 18 | 124 | 0 | 241 | 2,140 | 11.3 | 1 | 38 | 2 | 41 | 82 | 2,140 | 3.8 |
| | End Pending | 0 | 85 | 3 | 2 | 16 | 1 | 28 | 0 | 1 | 84 | 196 | 123 | 29 | 568 | 2,682 | 21.2 | 9 | 60 | 83 | 49 | 201 | 2,682 | 7.5 |
| 15th JO DAVIESS | New Filed | 0 | 69 | 2 | 3 | 19 | 1 | 20 | 0 | 1 | 143 | 60 | 156 | 2 | 476 | 3,219 | 14.8 | 1 | 53 | 12 | 55 | 121 | 3,219 | 3.8 |
| | Reinstated | 0 | 0 | 0 | 0 | 0 | 0 | 0 | 0 | 0 | 0 | 0 | 0 | 0 | 0 | 0 | 0.0 | 0 | 0 | 0 | 0 | 0 | 0 | 0.0 |
| | Disposed Of | 0 | 72 | 0 | 5 | 11 | 0 | 24 | 0 | 0 | 121 | 38 | 156 | 2 | 429 | 2,849 | 15.1 | 1 | 53 | 19 | 52 | 125 | 2,849 | 4.4 |
| | End Pending | 0 | 43 | 2 | 14 | 28 | 0 | 17 | 0 | 1 | 23 | 230 | 65 | 6 | 429 | 3,115 | 13.8 | 2 | 33 | 13 | 5 | 53 | 3,115 | 1.7 |
| 15th LEE | New Filed | 0 | 26 | 3 | 6 | 22 | 1 | 76 | 0 | 16 | 84 | 100 | 542 | 1 | 877 | 5,431 | 16.1 | 12 | 116 | 66 | 159 | 353 | 5,431 | 6.5 |
| | Reinstated | 0 | 0 | 0 | 0 | 0 | 0 | 0 | 0 | 0 | 0 | 0 | 1 | 0 | 1 | 16 | 6.3 | 0 | 0 | 1 | 0 | 1 | 16 | 6.3 |
| | Disposed Of | 0 | 37 | 0 | 6 | 15 | 0 | 38 | 0 | 16 | 63 | 32 | 423 | 0 | 630 | 4,676 | 13.5 | 13 | 52 | 13 | 160 | 238 | 4,676 | 5.1 |
| | End Pending | 0 | 78 | 3 | 2 | 113 | 1 | 98 | 0 | 0 | 156 | 611 | 388 | 20 | 1,470 | 7,377 | 19.9 | 5 | 180 | 164 | 0 | 349 | 7,377 | 4.7 |
| 15th OGLE | New Filed | 0 | 64 | 0 | 0 | 36 | 0 | 91 | 0 | 3 | 74 | 95 | 486 | 2 | 851 | 7,797 | 10.9 | 18 | 139 | 64 | 250 | 471 | 7,797 | 6.0 |
| | Reinstated | 0 | 0 | 0 | 0 | 0 | 0 | 0 | 0 | 0 | 0 | 0 | 0 | 0 | 0 | 0 | 0.0 | 0 | 0 | 0 | 0 | 0 | 0 | 0.0 |
| | Disposed Of | 0 | 68 | 0 | 0 | 34 | 1 | 81 | 0 | 3 | 61 | 84 | 431 | 3 | 766 | 7,095 | 10.8 | 15 | 150 | 79 | 247 | 491 | 7,095 | 6.9 |
| | End Pending | 0 | 46 | 0 | 0 | 68 | 0 | 59 | 0 | 0 | 33 | 406 | 208 | 2 | 822 | 11,229 | 7.3 | 9 | 118 | 53 | 1 | 181 | 11,229 | 1.6 |

* TOTAL OF ALL CASES IN ALL CATEGORIES: CIVIL; DOMESTIC RELATIONS; CRIMINAL; QUASI-CRIMINAL; AND JUVENILE

CIVIL AND DOMESTIC RELATIONS CASELOAD

| CIRCUIT / COUNTY | | CIVIL | | | | | | | | | | | | | | | DOMESTIC RELATIONS | | | | | | | |
|--------------------|-------------|-------------|----------|----------------|---------------------|-------------------------|-----------------------|---------------------------|-----------------------|---------------|--------------|---------|--------------|-----|-------------------|------------------|-------------------------------|----------|-------------|--------|---------------------|--------------------------------|------------------|--|
| | | ARBITRATION | CHANCERY | EMINENT DOMAIN | LAW JURY > \$50,000 | LAW NON-JURY > \$50,000 | LAW JURY = < \$50,000 | LAW NON-JURY = < \$50,000 | MUNICIPAL CORPORATION | MENTAL HEALTH | MISC. REMEDY | PROBATE | SMALL CLAIMS | TAX | TOTAL CIVIL CASES | TOTAL ALL CASES* | CIVIL CASES AS % OF ALL CASES | ADOPTION | DISSOLUTION | FAMILY | ORDER OF PROTECTION | TOTAL DOMESTIC RELATIONS CASES | TOTAL ALL CASES* | DOMESTIC RELATIONS CASES AS % OF ALL CASES |
| 15th STEPHENSON | New Filed | 0 | 45 | 0 | 5 | 44 | 0 | 87 | 0 | 1 | 74 | 121 | 404 | 2 | 783 | 8,385 | 9.3 | 10 | 132 | 77 | 293 | 512 | 8,385 | 6.1 |
| | Reinstated | 0 | 0 | 0 | 0 | 0 | 0 | 0 | 0 | 0 | 0 | 0 | 0 | 0 | 0 | 0 | 0.0 | 0 | 0 | 0 | 0 | 0 | 0 | 0.0 |
| | Disposed Of | 0 | 41 | 0 | 1 | 36 | 0 | 88 | 0 | 1 | 70 | 91 | 373 | 3 | 704 | 7,626 | 9.2 | 11 | 121 | 56 | 281 | 469 | 7,626 | 6.2 |
| | End Pending | 0 | 47 | 0 | 14 | 61 | 0 | 37 | 0 | 0 | 9 | 524 | 162 | 7 | 861 | 7,233 | 11.9 | 2 | 69 | 63 | 5 | 139 | 7,233 | 1.9 |
| 15th CIRCUIT TOTAL | New Filed | 0 | 220 | 5 | 14 | 127 | 2 | 289 | 0 | 22 | 410 | 426 | 1,738 | 8 | 3,261 | 27,356 | 11.9 | 44 | 479 | 236 | 811 | 1,570 | 27,356 | 5.7 |
| | Reinstated | 0 | 0 | 0 | 0 | 0 | 0 | 0 | 0 | 0 | 0 | 1 | 0 | 0 | 1 | 16 | 6.3 | 0 | 0 | 1 | 0 | 1 | 16 | 6.3 |
| | Disposed Of | 0 | 224 | 0 | 13 | 102 | 1 | 249 | 0 | 21 | 382 | 263 | 1,507 | 8 | 2,770 | 24,386 | 11.4 | 41 | 414 | 169 | 781 | 1,405 | 24,386 | 5.8 |
| | End Pending | 0 | 299 | 8 | 32 | 286 | 2 | 239 | 0 | 2 | 305 | 1,967 | 946 | 64 | 4,150 | 31,636 | 13.1 | 27 | 460 | 376 | 60 | 923 | 31,636 | 2.9 |
| 16th KANE | New Filed | 765 | 413 | 8 | 1 | 676 | 2 | 681 | 2 | 204 | 2,059 | 802 | 4,444 | 135 | 10,192 | 64,308 | 15.8 | 135 | 1,603 | 507 | 1,054 | 3,299 | 64,308 | 5.1 |
| | Reinstated | 1 | 1 | 0 | 0 | 5 | 0 | 0 | 0 | 0 | 2 | 6 | 2 | 1 | 18 | 79 | 22.8 | 0 | 18 | 2 | 0 | 20 | 79 | 25.3 |
| | Disposed Of | 271 | 353 | 2 | 0 | 174 | 2 | 293 | 3 | 49 | 651 | 384 | 1,285 | 3 | 3,470 | 28,415 | 12.2 | 71 | 1,051 | 247 | 583 | 1,952 | 28,415 | 6.9 |
| | End Pending | 898 | 1,138 | 34 | 3 | 1,423 | 2 | 447 | 10 | 317 | 2,013 | 2,152 | 4,099 | 152 | 12,688 | 102,258 | 12.4 | 90 | 1,246 | 713 | 605 | 2,654 | 102,258 | 2.6 |
| 16th CIRCUIT TOTAL | New Filed | 765 | 413 | 8 | 1 | 676 | 2 | 681 | 2 | 204 | 2,059 | 802 | 4,444 | 135 | 10,192 | 64,308 | 15.8 | 135 | 1,603 | 507 | 1,054 | 3,299 | 64,308 | 5.1 |
| | Reinstated | 1 | 1 | 0 | 0 | 5 | 0 | 0 | 0 | 0 | 2 | 6 | 2 | 1 | 18 | 79 | 22.8 | 0 | 18 | 2 | 0 | 20 | 79 | 25.3 |
| | Disposed Of | 271 | 353 | 2 | 0 | 174 | 2 | 293 | 3 | 49 | 651 | 384 | 1,285 | 3 | 3,470 | 28,415 | 12.2 | 71 | 1,051 | 247 | 583 | 1,952 | 28,415 | 6.9 |
| | End Pending | 898 | 1,138 | 34 | 3 | 1,423 | 2 | 447 | 10 | 317 | 2,013 | 2,152 | 4,099 | 152 | 12,688 | 102,258 | 12.4 | 90 | 1,246 | 713 | 605 | 2,654 | 102,258 | 2.6 |
| 17th BOONE | New Filed | 59 | 63 | 0 | 16 | 23 | 1 | 47 | 0 | 0 | 150 | 75 | 531 | 2 | 967 | 7,960 | 12.1 | 8 | 155 | 48 | 270 | 481 | 7,960 | 6.0 |
| | Reinstated | 0 | 0 | 0 | 0 | 0 | 0 | 0 | 0 | 0 | 0 | 0 | 1 | 0 | 1 | 2 | 50.0 | 0 | 0 | 1 | 0 | 1 | 2 | 50.0 |
| | Disposed Of | 39 | 76 | 0 | 8 | 17 | 0 | 54 | 0 | 0 | 143 | 53 | 426 | 5 | 821 | 7,384 | 11.1 | 2 | 166 | 49 | 269 | 486 | 7,384 | 6.6 |
| | End Pending | 42 | 91 | 0 | 55 | 32 | 1 | 8 | 0 | 0 | 10 | 229 | 266 | 3 | 737 | 13,417 | 5.5 | 9 | 131 | 58 | 22 | 220 | 13,417 | 1.6 |
| 17th WINNEBAGO | New Filed | 508 | 324 | 4 | 194 | 229 | 1 | 774 | 1 | 297 | 977 | 535 | 2,834 | 219 | 6,897 | 41,744 | 16.5 | 156 | 910 | 678 | 2,736 | 4,480 | 41,744 | 10.7 |
| | Reinstated | 12 | 4 | 0 | 0 | 2 | 0 | 31 | 0 | 0 | 0 | 12 | 46 | 16 | 123 | 150 | 82.0 | 1 | 5 | 0 | 0 | 6 | 150 | 4.0 |
| | Disposed Of | 485 | 492 | 9 | 199 | 155 | 5 | 788 | 2 | 278 | 928 | 736 | 2,358 | 231 | 6,666 | 43,231 | 15.4 | 132 | 827 | 409 | 2,736 | 4,104 | 43,231 | 9.5 |
| | End Pending | 373 | 849 | 3 | 572 | 231 | 7 | 612 | 0 | 33 | 505 | 6,930 | 3,472 | 222 | 13,809 | 70,756 | 19.5 | 197 | 1,077 | 1,416 | 0 | 2,690 | 70,756 | 3.8 |
| 17th CIRCUIT TOTAL | New Filed | 567 | 387 | 4 | 210 | 252 | 2 | 821 | 1 | 297 | 1,127 | 610 | 3,365 | 221 | 7,864 | 49,704 | 15.8 | 164 | 1,065 | 726 | 3,006 | 4,961 | 49,704 | 10.0 |
| | Reinstated | 12 | 4 | 0 | 0 | 2 | 0 | 31 | 0 | 0 | 0 | 12 | 47 | 16 | 124 | 152 | 81.6 | 1 | 5 | 1 | 0 | 7 | 152 | 4.6 |
| | Disposed Of | 524 | 568 | 9 | 207 | 172 | 5 | 842 | 2 | 278 | 1,071 | 789 | 2,784 | 236 | 7,487 | 50,615 | 14.8 | 134 | 993 | 458 | 3,005 | 4,590 | 50,615 | 9.1 |
| | End Pending | 415 | 940 | 3 | 627 | 263 | 8 | 620 | 0 | 33 | 515 | 7,159 | 3,738 | 225 | 14,546 | 84,173 | 17.3 | 206 | 1,208 | 1,474 | 22 | 2,910 | 84,173 | 3.5 |
| 18th DUPAGE | New Filed | 1,734 | 660 | 3 | 437 | 1,070 | 3 | 1,221 | 2 | 404 | 1,090 | 1,351 | 6,319 | 130 | 14,424 | 118,433 | 12.2 | 81 | 2,293 | 576 | 1,367 | 4,317 | 118,433 | 3.6 |
| | Reinstated | 64 | 27 | 7 | 88 | 67 | 0 | 20 | 0 | 0 | 5 | 84 | 144 | 4 | 510 | 7,447 | 6.8 | 0 | 85 | 16 | 6 | 107 | 7,447 | 1.4 |
| | Disposed Of | 1,457 | 883 | 15 | 832 | 556 | 7 | 1,149 | 1 | 383 | 1,080 | 1,108 | 6,026 | 185 | 13,682 | 103,904 | 13.2 | 84 | 2,093 | 445 | 1,333 | 3,955 | 103,904 | 3.8 |
| | End Pending | 1,632 | 924 | 10 | 1,852 | 600 | 8 | 533 | 1 | 48 | 501 | 1,761 | 3,689 | 30 | 11,589 | 74,590 | 15.5 | 37 | 1,520 | 1,323 | 343 | 3,223 | 74,590 | 4.3 |
| 18th CIRCUIT TOTAL | New Filed | 1,734 | 660 | 3 | 437 | 1,070 | 3 | 1,221 | 2 | 404 | 1,090 | 1,351 | 6,319 | 130 | 14,424 | 118,433 | 12.2 | 81 | 2,293 | 576 | 1,367 | 4,317 | 118,433 | 3.6 |
| | Reinstated | 64 | 27 | 7 | 88 | 67 | 0 | 20 | 0 | 0 | 5 | 84 | 144 | 4 | 510 | 7,447 | 6.8 | 0 | 85 | 16 | 6 | 107 | 7,447 | 1.4 |
| | Disposed Of | 1,457 | 883 | 15 | 832 | 556 | 7 | 1,149 | 1 | 383 | 1,080 | 1,108 | 6,026 | 185 | 13,682 | 103,904 | 13.2 | 84 | 2,093 | 445 | 1,333 | 3,955 | 103,904 | 3.8 |
| | End Pending | 1,632 | 924 | 10 | 1,852 | 600 | 8 | 533 | 1 | 48 | 501 | 1,761 | 3,689 | 30 | 11,589 | 74,590 | 15.5 | 37 | 1,520 | 1,323 | 343 | 3,223 | 74,590 | 4.3 |

* TOTAL OF ALL CASES IN ALL CATEGORIES: CIVIL; DOMESTIC RELATIONS; CRIMINAL; QUASI-CRIMINAL; AND JUVENILE

CIVIL AND DOMESTIC RELATIONS CASELOAD

| CIRCUIT / COUNTY | | CIVIL | | | | | | | | | | | | | | | | DOMESTIC RELATIONS | | | | | | | |
|--------------------|-------------|-------------|----------|----------------|--------------------|-------------------------|-----------------------|---------------------------|-----------------------|---------------|--------------|---------|--------------|-----|-------------------|------------------|-------------------------------|--------------------|-------------|--------|---------------------|--------------------------------|------------------|--|--|
| | | ARBITRATION | CHANCERY | EMINENT DOMAIN | LAW JURY >\$50,000 | LAW NON-JURY > \$50,000 | LAW JURY = < \$50,000 | LAW NON-JURY = < \$50,000 | MUNICIPAL CORPORATION | MENTAL HEALTH | MISC. REMEDY | PROBATE | SMALL CLAIMS | TAX | TOTAL CIVIL CASES | TOTAL ALL CASES* | CIVIL CASES AS % OF ALL CASES | ADOPTION | DISSOLUTION | FAMILY | ORDER OF PROTECTION | TOTAL DOMESTIC RELATIONS CASES | TOTAL ALL CASES* | DOMESTIC RELATIONS CASES AS % OF ALL CASES | |
| 19th LAKE | New Filed | 752 | 701 | 24 | 349 | 540 | 6 | 989 | 0 | 139 | 816 | 1,075 | 4,469 | 8 | 9,868 | 80,802 | 12.2 | 62 | 1,863 | 661 | 2,302 | 4,888 | 80,802 | 6.0 | |
| | Reinstated | 62 | 55 | 0 | 11 | 51 | 1 | 106 | 0 | 0 | 6 | 38 | 337 | 1 | 668 | 2,944 | 22.7 | 0 | 58 | 23 | 1 | 82 | 2,944 | 2.8 | |
| | Disposed Of | 906 | 1,076 | 28 | 213 | 642 | 5 | 1,230 | 1 | 140 | 821 | 921 | 4,572 | 14 | 10,569 | 81,242 | 13.0 | 69 | 1,795 | 748 | 2,294 | 4,906 | 81,242 | 6.0 | |
| | End Pending | 533 | 1,421 | 40 | 659 | 512 | 10 | 194 | 0 | 3 | 269 | 5,285 | 1,804 | 17 | 10,747 | 40,047 | 26.8 | 31 | 1,128 | 295 | 15 | 1,469 | 40,047 | 3.7 | |
| 19th CIRCUIT TOTAL | New Filed | 752 | 701 | 24 | 349 | 540 | 6 | 989 | 0 | 139 | 816 | 1,075 | 4,469 | 8 | 9,868 | 80,802 | 12.2 | 62 | 1,863 | 661 | 2,302 | 4,888 | 80,802 | 6.0 | |
| | Reinstated | 62 | 55 | 0 | 11 | 51 | 1 | 106 | 0 | 0 | 6 | 38 | 337 | 1 | 668 | 2,944 | 22.7 | 0 | 58 | 23 | 1 | 82 | 2,944 | 2.8 | |
| | Disposed Of | 906 | 1,076 | 28 | 213 | 642 | 5 | 1,230 | 1 | 140 | 821 | 921 | 4,572 | 14 | 10,569 | 81,242 | 13.0 | 69 | 1,795 | 748 | 2,294 | 4,906 | 81,242 | 6.0 | |
| | End Pending | 533 | 1,421 | 40 | 659 | 512 | 10 | 194 | 0 | 3 | 269 | 5,285 | 1,804 | 17 | 10,747 | 40,047 | 26.8 | 31 | 1,128 | 295 | 15 | 1,469 | 40,047 | 3.7 | |
| 20th MONROE | New Filed | 0 | 26 | 0 | 12 | 19 | 1 | 57 | 5 | 1 | 110 | 52 | 202 | 1 | 486 | 3,702 | 13.1 | 3 | 98 | 23 | 91 | 215 | 3,702 | 5.8 | |
| | Reinstated | 0 | 0 | 0 | 0 | 0 | 0 | 2 | 0 | 0 | 0 | 0 | 2 | 0 | 4 | 4 | 100.0 | 0 | 0 | 0 | 0 | 0 | 4 | 0.0 | |
| | Disposed Of | 0 | 25 | 0 | 2 | 18 | 1 | 37 | 4 | 1 | 102 | 46 | 161 | 0 | 397 | 3,415 | 11.6 | 4 | 95 | 19 | 93 | 211 | 3,415 | 6.2 | |
| | End Pending | 0 | 31 | 0 | 42 | 20 | 7 | 41 | 4 | 0 | 61 | 211 | 108 | 4 | 529 | 4,621 | 11.4 | 1 | 57 | 25 | 4 | 87 | 4,621 | 1.9 | |
| 20th PERRY | New Filed | 0 | 18 | 0 | 0 | 16 | 0 | 41 | 0 | 3 | 88 | 46 | 126 | 1 | 339 | 2,102 | 16.1 | 9 | 74 | 32 | 25 | 140 | 2,102 | 6.7 | |
| | Reinstated | 0 | 0 | 0 | 0 | 0 | 0 | 0 | 0 | 0 | 0 | 0 | 0 | 0 | 0 | 0 | 0.0 | 0 | 0 | 0 | 0 | 0 | 0 | 0.0 | |
| | Disposed Of | 0 | 17 | 0 | 3 | 9 | 0 | 29 | 0 | 0 | 16 | 27 | 105 | 1 | 207 | 1,966 | 10.5 | 5 | 81 | 30 | 32 | 148 | 1,966 | 7.5 | |
| | End Pending | 0 | 104 | 0 | 40 | 86 | 2 | 124 | 0 | 3 | 602 | 605 | 130 | 72 | 1,768 | 3,572 | 49.5 | 14 | 53 | 66 | 57 | 190 | 3,572 | 5.3 | |
| 20th RANDOLPH | New Filed | 0 | 27 | 0 | 5 | 26 | 2 | 78 | 1 | 222 | 113 | 83 | 222 | 2 | 781 | 3,184 | 24.5 | 11 | 118 | 60 | 122 | 311 | 3,184 | 9.8 | |
| | Reinstated | 0 | 0 | 0 | 0 | 0 | 0 | 1 | 0 | 0 | 2 | 0 | 6 | 0 | 9 | 9 | 100.0 | 0 | 0 | 0 | 0 | 0 | 9 | 0.0 | |
| | Disposed Of | 0 | 28 | 1 | 4 | 29 | 1 | 100 | 0 | 188 | 125 | 54 | 267 | 12 | 809 | 2,811 | 28.8 | 9 | 100 | 43 | 119 | 271 | 2,811 | 9.6 | |
| | End Pending | 0 | 32 | 0 | 33 | 37 | 2 | 50 | 1 | 33 | 66 | 804 | 146 | 9 | 1,213 | 2,936 | 41.3 | 15 | 90 | 92 | 34 | 231 | 2,936 | 7.9 | |
| 20th ST. CLAIR | New Filed | 514 | 333 | 0 | 567 | 468 | 8 | 890 | 1 | 13 | 327 | 593 | 2,623 | 8 | 6,345 | 44,210 | 14.4 | 75 | 994 | 742 | 905 | 2,716 | 44,210 | 6.1 | |
| | Reinstated | 15 | 2 | 0 | 0 | 1 | 0 | 2 | 0 | 0 | 0 | 3 | 17 | 0 | 40 | 436 | 9.2 | 0 | 0 | 1 | 0 | 1 | 436 | 0.2 | |
| | Disposed Of | 552 | 441 | 6 | 470 | 202 | 4 | 646 | 0 | 3 | 244 | 544 | 2,235 | 18 | 5,365 | 41,579 | 12.9 | 70 | 973 | 553 | 915 | 2,511 | 41,579 | 6.0 | |
| | End Pending | 461 | 435 | 4 | 2,204 | 345 | 9 | 446 | 1 | 36 | 210 | 936 | 1,593 | 336 | 7,016 | 120,602 | 5.8 | 30 | 516 | 993 | 2 | 1,541 | 120,602 | 1.3 | |
| 20th WASHINGTON | New Filed | 0 | 21 | 0 | 5 | 13 | 0 | 29 | 0 | 1 | 20 | 46 | 105 | 0 | 240 | 1,607 | 14.9 | 40 | 45 | 15 | 22 | 122 | 1,607 | 7.6 | |
| | Reinstated | 0 | 0 | 0 | 0 | 0 | 0 | 0 | 0 | 0 | 0 | 0 | 0 | 0 | 0 | 0 | 0.0 | 0 | 0 | 0 | 0 | 0 | 0 | 0.0 | |
| | Disposed Of | 0 | 18 | 0 | 3 | 6 | 0 | 23 | 0 | 1 | 13 | 42 | 76 | 0 | 182 | 1,257 | 14.5 | 27 | 45 | 20 | 24 | 116 | 1,257 | 9.2 | |
| | End Pending | 0 | 40 | 0 | 23 | 17 | 1 | 50 | 0 | 1 | 42 | 238 | 104 | 23 | 539 | 3,175 | 17.0 | 78 | 51 | 66 | 16 | 211 | 3,175 | 6.6 | |
| 20th CIRCUIT TOTAL | New Filed | 514 | 425 | 0 | 589 | 542 | 11 | 1,095 | 7 | 240 | 658 | 820 | 3,278 | 12 | 8,191 | 54,805 | 14.9 | 138 | 1,329 | 872 | 1,165 | 3,504 | 54,805 | 6.4 | |
| | Reinstated | 15 | 2 | 0 | 0 | 1 | 0 | 5 | 0 | 0 | 2 | 3 | 25 | 0 | 53 | 449 | 11.8 | 0 | 0 | 1 | 0 | 1 | 449 | 0.2 | |
| | Disposed Of | 552 | 529 | 7 | 482 | 264 | 6 | 835 | 4 | 193 | 500 | 713 | 2,844 | 31 | 6,960 | 51,028 | 13.6 | 115 | 1,294 | 665 | 1,183 | 3,257 | 51,028 | 6.4 | |
| | End Pending | 461 | 642 | 4 | 2,342 | 505 | 21 | 711 | 6 | 73 | 981 | 2,794 | 2,081 | 444 | 11,065 | 134,906 | 8.2 | 138 | 767 | 1,242 | 113 | 2,260 | 134,906 | 1.7 | |
| 21st IROQUOIS | New Filed | 0 | 28 | 0 | 0 | 24 | 0 | 78 | 0 | 0 | 62 | 73 | 195 | 1 | 461 | 4,502 | 10.2 | 10 | 84 | 40 | 262 | 396 | 4,502 | 8.8 | |
| | Reinstated | 0 | 0 | 0 | 0 | 0 | 0 | 0 | 0 | 0 | 0 | 0 | 0 | 0 | 0 | 0 | 0.0 | 0 | 0 | 0 | 0 | 0 | 0 | 0.0 | |
| | Disposed Of | 0 | 35 | 0 | 3 | 17 | 1 | 50 | 0 | 0 | 43 | 61 | 167 | 0 | 377 | 3,716 | 10.1 | 1 | 76 | 18 | 219 | 314 | 3,716 | 8.4 | |
| | End Pending | 0 | 77 | 1 | 6 | 68 | 5 | 103 | 0 | 2 | 59 | 478 | 410 | 53 | 1,262 | 11,039 | 11.4 | 25 | 93 | 74 | 21 | 213 | 11,039 | 1.9 | |

* TOTAL OF ALL CASES IN ALL CATEGORIES: CIVIL; DOMESTIC RELATIONS; CRIMINAL; QUASI-CRIMINAL; AND JUVENILE

CRIMINAL AND QUASI-CRIMINAL CASELOAD STATISTICS BY COUNTY

CIRCUIT COURTS - CALENDAR YEAR 2020

| CIRCUIT | COUNTY | | CRIMINAL | | | | | | QUASI-CRIMINAL | | | | | | |
|-----------|------------|-------------|----------|-------------|-----|----------------------|-------------------|----------------------------|----------------|--------------------|----------------|-----------|-------------------------|-------------------|------------------------------|
| | | | FELONY | MISDEMEANOR | DUI | TOTAL CRIMINAL CASES | TOTAL * ALL CASES | CRIMINAL AS % OF ALL CASES | TRAFFIC | CONSERVATION CASES | ORDNANCE CASES | CIVIL LAW | TOTAL OF QUASI-CRIMINAL | TOTAL * ALL CASES | QUASI-CRIM AS % OF ALL CASES |
| 1st | ALEXANDER | New Filed | 76 | 33 | 14 | 123 | 2,700 | 4.6 | 2,304 | 25 | 9 | 7 | 2,345 | 2,700 | 86.9 |
| | | Reinstated | 0 | 0 | 0 | 0 | 0 | 0.0 | 0 | 0 | 0 | 0 | 0 | 0 | 0.0 |
| | | Disposed Of | 50 | 35 | 13 | 98 | 2,167 | 4.5 | 1,916 | 17 | 9 | 2 | 1,944 | 2,167 | 89.7 |
| | | End Pending | 286 | 388 | 165 | 839 | 37,953 | 2.2 | 31,341 | 212 | 323 | 34 | 31,910 | 37,953 | 84.1 |
| 1st | JACKSON | New Filed | 457 | 494 | 143 | 1,094 | 7,966 | 13.7 | 4,246 | 88 | 877 | 24 | 5,235 | 7,966 | 65.7 |
| | | Reinstated | 0 | 0 | 0 | 0 | 19 | 0.0 | 0 | 0 | 0 | 0 | 0 | 19 | 0.0 |
| | | Disposed Of | 276 | 333 | 125 | 734 | 7,737 | 9.5 | 4,216 | 109 | 936 | 24 | 5,285 | 7,737 | 68.3 |
| | | End Pending | 514 | 437 | 132 | 1,083 | 4,056 | 26.7 | 1,240 | 16 | 111 | 6 | 1,373 | 4,056 | 33.9 |
| 1st | JOHNSON | New Filed | 76 | 79 | 26 | 181 | 4,690 | 3.9 | 3,987 | 57 | 10 | 5 | 4,059 | 4,690 | 86.5 |
| | | Reinstated | 0 | 0 | 0 | 0 | 0 | 0.0 | 0 | 0 | 0 | 0 | 0 | 0 | 0.0 |
| | | Disposed Of | 59 | 58 | 21 | 138 | 4,572 | 3.0 | 3,951 | 68 | 10 | 7 | 4,036 | 4,572 | 88.3 |
| | | End Pending | 160 | 110 | 61 | 331 | 8,846 | 3.7 | 7,810 | 43 | 26 | 3 | 7,882 | 8,846 | 89.1 |
| 1st | MASSAC | New Filed | 173 | 153 | 51 | 377 | 6,656 | 5.7 | 5,622 | 37 | 31 | 1 | 5,691 | 6,656 | 85.5 |
| | | Reinstated | 0 | 4 | 0 | 4 | 8 | 50.0 | 0 | 0 | 0 | 0 | 0 | 8 | 0.0 |
| | | Disposed Of | 146 | 218 | 54 | 418 | 6,257 | 6.7 | 5,377 | 35 | 24 | 21 | 5,457 | 6,257 | 87.2 |
| | | End Pending | 354 | 337 | 112 | 803 | 6,910 | 11.6 | 3,970 | 15 | 38 | 9 | 4,032 | 6,910 | 58.4 |
| 1st | POPE | New Filed | 45 | 27 | 13 | 85 | 1,059 | 8.0 | 780 | 53 | 0 | 10 | 843 | 1,059 | 79.6 |
| | | Reinstated | 0 | 0 | 0 | 0 | 4 | 0.0 | 4 | 0 | 0 | 0 | 4 | 4 | 100.0 |
| | | Disposed Of | 31 | 14 | 8 | 53 | 879 | 6.0 | 674 | 23 | 0 | 7 | 704 | 879 | 80.1 |
| | | End Pending | 56 | 34 | 9 | 99 | 799 | 12.4 | 371 | 41 | 0 | 7 | 419 | 799 | 52.4 |
| 1st | PULASKI | New Filed | 81 | 52 | 20 | 153 | 12,884 | 1.2 | 12,498 | 12 | 0 | 3 | 12,513 | 12,884 | 97.1 |
| | | Reinstated | 0 | 0 | 0 | 0 | 0 | 0.0 | 0 | 0 | 0 | 0 | 0 | 0 | 0.0 |
| | | Disposed Of | 61 | 59 | 18 | 138 | 12,291 | 1.1 | 12,126 | 13 | 0 | 2 | 12,141 | 12,291 | 98.8 |
| | | End Pending | 141 | 184 | 60 | 385 | 65,634 | 0.6 | 62,472 | 60 | 123 | 5 | 62,660 | 65,634 | 95.5 |
| 1st | SALINE | New Filed | 600 | 260 | 28 | 888 | 4,150 | 21.4 | 2,196 | 27 | 100 | 2 | 2,325 | 4,150 | 56.0 |
| | | Reinstated | 0 | 0 | 0 | 0 | 3 | 0.0 | 0 | 0 | 0 | 0 | 0 | 3 | 0.0 |
| | | Disposed Of | 223 | 194 | 31 | 448 | 3,186 | 14.1 | 1,840 | 20 | 86 | 10 | 1,956 | 3,186 | 61.4 |
| | | End Pending | 1,392 | 446 | 53 | 1,891 | 6,794 | 27.8 | 1,512 | 16 | 252 | 0 | 1,780 | 6,794 | 26.2 |
| 1st | UNION | New Filed | 218 | 103 | 40 | 361 | 3,512 | 10.3 | 2,409 | 101 | 33 | 3 | 2,546 | 3,512 | 72.5 |
| | | Reinstated | 0 | 0 | 0 | 0 | 0 | 0.0 | 0 | 0 | 0 | 0 | 0 | 0 | 0.0 |
| | | Disposed Of | 169 | 90 | 63 | 322 | 5,341 | 6.0 | 4,270 | 76 | 3 | 19 | 4,368 | 5,341 | 81.8 |
| | | End Pending | 476 | 286 | 58 | 820 | 3,293 | 24.9 | 1,627 | 119 | 52 | 22 | 1,820 | 3,293 | 55.3 |
| 1st | WILLIAMSON | New Filed | 612 | 392 | 169 | 1,173 | 13,966 | 8.4 | 9,473 | 100 | 490 | 10 | 10,073 | 13,966 | 72.1 |
| | | Reinstated | 1 | 4 | 0 | 5 | 27 | 18.5 | 0 | 0 | 0 | 0 | 0 | 27 | 0.0 |
| | | Disposed Of | 589 | 500 | 134 | 1,223 | 13,013 | 9.4 | 8,040 | 57 | 444 | 18 | 8,559 | 13,013 | 65.8 |
| | | End Pending | 1,039 | 463 | 394 | 1,896 | 10,158 | 18.7 | 5,344 | 81 | 205 | 18 | 5,648 | 10,158 | 55.6 |

* TOTAL OF ALL CASES IN ALL CATEGORIES: CIVIL; DOMESTIC RELATIONS; CRIMINAL; QUASI-CRIMINAL; AND JUVENILE

CRIMINAL AND QUASI-CRIMINAL CASELOAD

| CIRCUIT | COUNTY | | CRIMINAL | | | | | | QUASI-CRIMINAL | | | | | | |
|-------------|---------------|-------------|----------|-------------|-------|----------------------|-------------------|----------------------------|----------------|--------------------|-----------------|-----------|-------------------------|-------------------|------------------------------|
| | | | FELONY | MISDEMEANOR | DUI | TOTAL CRIMINAL CASES | TOTAL # ALL CASES | CRIMINAL AS % OF ALL CASES | TRAFFIC | CONSERVATION CASES | ORDINANCE CASES | CIVIL LAW | TOTAL OF QUASI-CRIMINAL | TOTAL # ALL CASES | QUASI-CRIM AS % OF ALL CASES |
| 1st Circuit | CIRCUIT TOTAL | New Filed | 2,338 | 1,593 | 504 | 4,435 | 57,583 | 7.7 | 43,515 | 500 | 1,550 | 65 | 45,630 | 57,583 | 79.2 |
| | | Reinstated | 1 | 8 | 0 | 9 | 61 | 14.8 | 4 | 0 | 0 | 0 | 4 | 61 | 6.6 |
| | | Disposed Of | 1,604 | 1,501 | 467 | 3,572 | 55,443 | 6.4 | 42,410 | 418 | 1,512 | 110 | 44,450 | 55,443 | 80.2 |
| | | End Pending | 4,418 | 2,685 | 1,044 | 8,147 | 144,443 | 5.6 | 115,687 | 603 | 1,130 | 104 | 117,524 | 144,443 | 81.4 |
| 2nd | CRAWFORD | New Filed | 201 | 207 | 53 | 461 | 2,132 | 21.6 | 916 | 24 | 92 | 0 | 1,032 | 2,132 | 48.4 |
| | | Reinstated | 0 | 0 | 0 | 0 | 6 | 0.0 | 0 | 0 | 0 | 0 | 0 | 6 | 0.0 |
| | | Disposed Of | 123 | 151 | 46 | 320 | 2,132 | 15.0 | 885 | 15 | 124 | 0 | 1,024 | 2,132 | 48.0 |
| | | End Pending | 254 | 256 | 125 | 635 | 3,252 | 19.5 | 758 | 33 | 153 | 0 | 944 | 3,252 | 29.0 |
| 2nd | EDWARDS | New Filed | 41 | 36 | 6 | 83 | 866 | 9.6 | 569 | 6 | 31 | 0 | 606 | 866 | 70.0 |
| | | Reinstated | 0 | 0 | 0 | 0 | 0 | 0.0 | 0 | 0 | 0 | 0 | 0 | 0 | 0.0 |
| | | Disposed Of | 54 | 23 | 5 | 82 | 872 | 9.4 | 595 | 5 | 34 | 1 | 635 | 872 | 72.8 |
| | | End Pending | 70 | 51 | 22 | 143 | 689 | 20.8 | 225 | 1 | 16 | 6 | 248 | 689 | 36.0 |
| 2nd | FRANKLIN | New Filed | 429 | 346 | 49 | 824 | 5,139 | 16.0 | 2,492 | 46 | 68 | 2 | 2,608 | 5,139 | 50.7 |
| | | Reinstated | 0 | 0 | 0 | 0 | 1 | 0.0 | 0 | 0 | 0 | 0 | 0 | 1 | 0.0 |
| | | Disposed Of | 115 | 131 | 10 | 256 | 2,956 | 8.7 | 1,456 | 41 | 22 | 1 | 1,520 | 2,956 | 51.4 |
| | | End Pending | 985 | 680 | 155 | 1,820 | 13,546 | 13.4 | 4,181 | 105 | 196 | 33 | 4,515 | 13,546 | 33.3 |
| 2nd | GALLATIN | New Filed | 75 | 38 | 5 | 118 | 1,286 | 9.2 | 899 | 21 | 8 | 0 | 928 | 1,286 | 72.2 |
| | | Reinstated | 0 | 0 | 0 | 0 | 0 | 0.0 | 0 | 0 | 0 | 0 | 0 | 0 | 0.0 |
| | | Disposed Of | 46 | 38 | 6 | 90 | 1,039 | 8.7 | 798 | 13 | 14 | 0 | 825 | 1,039 | 79.4 |
| | | End Pending | 150 | 148 | 30 | 328 | 1,503 | 21.8 | 337 | 18 | 12 | 0 | 367 | 1,503 | 24.4 |
| 2nd | HAMILTON | New Filed | 61 | 28 | 17 | 106 | 1,044 | 10.2 | 619 | 30 | 9 | 3 | 661 | 1,044 | 63.3 |
| | | Reinstated | 0 | 0 | 0 | 0 | 1 | 0.0 | 0 | 0 | 0 | 0 | 0 | 1 | 0.0 |
| | | Disposed Of | 49 | 30 | 9 | 88 | 1,001 | 8.8 | 588 | 37 | 11 | 1 | 637 | 1,001 | 63.6 |
| | | End Pending | 75 | 33 | 27 | 135 | 964 | 14.0 | 342 | 27 | 1 | 2 | 372 | 964 | 38.6 |
| 2nd | HARDIN | New Filed | 24 | 44 | 10 | 78 | 517 | 15.1 | 289 | 12 | 4 | 0 | 305 | 517 | 59.0 |
| | | Reinstated | 0 | 0 | 0 | 0 | 0 | 0.0 | 0 | 0 | 0 | 0 | 0 | 0 | 0.0 |
| | | Disposed Of | 26 | 39 | 4 | 69 | 457 | 15.1 | 262 | 5 | 14 | 0 | 281 | 457 | 61.5 |
| | | End Pending | 49 | 41 | 11 | 101 | 937 | 10.8 | 134 | 20 | 26 | 0 | 180 | 937 | 19.2 |
| 2nd | JEFFERSON | New Filed | 377 | 212 | 95 | 684 | 4,594 | 14.9 | 2,158 | 45 | 0 | 13 | 2,216 | 4,594 | 48.2 |
| | | Reinstated | 0 | 0 | 0 | 0 | 22 | 0.0 | 0 | 0 | 0 | 0 | 0 | 22 | 0.0 |
| | | Disposed Of | 325 | 120 | 81 | 526 | 4,089 | 12.9 | 2,070 | 39 | 0 | 16 | 2,125 | 4,089 | 52.0 |
| | | End Pending | 681 | 484 | 149 | 1,314 | 10,498 | 12.5 | 3,112 | 23 | 75 | 19 | 3,229 | 10,498 | 30.8 |
| 2nd | LAWRENCE | New Filed | 90 | 90 | 27 | 207 | 1,362 | 15.2 | 523 | 18 | 7 | 0 | 548 | 1,362 | 40.2 |
| | | Reinstated | 0 | 0 | 0 | 0 | 0 | 0.0 | 0 | 0 | 0 | 0 | 0 | 0 | 0.0 |
| | | Disposed Of | 74 | 89 | 20 | 183 | 1,180 | 15.5 | 468 | 17 | 5 | 0 | 490 | 1,180 | 41.5 |
| | | End Pending | 195 | 236 | 88 | 519 | 3,053 | 17.0 | 1,199 | 51 | 66 | 8 | 1,324 | 3,053 | 43.4 |

* TOTAL OF ALL CASES IN ALL CATEGORIES: CIVIL; DOMESTIC RELATIONS; CRIMINAL; QUASI-CRIMINAL; AND JUVENILE

CRIMINAL AND QUASI-CRIMINAL CASELOAD

| CIRCUIT | COUNTY | | CRIMINAL | | | | | | QUASI-CRIMINAL | | | | | | |
|-------------|---------------|-------------|----------|-------------|-------|----------------------|------------------|----------------------------|----------------|--------------------|-----------------|-----------|-------------------------|------------------|------------------------------|
| | | | FELONY | MISDEMEANOR | DUI | TOTAL CRIMINAL CASES | TOTAL* ALL CASES | CRIMINAL AS % OF ALL CASES | TRAFFIC | CONSERVATION CASES | ORDINANCE CASES | CIVIL LAW | TOTAL OF QUASI-CRIMINAL | TOTAL* ALL CASES | QUASI-CRIM AS % OF ALL CASES |
| 2nd | RICHLAND | New Filed | 225 | 203 | 42 | 470 | 1,944 | 24.2 | 820 | 6 | 46 | 1 | 873 | 1,944 | 44.9 |
| | | Reinstated | 0 | 0 | 0 | 0 | 0 | 0.0 | 0 | 0 | 0 | 0 | 0 | 0 | 0.0 |
| | | Disposed Of | 203 | 235 | 44 | 482 | 2,078 | 23.2 | 785 | 8 | 50 | 10 | 853 | 2,078 | 41.0 |
| | | End Pending | 317 | 244 | 72 | 633 | 1,998 | 31.7 | 702 | 9 | 16 | 13 | 740 | 1,998 | 37.0 |
| 2nd | WABASH | New Filed | 66 | 58 | 25 | 149 | 1,243 | 12.0 | 721 | 7 | 31 | 0 | 759 | 1,243 | 61.1 |
| | | Reinstated | 0 | 0 | 0 | 0 | 0 | 0.0 | 0 | 0 | 0 | 0 | 0 | 0 | 0.0 |
| | | Disposed Of | 39 | 41 | 20 | 100 | 1,102 | 9.1 | 682 | 10 | 34 | 0 | 726 | 1,102 | 65.9 |
| | | End Pending | 176 | 145 | 83 | 404 | 2,488 | 16.2 | 722 | 1 | 79 | 0 | 802 | 2,488 | 32.2 |
| 2nd | WAYNE | New Filed | 197 | 113 | 28 | 338 | 2,161 | 15.6 | 1,306 | 43 | 7 | 2 | 1,358 | 2,161 | 62.8 |
| | | Reinstated | 0 | 0 | 0 | 0 | 0 | 0.0 | 0 | 0 | 0 | 0 | 0 | 0 | 0.0 |
| | | Disposed Of | 128 | 87 | 12 | 227 | 2,177 | 10.4 | 1,357 | 28 | 22 | 3 | 1,410 | 2,177 | 64.8 |
| | | End Pending | 312 | 265 | 66 | 643 | 6,049 | 10.6 | 4,202 | 38 | 17 | 2 | 4,259 | 6,049 | 70.4 |
| 2nd | WHITE | New Filed | 184 | 141 | 23 | 348 | 2,709 | 12.8 | 1,711 | 16 | 57 | 4 | 1,788 | 2,709 | 66.0 |
| | | Reinstated | 0 | 0 | 0 | 0 | 0 | 0.0 | 0 | 0 | 0 | 0 | 0 | 0 | 0.0 |
| | | Disposed Of | 147 | 128 | 23 | 298 | 2,715 | 11.0 | 1,769 | 4 | 50 | 12 | 1,835 | 2,715 | 67.6 |
| | | End Pending | 162 | 83 | 8 | 253 | 6,586 | 3.8 | 5,417 | 72 | 58 | 19 | 5,566 | 6,586 | 84.5 |
| 2nd Circuit | CIRCUIT TOTAL | New Filed | 1,970 | 1,516 | 380 | 3,866 | 24,997 | 15.5 | 13,023 | 274 | 360 | 25 | 13,682 | 24,997 | 54.7 |
| | | Reinstated | 0 | 0 | 0 | 0 | 30 | 0.0 | 0 | 0 | 0 | 0 | 0 | 30 | 0.0 |
| | | Disposed Of | 1,329 | 1,112 | 280 | 2,721 | 21,798 | 12.5 | 11,715 | 222 | 380 | 44 | 12,361 | 21,798 | 56.7 |
| | | End Pending | 3,426 | 2,666 | 836 | 6,928 | 51,563 | 13.4 | 21,331 | 398 | 715 | 102 | 22,546 | 51,563 | 43.7 |
| 3rd | BOND | New Filed | 146 | 74 | 11 | 231 | 4,166 | 5.5 | 3,365 | 12 | 7 | 7 | 3,391 | 4,166 | 81.4 |
| | | Reinstated | 0 | 0 | 0 | 0 | 0 | 0.0 | 0 | 0 | 0 | 0 | 0 | 0 | 0.0 |
| | | Disposed Of | 103 | 62 | 7 | 172 | 3,828 | 4.5 | 3,432 | 11 | 6 | 4 | 3,453 | 3,828 | 90.2 |
| | | End Pending | 249 | 234 | 31 | 514 | 10,435 | 4.9 | 5,292 | 23 | 109 | 5 | 5,429 | 10,435 | 52.0 |
| 3rd | MADISON | New Filed | 3,189 | 4,857 | 695 | 8,741 | 44,864 | 19.5 | 21,171 | 113 | 3,053 | 24 | 24,361 | 44,864 | 54.3 |
| | | Reinstated | 347 | 0 | 0 | 347 | 500 | 69.4 | 0 | 0 | 0 | 0 | 0 | 500 | 0.0 |
| | | Disposed Of | 2,354 | 3,003 | 559 | 5,916 | 37,458 | 15.8 | 18,454 | 79 | 2,669 | 58 | 21,260 | 37,458 | 56.8 |
| | | End Pending | 5,620 | 11,853 | 1,803 | 19,276 | 75,226 | 25.6 | 32,701 | 135 | 1,992 | 122 | 34,950 | 75,226 | 46.5 |
| 3rd Circuit | CIRCUIT TOTAL | New Filed | 3,335 | 4,931 | 706 | 8,972 | 49,030 | 18.3 | 24,536 | 125 | 3,060 | 31 | 27,752 | 49,030 | 56.6 |
| | | Reinstated | 347 | 0 | 0 | 347 | 500 | 69.4 | 0 | 0 | 0 | 0 | 0 | 500 | 0.0 |
| | | Disposed Of | 2,457 | 3,065 | 566 | 6,088 | 41,286 | 14.7 | 21,886 | 90 | 2,675 | 62 | 24,713 | 41,286 | 59.9 |
| | | End Pending | 5,869 | 12,087 | 1,834 | 19,790 | 85,661 | 23.1 | 37,993 | 158 | 2,101 | 127 | 40,379 | 85,661 | 47.1 |
| 4th | CHRISTIAN | New Filed | 325 | 120 | 48 | 493 | 3,925 | 12.6 | 1,734 | 60 | 55 | 7 | 1,856 | 3,925 | 47.3 |
| | | Reinstated | 0 | 0 | 1 | 1 | 9 | 11.1 | 0 | 0 | 0 | 0 | 0 | 9 | 0.0 |
| | | Disposed Of | 191 | 79 | 29 | 299 | 2,948 | 10.1 | 1,273 | 50 | 46 | 6 | 1,375 | 2,948 | 46.6 |
| | | End Pending | 595 | 234 | 85 | 914 | 5,842 | 15.6 | 2,073 | 28 | 74 | 10 | 2,185 | 5,842 | 37.4 |

* TOTAL OF ALL CASES IN ALL CATEGORIES: CIVIL; DOMESTIC RELATIONS; CRIMINAL; QUASI-CRIMINAL; AND JUVENILE

CRIMINAL AND QUASI-CRIMINAL CASELOAD

| CIRCUIT | COUNTY | | CRIMINAL | | | | | | QUASI-CRIMINAL | | | | | | |
|-------------|---------------|-------------|----------|-------------|-----|----------------------|------------------|----------------------------|----------------|--------------------|-----------------|-----------|-------------------------|------------------|------------------------------|
| | | | FELONY | MISDEMEANOR | DUI | TOTAL CRIMINAL CASES | TOTAL* ALL CASES | CRIMINAL AS % OF ALL CASES | TRAFFIC | CONSERVATION CASES | ORDINANCE CASES | CIVIL LAW | TOTAL OF QUASI-CRIMINAL | TOTAL* ALL CASES | QUASI-CRIM AS % OF ALL CASES |
| 4th | CLAY | New Filed | 101 | 92 | 21 | 214 | 1,539 | 13.9 | 745 | 30 | 17 | 3 | 795 | 1,539 | 51.7 |
| | | Reinstated | 0 | 0 | 0 | 0 | 0 | 0.0 | 0 | 0 | 0 | 0 | 0 | 0 | 0.0 |
| | | Disposed Of | 59 | 68 | 16 | 143 | 1,187 | 12.0 | 611 | 27 | 26 | 1 | 665 | 1,187 | 56.0 |
| | | End Pending | 115 | 69 | 23 | 207 | 942 | 22.0 | 313 | 9 | 1 | 2 | 325 | 942 | 34.5 |
| 4th | CLINTON | New Filed | 196 | 244 | 62 | 502 | 3,067 | 16.4 | 1,617 | 68 | 21 | 11 | 1,717 | 3,067 | 56.0 |
| | | Reinstated | 0 | 0 | 0 | 0 | 0 | 0.0 | 0 | 0 | 0 | 0 | 0 | 0 | 0.0 |
| | | Disposed Of | 167 | 188 | 53 | 408 | 2,711 | 15.0 | 1,475 | 59 | 33 | 8 | 1,575 | 2,711 | 58.1 |
| | | End Pending | 179 | 209 | 53 | 441 | 3,597 | 12.3 | 1,298 | 37 | 8 | 2 | 1,345 | 3,597 | 37.4 |
| 4th | EFFINGHAM | New Filed | 329 | 234 | 83 | 646 | 4,567 | 14.1 | 2,750 | 4 | 66 | 28 | 2,848 | 4,567 | 62.4 |
| | | Reinstated | 0 | 0 | 0 | 0 | 40 | 0.0 | 0 | 0 | 0 | 0 | 40 | 40 | 0.0 |
| | | Disposed Of | 404 | 279 | 76 | 759 | 4,707 | 16.1 | 2,629 | 8 | 55 | 120 | 2,812 | 4,707 | 59.7 |
| | | End Pending | 495 | 454 | 193 | 1,142 | 9,622 | 11.9 | 7,014 | 5 | 30 | 83 | 7,132 | 9,622 | 74.1 |
| 4th | FAYETTE | New Filed | 284 | 140 | 39 | 463 | 5,195 | 8.9 | 3,758 | 122 | 54 | 6 | 3,940 | 5,195 | 75.8 |
| | | Reinstated | 0 | 0 | 0 | 0 | 0 | 0.0 | 0 | 0 | 0 | 0 | 0 | 0 | 0.0 |
| | | Disposed Of | 135 | 113 | 34 | 282 | 3,806 | 7.4 | 2,785 | 84 | 63 | 8 | 2,940 | 3,806 | 77.2 |
| | | End Pending | 597 | 378 | 134 | 1,109 | 6,509 | 17.0 | 3,780 | 73 | 52 | 17 | 3,922 | 6,509 | 60.3 |
| 4th | JASPER | New Filed | 84 | 85 | 53 | 222 | 1,243 | 17.9 | 689 | 29 | 27 | 1 | 746 | 1,243 | 60.0 |
| | | Reinstated | 0 | 0 | 0 | 0 | 0 | 0.0 | 0 | 0 | 0 | 0 | 0 | 0 | 0.0 |
| | | Disposed Of | 82 | 77 | 43 | 202 | 1,114 | 18.1 | 664 | 19 | 30 | 2 | 715 | 1,114 | 64.2 |
| | | End Pending | 74 | 59 | 37 | 170 | 1,083 | 15.7 | 432 | 17 | 6 | 0 | 455 | 1,083 | 42.0 |
| 4th | MARION | New Filed | 377 | 211 | 94 | 682 | 6,075 | 11.2 | 3,186 | 53 | 538 | 6 | 3,783 | 6,075 | 62.3 |
| | | Reinstated | 0 | 0 | 0 | 0 | 16 | 0.0 | 0 | 0 | 0 | 0 | 16 | 16 | 0.0 |
| | | Disposed Of | 357 | 210 | 83 | 650 | 5,391 | 12.1 | 2,969 | 34 | 470 | 19 | 3,492 | 5,391 | 64.8 |
| | | End Pending | 504 | 287 | 188 | 979 | 5,024 | 19.5 | 2,126 | 36 | 117 | 9 | 2,288 | 5,024 | 45.5 |
| 4th | MONTGOMERY | New Filed | 399 | 335 | 76 | 810 | 6,502 | 12.5 | 4,271 | 86 | 170 | 7 | 4,534 | 6,502 | 69.7 |
| | | Reinstated | 0 | 0 | 0 | 0 | 11 | 0.0 | 0 | 0 | 0 | 0 | 11 | 11 | 0.0 |
| | | Disposed Of | 153 | 181 | 44 | 378 | 4,712 | 8.0 | 3,266 | 89 | 169 | 15 | 3,539 | 4,712 | 75.1 |
| | | End Pending | 603 | 457 | 117 | 1,177 | 8,438 | 13.9 | 5,343 | 36 | 49 | 49 | 5,477 | 8,438 | 64.9 |
| 4th | SHELBY | New Filed | 123 | 129 | 24 | 276 | 1,845 | 15.0 | 819 | 41 | 35 | 6 | 901 | 1,845 | 48.8 |
| | | Reinstated | 0 | 0 | 0 | 0 | 0 | 0.0 | 0 | 0 | 0 | 0 | 0 | 0 | 0.0 |
| | | Disposed Of | 124 | 116 | 22 | 262 | 1,660 | 15.8 | 727 | 44 | 38 | 18 | 827 | 1,660 | 49.8 |
| | | End Pending | 157 | 139 | 35 | 331 | 1,520 | 21.8 | 366 | 15 | 72 | 40 | 493 | 1,520 | 32.4 |
| 4th Circuit | CIRCUIT TOTAL | New Filed | 2,218 | 1,590 | 500 | 4,308 | 33,958 | 12.7 | 19,569 | 493 | 983 | 75 | 21,120 | 33,958 | 62.2 |
| | | Reinstated | 0 | 0 | 1 | 1 | 76 | 1.3 | 0 | 0 | 0 | 0 | 76 | 76 | 0.0 |
| | | Disposed Of | 1,672 | 1,311 | 400 | 3,383 | 28,236 | 12.0 | 16,399 | 414 | 930 | 197 | 17,940 | 28,236 | 63.5 |
| | | End Pending | 3,319 | 2,286 | 865 | 6,470 | 42,577 | 15.2 | 22,745 | 256 | 409 | 212 | 23,622 | 42,577 | 55.5 |

* TOTAL OF ALL CASES IN ALL CATEGORIES: CIVIL; DOMESTIC RELATIONS; CRIMINAL; QUASI-CRIMINAL; AND JUVENILE

CRIMINAL AND QUASI-CRIMINAL CASELOAD

| CIRCUIT | COUNTY | | CRIMINAL | | | | | | QUASI-CRIMINAL | | | | | | |
|-------------|---------------|-------------|----------|-------------|-----|----------------------|------------------|----------------------------|----------------|--------------------|-----------------|-----------|-------------------------|------------------|------------------------------|
| | | | FELONY | MISDEMEANOR | DUI | TOTAL CRIMINAL CASES | TOTAL* ALL CASES | CRIMINAL AS % OF ALL CASES | TRAFFIC | CONSERVATION CASES | ORDINANCE CASES | CIVIL LAW | TOTAL OF QUASI-CRIMINAL | TOTAL* ALL CASES | QUASI-CRIM AS % OF ALL CASES |
| 5th | CLARK | New Filed | 75 | 192 | 40 | 307 | 2,161 | 14.2 | 1,353 | 6 | 55 | 3 | 1,417 | 2,161 | 65.6 |
| | | Reinstated | 0 | 0 | 0 | 0 | 1 | 0.0 | 0 | 0 | 0 | 0 | 0 | 1 | 0.0 |
| | | Disposed Of | 72 | 128 | 22 | 222 | 1,958 | 11.3 | 1,268 | 10 | 41 | 4 | 1,323 | 1,958 | 67.6 |
| | | End Pending | 69 | 224 | 90 | 383 | 3,775 | 10.1 | 2,164 | 6 | 33 | 7 | 2,210 | 3,775 | 58.5 |
| 5th | COLES | New Filed | 670 | 595 | 119 | 1,384 | 6,894 | 20.1 | 3,040 | 26 | 155 | 5 | 3,226 | 6,894 | 46.8 |
| | | Reinstated | 0 | 0 | 0 | 0 | 0 | 0.0 | 0 | 0 | 0 | 0 | 0 | 0 | 0.0 |
| | | Disposed Of | 375 | 348 | 102 | 825 | 4,998 | 16.5 | 2,847 | 7 | 105 | 6 | 2,965 | 4,998 | 59.3 |
| | | End Pending | 1,060 | 1,304 | 221 | 2,585 | 23,835 | 10.8 | 4,305 | 45 | 4,827 | 4 | 9,181 | 23,835 | 38.5 |
| 5th | CUMBERLAND | New Filed | 61 | 49 | 28 | 138 | 1,041 | 13.3 | 615 | 4 | 9 | 4 | 632 | 1,041 | 60.7 |
| | | Reinstated | 0 | 0 | 0 | 0 | 0 | 0.0 | 0 | 0 | 0 | 0 | 0 | 0 | 0.0 |
| | | Disposed Of | 54 | 49 | 30 | 133 | 992 | 13.4 | 650 | 6 | 16 | 2 | 674 | 992 | 67.9 |
| | | End Pending | 99 | 64 | 49 | 212 | 5,002 | 4.2 | 2,416 | 8 | 23 | 15 | 2,462 | 5,002 | 49.2 |
| 5th | EDGAR | New Filed | 235 | 138 | 25 | 398 | 1,755 | 22.7 | 635 | 9 | 112 | 0 | 756 | 1,755 | 43.1 |
| | | Reinstated | 0 | 0 | 0 | 0 | 1 | 0.0 | 0 | 0 | 0 | 0 | 1 | 0.0 | |
| | | Disposed Of | 149 | 98 | 27 | 274 | 1,077 | 25.4 | 523 | 6 | 66 | 0 | 595 | 1,077 | 55.2 |
| | | End Pending | 435 | 268 | 85 | 788 | 5,224 | 15.1 | 1,130 | 12 | 268 | 0 | 1,410 | 5,224 | 27.0 |
| 5th | VERMILION | New Filed | 835 | 830 | 136 | 1,801 | 12,514 | 14.4 | 6,757 | 23 | 69 | 21 | 6,870 | 12,514 | 54.9 |
| | | Reinstated | 1 | 4 | 1 | 6 | 115 | 5.2 | 108 | 0 | 0 | 1 | 109 | 115 | 94.8 |
| | | Disposed Of | 448 | 444 | 53 | 945 | 7,947 | 11.9 | 5,136 | 36 | 21 | 5 | 5,198 | 7,947 | 65.4 |
| | | End Pending | 1,396 | 1,571 | 399 | 3,366 | 30,941 | 10.9 | 9,666 | 72 | 340 | 27 | 10,105 | 30,941 | 32.7 |
| 5th Circuit | CIRCUIT TOTAL | New Filed | 1,876 | 1,804 | 348 | 4,028 | 24,365 | 16.5 | 12,400 | 68 | 400 | 33 | 12,901 | 24,365 | 52.9 |
| | | Reinstated | 1 | 4 | 1 | 6 | 117 | 5.1 | 108 | 0 | 0 | 1 | 109 | 117 | 93.2 |
| | | Disposed Of | 1,098 | 1,067 | 234 | 2,399 | 16,972 | 14.1 | 10,424 | 65 | 249 | 17 | 10,755 | 16,972 | 63.4 |
| | | End Pending | 3,059 | 3,431 | 844 | 7,334 | 68,777 | 10.7 | 19,681 | 143 | 5,491 | 53 | 25,368 | 68,777 | 36.9 |
| 6th | CHAMPAIGN | New Filed | 1,546 | 815 | 378 | 2,739 | 21,772 | 12.6 | 12,581 | 0 | 338 | 20 | 12,939 | 21,772 | 59.4 |
| | | Reinstated | 300 | 44 | 21 | 365 | 819 | 44.6 | 379 | 0 | 14 | 7 | 400 | 819 | 48.8 |
| | | Disposed Of | 2,080 | 810 | 429 | 3,319 | 21,038 | 15.8 | 11,807 | 5 | 353 | 33 | 12,198 | 21,038 | 58.0 |
| | | End Pending | 1,527 | 877 | 245 | 2,649 | 46,883 | 5.7 | 13,619 | 16 | 71 | 141 | 13,847 | 46,883 | 29.5 |
| 6th | DEWITT | New Filed | 107 | 90 | 32 | 229 | 1,989 | 11.5 | 1,025 | 153 | 6 | 13 | 1,197 | 1,989 | 60.2 |
| | | Reinstated | 0 | 0 | 0 | 0 | 0 | 0.0 | 0 | 0 | 0 | 0 | 0 | 0 | 0.0 |
| | | Disposed Of | 88 | 90 | 32 | 210 | 1,776 | 11.8 | 1,065 | 139 | 8 | 23 | 1,235 | 1,776 | 69.5 |
| | | End Pending | 142 | 148 | 42 | 332 | 3,433 | 9.7 | 781 | 53 | 14 | 43 | 891 | 3,433 | 26.0 |
| 6th | DOUGLAS | New Filed | 242 | 139 | 69 | 450 | 3,461 | 13.0 | 2,427 | 5 | 34 | 6 | 2,472 | 3,461 | 71.4 |
| | | Reinstated | 0 | 0 | 0 | 0 | 7 | 0.0 | 0 | 0 | 0 | 0 | 7 | 0.0 | |
| | | Disposed Of | 187 | 112 | 67 | 366 | 2,958 | 12.4 | 2,011 | 5 | 35 | 7 | 2,058 | 2,958 | 69.6 |
| | | End Pending | 249 | 129 | 71 | 449 | 3,507 | 12.8 | 2,525 | 5 | 19 | 15 | 2,564 | 3,507 | 73.1 |

* TOTAL OF ALL CASES IN ALL CATEGORIES: CIVIL; DOMESTIC RELATIONS; CRIMINAL; QUASI-CRIMINAL; AND JUVENILE

CRIMINAL AND QUASI-CRIMINAL CASELOAD

| CIRCUIT | COUNTY | | CRIMINAL | | | | | | QUASI-CRIMINAL | | | | | | |
|-------------|---------------|-------------|----------|-------------|-------|----------------------|-------------------|----------------------------|----------------|--------------------|-----------------|-----------|-------------------------|-------------------|------------------------------|
| | | | FELONY | MISDEMEANOR | DUI | TOTAL CRIMINAL CASES | TOTAL # ALL CASES | CRIMINAL AS % OF ALL CASES | TRAFFIC | CONSERVATION CASES | ORDINANCE CASES | CIVIL LAW | TOTAL OF QUASI-CRIMINAL | TOTAL # ALL CASES | QUASI-CRIM AS % OF ALL CASES |
| 6th | MACON | New Filed | 1,570 | 729 | 478 | 2,777 | 17,870 | 15.5 | 9,873 | 22 | 123 | 5 | 10,023 | 17,870 | 56.1 |
| | | Reinstated | 0 | 0 | 0 | 0 | 9 | 0.0 | 0 | 0 | 0 | 0 | 0 | 9 | 0.0 |
| | | Disposed Of | 1,164 | 496 | 432 | 2,092 | 14,880 | 14.1 | 9,157 | 20 | 144 | 7 | 9,328 | 14,880 | 62.7 |
| | | End Pending | 1,735 | 855 | 377 | 2,967 | 16,566 | 17.9 | 5,367 | 8 | 331 | 26 | 5,732 | 16,566 | 34.6 |
| 6th | MOULTRIE | New Filed | 83 | 74 | 50 | 207 | 1,793 | 11.5 | 1,128 | 22 | 10 | 0 | 1,160 | 1,793 | 64.7 |
| | | Reinstated | 0 | 0 | 0 | 0 | 5 | 0.0 | 0 | 0 | 0 | 0 | 0 | 5 | 0.0 |
| | | Disposed Of | 65 | 83 | 38 | 186 | 1,619 | 11.5 | 1,014 | 19 | 12 | 0 | 1,045 | 1,619 | 64.5 |
| | | End Pending | 72 | 77 | 60 | 209 | 1,123 | 18.6 | 506 | 6 | 9 | 0 | 521 | 1,123 | 46.4 |
| 6th | PIATT | New Filed | 83 | 81 | 54 | 218 | 1,807 | 12.1 | 1,058 | 5 | 41 | 4 | 1,108 | 1,807 | 61.3 |
| | | Reinstated | 0 | 0 | 0 | 0 | 0 | 0.0 | 0 | 0 | 0 | 0 | 0 | 0 | 0.0 |
| | | Disposed Of | 25 | 26 | 39 | 90 | 1,448 | 6.2 | 984 | 11 | 9 | 5 | 1,009 | 1,448 | 69.7 |
| | | End Pending | 130 | 106 | 64 | 300 | 3,287 | 9.1 | 1,258 | 4 | 64 | 30 | 1,356 | 3,287 | 41.3 |
| 6th Circuit | CIRCUIT TOTAL | New Filed | 3,631 | 1,928 | 1,061 | 6,620 | 48,692 | 13.6 | 28,092 | 207 | 552 | 48 | 28,899 | 48,692 | 59.4 |
| | | Reinstated | 300 | 44 | 21 | 365 | 840 | 43.5 | 379 | 0 | 14 | 7 | 400 | 840 | 47.6 |
| | | Disposed Of | 3,609 | 1,617 | 1,037 | 6,263 | 43,719 | 14.3 | 26,038 | 199 | 561 | 75 | 26,873 | 43,719 | 61.5 |
| | | End Pending | 3,855 | 2,192 | 859 | 6,906 | 74,799 | 9.2 | 24,056 | 92 | 508 | 255 | 24,911 | 74,799 | 33.3 |
| 7th | GREENE | New Filed | 130 | 115 | 45 | 290 | 1,932 | 15.0 | 1,041 | 39 | 35 | 0 | 1,115 | 1,932 | 57.7 |
| | | Reinstated | 6 | 0 | 0 | 6 | 8 | 75.0 | 0 | 0 | 0 | 0 | 0 | 8 | 0.0 |
| | | Disposed Of | 102 | 84 | 41 | 227 | 1,755 | 12.9 | 963 | 27 | 38 | 7 | 1,035 | 1,755 | 59.0 |
| | | End Pending | 155 | 120 | 40 | 315 | 1,136 | 27.7 | 437 | 16 | 3 | 15 | 471 | 1,136 | 41.5 |
| 7th | JERSEY | New Filed | 270 | 230 | 117 | 617 | 5,402 | 11.4 | 3,591 | 77 | 287 | 7 | 3,962 | 5,402 | 73.3 |
| | | Reinstated | 0 | 0 | 0 | 0 | 0 | 0.0 | 0 | 0 | 0 | 0 | 0 | 0 | 0.0 |
| | | Disposed Of | 191 | 231 | 96 | 518 | 4,830 | 10.7 | 3,255 | 47 | 264 | 7 | 3,573 | 4,830 | 74.0 |
| | | End Pending | 378 | 237 | 99 | 714 | 3,786 | 18.9 | 1,899 | 55 | 79 | 3 | 2,036 | 3,786 | 53.8 |
| 7th | MACOUPIN | New Filed | 367 | 350 | 112 | 829 | 6,830 | 12.1 | 4,096 | 52 | 199 | 2 | 4,349 | 6,830 | 63.7 |
| | | Reinstated | 0 | 0 | 0 | 0 | 2 | 0.0 | 0 | 0 | 0 | 0 | 0 | 2 | 0.0 |
| | | Disposed Of | 234 | 281 | 70 | 585 | 5,520 | 10.6 | 3,437 | 46 | 84 | 6 | 3,573 | 5,520 | 64.7 |
| | | End Pending | 704 | 926 | 192 | 1,822 | 13,015 | 14.0 | 5,712 | 28 | 780 | 3 | 6,523 | 13,015 | 50.1 |
| 7th | MORGAN | New Filed | 201 | 206 | 48 | 455 | 3,481 | 13.1 | 1,642 | 25 | 26 | 0 | 1,693 | 3,481 | 48.6 |
| | | Reinstated | 0 | 0 | 0 | 0 | 2 | 0.0 | 2 | 0 | 0 | 0 | 2 | 2 | 100.0 |
| | | Disposed Of | 206 | 235 | 39 | 480 | 3,298 | 14.6 | 1,579 | 26 | 40 | 0 | 1,645 | 3,298 | 49.9 |
| | | End Pending | 247 | 165 | 53 | 465 | 3,184 | 14.6 | 711 | 3 | 20 | 0 | 734 | 3,184 | 23.1 |
| 7th | SANGAMON | New Filed | 1,444 | 1,008 | 572 | 3,024 | 38,476 | 7.9 | 23,727 | 32 | 241 | 60 | 24,060 | 38,476 | 62.5 |
| | | Reinstated | 0 | 0 | 0 | 0 | 0 | 0.0 | 0 | 0 | 0 | 0 | 0 | 0 | 0.0 |
| | | Disposed Of | 1,575 | 990 | 709 | 3,274 | 44,545 | 7.3 | 24,035 | 22 | 364 | 51 | 24,472 | 44,545 | 54.9 |
| | | End Pending | 2,195 | 2,502 | 1,463 | 6,160 | 78,631 | 7.8 | 30,273 | 188 | 875 | 66 | 31,402 | 78,631 | 39.9 |

* TOTAL OF ALL CASES IN ALL CATEGORIES: CIVIL; DOMESTIC RELATIONS; CRIMINAL; QUASI-CRIMINAL; AND JUVENILE

CRIMINAL AND QUASI-CRIMINAL CASELOAD

| CIRCUIT | COUNTY | | CRIMINAL | | | | | | QUASI-CRIMINAL | | | | | | |
|-------------|---------------|-------------|----------|-------------|-------|----------------------|------------------|----------------------------|----------------|--------------------|-----------------|-----------|-------------------------|------------------|------------------------------|
| | | | FELONY | MISDEMEANOR | DUI | TOTAL CRIMINAL CASES | TOTAL* ALL CASES | CRIMINAL AS % OF ALL CASES | TRAFFIC | CONSERVATION CASES | ORDINANCE CASES | CIVIL LAW | TOTAL OF QUASI-CRIMINAL | TOTAL* ALL CASES | QUASI-CRIM AS % OF ALL CASES |
| 7th | SCOTT | New Filed | 28 | 19 | 14 | 61 | 864 | 7.1 | 592 | 18 | 0 | 0 | 610 | 864 | 70.6 |
| | | Reinstated | 0 | 0 | 0 | 0 | 0 | 0.0 | 0 | 0 | 0 | 0 | 0 | 0 | 0.0 |
| | | Disposed Of | 26 | 21 | 16 | 63 | 651 | 9.7 | 485 | 13 | 0 | 1 | 499 | 651 | 76.7 |
| | | End Pending | 42 | 30 | 8 | 80 | 1,408 | 5.7 | 600 | 6 | 2 | 12 | 620 | 1,408 | 44.0 |
| 7th Circuit | CIRCUIT TOTAL | New Filed | 2,440 | 1,928 | 908 | 5,276 | 56,985 | 9.3 | 34,689 | 243 | 788 | 69 | 35,789 | 56,985 | 62.8 |
| | | Reinstated | 6 | 0 | 0 | 6 | 12 | 50.0 | 2 | 0 | 0 | 0 | 2 | 12 | 16.7 |
| | | Disposed Of | 2,334 | 1,842 | 971 | 5,147 | 60,599 | 8.5 | 33,754 | 181 | 790 | 72 | 34,797 | 60,599 | 57.4 |
| | | End Pending | 3,721 | 3,980 | 1,855 | 9,556 | 101,160 | 9.4 | 39,632 | 296 | 1,759 | 99 | 41,786 | 101,160 | 41.3 |
| 8th | ADAMS | New Filed | 792 | 417 | 117 | 1,326 | 9,314 | 14.2 | 3,852 | 35 | 593 | 3 | 4,483 | 9,314 | 48.1 |
| | | Reinstated | 0 | 0 | 0 | 0 | 20 | 0.0 | 0 | 0 | 0 | 0 | 0 | 20 | 0.0 |
| | | Disposed Of | 757 | 355 | 114 | 1,226 | 9,112 | 13.5 | 3,735 | 27 | 618 | 10 | 4,390 | 9,112 | 48.2 |
| | | End Pending | 1,197 | 529 | 131 | 1,857 | 8,541 | 21.7 | 3,073 | 25 | 367 | 7 | 3,472 | 8,541 | 40.7 |
| 8th | BROWN | New Filed | 31 | 26 | 6 | 63 | 985 | 6.4 | 736 | 11 | 0 | 0 | 747 | 985 | 75.8 |
| | | Reinstated | 0 | 0 | 0 | 0 | 0 | 0.0 | 0 | 0 | 0 | 0 | 0 | 0 | 0.0 |
| | | Disposed Of | 14 | 30 | 6 | 50 | 881 | 5.7 | 680 | 11 | 0 | 4 | 695 | 881 | 78.9 |
| | | End Pending | 44 | 72 | 14 | 130 | 784 | 16.6 | 334 | 5 | 7 | 7 | 353 | 784 | 45.0 |
| 8th | CALHOUN | New Filed | 26 | 14 | 12 | 52 | 589 | 8.8 | 372 | 50 | 5 | 1 | 428 | 589 | 72.7 |
| | | Reinstated | 0 | 0 | 0 | 0 | 0 | 0.0 | 0 | 0 | 0 | 0 | 0 | 0 | 0.0 |
| | | Disposed Of | 25 | 31 | 9 | 65 | 486 | 13.4 | 290 | 36 | 5 | 1 | 332 | 486 | 68.3 |
| | | End Pending | 27 | 24 | 10 | 61 | 501 | 12.2 | 250 | 29 | 5 | 2 | 286 | 501 | 57.1 |
| 8th | CASS | New Filed | 148 | 92 | 33 | 273 | 1,978 | 13.8 | 1,158 | 51 | 9 | 3 | 1,221 | 1,978 | 61.7 |
| | | Reinstated | 0 | 0 | 0 | 0 | 7 | 0.0 | 0 | 0 | 0 | 0 | 0 | 7 | 0.0 |
| | | Disposed Of | 122 | 88 | 38 | 248 | 1,806 | 13.7 | 1,029 | 34 | 40 | 4 | 1,107 | 1,806 | 61.3 |
| | | End Pending | 242 | 121 | 47 | 410 | 1,992 | 20.6 | 988 | 35 | 11 | 10 | 1,044 | 1,992 | 52.4 |
| 8th | MASON | New Filed | 110 | 159 | 43 | 312 | 2,931 | 10.6 | 1,887 | 40 | 127 | 0 | 2,054 | 2,931 | 70.1 |
| | | Reinstated | 0 | 0 | 0 | 0 | 1 | 0.0 | 0 | 0 | 0 | 0 | 0 | 1 | 0.0 |
| | | Disposed Of | 90 | 110 | 29 | 229 | 2,388 | 9.6 | 1,578 | 18 | 130 | 4 | 1,730 | 2,388 | 72.4 |
| | | End Pending | 124 | 181 | 58 | 363 | 3,979 | 9.1 | 1,972 | 46 | 63 | 13 | 2,094 | 3,979 | 52.6 |
| 8th | MENARD | New Filed | 32 | 41 | 19 | 92 | 779 | 11.8 | 341 | 10 | 9 | 0 | 360 | 779 | 46.2 |
| | | Reinstated | 0 | 0 | 0 | 0 | 4 | 0.0 | 0 | 0 | 0 | 0 | 0 | 4 | 0.0 |
| | | Disposed Of | 40 | 34 | 21 | 95 | 741 | 12.8 | 345 | 11 | 6 | 0 | 362 | 741 | 48.9 |
| | | End Pending | 32 | 25 | 21 | 78 | 691 | 11.3 | 279 | 0 | 7 | 0 | 286 | 691 | 41.4 |
| 8th | PIKE | New Filed | 275 | 126 | 46 | 447 | 3,497 | 12.8 | 2,214 | 54 | 1 | 12 | 2,281 | 3,497 | 65.2 |
| | | Reinstated | 0 | 0 | 0 | 0 | 2 | 0.0 | 0 | 0 | 0 | 0 | 0 | 2 | 0.0 |
| | | Disposed Of | 160 | 108 | 44 | 312 | 2,774 | 11.2 | 1,815 | 60 | 1 | 10 | 1,886 | 2,774 | 68.0 |
| | | End Pending | 309 | 334 | 93 | 736 | 6,315 | 11.7 | 3,154 | 125 | 30 | 40 | 3,349 | 6,315 | 53.0 |

* TOTAL OF ALL CASES IN ALL CATEGORIES: CIVIL; DOMESTIC RELATIONS; CRIMINAL; QUASI-CRIMINAL; AND JUVENILE

CRIMINAL AND QUASI-CRIMINAL CASELOAD

| CIRCUIT | COUNTY | | CRIMINAL | | | | | | QUASI-CRIMINAL | | | | | | |
|-------------|---------------|-------------|----------|-------------|-----|----------------------|-------------------|----------------------------|----------------|--------------------|-----------------|-----------|-------------------------|-------------------|------------------------------|
| | | | FELONY | MISDEMEANOR | DUI | TOTAL CRIMINAL CASES | TOTAL * ALL CASES | CRIMINAL AS % OF ALL CASES | TRAFFIC | CONSERVATION CASES | ORDINANCE CASES | CIVIL LAW | TOTAL OF QUASI-CRIMINAL | TOTAL * ALL CASES | QUASI-CRIM AS % OF ALL CASES |
| 8th..... | SCHUYLER | New Filed | 50 | 37 | 19 | 106 | 1,354 | 7.8 | 977 | 13 | 1 | 3 | 994 | 1,354 | 73.4 |
| | | Reinstated | 0 | 0 | 0 | 0 | 2 | 0.0 | 0 | 0 | 0 | 0 | 0 | 2 | 0.0 |
| | | Disposed Of | 46 | 32 | 23 | 101 | 1,300 | 7.8 | 962 | 13 | 1 | 7 | 983 | 1,300 | 75.6 |
| | | End Pending | 56 | 51 | 27 | 134 | 1,412 | 9.5 | 926 | 14 | 5 | 7 | 952 | 1,412 | 67.4 |
| 8th Circuit | CIRCUIT TOTAL | New Filed | 1,464 | 912 | 295 | 2,671 | 21,427 | 12.5 | 11,537 | 264 | 745 | 22 | 12,568 | 21,427 | 58.7 |
| | | Reinstated | 0 | 0 | 0 | 0 | 36 | 0.0 | 0 | 0 | 0 | 0 | 0 | 36 | 0.0 |
| | | Disposed Of | 1,254 | 788 | 284 | 2,326 | 19,488 | 11.9 | 10,434 | 210 | 801 | 40 | 11,485 | 19,488 | 58.9 |
| | | End Pending | 2,031 | 1,337 | 401 | 3,769 | 24,215 | 15.6 | 10,976 | 279 | 495 | 86 | 11,836 | 24,215 | 48.9 |
| 9th..... | FULTON | New Filed | 317 | 339 | 85 | 741 | 5,035 | 14.7 | 2,554 | 63 | 218 | 21 | 2,856 | 5,035 | 56.7 |
| | | Reinstated | 0 | 0 | 0 | 0 | 6 | 0.0 | 0 | 0 | 0 | 0 | 0 | 6 | 0.0 |
| | | Disposed Of | 195 | 243 | 62 | 500 | 4,279 | 11.7 | 2,159 | 82 | 216 | 32 | 2,489 | 4,279 | 58.2 |
| | | End Pending | 617 | 604 | 122 | 1,343 | 4,999 | 26.9 | 1,532 | 7 | 59 | 53 | 1,651 | 4,999 | 33.0 |
| 9th..... | HANCOCK | New Filed | 92 | 60 | 62 | 214 | 2,250 | 9.5 | 1,358 | 24 | 12 | 0 | 1,394 | 2,250 | 62.0 |
| | | Reinstated | 0 | 0 | 0 | 0 | 0 | 0.0 | 0 | 0 | 0 | 0 | 0 | 0 | 0.0 |
| | | Disposed Of | 140 | 53 | 37 | 230 | 1,479 | 15.6 | 632 | 24 | 7 | 0 | 663 | 1,479 | 44.8 |
| | | End Pending | 127 | 238 | 79 | 444 | 2,943 | 15.1 | 1,502 | 7 | 36 | 0 | 1,545 | 2,943 | 52.5 |
| 9th..... | HENDERSON | New Filed | 64 | 44 | 60 | 168 | 2,318 | 7.2 | 1,788 | 52 | 22 | 0 | 1,862 | 2,318 | 80.3 |
| | | Reinstated | 0 | 0 | 0 | 0 | 0 | 0.0 | 0 | 0 | 0 | 0 | 0 | 0 | 0.0 |
| | | Disposed Of | 72 | 35 | 38 | 145 | 2,012 | 7.2 | 1,547 | 30 | 25 | 0 | 1,602 | 2,012 | 79.6 |
| | | End Pending | 72 | 53 | 73 | 198 | 1,130 | 17.5 | 487 | 29 | 73 | 0 | 589 | 1,130 | 52.1 |
| 9th..... | KNOX | New Filed | 718 | 792 | 139 | 1,649 | 8,110 | 20.3 | 4,321 | 23 | 119 | 14 | 4,477 | 8,110 | 55.2 |
| | | Reinstated | 0 | 0 | 0 | 0 | 0 | 0.0 | 0 | 0 | 0 | 0 | 0 | 0 | 0.0 |
| | | Disposed Of | 793 | 687 | 157 | 1,637 | 7,966 | 20.5 | 4,018 | 69 | 145 | 16 | 4,248 | 7,966 | 53.3 |
| | | End Pending | 1,277 | 949 | 227 | 2,453 | 10,380 | 23.6 | 5,022 | 13 | 30 | 15 | 5,080 | 10,380 | 48.9 |
| 9th..... | McDONOUGH | New Filed | 203 | 207 | 87 | 497 | 3,598 | 13.8 | 1,676 | 64 | 332 | 6 | 2,078 | 3,598 | 57.8 |
| | | Reinstated | 0 | 0 | 0 | 0 | 0 | 0.0 | 0 | 0 | 0 | 0 | 0 | 0 | 0.0 |
| | | Disposed Of | 311 | 234 | 111 | 656 | 4,555 | 14.4 | 1,929 | 50 | 340 | 36 | 2,355 | 4,555 | 51.7 |
| | | End Pending | 256 | 204 | 134 | 594 | 5,888 | 10.1 | 1,134 | 36 | 768 | 53 | 1,991 | 5,888 | 33.8 |
| 9th..... | WARREN | New Filed | 149 | 91 | 54 | 294 | 2,270 | 13.0 | 1,274 | 15 | 169 | 2 | 1,460 | 2,270 | 64.3 |
| | | Reinstated | 0 | 0 | 0 | 0 | 4 | 0.0 | 0 | 0 | 0 | 0 | 0 | 4 | 0.0 |
| | | Disposed Of | 71 | 72 | 44 | 187 | 1,875 | 10.0 | 1,101 | 15 | 175 | 4 | 1,295 | 1,875 | 69.1 |
| | | End Pending | 226 | 150 | 101 | 477 | 2,752 | 17.3 | 1,335 | 8 | 27 | 2 | 1,372 | 2,752 | 49.9 |
| 9th Circuit | CIRCUIT TOTAL | New Filed | 1,543 | 1,533 | 487 | 3,563 | 23,581 | 15.1 | 12,971 | 241 | 872 | 43 | 14,127 | 23,581 | 59.9 |
| | | Reinstated | 0 | 0 | 0 | 0 | 10 | 0.0 | 0 | 0 | 0 | 0 | 0 | 10 | 0.0 |
| | | Disposed Of | 1,582 | 1,324 | 449 | 3,355 | 22,166 | 15.1 | 11,386 | 270 | 908 | 88 | 12,652 | 22,166 | 57.1 |
| | | End Pending | 2,575 | 2,198 | 736 | 5,509 | 28,092 | 19.6 | 11,012 | 100 | 993 | 123 | 12,228 | 28,092 | 43.5 |

* TOTAL OF ALL CASES IN ALL CATEGORIES: CIVIL; DOMESTIC RELATIONS; CRIMINAL; QUASI-CRIMINAL; AND JUVENILE

CRIMINAL AND QUASI-CRIMINAL CASELOAD

| CIRCUIT | COUNTY | | CRIMINAL | | | | | | QUASI-CRIMINAL | | | | | | |
|--------------|---------------|-------------|----------|-------------|-------|----------------------|------------------------------|----------------------------|----------------|--------------------|-----------------|-----------|-------------------------------|------------------------------|------------------------------|
| | | | FELONY | MISDEMEANOR | DUI | TOTAL CRIMINAL CASES | TOTAL ¹ ALL CASES | CRIMINAL AS % OF ALL CASES | TRAFFIC | CONSERVATION CASES | ORDINANCE CASES | CIVIL LAW | TOTAL OF QUASI-CRIMINAL CASES | TOTAL ¹ ALL CASES | QUASI-CRIM AS % OF ALL CASES |
| 10th..... | MARSHALL | New Filed | 36 | 49 | 25 | 110 | 902 | 12.2 | 393 | 27 | 4 | 6 | 430 | 902 | 47.7 |
| | | Reinstated | 0 | 0 | 0 | 0 | 0 | 0.0 | 0 | 0 | 0 | 0 | 0 | 0 | 0.0 |
| | | Disposed Of | 41 | 42 | 23 | 106 | 896 | 11.8 | 432 | 28 | 8 | 9 | 477 | 896 | 53.2 |
| | | End Pending | 76 | 136 | 53 | 265 | 1,197 | 22.1 | 630 | 2 | 7 | 2 | 641 | 1,197 | 53.6 |
| 10th..... | PEORIA | New Filed | 729 | 1,142 | 368 | 2,239 | 23,854 | 9.4 | 12,868 | 35 | 566 | 1 | 13,470 | 23,854 | 56.5 |
| | | Reinstated | 8 | 0 | 0 | 8 | 31 | 25.8 | 0 | 0 | 23 | 0 | 23 | 31 | 74.2 |
| | | Disposed Of | 575 | 951 | 301 | 1,827 | 19,873 | 9.2 | 9,931 | 44 | 566 | 5 | 10,546 | 19,873 | 53.1 |
| | | End Pending | 956 | 1,201 | 830 | 2,987 | 35,344 | 8.5 | 23,568 | 26 | 330 | 1 | 23,925 | 35,344 | 67.7 |
| 10th..... | PUTNAM | New Filed | 14 | 32 | 15 | 61 | 1,084 | 5.6 | 812 | 18 | 4 | 0 | 834 | 1,084 | 76.9 |
| | | Reinstated | 0 | 0 | 0 | 0 | 0 | 0.0 | 0 | 0 | 0 | 0 | 0 | 0 | 0.0 |
| | | Disposed Of | 6 | 18 | 7 | 31 | 904 | 3.4 | 762 | 20 | 4 | 0 | 786 | 904 | 86.9 |
| | | End Pending | 23 | 67 | 22 | 112 | 882 | 12.7 | 338 | 17 | 4 | 1 | 360 | 882 | 40.8 |
| 10th..... | STARK | New Filed | 31 | 14 | 24 | 69 | 1,114 | 6.2 | 924 | 1 | 2 | 0 | 927 | 1,114 | 83.2 |
| | | Reinstated | 0 | 0 | 0 | 0 | 0 | 0.0 | 0 | 0 | 0 | 0 | 0 | 0 | 0.0 |
| | | Disposed Of | 20 | 15 | 19 | 54 | 995 | 5.4 | 826 | 1 | 3 | 8 | 838 | 995 | 84.2 |
| | | End Pending | 51 | 31 | 25 | 107 | 685 | 15.6 | 370 | 1 | 0 | 0 | 371 | 685 | 54.2 |
| 10th..... | TAZEWELL | New Filed | 757 | 878 | 355 | 1,990 | 19,031 | 10.5 | 12,496 | 106 | 409 | 1 | 13,012 | 19,031 | 68.4 |
| | | Reinstated | 4 | 17 | 1 | 22 | 364 | 6.0 | 331 | 0 | 7 | 0 | 338 | 364 | 92.9 |
| | | Disposed Of | 574 | 731 | 303 | 1,608 | 16,874 | 9.5 | 11,562 | 92 | 434 | 3 | 12,091 | 16,874 | 71.7 |
| | | End Pending | 792 | 595 | 543 | 1,930 | 16,385 | 11.8 | 6,000 | 49 | 200 | 10 | 6,259 | 16,385 | 38.2 |
| 10th Circuit | CIRCUIT TOTAL | New Filed | 1,567 | 2,115 | 787 | 4,469 | 45,985 | 9.7 | 27,493 | 187 | 985 | 8 | 28,673 | 45,985 | 62.4 |
| | | Reinstated | 12 | 17 | 1 | 30 | 395 | 7.6 | 331 | 0 | 30 | 0 | 361 | 395 | 91.4 |
| | | Disposed Of | 1,216 | 1,757 | 653 | 3,626 | 39,542 | 9.2 | 23,513 | 185 | 1,015 | 25 | 24,738 | 39,542 | 62.6 |
| | | End Pending | 1,898 | 2,030 | 1,473 | 5,401 | 54,493 | 9.9 | 30,906 | 95 | 541 | 14 | 31,556 | 54,493 | 57.9 |
| 11th..... | FORD | New Filed | 95 | 52 | 24 | 171 | 1,343 | 12.7 | 651 | 15 | 16 | 3 | 685 | 1,343 | 51.0 |
| | | Reinstated | 22 | 24 | 0 | 46 | 60 | 76.7 | 0 | 0 | 0 | 0 | 60 | 60 | 0.0 |
| | | Disposed Of | 56 | 37 | 19 | 112 | 1,000 | 11.2 | 583 | 12 | 11 | 12 | 618 | 1,000 | 61.8 |
| | | End Pending | 226 | 155 | 81 | 462 | 2,610 | 17.7 | 656 | 11 | 49 | 26 | 742 | 2,610 | 28.4 |
| 11th..... | LIVINGSTON | New Filed | 340 | 232 | 116 | 688 | 5,077 | 13.6 | 3,074 | 5 | 81 | 5 | 3,165 | 5,077 | 62.3 |
| | | Reinstated | 0 | 0 | 0 | 0 | 0 | 0.0 | 0 | 0 | 0 | 0 | 0 | 0 | 0.0 |
| | | Disposed Of | 203 | 207 | 88 | 498 | 4,396 | 11.3 | 2,750 | 2 | 73 | 12 | 2,837 | 4,396 | 64.5 |
| | | End Pending | 535 | 268 | 133 | 936 | 7,012 | 13.3 | 4,352 | 4 | 439 | 6 | 4,801 | 7,012 | 68.5 |
| 11th..... | LOGAN | New Filed | 192 | 219 | 78 | 489 | 4,831 | 10.1 | 2,495 | 7 | 139 | 16 | 2,657 | 4,831 | 55.0 |
| | | Reinstated | 0 | 0 | 0 | 0 | 0 | 0.0 | 0 | 0 | 0 | 0 | 0 | 0 | 0.0 |
| | | Disposed Of | 144 | 122 | 66 | 332 | 3,921 | 8.5 | 2,054 | 5 | 154 | 30 | 2,243 | 3,921 | 57.2 |
| | | End Pending | 300 | 452 | 110 | 862 | 6,347 | 13.6 | 3,334 | 5 | 42 | 10 | 3,391 | 6,347 | 53.4 |

* TOTAL OF ALL CASES IN ALL CATEGORIES: CIVIL; DOMESTIC RELATIONS; CRIMINAL; QUASI-CRIMINAL; AND JUVENILE

CRIMINAL AND QUASI-CRIMINAL CASELOAD

| CIRCUIT | COUNTY | | CRIMINAL | | | | | | QUASI-CRIMINAL | | | | | | |
|--------------|---------------|-------------|----------|-------------|-------|----------------------|------------------|----------------------------|----------------|--------------------|-----------------|-----------|-------------------------|------------------|------------------------------|
| | | | FELONY | MISDEMEANOR | DUI | TOTAL CRIMINAL CASES | TOTAL* ALL CASES | CRIMINAL AS % OF ALL CASES | TRAFFIC | CONSERVATION CASES | ORDINANCE CASES | CIVIL LAW | TOTAL OF QUASI-CRIMINAL | TOTAL* ALL CASES | QUASI-CRIM AS % OF ALL CASES |
| 11th..... | MCLEAN | New Filed | 1,444 | 1,337 | 592 | 3,373 | 26,491 | 12.7 | 17,041 | 30 | 438 | 33 | 17,542 | 26,491 | 66.2 |
| | | Reinstated | 104 | 196 | 14 | 314 | 909 | 34.5 | 162 | 0 | 8 | 2 | 172 | 909 | 18.9 |
| | | Disposed Of | 1,089 | 1,437 | 554 | 3,080 | 26,795 | 11.5 | 17,061 | 18 | 465 | 56 | 17,600 | 26,795 | 65.7 |
| | | End Pending | 1,425 | 738 | 690 | 2,853 | 16,344 | 17.5 | 8,794 | 15 | 186 | 2 | 8,997 | 16,344 | 55.0 |
| 11th..... | WOODFORD | New Filed | 190 | 127 | 82 | 399 | 2,849 | 14.0 | 1,599 | 15 | 20 | 29 | 1,663 | 2,849 | 58.4 |
| | | Reinstated | 0 | 0 | 0 | 0 | 20 | 0.0 | 0 | 0 | 0 | 0 | 0 | 20 | 0.0 |
| | | Disposed Of | 157 | 109 | 81 | 347 | 2,964 | 11.7 | 1,801 | 9 | 20 | 32 | 1,862 | 2,964 | 62.8 |
| | | End Pending | 219 | 191 | 73 | 483 | 6,569 | 7.4 | 3,197 | 32 | 21 | 10 | 3,260 | 6,569 | 49.6 |
| 11th Circuit | CIRCUIT TOTAL | New Filed | 2,261 | 1,967 | 892 | 5,120 | 40,591 | 12.6 | 24,860 | 72 | 694 | 86 | 25,712 | 40,591 | 63.3 |
| | | Reinstated | 126 | 220 | 14 | 360 | 989 | 36.4 | 162 | 0 | 8 | 2 | 172 | 989 | 17.4 |
| | | Disposed Of | 1,649 | 1,912 | 808 | 4,369 | 39,076 | 11.2 | 24,249 | 46 | 723 | 142 | 25,160 | 39,076 | 64.4 |
| | | End Pending | 2,705 | 1,804 | 1,087 | 5,596 | 38,882 | 14.4 | 20,333 | 67 | 737 | 54 | 21,191 | 38,882 | 54.5 |
| 12th..... | WILL | New Filed | 2,166 | 2,360 | 1,068 | 5,594 | 95,532 | 5.9 | 66,855 | 100 | 2,184 | 57 | 69,196 | 95,532 | 72.4 |
| | | Reinstated | 15 | 19 | 7 | 41 | 3,137 | 1.3 | 2,531 | 0 | 57 | 2 | 2,590 | 3,137 | 82.6 |
| | | Disposed Of | 1,260 | 1,359 | 661 | 3,280 | 89,476 | 3.7 | 63,043 | 84 | 2,183 | 78 | 65,388 | 89,476 | 73.1 |
| | | End Pending | 4,428 | 3,756 | 3,914 | 12,098 | 96,936 | 12.5 | 63,442 | 21 | 4,480 | 21 | 67,964 | 96,936 | 70.1 |
| 12th Circuit | CIRCUIT TOTAL | New Filed | 2,166 | 2,360 | 1,068 | 5,594 | 95,532 | 5.9 | 66,855 | 100 | 2,184 | 57 | 69,196 | 95,532 | 72.4 |
| | | Reinstated | 15 | 19 | 7 | 41 | 3,137 | 1.3 | 2,531 | 0 | 57 | 2 | 2,590 | 3,137 | 82.6 |
| | | Disposed Of | 1,260 | 1,359 | 661 | 3,280 | 89,476 | 3.7 | 63,043 | 84 | 2,183 | 78 | 65,388 | 89,476 | 73.1 |
| | | End Pending | 4,428 | 3,756 | 3,914 | 12,098 | 96,936 | 12.5 | 63,442 | 21 | 4,480 | 21 | 67,964 | 96,936 | 70.1 |
| 13th..... | BUREAU | New Filed | 105 | 305 | 66 | 476 | 3,531 | 13.5 | 1,873 | 69 | 26 | 9 | 1,977 | 3,531 | 56.0 |
| | | Reinstated | 0 | 0 | 0 | 0 | 0 | 0.0 | 0 | 0 | 0 | 0 | 0 | 0 | 0.0 |
| | | Disposed Of | 111 | 377 | 95 | 583 | 3,320 | 17.6 | 1,829 | 80 | 26 | 11 | 1,946 | 3,320 | 58.6 |
| | | End Pending | 94 | 265 | 77 | 436 | 4,850 | 9.0 | 2,532 | 20 | 46 | 45 | 2,643 | 4,850 | 54.5 |
| 13th..... | GRUNDY | New Filed | 319 | 252 | 269 | 840 | 9,233 | 9.1 | 6,294 | 46 | 183 | 0 | 6,523 | 9,233 | 70.6 |
| | | Reinstated | 0 | 0 | 0 | 0 | 50 | 0.0 | 0 | 0 | 0 | 0 | 0 | 50 | 0.0 |
| | | Disposed Of | 219 | 208 | 216 | 643 | 8,582 | 7.5 | 5,940 | 41 | 171 | 0 | 6,152 | 8,582 | 71.7 |
| | | End Pending | 363 | 253 | 247 | 863 | 4,640 | 18.6 | 2,010 | 8 | 58 | 2 | 2,078 | 4,640 | 44.8 |
| 13th..... | LASALLE | New Filed | 465 | 845 | 406 | 1,716 | 15,998 | 10.7 | 9,347 | 443 | 421 | 26 | 10,237 | 15,998 | 64.0 |
| | | Reinstated | 43 | 30 | 11 | 84 | 465 | 18.1 | 214 | 0 | 20 | 3 | 237 | 465 | 51.0 |
| | | Disposed Of | 434 | 762 | 331 | 1,527 | 15,386 | 9.9 | 8,884 | 442 | 394 | 62 | 9,782 | 15,386 | 63.6 |
| | | End Pending | 495 | 479 | 390 | 1,364 | 12,681 | 10.8 | 8,047 | 47 | 76 | 31 | 8,201 | 12,681 | 64.7 |
| 13th Circuit | CIRCUIT TOTAL | New Filed | 889 | 1,402 | 741 | 3,032 | 28,762 | 10.5 | 17,514 | 558 | 630 | 35 | 18,737 | 28,762 | 65.1 |
| | | Reinstated | 43 | 30 | 11 | 84 | 515 | 16.3 | 214 | 0 | 20 | 3 | 237 | 515 | 46.0 |
| | | Disposed Of | 764 | 1,347 | 642 | 2,753 | 27,288 | 10.1 | 16,653 | 563 | 591 | 73 | 17,880 | 27,288 | 65.5 |
| | | End Pending | 952 | 997 | 714 | 2,663 | 22,171 | 12.0 | 12,589 | 75 | 180 | 78 | 12,922 | 22,171 | 58.3 |

* TOTAL OF ALL CASES IN ALL CATEGORIES: CIVIL; DOMESTIC RELATIONS; CRIMINAL; QUASI-CRIMINAL; AND JUVENILE

CRIMINAL AND QUASI-CRIMINAL CASELOAD

| CIRCUIT | COUNTY | | CRIMINAL | | | | | | QUASI-CRIMINAL | | | | | | |
|--------------|---------------|-------------|----------|-------------|-------|----------------------|-------------------|----------------------------|----------------|--------------------|-----------------|-----------|-------------------------|-------------------|------------------------------|
| | | | FELONY | MISDEMEANOR | DUI | TOTAL CRIMINAL CASES | TOTAL * ALL CASES | CRIMINAL AS % OF ALL CASES | TRAFFIC | CONSERVATION CASES | ORDINANCE CASES | CIVIL LAW | TOTAL OF QUASI-CRIMINAL | TOTAL * ALL CASES | QUASI-CRIM AS % OF ALL CASES |
| 14th..... | HENRY | New Filed | 491 | 342 | 113 | 946 | 7,251 | 13.0 | 4,711 | 11 | 82 | 43 | 4,847 | 7,251 | 66.8 |
| | | Reinstated | 0 | 0 | 0 | 0 | 0 | 0.0 | 0 | 0 | 0 | 0 | 0 | 0 | 0.0 |
| | | Disposed Of | 311 | 243 | 84 | 638 | 6,065 | 10.5 | 3,989 | 14 | 85 | 43 | 4,131 | 6,065 | 68.1 |
| | | End Pending | 745 | 750 | 329 | 1,824 | 12,443 | 14.7 | 7,951 | 9 | 78 | 45 | 8,083 | 12,443 | 65.0 |
| 14th..... | MERCER | New Filed | 108 | 49 | 18 | 175 | 1,179 | 14.8 | 482 | 16 | 54 | 1 | 553 | 1,179 | 46.9 |
| | | Reinstated | 0 | 0 | 0 | 0 | 0 | 0.0 | 0 | 0 | 0 | 0 | 0 | 0 | 0.0 |
| | | Disposed Of | 93 | 65 | 22 | 180 | 953 | 18.9 | 445 | 13 | 40 | 0 | 498 | 953 | 52.3 |
| | | End Pending | 124 | 75 | 20 | 219 | 1,430 | 15.3 | 191 | 6 | 84 | 1 | 282 | 1,430 | 19.7 |
| 14th..... | ROCK ISLAND | New Filed | 1,070 | 939 | 494 | 2,503 | 20,650 | 12.1 | 12,161 | 88 | 265 | 32 | 12,546 | 20,650 | 60.8 |
| | | Reinstated | 0 | 0 | 0 | 0 | 2 | 0.0 | 1 | 0 | 0 | 0 | 1 | 2 | 50.0 |
| | | Disposed Of | 875 | 868 | 406 | 2,149 | 18,157 | 11.8 | 11,300 | 80 | 239 | 35 | 11,654 | 18,157 | 64.2 |
| | | End Pending | 1,407 | 2,264 | 864 | 4,535 | 38,778 | 11.7 | 23,423 | 84 | 1,924 | 23 | 25,454 | 38,778 | 65.6 |
| 14th..... | WHITESIDE | New Filed | 457 | 231 | 142 | 830 | 9,770 | 8.5 | 6,042 | 38 | 240 | 13 | 6,333 | 9,770 | 64.8 |
| | | Reinstated | 1 | 0 | 0 | 1 | 4 | 25.0 | 1 | 0 | 0 | 0 | 1 | 4 | 25.0 |
| | | Disposed Of | 254 | 170 | 93 | 517 | 9,832 | 5.3 | 6,564 | 35 | 208 | 18 | 6,825 | 9,832 | 69.4 |
| | | End Pending | 808 | 495 | 239 | 1,542 | 9,363 | 16.5 | 5,512 | 27 | 122 | 10 | 5,671 | 9,363 | 60.6 |
| 14th Circuit | CIRCUIT TOTAL | New Filed | 2,126 | 1,561 | 767 | 4,454 | 38,850 | 11.5 | 23,396 | 153 | 641 | 89 | 24,279 | 38,850 | 62.5 |
| | | Reinstated | 1 | 0 | 0 | 1 | 6 | 16.7 | 2 | 0 | 0 | 0 | 2 | 6 | 33.3 |
| | | Disposed Of | 1,533 | 1,346 | 605 | 3,484 | 35,007 | 10.0 | 22,298 | 142 | 572 | 96 | 23,108 | 35,007 | 66.0 |
| | | End Pending | 3,084 | 3,584 | 1,452 | 8,120 | 62,014 | 13.1 | 37,077 | 126 | 2,208 | 79 | 39,490 | 62,014 | 63.7 |
| 15th..... | CARROLL | New Filed | 150 | 226 | 54 | 430 | 2,524 | 17.0 | 1,590 | 52 | 42 | 5 | 1,689 | 2,524 | 66.9 |
| | | Reinstated | 0 | 0 | 0 | 0 | 0 | 0.0 | 0 | 0 | 0 | 0 | 0 | 0 | 0.0 |
| | | Disposed Of | 98 | 190 | 61 | 349 | 2,140 | 16.3 | 1,389 | 36 | 37 | 6 | 1,468 | 2,140 | 68.6 |
| | | End Pending | 151 | 327 | 75 | 553 | 2,682 | 20.6 | 1,163 | 87 | 26 | 5 | 1,281 | 2,682 | 47.8 |
| 15th..... | JO DAVIESS | New Filed | 114 | 119 | 80 | 313 | 3,219 | 9.7 | 2,029 | 80 | 168 | 6 | 2,283 | 3,219 | 70.9 |
| | | Reinstated | 0 | 0 | 0 | 0 | 0 | 0.0 | 0 | 0 | 0 | 0 | 0 | 0 | 0.0 |
| | | Disposed Of | 65 | 100 | 59 | 224 | 2,849 | 7.9 | 1,797 | 67 | 190 | 4 | 2,058 | 2,849 | 72.2 |
| | | End Pending | 155 | 145 | 74 | 374 | 3,115 | 12.0 | 2,126 | 21 | 77 | 2 | 2,226 | 3,115 | 71.5 |
| 15th..... | LEE | New Filed | 298 | 156 | 126 | 580 | 5,431 | 10.7 | 3,239 | 24 | 302 | 4 | 3,569 | 5,431 | 65.7 |
| | | Reinstated | 5 | 0 | 0 | 5 | 16 | 31.3 | 1 | 0 | 0 | 0 | 1 | 16 | 6.3 |
| | | Disposed Of | 229 | 142 | 106 | 477 | 4,676 | 10.2 | 2,892 | 15 | 354 | 48 | 3,309 | 4,676 | 70.8 |
| | | End Pending | 472 | 366 | 166 | 1,004 | 7,377 | 13.6 | 4,389 | 30 | 55 | 4 | 4,478 | 7,377 | 60.7 |
| 15th..... | OGLE | New Filed | 211 | 247 | 184 | 642 | 7,797 | 8.2 | 5,661 | 53 | 27 | 29 | 5,770 | 7,797 | 74.0 |
| | | Reinstated | 0 | 0 | 0 | 0 | 0 | 0.0 | 0 | 0 | 0 | 0 | 0 | 0 | 0.0 |
| | | Disposed Of | 209 | 227 | 156 | 592 | 7,095 | 8.3 | 5,023 | 43 | 27 | 97 | 5,190 | 7,095 | 73.2 |
| | | End Pending | 430 | 790 | 291 | 1,511 | 11,229 | 13.5 | 8,055 | 74 | 110 | 31 | 8,270 | 11,229 | 73.6 |

* TOTAL OF ALL CASES IN ALL CATEGORIES: CIVIL; DOMESTIC RELATIONS; CRIMINAL; QUASI-CRIMINAL; AND JUVENILE

CRIMINAL AND QUASI-CRIMINAL CASELOAD

| CIRCUIT | COUNTY | | CRIMINAL | | | | | | QUASI-CRIMINAL | | | | | | |
|--------------|---------------|-------------|----------|-------------|-------|----------------------|-----------------|----------------------------|----------------|--------------------|-----------------|-----------|-------------------------------|-----------------|------------------------------|
| | | | FELONY | MISDEMEANOR | DUI | TOTAL CRIMINAL CASES | TOTAL ALL CASES | CRIMINAL AS % OF ALL CASES | TRAFFIC | CONSERVATION CASES | ORDINANCE CASES | CIVIL LAW | TOTAL OF QUASI-CRIMINAL CASES | TOTAL ALL CASES | QUASI-CRIM AS % OF ALL CASES |
| 15th..... | STEPHENSON | New Filed | 346 | 870 | 127 | 1,343 | 8,385 | 16.0 | 5,184 | 14 | 363 | 0 | 5,561 | 8,385 | 66.3 |
| | | Reinstated | 0 | 0 | 0 | 0 | 0 | 0.0 | 0 | 0 | 0 | 0 | 0 | 0 | 0.0 |
| | | Disposed Of | 285 | 690 | 90 | 1,065 | 7,626 | 14.0 | 4,804 | 12 | 431 | 0 | 5,247 | 7,626 | 68.8 |
| | | End Pending | 358 | 787 | 175 | 1,320 | 7,233 | 18.2 | 4,441 | 14 | 165 | 0 | 4,620 | 7,233 | 63.9 |
| 15th Circuit | CIRCUIT TOTAL | New Filed | 1,119 | 1,618 | 571 | 3,308 | 27,356 | 12.1 | 17,703 | 223 | 902 | 44 | 18,872 | 27,356 | 69.0 |
| | | Reinstated | 5 | 0 | 0 | 5 | 16 | 31.3 | 1 | 0 | 0 | 0 | 1 | 16 | 6.3 |
| | | Disposed Of | 886 | 1,349 | 472 | 2,707 | 24,386 | 11.1 | 15,905 | 173 | 1,039 | 155 | 17,272 | 24,386 | 70.8 |
| | | End Pending | 1,566 | 2,415 | 781 | 4,762 | 31,636 | 15.1 | 20,174 | 226 | 433 | 42 | 20,875 | 31,636 | 66.0 |
| 16th..... | KANE | New Filed | 2,581 | 3,260 | 1,187 | 7,028 | 64,308 | 10.9 | 41,599 | 79 | 1,543 | 32 | 43,253 | 64,308 | 67.3 |
| | | Reinstated | 28 | 8 | 1 | 37 | 79 | 46.8 | 4 | 0 | 0 | 0 | 4 | 79 | 5.1 |
| | | Disposed Of | 1,639 | 1,843 | 379 | 3,861 | 28,415 | 13.6 | 17,931 | 43 | 844 | 12 | 18,830 | 28,415 | 66.3 |
| | | End Pending | 4,812 | 4,584 | 2,972 | 12,368 | 102,258 | 12.1 | 71,692 | 878 | 1,121 | 50 | 73,741 | 102,258 | 72.1 |
| 16th Circuit | CIRCUIT TOTAL | New Filed | 2,581 | 3,260 | 1,187 | 7,028 | 64,308 | 10.9 | 41,599 | 79 | 1,543 | 32 | 43,253 | 64,308 | 67.3 |
| | | Reinstated | 28 | 8 | 1 | 37 | 79 | 46.8 | 4 | 0 | 0 | 0 | 4 | 79 | 5.1 |
| | | Disposed Of | 1,639 | 1,843 | 379 | 3,861 | 28,415 | 13.6 | 17,931 | 43 | 844 | 12 | 18,830 | 28,415 | 66.3 |
| | | End Pending | 4,812 | 4,584 | 2,972 | 12,368 | 102,258 | 12.1 | 71,692 | 878 | 1,121 | 50 | 73,741 | 102,258 | 72.1 |
| 17th..... | BOONE | New Filed | 304 | 238 | 173 | 715 | 7,960 | 9.0 | 5,496 | 8 | 128 | 26 | 5,658 | 7,960 | 71.1 |
| | | Reinstated | 0 | 0 | 0 | 0 | 2 | 0.0 | 0 | 0 | 0 | 0 | 0 | 2 | 0.0 |
| | | Disposed Of | 243 | 256 | 167 | 666 | 7,384 | 9.0 | 5,039 | 12 | 153 | 57 | 5,261 | 7,384 | 71.2 |
| | | End Pending | 511 | 826 | 401 | 1,738 | 13,417 | 13.0 | 10,429 | 1 | 40 | 2 | 10,472 | 13,417 | 78.1 |
| 17th..... | WINNEBAGO | New Filed | 2,706 | 3,114 | 779 | 6,599 | 41,744 | 15.8 | 22,372 | 98 | 363 | 114 | 22,947 | 41,744 | 55.0 |
| | | Reinstated | 14 | 5 | 1 | 20 | 150 | 13.3 | 1 | 0 | 0 | 0 | 1 | 150 | 0.7 |
| | | Disposed Of | 2,820 | 2,883 | 874 | 6,577 | 43,231 | 15.2 | 24,508 | 93 | 395 | 161 | 25,157 | 43,231 | 58.2 |
| | | End Pending | 3,861 | 7,538 | 1,860 | 13,259 | 70,756 | 18.7 | 37,199 | 205 | 463 | 112 | 37,979 | 70,756 | 53.7 |
| 17th Circuit | CIRCUIT TOTAL | New Filed | 3,010 | 3,352 | 952 | 7,314 | 49,704 | 14.7 | 27,868 | 106 | 491 | 140 | 28,605 | 49,704 | 57.6 |
| | | Reinstated | 14 | 5 | 1 | 20 | 152 | 13.2 | 1 | 0 | 0 | 0 | 1 | 152 | 0.7 |
| | | Disposed Of | 3,063 | 3,139 | 1,041 | 7,243 | 50,615 | 14.3 | 29,547 | 105 | 548 | 218 | 30,418 | 50,615 | 60.1 |
| | | End Pending | 4,372 | 8,364 | 2,261 | 14,997 | 84,173 | 17.8 | 47,628 | 206 | 503 | 114 | 48,451 | 84,173 | 57.6 |
| 18th..... | DUPAGE | New Filed | 2,364 | 3,424 | 3,733 | 9,521 | 118,433 | 8.0 | 86,968 | 91 | 2,695 | 67 | 89,821 | 118,433 | 75.8 |
| | | Reinstated | 789 | 962 | 393 | 2,144 | 7,447 | 28.8 | 4,501 | 4 | 141 | 2 | 4,648 | 7,447 | 62.4 |
| | | Disposed Of | 2,541 | 3,703 | 2,888 | 9,132 | 103,904 | 8.8 | 73,996 | 119 | 2,551 | 90 | 76,756 | 103,904 | 73.9 |
| | | End Pending | 3,476 | 3,371 | 4,862 | 11,709 | 74,590 | 15.7 | 44,473 | 51 | 2,977 | 34 | 47,535 | 74,590 | 63.7 |
| 18th Circuit | CIRCUIT TOTAL | New Filed | 2,364 | 3,424 | 3,733 | 9,521 | 118,433 | 8.0 | 86,968 | 91 | 2,695 | 67 | 89,821 | 118,433 | 75.8 |
| | | Reinstated | 789 | 962 | 393 | 2,144 | 7,447 | 28.8 | 4,501 | 4 | 141 | 2 | 4,648 | 7,447 | 62.4 |
| | | Disposed Of | 2,541 | 3,703 | 2,888 | 9,132 | 103,904 | 8.8 | 73,996 | 119 | 2,551 | 90 | 76,756 | 103,904 | 73.9 |
| | | End Pending | 3,476 | 3,371 | 4,862 | 11,709 | 74,590 | 15.7 | 44,473 | 51 | 2,977 | 34 | 47,535 | 74,590 | 63.7 |

* TOTAL OF ALL CASES IN ALL CATEGORIES: CIVIL; DOMESTIC RELATIONS; CRIMINAL; QUASI-CRIMINAL; AND JUVENILE

CRIMINAL AND QUASI-CRIMINAL CASELOAD

| CIRCUIT | COUNTY | | CRIMINAL | | | | | | QUASI-CRIMINAL | | | | | | |
|--------------|---------------|-------------|----------|-------------|-------|----------------------|------------------|----------------------------|----------------|--------------------|-----------------|-----------|-------------------------|------------------|------------------------------|
| | | | FELONY | MISDEMEANOR | DUI | TOTAL CRIMINAL CASES | TOTAL* ALL CASES | CRIMINAL AS % OF ALL CASES | TRAFFIC | CONSERVATION CASES | ORDINANCE CASES | CIVIL LAW | TOTAL OF QUASI-CRIMINAL | TOTAL* ALL CASES | QUASI-CRIM AS % OF ALL CASES |
| 19th..... | LAKE | New Filed | 2,097 | 2,628 | 1,754 | 6,479 | 80,802 | 8.0 | 56,918 | 316 | 1,565 | 42 | 58,841 | 80,802 | 72.8 |
| | | Reinstated | 270 | 238 | 74 | 582 | 2,944 | 19.8 | 1,557 | 0 | 33 | 2 | 1,592 | 2,944 | 54.1 |
| | | Disposed Of | 1,903 | 2,839 | 1,328 | 6,070 | 81,242 | 7.5 | 56,827 | 275 | 1,747 | 77 | 58,926 | 81,242 | 72.5 |
| | | End Pending | 1,998 | 1,959 | 1,812 | 5,769 | 40,047 | 14.4 | 20,157 | 106 | 687 | 25 | 20,975 | 40,047 | 52.4 |
| 19th Circuit | CIRCUIT TOTAL | New Filed | 2,097 | 2,628 | 1,754 | 6,479 | 80,802 | 8.0 | 56,918 | 316 | 1,565 | 42 | 58,841 | 80,802 | 72.8 |
| | | Reinstated | 270 | 238 | 74 | 582 | 2,944 | 19.8 | 1,557 | 0 | 33 | 2 | 1,592 | 2,944 | 54.1 |
| | | Disposed Of | 1,903 | 2,839 | 1,328 | 6,070 | 81,242 | 7.5 | 56,827 | 275 | 1,747 | 77 | 58,926 | 81,242 | 72.5 |
| | | End Pending | 1,998 | 1,959 | 1,812 | 5,769 | 40,047 | 14.4 | 20,157 | 106 | 687 | 25 | 20,975 | 40,047 | 52.4 |
| 20th..... | MONROE | New Filed | 217 | 200 | 111 | 528 | 3,702 | 14.3 | 2,347 | 43 | 55 | 0 | 2,445 | 3,702 | 66.0 |
| | | Reinstated | 0 | 0 | 0 | 0 | 4 | 0.0 | 0 | 0 | 0 | 0 | 0 | 4 | 0.0 |
| | | Disposed Of | 130 | 138 | 91 | 359 | 3,415 | 10.5 | 2,330 | 42 | 70 | 1 | 2,443 | 3,415 | 71.5 |
| | | End Pending | 389 | 285 | 136 | 810 | 4,621 | 17.5 | 2,958 | 11 | 124 | 5 | 3,098 | 4,621 | 67.0 |
| 20th..... | PERRY | New Filed | 123 | 99 | 36 | 258 | 2,102 | 12.3 | 1,092 | 60 | 189 | 5 | 1,346 | 2,102 | 64.0 |
| | | Reinstated | 0 | 0 | 0 | 0 | 0 | 0.0 | 0 | 0 | 0 | 0 | 0 | 0 | 0.0 |
| | | Disposed Of | 115 | 96 | 33 | 244 | 1,966 | 12.4 | 1,106 | 62 | 194 | 4 | 1,366 | 1,966 | 69.5 |
| | | End Pending | 145 | 68 | 44 | 257 | 3,572 | 7.2 | 950 | 43 | 121 | 5 | 1,119 | 3,572 | 31.3 |
| 20th..... | RANDOLPH | New Filed | 313 | 238 | 40 | 591 | 3,184 | 18.6 | 1,219 | 74 | 148 | 0 | 1,441 | 3,184 | 45.3 |
| | | Reinstated | 0 | 0 | 0 | 0 | 9 | 0.0 | 0 | 0 | 0 | 0 | 0 | 9 | 0.0 |
| | | Disposed Of | 216 | 200 | 36 | 452 | 2,811 | 16.1 | 1,060 | 45 | 150 | 0 | 1,255 | 2,811 | 44.6 |
| | | End Pending | 293 | 159 | 50 | 502 | 2,936 | 17.1 | 749 | 34 | 84 | 0 | 867 | 2,936 | 29.5 |
| 20th..... | ST. CLAIR | New Filed | 1,811 | 3,580 | 698 | 6,089 | 44,210 | 13.8 | 25,257 | 100 | 3,136 | 42 | 28,535 | 44,210 | 64.5 |
| | | Reinstated | 395 | 0 | 0 | 395 | 436 | 90.6 | 0 | 0 | 0 | 0 | 0 | 436 | 0.0 |
| | | Disposed Of | 1,190 | 3,137 | 987 | 5,314 | 41,579 | 12.8 | 25,210 | 91 | 2,762 | 83 | 28,146 | 41,579 | 67.7 |
| | | End Pending | 2,181 | 16,899 | 2,176 | 21,256 | 120,602 | 17.6 | 79,845 | 150 | 9,769 | 99 | 89,863 | 120,602 | 74.5 |
| 20th..... | WASHINGTON | New Filed | 124 | 130 | 28 | 282 | 1,607 | 17.5 | 867 | 20 | 40 | 3 | 930 | 1,607 | 57.9 |
| | | Reinstated | 0 | 0 | 0 | 0 | 0 | 0.0 | 0 | 0 | 0 | 0 | 0 | 0 | 0.0 |
| | | Disposed Of | 60 | 114 | 16 | 190 | 1,257 | 15.1 | 706 | 12 | 39 | 4 | 761 | 1,257 | 60.5 |
| | | End Pending | 164 | 132 | 39 | 335 | 3,175 | 10.6 | 1,791 | 17 | 11 | 5 | 1,824 | 3,175 | 57.4 |
| 20th Circuit | CIRCUIT TOTAL | New Filed | 2,588 | 4,247 | 913 | 7,748 | 54,805 | 14.1 | 30,782 | 297 | 3,568 | 50 | 34,697 | 54,805 | 63.3 |
| | | Reinstated | 395 | 0 | 0 | 395 | 449 | 88.0 | 0 | 0 | 0 | 0 | 0 | 449 | 0.0 |
| | | Disposed Of | 1,711 | 3,685 | 1,163 | 6,559 | 51,028 | 12.9 | 30,412 | 252 | 3,215 | 92 | 33,971 | 51,028 | 66.6 |
| | | End Pending | 3,172 | 17,543 | 2,445 | 23,160 | 134,906 | 17.2 | 86,293 | 255 | 10,109 | 114 | 96,771 | 134,906 | 71.7 |
| 21st..... | IROQUOIS | New Filed | 159 | 158 | 80 | 397 | 4,502 | 8.8 | 2,966 | 32 | 180 | 28 | 3,206 | 4,502 | 71.2 |
| | | Reinstated | 0 | 0 | 0 | 0 | 0 | 0.0 | 0 | 0 | 0 | 0 | 0 | 0 | 0.0 |
| | | Disposed Of | 155 | 147 | 40 | 342 | 3,716 | 9.2 | 2,419 | 14 | 192 | 27 | 2,652 | 3,716 | 71.4 |
| | | End Pending | 273 | 529 | 201 | 1,003 | 11,039 | 9.1 | 8,183 | 64 | 190 | 33 | 8,470 | 11,039 | 76.7 |

* TOTAL OF ALL CASES IN ALL CATEGORIES: CIVIL; DOMESTIC RELATIONS; CRIMINAL; QUASI-CRIMINAL; AND JUVENILE

CRIMINAL AND QUASI-CRIMINAL CASELOAD

| CIRCUIT | COUNTY | | CRIMINAL | | | | | | QUASI-CRIMINAL | | | | | | |
|--------------|-----------------|-------------|----------|-------------|--------|----------------------|-------------------|----------------------------|----------------|--------------------|----------------|-----------|-------------------------|-------------------|------------------------------|
| | | | FELONY | MISDEMEANOR | DUI | TOTAL CRIMINAL CASES | TOTAL * ALL CASES | CRIMINAL AS % OF ALL CASES | TRAFFIC | CONSERVATION CASES | ORDNANCE CASES | CIVIL LAW | TOTAL OF QUASI-CRIMINAL | TOTAL * ALL CASES | QUASI-CRIM AS % OF ALL CASES |
| 21st..... | KANKAKEE | New Filed | 849 | 759 | 502 | 2,110 | 19,201 | 11.0 | 11,864 | 94 | 803 | 24 | 12,785 | 19,201 | 66.6 |
| | | Reinstated | 0 | 0 | 0 | 0 | 0 | 0.0 | 0 | 0 | 0 | 0 | 0 | 0 | 0.0 |
| | | Disposed Of | 403 | 299 | 48 | 750 | 7,158 | 10.5 | 3,774 | 24 | 83 | 4 | 3,885 | 7,158 | 54.3 |
| | | End Pending | 1,924 | 1,660 | 1,918 | 5,502 | 24,304 | 22.6 | 10,935 | 64 | 565 | 39 | 11,603 | 24,304 | 47.7 |
| 21st Circuit | CIRCUIT TOTAL | New Filed | 1,008 | 917 | 582 | 2,507 | 23,703 | 10.6 | 14,830 | 126 | 983 | 52 | 15,991 | 23,703 | 67.5 |
| | | Reinstated | 0 | 0 | 0 | 0 | 0 | 0.0 | 0 | 0 | 0 | 0 | 0 | 0 | 0.0 |
| | | Disposed Of | 558 | 446 | 88 | 1,092 | 10,874 | 10.0 | 6,193 | 38 | 275 | 31 | 6,537 | 10,874 | 60.1 |
| | | End Pending | 2,197 | 2,189 | 2,119 | 6,505 | 35,343 | 18.4 | 19,118 | 128 | 755 | 72 | 20,073 | 35,343 | 56.8 |
| 22nd..... | MCHENRY | New Filed | 1,041 | 1,481 | 775 | 3,297 | 40,176 | 8.2 | 27,043 | 170 | 1,570 | 74 | 28,857 | 40,176 | 71.8 |
| | | Reinstated | 95 | 41 | 24 | 160 | 1,566 | 10.2 | 864 | 1 | 28 | 0 | 893 | 1,566 | 57.0 |
| | | Disposed Of | 1,052 | 1,277 | 662 | 2,991 | 39,096 | 7.7 | 26,351 | 141 | 1,633 | 126 | 28,251 | 39,096 | 72.3 |
| | | End Pending | 1,114 | 1,539 | 854 | 3,507 | 18,796 | 18.7 | 9,459 | 42 | 531 | 32 | 10,064 | 18,796 | 53.5 |
| 22nd Circuit | CIRCUIT TOTAL | New Filed | 1,041 | 1,481 | 775 | 3,297 | 40,176 | 8.2 | 27,043 | 170 | 1,570 | 74 | 28,857 | 40,176 | 71.8 |
| | | Reinstated | 95 | 41 | 24 | 160 | 1,566 | 10.2 | 864 | 1 | 28 | 0 | 893 | 1,566 | 57.0 |
| | | Disposed Of | 1,052 | 1,277 | 662 | 2,991 | 39,096 | 7.7 | 26,351 | 141 | 1,633 | 126 | 28,251 | 39,096 | 72.3 |
| | | End Pending | 1,114 | 1,539 | 854 | 3,507 | 18,796 | 18.7 | 9,459 | 42 | 531 | 32 | 10,064 | 18,796 | 53.5 |
| 23rd..... | DEKALB | New Filed | 767 | 1,129 | 336 | 2,232 | 13,759 | 16.2 | 8,696 | 31 | 3 | 11 | 8,741 | 13,759 | 63.5 |
| | | Reinstated | 13 | 2 | 3 | 18 | 201 | 9.0 | 183 | 0 | 0 | 0 | 183 | 201 | 91.0 |
| | | Disposed Of | 542 | 729 | 244 | 1,515 | 10,516 | 14.4 | 6,268 | 24 | 6 | 21 | 6,319 | 10,516 | 60.1 |
| | | End Pending | 1,637 | 2,285 | 613 | 4,535 | 16,344 | 27.7 | 8,867 | 32 | 507 | 44 | 9,450 | 16,344 | 57.8 |
| 23rd..... | KENDALL | New Filed | 378 | 527 | 188 | 1,093 | 9,348 | 11.7 | 4,691 | 15 | 29 | 13 | 4,748 | 9,348 | 50.8 |
| | | Reinstated | 1 | 1 | 1 | 3 | 197 | 1.5 | 7 | 0 | 0 | 0 | 7 | 197 | 3.6 |
| | | Disposed Of | 267 | 439 | 158 | 864 | 8,663 | 10.0 | 4,348 | 14 | 27 | 28 | 4,417 | 8,663 | 51.0 |
| | | End Pending | 686 | 947 | 301 | 1,934 | 8,789 | 22.0 | 3,393 | 2 | 8 | 16 | 3,419 | 8,789 | 38.9 |
| 23rd Circuit | CIRCUIT TOTAL | New Filed | 1,145 | 1,656 | 524 | 3,325 | 23,107 | 14.4 | 13,387 | 46 | 32 | 24 | 13,489 | 23,107 | 58.4 |
| | | Reinstated | 14 | 3 | 4 | 21 | 398 | 5.3 | 190 | 0 | 0 | 0 | 190 | 398 | 47.7 |
| | | Disposed Of | 809 | 1,168 | 402 | 2,379 | 19,179 | 12.4 | 10,616 | 38 | 33 | 49 | 10,736 | 19,179 | 56.0 |
| | | End Pending | 2,323 | 3,232 | 914 | 6,469 | 25,133 | 25.7 | 12,260 | 34 | 515 | 60 | 12,869 | 25,133 | 51.2 |
| | DOWNSTATE TOTAL | New Filed | 46,777 | 49,723 | 20,435 | 116,935 | 1,072,732 | 10.9 | 677,548 | 4,939 | 27,793 | 1,211 | 711,491 | 1,072,732 | 66.3 |
| | | Reinstated | 2,462 | 1,599 | 553 | 4,614 | 19,775 | 23.3 | 10,851 | 5 | 331 | 19 | 11,206 | 19,775 | 56.7 |
| | | Disposed Of | 37,523 | 40,797 | 16,480 | 94,800 | 948,835 | 10.0 | 601,980 | 4,273 | 25,775 | 1,969 | 633,997 | 948,835 | 66.8 |
| | | End Pending | 70,370 | 90,229 | 36,934 | 197,533 | 1,442,665 | 13.7 | 798,714 | 4,635 | 39,378 | 1,950 | 844,677 | 1,442,665 | 58.5 |
| Cook | COOK | New Filed | 20,080 | 63,668 | 5,417 | 89,165 | 551,051 | 16.2 | 269,567 | 208 | 1,090 | 1,077 | 271,942 | 551,051 | 49.3 |
| | | Reinstated | 0 | 0 | 0 | 0 | 14,408 | 0.0 | 0 | 0 | 0 | 0 | 14,408 | 0.0 | |
| | | Disposed Of | 13,936 | 39,801 | 3,346 | 57,083 | 418,903 | 13.6 | 184,007 | 203 | 458 | 0 | 184,668 | 418,903 | 44.1 |
| | | End Pending | 29,326 | 202,238 | 18,964 | 250,528 | 1,804,492 | 13.9 | 1,005,055 | 5,332 | 89,047 | 18,912 | 1,118,346 | 1,804,492 | 62.0 |
| | STATE TOTAL | New Filed | 66,857 | 113,391 | 25,852 | 206,100 | 1,623,783 | 12.7 | 947,115 | 5,147 | 28,883 | 2,288 | 983,433 | 1,623,783 | 60.6 |
| | | Reinstated | 2,462 | 1,599 | 553 | 4,614 | 34,183 | 13.5 | 10,851 | 5 | 331 | 19 | 11,206 | 34,183 | 32.8 |
| | | Disposed Of | 51,459 | 80,598 | 19,826 | 151,883 | 1,367,738 | 11.1 | 785,987 | 4,476 | 26,233 | 1,969 | 818,665 | 1,367,738 | 59.9 |
| | | End Pending | 99,696 | 292,467 | 55,898 | 448,061 | 3,247,157 | 13.8 | 1,803,769 | 9,967 | 128,425 | 20,862 | 1,963,023 | 3,247,157 | 60.5 |

* TOTAL OF ALL CASES IN ALL CATEGORIES: CIVIL; DOMESTIC RELATIONS; CRIMINAL; QUASI-CRIMINAL; AND JUVENILE

JUVENILE CASELOAD STATISTICS BY COUNTY

CIRCUIT COURTS - CALENDAR YEAR 2020

| CIRCUIT / COUNTY | | ABUSE & NEGLECT | DELINQUENT | OTHER ** | TOTAL JUVENILE | TOTAL ALL CASES * | JUVENILE AS % OF ALL CASES |
|-------------------|-------------|-----------------|------------|----------|----------------|-------------------|----------------------------|
| 1st ALEXANDER | New Filed | 21 | 4 | 4 | 29 | 2,700 | 1.1 |
| | Reinstated | 0 | 0 | 0 | 0 | 0 | 0.0 |
| | Disposed Of | 0 | 1 | 0 | 1 | 2,167 | 0.0 |
| | End Pending | 87 | 73 | 259 | 419 | 37,953 | 1.1 |
| 1st JACKSON | New Filed | 48 | 64 | 4 | 116 | 7,966 | 1.5 |
| | Reinstated | 0 | 0 | 0 | 0 | 19 | 0.0 |
| | Disposed Of | 17 | 62 | 3 | 82 | 7,737 | 1.1 |
| | End Pending | 97 | 41 | 10 | 148 | 4,056 | 3.6 |
| 1st JOHNSON | New Filed | 31 | 7 | 0 | 38 | 4,690 | 0.8 |
| | Reinstated | 0 | 0 | 0 | 0 | 0 | 0.0 |
| | Disposed Of | 17 | 13 | 0 | 30 | 4,572 | 0.7 |
| | End Pending | 61 | 7 | 0 | 68 | 8,846 | 0.8 |
| 1st MASSAC | New Filed | 57 | 8 | 0 | 65 | 6,656 | 1.0 |
| | Reinstated | 0 | 0 | 0 | 0 | 8 | 0.0 |
| | Disposed Of | 24 | 11 | 0 | 35 | 6,257 | 0.6 |
| | End Pending | 136 | 52 | 9 | 197 | 6,910 | 2.9 |
| 1st POPE | New Filed | 18 | 7 | 0 | 25 | 1,059 | 2.4 |
| | Reinstated | 0 | 0 | 0 | 0 | 4 | 0.0 |
| | Disposed Of | 0 | 2 | 0 | 2 | 879 | 0.2 |
| | End Pending | 27 | 24 | 0 | 51 | 799 | 6.4 |
| 1st PULASKI | New Filed | 4 | 0 | 0 | 4 | 12,884 | 0.0 |
| | Reinstated | 0 | 0 | 0 | 0 | 0 | 0.0 |
| | Disposed Of | 0 | 0 | 0 | 0 | 12,291 | 0.0 |
| | End Pending | 145 | 194 | 55 | 394 | 65,634 | 0.6 |
| 1st SALINE | New Filed | 55 | 29 | 2 | 86 | 4,150 | 2.1 |
| | Reinstated | 0 | 0 | 0 | 0 | 3 | 0.0 |
| | Disposed Of | 63 | 35 | 2 | 100 | 3,186 | 3.1 |
| | End Pending | 147 | 21 | 11 | 179 | 6,794 | 2.6 |
| 1st UNION | New Filed | 35 | 17 | 0 | 52 | 3,512 | 1.5 |
| | Reinstated | 0 | 0 | 0 | 0 | 0 | 0.0 |
| | Disposed Of | 21 | 38 | 0 | 59 | 5,341 | 1.1 |
| | End Pending | 111 | 17 | 43 | 171 | 3,293 | 5.2 |
| 1st WILLIAMSON | New Filed | 78 | 31 | 13 | 122 | 13,966 | 0.9 |
| | Reinstated | 0 | 0 | 0 | 0 | 27 | 0.0 |
| | Disposed Of | 117 | 39 | 17 | 173 | 13,013 | 1.3 |
| | End Pending | 187 | 14 | 16 | 217 | 10,158 | 2.1 |

* TOTAL OF ALL CASES IN ALL CATEGORIES: CIVIL; DOMESTICE RELATIONS; CRIMINAL; QUASI-CRIMINAL; AND JUVENILE

** INCLUDES ADDICTED MINORS, MINORS REQUIRING AUTHORITATIVE INTERVENTION, AND TRUANTS.

JUVENILE CASELOAD

| CIRCUIT / COUNTY | | ABUSE & NEGLECT | DELINQUENT | OTHER ** | TOTAL JUVENILE | TOTAL ALL CASES * | JUVENILE AS % OF ALL CASES |
|----------------------|-------------|-----------------|------------|----------|----------------|-------------------|----------------------------|
| 1st Circuit Total | New Filed | 347 | 167 | 23 | 537 | 57,583 | 0.9 |
| | Reinstated | 0 | 0 | 0 | 0 | 61 | 0.0 |
| | Disposed Of | 259 | 201 | 22 | 482 | 55,443 | 0.9 |
| | End Pending | 998 | 443 | 403 | 1,844 | 144,443 | 1.3 |
| 2nd CRAWFORD | New Filed | 13 | 16 | 0 | 29 | 2,132 | 1.4 |
| | Reinstated | 0 | 0 | 0 | 0 | 6 | 0.0 |
| | Disposed Of | 18 | 20 | 0 | 38 | 2,132 | 1.8 |
| | End Pending | 78 | 153 | 2 | 233 | 3,252 | 7.2 |
| 2nd EDWARDS | New Filed | 0 | 4 | 0 | 4 | 866 | 0.5 |
| | Reinstated | 0 | 0 | 0 | 0 | 0 | 0.0 |
| | Disposed Of | 0 | 1 | 0 | 1 | 872 | 0.1 |
| | End Pending | 9 | 18 | 0 | 27 | 689 | 3.9 |
| 2nd FRANKLIN | New Filed | 53 | 66 | 4 | 123 | 5,139 | 2.4 |
| | Reinstated | 0 | 0 | 0 | 0 | 1 | 0.0 |
| | Disposed Of | 15 | 12 | 0 | 27 | 2,956 | 0.9 |
| | End Pending | 199 | 120 | 20 | 339 | 13,546 | 2.5 |
| 2nd GALLATIN | New Filed | 10 | 2 | 0 | 12 | 1,286 | 0.9 |
| | Reinstated | 0 | 0 | 0 | 0 | 0 | 0.0 |
| | Disposed Of | 1 | 0 | 0 | 1 | 1,039 | 0.1 |
| | End Pending | 37 | 26 | 0 | 63 | 1,503 | 4.2 |
| 2nd HAMILTON | New Filed | 11 | 7 | 0 | 18 | 1,044 | 1.7 |
| | Reinstated | 0 | 0 | 0 | 0 | 1 | 0.0 |
| | Disposed Of | 3 | 3 | 0 | 6 | 1,001 | 0.6 |
| | End Pending | 54 | 82 | 0 | 136 | 964 | 14.1 |
| 2nd HARDIN | New Filed | 3 | 5 | 0 | 8 | 517 | 1.5 |
| | Reinstated | 0 | 0 | 0 | 0 | 0 | 0.0 |
| | Disposed Of | 0 | 0 | 0 | 0 | 457 | 0.0 |
| | End Pending | 20 | 18 | 0 | 38 | 937 | 4.1 |
| 2nd JEFFERSON | New Filed | 117 | 47 | 14 | 178 | 4,594 | 3.9 |
| | Reinstated | 0 | 0 | 0 | 0 | 22 | 0.0 |
| | Disposed Of | 48 | 31 | 1 | 80 | 4,089 | 2.0 |
| | End Pending | 406 | 217 | 72 | 695 | 10,498 | 6.6 |
| 2nd LAWRENCE | New Filed | 12 | 9 | 0 | 21 | 1,362 | 1.5 |
| | Reinstated | 0 | 0 | 0 | 0 | 0 | 0.0 |
| | Disposed Of | 3 | 3 | 0 | 6 | 1,180 | 0.5 |
| | End Pending | 147 | 53 | 0 | 200 | 3,053 | 6.6 |

* TOTAL OF ALL CASES IN ALL CATEGORIES: CIVIL; DOMESTICE RELATIONS; CRIMINAL; QUASI-CRIMINAL; AND JUVENILE

** INCLUDES ADDICTED MINORS, MINORS REQUIRING AUTHORITATIVE INTERVENTION, AND TRUANTS.

JUVENILE CASELOAD

| CIRCUIT / COUNTY | | ABUSE & NEGLECT | DELINQUENT | OTHER ** | TOTAL JUVENILE | TOTAL ALL CASES * | JUVENILE AS % OF ALL CASES |
|----------------------|-------------|-----------------|------------|----------|----------------|-------------------|----------------------------|
| 2nd RICHLAND | New Filed | 17 | 17 | 0 | 34 | 1,944 | 1.7 |
| | Reinstated | 0 | 0 | 0 | 0 | 0 | 0.0 |
| | Disposed Of | 18 | 52 | 0 | 70 | 2,078 | 3.4 |
| | End Pending | 110 | 16 | 0 | 126 | 1,998 | 6.3 |
| 2nd WABASH | New Filed | 7 | 9 | 0 | 16 | 1,243 | 1.3 |
| | Reinstated | 0 | 0 | 0 | 0 | 0 | 0.0 |
| | Disposed Of | 1 | 1 | 0 | 2 | 1,102 | 0.2 |
| | End Pending | 108 | 60 | 2 | 170 | 2,488 | 6.8 |
| 2nd WAYNE | New Filed | 38 | 18 | 0 | 56 | 2,161 | 2.6 |
| | Reinstated | 0 | 0 | 0 | 0 | 0 | 0.0 |
| | Disposed Of | 53 | 25 | 0 | 78 | 2,177 | 3.6 |
| | End Pending | 105 | 24 | 0 | 129 | 6,049 | 2.1 |
| 2nd WHITE | New Filed | 37 | 39 | 2 | 78 | 2,709 | 2.9 |
| | Reinstated | 0 | 0 | 0 | 0 | 0 | 0.0 |
| | Disposed Of | 16 | 53 | 1 | 70 | 2,715 | 2.6 |
| | End Pending | 76 | 87 | 5 | 168 | 6,586 | 2.6 |
| 2nd Circuit Total | New Filed | 318 | 239 | 20 | 577 | 24,997 | 2.3 |
| | Reinstated | 0 | 0 | 0 | 0 | 30 | 0.0 |
| | Disposed Of | 176 | 201 | 2 | 379 | 21,798 | 1.7 |
| | End Pending | 1,349 | 874 | 101 | 2,324 | 51,563 | 4.5 |
| 3rd BOND | New Filed | 18 | 11 | 0 | 29 | 4,166 | 0.7 |
| | Reinstated | 0 | 0 | 0 | 0 | 0 | 0.0 |
| | Disposed Of | 13 | 5 | 0 | 18 | 3,828 | 0.5 |
| | End Pending | 46 | 22 | 3 | 71 | 10,435 | 0.7 |
| 3rd MADISON | New Filed | 298 | 358 | 6 | 662 | 44,864 | 1.5 |
| | Reinstated | 0 | 0 | 0 | 0 | 500 | 0.0 |
| | Disposed Of | 311 | 218 | 10 | 539 | 37,458 | 1.4 |
| | End Pending | 160 | 425 | 2 | 587 | 75,226 | 0.8 |
| 3rd Circuit Total | New Filed | 316 | 369 | 6 | 691 | 49,030 | 1.4 |
| | Reinstated | 0 | 0 | 0 | 0 | 500 | 0.0 |
| | Disposed Of | 324 | 223 | 10 | 557 | 41,286 | 1.3 |
| | End Pending | 206 | 447 | 5 | 658 | 85,661 | 0.8 |
| 4th CHRISTIAN | New Filed | 83 | 55 | 0 | 138 | 3,925 | 3.5 |
| | Reinstated | 0 | 0 | 0 | 0 | 9 | 0.0 |
| | Disposed Of | 24 | 20 | 0 | 44 | 2,948 | 1.5 |
| | End Pending | 206 | 70 | 1 | 277 | 5,842 | 4.7 |

* TOTAL OF ALL CASES IN ALL CATEGORIES: CIVIL; DOMESTICE RELATIONS; CRIMINAL; QUASI-CRIMINAL; AND JUVENILE

** INCLUDES ADDICTED MINORS, MINORS REQUIRING AUTHORITATIVE INTERVENTION, AND TRUANTS.

JUVENILE CASELOAD

| CIRCUIT / COUNTY | | ABUSE & NEGLECT | DELINQUENT | OTHER ** | TOTAL JUVENILE | TOTAL ALL CASES * | JUVENILE AS % OF ALL CASES |
|----------------------|-------------|-----------------|------------|----------|----------------|-------------------|----------------------------|
| 4th CLAY | New Filed | 22 | 11 | 1 | 34 | 1,539 | 2.2 |
| | Reinstated | 0 | 0 | 0 | 0 | 0 | 0.0 |
| | Disposed Of | 7 | 7 | 0 | 14 | 1,187 | 1.2 |
| | End Pending | 41 | 8 | 2 | 51 | 942 | 5.4 |
| 4th CLINTON | New Filed | 29 | 40 | 5 | 74 | 3,067 | 2.4 |
| | Reinstated | 0 | 0 | 0 | 0 | 0 | 0.0 |
| | Disposed Of | 22 | 41 | 4 | 67 | 2,711 | 2.5 |
| | End Pending | 72 | 38 | 8 | 118 | 3,597 | 3.3 |
| 4th EFFINGHAM | New Filed | 48 | 41 | 0 | 89 | 4,567 | 1.9 |
| | Reinstated | 0 | 0 | 0 | 0 | 40 | 0.0 |
| | Disposed Of | 44 | 96 | 0 | 140 | 4,707 | 3.0 |
| | End Pending | 115 | 244 | 0 | 359 | 9,622 | 3.7 |
| 4th FAYETTE | New Filed | 54 | 8 | 0 | 62 | 5,195 | 1.2 |
| | Reinstated | 0 | 0 | 0 | 0 | 0 | 0.0 |
| | Disposed Of | 43 | 17 | 0 | 60 | 3,806 | 1.6 |
| | End Pending | 48 | 31 | 0 | 79 | 6,509 | 1.2 |
| 4th JASPER | New Filed | 20 | 27 | 0 | 47 | 1,243 | 3.8 |
| | Reinstated | 0 | 0 | 0 | 0 | 0 | 0.0 |
| | Disposed Of | 8 | 35 | 0 | 43 | 1,114 | 3.9 |
| | End Pending | 37 | 12 | 3 | 52 | 1,083 | 4.8 |
| 4th MARION | New Filed | 120 | 25 | 11 | 156 | 6,075 | 2.6 |
| | Reinstated | 0 | 0 | 0 | 0 | 16 | 0.0 |
| | Disposed Of | 39 | 25 | 5 | 69 | 5,391 | 1.3 |
| | End Pending | 290 | 16 | 25 | 331 | 5,024 | 6.6 |
| 4th MONTGOMERY | New Filed | 53 | 12 | 0 | 65 | 6,502 | 1.0 |
| | Reinstated | 0 | 0 | 0 | 0 | 11 | 0.0 |
| | Disposed Of | 6 | 5 | 0 | 11 | 4,712 | 0.2 |
| | End Pending | 128 | 31 | 0 | 159 | 8,438 | 1.9 |
| 4th SHELBY | New Filed | 24 | 19 | 0 | 43 | 1,845 | 2.3 |
| | Reinstated | 0 | 0 | 0 | 0 | 0 | 0.0 |
| | Disposed Of | 3 | 12 | 0 | 15 | 1,660 | 0.9 |
| | End Pending | 122 | 43 | 0 | 165 | 1,520 | 10.9 |
| 4th Circuit Total | New Filed | 453 | 238 | 17 | 708 | 33,958 | 2.1 |
| | Reinstated | 0 | 0 | 0 | 0 | 76 | 0.0 |
| | Disposed Of | 196 | 258 | 9 | 463 | 28,236 | 1.6 |
| | End Pending | 1,059 | 493 | 39 | 1,591 | 42,577 | 3.7 |

* TOTAL OF ALL CASES IN ALL CATEGORIES: CIVIL; DOMESTICE RELATIONS; CRIMINAL; QUASI-CRIMINAL; AND JUVENILE

** INCLUDES ADDICTED MINORS, MINORS REQUIRING AUTHORITATIVE INTERVENTION, AND TRUANTS.

JUVENILE CASELOAD

| CIRCUIT / COUNTY | | ABUSE & NEGLECT | DELINQUENT | OTHER ** | TOTAL JUVENILE | TOTAL ALL CASES * | JUVENILE AS % OF ALL CASES |
|----------------------|-------------|-----------------|------------|----------|----------------|-------------------|----------------------------|
| 5th CLARK | New Filed | 4 | 5 | 0 | 9 | 2,161 | 0.4 |
| | Reinstated | 0 | 0 | 0 | 0 | 1 | 0.0 |
| | Disposed Of | 1 | 1 | 0 | 2 | 1,958 | 0.1 |
| | End Pending | 19 | 9 | 0 | 28 | 3,775 | 0.7 |
| 5th COLES | New Filed | 50 | 98 | 1 | 149 | 6,894 | 2.2 |
| | Reinstated | 0 | 0 | 0 | 0 | 0 | 0.0 |
| | Disposed Of | 0 | 0 | 0 | 0 | 4,998 | 0.0 |
| | End Pending | 482 | 666 | 51 | 1,199 | 23,835 | 5.0 |
| 5th CUMBERLAND | New Filed | 11 | 5 | 0 | 16 | 1,041 | 1.5 |
| | Reinstated | 0 | 0 | 0 | 0 | 0 | 0.0 |
| | Disposed Of | 4 | 5 | 0 | 9 | 992 | 0.9 |
| | End Pending | 69 | 130 | 15 | 214 | 5,002 | 4.3 |
| 5th EDGAR | New Filed | 27 | 22 | 0 | 49 | 1,755 | 2.8 |
| | Reinstated | 0 | 0 | 0 | 0 | 1 | 0.0 |
| | Disposed Of | 0 | 0 | 0 | 0 | 1,077 | 0.0 |
| | End Pending | 85 | 160 | 0 | 245 | 5,224 | 4.7 |
| 5th VERMILION | New Filed | 166 | 153 | 0 | 319 | 12,514 | 2.5 |
| | Reinstated | 0 | 0 | 0 | 0 | 115 | 0.0 |
| | Disposed Of | 37 | 102 | 0 | 139 | 7,947 | 1.7 |
| | End Pending | 611 | 745 | 157 | 1,513 | 30,941 | 4.9 |
| 5th Circuit Total | New Filed | 258 | 283 | 1 | 542 | 24,365 | 2.2 |
| | Reinstated | 0 | 0 | 0 | 0 | 117 | 0.0 |
| | Disposed Of | 42 | 108 | 0 | 150 | 16,972 | 0.9 |
| | End Pending | 1,266 | 1,710 | 223 | 3,199 | 68,777 | 4.7 |
| 6th CHAMPAIGN | New Filed | 134 | 153 | 7 | 294 | 21,772 | 1.4 |
| | Reinstated | 0 | 13 | 0 | 13 | 819 | 1.6 |
| | Disposed Of | 41 | 203 | 2 | 246 | 21,038 | 1.2 |
| | End Pending | 743 | 294 | 120 | 1,157 | 46,883 | 2.5 |
| 6th DEWITT | New Filed | 17 | 14 | 0 | 31 | 1,989 | 1.6 |
| | Reinstated | 0 | 0 | 0 | 0 | 0 | 0.0 |
| | Disposed Of | 0 | 2 | 0 | 2 | 1,776 | 0.1 |
| | End Pending | 90 | 336 | 13 | 439 | 3,433 | 12.8 |
| 6th DOUGLAS | New Filed | 11 | 11 | 1 | 23 | 3,461 | 0.7 |
| | Reinstated | 0 | 0 | 0 | 0 | 7 | 0.0 |
| | Disposed Of | 8 | 8 | 0 | 16 | 2,958 | 0.5 |
| | End Pending | 11 | 5 | 2 | 18 | 3,507 | 0.5 |

* TOTAL OF ALL CASES IN ALL CATEGORIES: CIVIL; DOMESTICE RELATIONS; CRIMINAL; QUASI-CRIMINAL; AND JUVENILE ** INCLUDES ADDICTED MINORS, MINORS REQUIRING AUTHORITATIVE INTERVENTION, AND TRUANTS.

JUVENILE CASELOAD

| CIRCUIT / COUNTY | | ABUSE & NEGLECT | DELINQUENT | OTHER ** | TOTAL JUVENILE | TOTAL ALL CASES * | JUVENILE AS % OF ALL CASES |
|----------------------|-------------|-----------------|------------|----------|----------------|-------------------|----------------------------|
| 6th MACON | New Filed | 293 | 104 | 0 | 397 | 17,870 | 2.2 |
| | Reinstated | 0 | 0 | 0 | 0 | 9 | 0.0 |
| | Disposed Of | 157 | 112 | 0 | 269 | 14,880 | 1.8 |
| | End Pending | 766 | 379 | 8 | 1,153 | 16,566 | 7.0 |
| 6th MOULTRIE | New Filed | 15 | 23 | 0 | 38 | 1,793 | 2.1 |
| | Reinstated | 0 | 0 | 0 | 0 | 5 | 0.0 |
| | Disposed Of | 3 | 11 | 0 | 14 | 1,619 | 0.9 |
| | End Pending | 35 | 39 | 0 | 74 | 1,123 | 6.6 |
| 6th PIATT | New Filed | 43 | 9 | 0 | 52 | 1,807 | 2.9 |
| | Reinstated | 0 | 0 | 0 | 0 | 0 | 0.0 |
| | Disposed Of | 27 | 7 | 0 | 34 | 1,448 | 2.3 |
| | End Pending | 75 | 11 | 0 | 86 | 3,287 | 2.6 |
| 6th Circuit Total | New Filed | 513 | 314 | 8 | 835 | 48,692 | 1.7 |
| | Reinstated | 0 | 13 | 0 | 13 | 840 | 1.5 |
| | Disposed Of | 236 | 343 | 2 | 581 | 43,719 | 1.3 |
| | End Pending | 1,720 | 1,064 | 143 | 2,927 | 74,799 | 3.9 |
| 7th GREENE | New Filed | 17 | 21 | 0 | 38 | 1,932 | 2.0 |
| | Reinstated | 0 | 0 | 0 | 0 | 8 | 0.0 |
| | Disposed Of | 8 | 20 | 0 | 28 | 1,755 | 1.6 |
| | End Pending | 38 | 16 | 0 | 54 | 1,136 | 4.8 |
| 7th JERSEY | New Filed | 20 | 27 | 0 | 47 | 5,402 | 0.9 |
| | Reinstated | 0 | 0 | 0 | 0 | 0 | 0.0 |
| | Disposed Of | 0 | 1 | 0 | 1 | 4,830 | 0.0 |
| | End Pending | 165 | 122 | 1 | 288 | 3,786 | 7.6 |
| 7th MACOUPIN | New Filed | 100 | 29 | 1 | 130 | 6,830 | 1.9 |
| | Reinstated | 0 | 0 | 0 | 0 | 2 | 0.0 |
| | Disposed Of | 37 | 9 | 3 | 49 | 5,520 | 0.9 |
| | End Pending | 336 | 211 | 72 | 619 | 13,015 | 4.8 |
| 7th MORGAN | New Filed | 32 | 12 | 0 | 44 | 3,481 | 1.3 |
| | Reinstated | 0 | 0 | 0 | 0 | 2 | 0.0 |
| | Disposed Of | 7 | 4 | 0 | 11 | 3,298 | 0.3 |
| | End Pending | 101 | 41 | 0 | 142 | 3,184 | 4.5 |
| 7th SANGAMON | New Filed | 359 | 90 | 6 | 455 | 38,476 | 1.2 |
| | Reinstated | 0 | 0 | 0 | 0 | 0 | 0.0 |
| | Disposed Of | 742 | 93 | 31 | 866 | 44,545 | 1.9 |
| | End Pending | 798 | 409 | 40 | 1,247 | 78,631 | 1.6 |

* TOTAL OF ALL CASES IN ALL CATEGORIES: CIVIL; DOMESTICE RELATIONS; CRIMINAL; QUASI-CRIMINAL; AND JUVENILE

** INCLUDES ADDICTED MINORS, MINORS REQUIRING AUTHORITATIVE INTERVENTION, AND TRUANTS.

JUVENILE CASELOAD

| CIRCUIT / COUNTY | | ABUSE & NEGLECT | DELINQUENT | OTHER ** | TOTAL JUVENILE | TOTAL ALL CASES * | JUVENILE AS % OF ALL CASES |
|----------------------|-------------|-----------------|------------|----------|----------------|-------------------|----------------------------|
| 7th SCOTT | New Filed | 2 | 5 | 0 | 7 | 864 | 0.8 |
| | Reinstated | 0 | 0 | 0 | 0 | 0 | 0.0 |
| | Disposed Of | 0 | 0 | 0 | 0 | 651 | 0.0 |
| | End Pending | 30 | 96 | 0 | 126 | 1,408 | 8.9 |
| 7th Circuit Total | New Filed | 530 | 184 | 7 | 721 | 56,985 | 1.3 |
| | Reinstated | 0 | 0 | 0 | 0 | 12 | 0.0 |
| | Disposed Of | 794 | 127 | 34 | 955 | 60,599 | 1.6 |
| | End Pending | 1,468 | 895 | 113 | 2,476 | 101,160 | 2.4 |
| 8th ADAMS | New Filed | 99 | 49 | 7 | 155 | 9,314 | 1.7 |
| | Reinstated | 0 | 0 | 0 | 0 | 20 | 0.0 |
| | Disposed Of | 49 | 39 | 2 | 90 | 9,112 | 1.0 |
| | End Pending | 290 | 104 | 16 | 410 | 8,541 | 4.8 |
| 8th BROWN | New Filed | 3 | 0 | 0 | 3 | 985 | 0.3 |
| | Reinstated | 0 | 0 | 0 | 0 | 0 | 0.0 |
| | Disposed Of | 0 | 0 | 0 | 0 | 881 | 0.0 |
| | End Pending | 19 | 4 | 0 | 23 | 784 | 2.9 |
| 8th CALHOUN | New Filed | 4 | 2 | 0 | 6 | 589 | 1.0 |
| | Reinstated | 0 | 0 | 0 | 0 | 0 | 0.0 |
| | Disposed Of | 1 | 1 | 0 | 2 | 486 | 0.4 |
| | End Pending | 8 | 2 | 0 | 10 | 501 | 2.0 |
| 8th CASS | New Filed | 21 | 22 | 0 | 43 | 1,978 | 2.2 |
| | Reinstated | 0 | 0 | 0 | 0 | 7 | 0.0 |
| | Disposed Of | 14 | 19 | 0 | 33 | 1,806 | 1.8 |
| | End Pending | 43 | 23 | 0 | 66 | 1,992 | 3.3 |
| 8th MASON | New Filed | 30 | 17 | 1 | 48 | 2,931 | 1.6 |
| | Reinstated | 0 | 0 | 0 | 0 | 1 | 0.0 |
| | Disposed Of | 20 | 20 | 0 | 40 | 2,388 | 1.7 |
| | End Pending | 117 | 30 | 1 | 148 | 3,979 | 3.7 |
| 8th MENARD | New Filed | 21 | 1 | 0 | 22 | 779 | 2.8 |
| | Reinstated | 0 | 0 | 0 | 0 | 4 | 0.0 |
| | Disposed Of | 3 | 1 | 0 | 4 | 741 | 0.5 |
| | End Pending | 34 | 1 | 0 | 35 | 691 | 5.1 |
| 8th PIKE | New Filed | 19 | 21 | 3 | 43 | 3,497 | 1.2 |
| | Reinstated | 0 | 0 | 0 | 0 | 2 | 0.0 |
| | Disposed Of | 0 | 0 | 0 | 0 | 2,774 | 0.0 |
| | End Pending | 137 | 432 | 63 | 632 | 6,315 | 10.0 |

* TOTAL OF ALL CASES IN ALL CATEGORIES: CIVIL; DOMESTICE RELATIONS; CRIMINAL; QUASI-CRIMINAL; AND JUVENILE

** INCLUDES ADDICTED MINORS, MINORS REQUIRING AUTHORITATIVE INTERVENTION, AND TRUANTS.

JUVENILE CASELOAD

| CIRCUIT / COUNTY | | ABUSE & NEGLECT | DELINQUENT | OTHER ** | TOTAL JUVENILE | TOTAL ALL CASES * | JUVENILE AS % OF ALL CASES |
|----------------------|-------------|-----------------|------------|----------|----------------|-------------------|----------------------------|
| 8th SCHUYLER | New Filed | 5 | 4 | 0 | 9 | 1,354 | 0.7 |
| | Reinstated | 0 | 0 | 0 | 0 | 2 | 0.0 |
| | Disposed Of | 4 | 4 | 0 | 8 | 1,300 | 0.6 |
| | End Pending | 13 | 1 | 1 | 15 | 1,412 | 1.1 |
| 8th Circuit Total | New Filed | 202 | 116 | 11 | 329 | 21,427 | 1.5 |
| | Reinstated | 0 | 0 | 0 | 0 | 36 | 0.0 |
| | Disposed Of | 91 | 84 | 2 | 177 | 19,488 | 0.9 |
| | End Pending | 661 | 597 | 81 | 1,339 | 24,215 | 5.5 |
| 9th FULTON | New Filed | 76 | 25 | 2 | 103 | 5,035 | 2.0 |
| | Reinstated | 0 | 0 | 0 | 0 | 6 | 0.0 |
| | Disposed Of | 38 | 26 | 10 | 74 | 4,279 | 1.7 |
| | End Pending | 176 | 152 | 7 | 335 | 4,999 | 6.7 |
| 9th HANCOCK | New Filed | 9 | 11 | 0 | 20 | 2,250 | 0.9 |
| | Reinstated | 0 | 0 | 0 | 0 | 0 | 0.0 |
| | Disposed Of | 23 | 12 | 0 | 35 | 1,479 | 2.4 |
| | End Pending | 10 | 2 | 0 | 12 | 2,943 | 0.4 |
| 9th HENDERSON | New Filed | 4 | 3 | 1 | 8 | 2,318 | 0.3 |
| | Reinstated | 0 | 0 | 0 | 0 | 0 | 0.0 |
| | Disposed Of | 2 | 6 | 1 | 9 | 2,012 | 0.4 |
| | End Pending | 3 | 3 | 0 | 6 | 1,130 | 0.5 |
| 9th KNOX | New Filed | 63 | 54 | 0 | 117 | 8,110 | 1.4 |
| | Reinstated | 0 | 0 | 0 | 0 | 0 | 0.0 |
| | Disposed Of | 24 | 57 | 0 | 81 | 7,966 | 1.0 |
| | End Pending | 171 | 67 | 0 | 238 | 10,380 | 2.3 |
| 9th MCDONOUGH | New Filed | 43 | 32 | 1 | 76 | 3,598 | 2.1 |
| | Reinstated | 0 | 0 | 0 | 0 | 0 | 0.0 |
| | Disposed Of | 1 | 30 | 5 | 36 | 4,555 | 0.8 |
| | End Pending | 168 | 127 | 6 | 301 | 5,888 | 5.1 |
| 9th WARREN | New Filed | 19 | 16 | 0 | 35 | 2,270 | 1.5 |
| | Reinstated | 0 | 0 | 0 | 0 | 4 | 0.0 |
| | Disposed Of | 0 | 0 | 0 | 0 | 1,875 | 0.0 |
| | End Pending | 100 | 142 | 1 | 243 | 2,752 | 8.8 |
| 9th Circuit Total | New Filed | 214 | 141 | 4 | 359 | 23,581 | 1.5 |
| | Reinstated | 0 | 0 | 0 | 0 | 10 | 0.0 |
| | Disposed Of | 88 | 131 | 16 | 235 | 22,166 | 1.1 |
| | End Pending | 628 | 493 | 14 | 1,135 | 28,092 | 4.0 |

* TOTAL OF ALL CASES IN ALL CATEGORIES: CIVIL; DOMESTICE RELATIONS; CRIMINAL; QUASI-CRIMINAL; AND JUVENILE

** INCLUDES ADDICTED MINORS, MINORS REQUIRING AUTHORITATIVE INTERVENTION, AND TRUANTS.

JUVENILE CASELOAD

| CIRCUIT / COUNTY | | ABUSE & NEGLECT | DELINQUENT | OTHER ** | TOTAL JUVENILE | TOTAL ALL CASES * | JUVENILE AS % OF ALL CASES |
|-----------------------|-------------|-----------------|------------|----------|----------------|-------------------|----------------------------|
| 10th MARSHALL | New Filed | 20 | 4 | 0 | 24 | 902 | 2.7 |
| | Reinstated | 0 | 0 | 0 | 0 | 0 | 0.0 |
| | Disposed Of | 5 | 1 | 0 | 6 | 896 | 0.7 |
| | End Pending | 20 | 2 | 1 | 23 | 1,197 | 1.9 |
| 10th PEORIA | New Filed | 574 | 359 | 9 | 942 | 23,854 | 3.9 |
| | Reinstated | 0 | 0 | 0 | 0 | 31 | 0.0 |
| | Disposed Of | 456 | 243 | 3 | 702 | 19,873 | 3.5 |
| | End Pending | 1,271 | 241 | 18 | 1,530 | 35,344 | 4.3 |
| 10th PUTNAM | New Filed | 5 | 11 | 0 | 16 | 1,084 | 1.5 |
| | Reinstated | 0 | 0 | 0 | 0 | 0 | 0.0 |
| | Disposed Of | 0 | 0 | 0 | 0 | 904 | 0.0 |
| | End Pending | 6 | 47 | 5 | 58 | 882 | 6.6 |
| 10th STARK | New Filed | 0 | 0 | 0 | 0 | 1,114 | 0.0 |
| | Reinstated | 0 | 0 | 0 | 0 | 0 | 0.0 |
| | Disposed Of | 0 | 3 | 0 | 3 | 995 | 0.3 |
| | End Pending | 1 | 3 | 1 | 5 | 685 | 0.7 |
| 10th TAZEWELL | New Filed | 311 | 94 | 1 | 406 | 19,031 | 2.1 |
| | Reinstated | 0 | 0 | 0 | 0 | 364 | 0.0 |
| | Disposed Of | 78 | 68 | 2 | 148 | 16,874 | 0.9 |
| | End Pending | 823 | 280 | 84 | 1,187 | 16,385 | 7.2 |
| 10th Circuit Total | New Filed | 910 | 468 | 10 | 1,388 | 45,985 | 3.0 |
| | Reinstated | 0 | 0 | 0 | 0 | 395 | 0.0 |
| | Disposed Of | 539 | 315 | 5 | 859 | 39,542 | 2.2 |
| | End Pending | 2,121 | 573 | 109 | 2,803 | 54,493 | 5.1 |
| 11th FORD | New Filed | 15 | 11 | 0 | 26 | 1,343 | 1.9 |
| | Reinstated | 9 | 5 | 0 | 14 | 60 | 23.3 |
| | Disposed Of | 1 | 0 | 0 | 1 | 1,000 | 0.1 |
| | End Pending | 40 | 70 | 2 | 112 | 2,610 | 4.3 |
| 11th LIVINGSTON | New Filed | 56 | 25 | 2 | 83 | 5,077 | 1.6 |
| | Reinstated | 0 | 0 | 0 | 0 | 0 | 0.0 |
| | Disposed Of | 37 | 23 | 0 | 60 | 4,396 | 1.4 |
| | End Pending | 126 | 49 | 12 | 187 | 7,012 | 2.7 |
| 11th LOGAN | New Filed | 65 | 29 | 0 | 94 | 4,831 | 1.9 |
| | Reinstated | 0 | 0 | 0 | 0 | 0 | 0.0 |
| | Disposed Of | 59 | 29 | 1 | 89 | 3,921 | 2.3 |
| | End Pending | 115 | 56 | 0 | 171 | 6,347 | 2.7 |

* TOTAL OF ALL CASES IN ALL CATEGORIES: CIVIL; DOMESTICE RELATIONS; CRIMINAL; QUASI-CRIMINAL; AND JUVENILE

** INCLUDES ADDICTED MINORS, MINORS REQUIRING AUTHORITATIVE INTERVENTION, AND TRUANTS.

JUVENILE CASELOAD

| CIRCUIT / COUNTY | | ABUSE & NEGLECT | DELINQUENT | OTHER ** | TOTAL JUVENILE | TOTAL ALL CASES * | JUVENILE AS % OF ALL CASES |
|-----------------------|-------------|-----------------|------------|----------|----------------|-------------------|----------------------------|
| 11th MCLEAN | New Filed | 165 | 143 | 0 | 308 | 26,491 | 1.2 |
| | Reinstated | 2 | 0 | 0 | 2 | 909 | 0.2 |
| | Disposed Of | 140 | 148 | 0 | 288 | 26,795 | 1.1 |
| | End Pending | 285 | 167 | 0 | 452 | 16,344 | 2.8 |
| 11th WOODFORD | New Filed | 35 | 27 | 0 | 62 | 2,849 | 2.2 |
| | Reinstated | 0 | 0 | 0 | 0 | 20 | 0.0 |
| | Disposed Of | 17 | 31 | 0 | 48 | 2,964 | 1.6 |
| | End Pending | 158 | 108 | 0 | 266 | 6,569 | 4.0 |
| 11th Circuit Total | New Filed | 336 | 235 | 2 | 573 | 40,591 | 1.4 |
| | Reinstated | 11 | 5 | 0 | 16 | 989 | 1.6 |
| | Disposed Of | 254 | 231 | 1 | 486 | 39,076 | 1.2 |
| | End Pending | 724 | 450 | 14 | 1,188 | 38,882 | 3.1 |
| 12th WILL | New Filed | 343 | 253 | 11 | 607 | 95,532 | 0.6 |
| | Reinstated | 11 | 11 | 1 | 23 | 3,137 | 0.7 |
| | Disposed Of | 251 | 385 | 11 | 647 | 89,476 | 0.7 |
| | End Pending | 537 | 441 | 13 | 991 | 96,936 | 1.0 |
| 12th Circuit Total | New Filed | 343 | 253 | 11 | 607 | 95,532 | 0.6 |
| | Reinstated | 11 | 11 | 1 | 23 | 3,137 | 0.7 |
| | Disposed Of | 251 | 385 | 11 | 647 | 89,476 | 0.7 |
| | End Pending | 537 | 441 | 13 | 991 | 96,936 | 1.0 |
| 13th BUREAU | New Filed | 22 | 39 | 0 | 61 | 3,531 | 1.7 |
| | Reinstated | 0 | 0 | 0 | 0 | 0 | 0.0 |
| | Disposed Of | 0 | 0 | 0 | 0 | 3,320 | 0.0 |
| | End Pending | 90 | 294 | 12 | 396 | 4,850 | 8.2 |
| 13th GRUNDY | New Filed | 42 | 27 | 0 | 69 | 9,233 | 0.7 |
| | Reinstated | 0 | 0 | 0 | 0 | 50 | 0.0 |
| | Disposed Of | 7 | 35 | 0 | 42 | 8,582 | 0.5 |
| | End Pending | 59 | 116 | 0 | 175 | 4,640 | 3.8 |
| 13th LASALLE | New Filed | 56 | 92 | 6 | 154 | 15,998 | 1.0 |
| | Reinstated | 0 | 0 | 0 | 0 | 465 | 0.0 |
| | Disposed Of | 33 | 104 | 4 | 141 | 15,386 | 0.9 |
| | End Pending | 53 | 49 | 10 | 112 | 12,681 | 0.9 |
| 13th Circuit Total | New Filed | 120 | 158 | 6 | 284 | 28,762 | 1.0 |
| | Reinstated | 0 | 0 | 0 | 0 | 515 | 0.0 |
| | Disposed Of | 40 | 139 | 4 | 183 | 27,288 | 0.7 |
| | End Pending | 202 | 459 | 22 | 683 | 22,171 | 3.1 |

* TOTAL OF ALL CASES IN ALL CATEGORIES: CIVIL; DOMESTICE RELATIONS; CRIMINAL; QUASI-CRIMINAL; AND JUVENILE

** INCLUDES ADDICTED MINORS, MINORS REQUIRING AUTHORITATIVE INTERVENTION, AND TRUANTS.

JUVENILE CASELOAD

| CIRCUIT / COUNTY | | ABUSE & NEGLECT | DELINQUENT | OTHER ** | TOTAL JUVENILE | TOTAL ALL CASES * | JUVENILE AS % OF ALL CASES |
|-----------------------|-------------|-----------------|------------|----------|----------------|-------------------|----------------------------|
| 14th HENRY | New Filed | 64 | 25 | 4 | 93 | 7,251 | 1.3 |
| | Reinstated | 0 | 0 | 0 | 0 | 0 | 0.0 |
| | Disposed Of | 41 | 1 | 8 | 50 | 6,065 | 0.8 |
| | End Pending | 144 | 239 | 39 | 422 | 12,443 | 3.4 |
| 14th MERCER | New Filed | 8 | 14 | 1 | 23 | 1,179 | 2.0 |
| | Reinstated | 0 | 0 | 0 | 0 | 0 | 0.0 |
| | Disposed Of | 0 | 2 | 0 | 2 | 953 | 0.2 |
| | End Pending | 74 | 56 | 7 | 137 | 1,430 | 9.6 |
| 14th ROCK ISLAND | New Filed | 144 | 128 | 2 | 274 | 20,650 | 1.3 |
| | Reinstated | 0 | 0 | 0 | 0 | 2 | 0.0 |
| | Disposed Of | 68 | 97 | 0 | 165 | 18,157 | 0.9 |
| | End Pending | 414 | 438 | 11 | 863 | 38,778 | 2.2 |
| 14th WHITESIDE | New Filed | 47 | 27 | 4 | 78 | 9,770 | 0.8 |
| | Reinstated | 0 | 0 | 0 | 0 | 4 | 0.0 |
| | Disposed Of | 56 | 34 | 5 | 95 | 9,832 | 1.0 |
| | End Pending | 160 | 12 | 1 | 173 | 9,363 | 1.8 |
| 14th Circuit Total | New Filed | 263 | 194 | 11 | 468 | 38,850 | 1.2 |
| | Reinstated | 0 | 0 | 0 | 0 | 6 | 0.0 |
| | Disposed Of | 165 | 134 | 13 | 312 | 35,007 | 0.9 |
| | End Pending | 792 | 745 | 58 | 1,595 | 62,014 | 2.6 |
| 15th CARROLL | New Filed | 11 | 3 | 4 | 18 | 2,524 | 0.7 |
| | Reinstated | 0 | 0 | 0 | 0 | 0 | 0.0 |
| | Disposed Of | 0 | 0 | 0 | 0 | 2,140 | 0.0 |
| | End Pending | 48 | 25 | 6 | 79 | 2,682 | 2.9 |
| 15th JO DAVIESS | New Filed | 25 | 1 | 0 | 26 | 3,219 | 0.8 |
| | Reinstated | 0 | 0 | 0 | 0 | 0 | 0.0 |
| | Disposed Of | 12 | 1 | 0 | 13 | 2,849 | 0.5 |
| | End Pending | 33 | 0 | 0 | 33 | 3,115 | 1.1 |
| 15th LEE | New Filed | 38 | 12 | 2 | 52 | 5,431 | 1.0 |
| | Reinstated | 4 | 4 | 0 | 8 | 16 | 50.0 |
| | Disposed Of | 12 | 9 | 1 | 22 | 4,676 | 0.5 |
| | End Pending | 29 | 39 | 8 | 76 | 7,377 | 1.0 |
| 15th OGLE | New Filed | 28 | 34 | 1 | 63 | 7,797 | 0.8 |
| | Reinstated | 0 | 0 | 0 | 0 | 0 | 0.0 |
| | Disposed Of | 24 | 31 | 1 | 56 | 7,095 | 0.8 |
| | End Pending | 121 | 272 | 52 | 445 | 11,229 | 4.0 |

* TOTAL OF ALL CASES IN ALL CATEGORIES: CIVIL; DOMESTICE RELATIONS; CRIMINAL; QUASI-CRIMINAL; AND JUVENILE

** INCLUDES ADDICTED MINORS, MINORS REQUIRING AUTHORITATIVE INTERVENTION, AND TRUANTS.

JUVENILE CASELOAD

| CIRCUIT / COUNTY | | ABUSE & NEGLECT | DELINQUENT | OTHER ** | TOTAL JUVENILE | TOTAL ALL CASES * | JUVENILE AS % OF ALL CASES |
|-----------------------|-------------|-----------------|------------|----------|----------------|-------------------|----------------------------|
| 15th STEPHENSON | New Filed | 114 | 71 | 1 | 186 | 8,385 | 2.2 |
| | Reinstated | 0 | 0 | 0 | 0 | 0 | 0.0 |
| | Disposed Of | 64 | 75 | 2 | 141 | 7,626 | 1.8 |
| | End Pending | 146 | 146 | 1 | 293 | 7,233 | 4.1 |
| 15th Circuit Total | New Filed | 216 | 121 | 8 | 345 | 27,356 | 1.3 |
| | Reinstated | 4 | 4 | 0 | 8 | 16 | 50.0 |
| | Disposed Of | 112 | 116 | 4 | 232 | 24,386 | 1.0 |
| | End Pending | 377 | 482 | 67 | 926 | 31,636 | 2.9 |
| 16th KANE | New Filed | 234 | 299 | 3 | 536 | 64,308 | 0.8 |
| | Reinstated | 0 | 0 | 0 | 0 | 79 | 0.0 |
| | Disposed Of | 15 | 286 | 1 | 302 | 28,415 | 1.1 |
| | End Pending | 281 | 487 | 39 | 807 | 102,258 | 0.8 |
| 16th Circuit Total | New Filed | 234 | 299 | 3 | 536 | 64,308 | 0.8 |
| | Reinstated | 0 | 0 | 0 | 0 | 79 | 0.0 |
| | Disposed Of | 15 | 286 | 1 | 302 | 28,415 | 1.1 |
| | End Pending | 281 | 487 | 39 | 807 | 102,258 | 0.8 |
| 17th BOONE | New Filed | 30 | 106 | 3 | 139 | 7,960 | 1.7 |
| | Reinstated | 0 | 0 | 0 | 0 | 2 | 0.0 |
| | Disposed Of | 15 | 121 | 14 | 150 | 7,384 | 2.0 |
| | End Pending | 65 | 185 | 0 | 250 | 13,417 | 1.9 |
| 17th WINNEBAGO | New Filed | 568 | 248 | 5 | 821 | 41,744 | 2.0 |
| | Reinstated | 0 | 0 | 0 | 0 | 150 | 0.0 |
| | Disposed Of | 398 | 306 | 23 | 727 | 43,231 | 1.7 |
| | End Pending | 1,527 | 1,345 | 147 | 3,019 | 70,756 | 4.3 |
| 17th Circuit Total | New Filed | 598 | 354 | 8 | 960 | 49,704 | 1.9 |
| | Reinstated | 0 | 0 | 0 | 0 | 152 | 0.0 |
| | Disposed Of | 413 | 427 | 37 | 877 | 50,615 | 1.7 |
| | End Pending | 1,592 | 1,530 | 147 | 3,269 | 84,173 | 3.9 |
| 18th DUPAGE | New Filed | 96 | 247 | 7 | 350 | 118,433 | 0.3 |
| | Reinstated | 4 | 34 | 0 | 38 | 7,447 | 0.5 |
| | Disposed Of | 67 | 302 | 10 | 379 | 103,904 | 0.4 |
| | End Pending | 169 | 362 | 3 | 534 | 74,590 | 0.7 |
| 18th Circuit Total | New Filed | 96 | 247 | 7 | 350 | 118,433 | 0.3 |
| | Reinstated | 4 | 34 | 0 | 38 | 7,447 | 0.5 |
| | Disposed Of | 67 | 302 | 10 | 379 | 103,904 | 0.4 |
| | End Pending | 169 | 362 | 3 | 534 | 74,590 | 0.7 |

* TOTAL OF ALL CASES IN ALL CATEGORIES: CIVIL; DOMESTICE RELATIONS; CRIMINAL; QUASI-CRIMINAL; AND JUVENILE

** INCLUDES ADDICTED MINORS, MINORS REQUIRING AUTHORITATIVE INTERVENTION, AND TRUANTS.

JUVENILE CASELOAD

| CIRCUIT / COUNTY | | ABUSE & NEGLECT | DELINQUENT | OTHER ** | TOTAL JUVENILE | TOTAL ALL CASES * | JUVENILE AS % OF ALL CASES |
|-----------------------|-------------|-----------------|------------|----------|----------------|-------------------|----------------------------|
| 19th LAKE | New Filed | 360 | 363 | 3 | 726 | 80,802 | 0.9 |
| | Reinstated | 2 | 18 | 0 | 20 | 2,944 | 0.7 |
| | Disposed Of | 241 | 509 | 21 | 771 | 81,242 | 0.9 |
| | End Pending | 708 | 379 | 0 | 1,087 | 40,047 | 2.7 |
| 19th Circuit Total | New Filed | 360 | 363 | 3 | 726 | 80,802 | 0.9 |
| | Reinstated | 2 | 18 | 0 | 20 | 2,944 | 0.7 |
| | Disposed Of | 241 | 509 | 21 | 771 | 81,242 | 0.9 |
| | End Pending | 708 | 379 | 0 | 1,087 | 40,047 | 2.7 |
| 20th MONROE | New Filed | 3 | 24 | 1 | 28 | 3,702 | 0.8 |
| | Reinstated | 0 | 0 | 0 | 0 | 4 | 0.0 |
| | Disposed Of | 5 | 0 | 0 | 5 | 3,415 | 0.1 |
| | End Pending | 27 | 66 | 4 | 97 | 4,621 | 2.1 |
| 20th PERRY | New Filed | 8 | 11 | 0 | 19 | 2,102 | 0.9 |
| | Reinstated | 0 | 0 | 0 | 0 | 0 | 0.0 |
| | Disposed Of | 0 | 1 | 0 | 1 | 1,966 | 0.1 |
| | End Pending | 148 | 75 | 15 | 238 | 3,572 | 6.7 |
| 20th RANDOPLH | New Filed | 33 | 27 | 0 | 60 | 3,184 | 1.9 |
| | Reinstated | 0 | 0 | 0 | 0 | 9 | 0.0 |
| | Disposed Of | 9 | 15 | 0 | 24 | 2,811 | 0.9 |
| | End Pending | 94 | 28 | 1 | 123 | 2,936 | 4.2 |
| 20th ST. CLAIR | New Filed | 286 | 237 | 2 | 525 | 44,210 | 1.2 |
| | Reinstated | 0 | 0 | 0 | 0 | 436 | 0.0 |
| | Disposed Of | 100 | 142 | 1 | 243 | 41,579 | 0.6 |
| | End Pending | 499 | 424 | 3 | 926 | 120,602 | 0.8 |
| 20th WASHINGTON | New Filed | 11 | 16 | 6 | 33 | 1,607 | 2.1 |
| | Reinstated | 0 | 0 | 0 | 0 | 0 | 0.0 |
| | Disposed Of | 3 | 4 | 1 | 8 | 1,257 | 0.6 |
| | End Pending | 86 | 154 | 26 | 266 | 3,175 | 8.4 |
| 20th Circuit Total | New Filed | 341 | 315 | 9 | 665 | 54,805 | 1.2 |
| | Reinstated | 0 | 0 | 0 | 0 | 449 | 0.0 |
| | Disposed Of | 117 | 162 | 2 | 281 | 51,028 | 0.6 |
| | End Pending | 854 | 747 | 49 | 1,650 | 134,906 | 1.2 |
| 21st IROQUOIS | New Filed | 26 | 16 | 0 | 42 | 4,502 | 0.9 |
| | Reinstated | 0 | 0 | 0 | 0 | 0 | 0.0 |
| | Disposed Of | 10 | 21 | 0 | 31 | 3,716 | 0.8 |
| | End Pending | 65 | 15 | 11 | 91 | 11,039 | 0.8 |

* TOTAL OF ALL CASES IN ALL CATEGORIES: CIVIL; DOMESTICE RELATIONS; CRIMINAL; QUASI-CRIMINAL; AND JUVENILE

** INCLUDES ADDICTED MINORS, MINORS REQUIRING AUTHORITATIVE INTERVENTION, AND TRUANTS.

JUVENILE CASELOAD

| CIRCUIT / COUNTY | | ABUSE & NEGLECT | DELINQUENT | OTHER ** | TOTAL JUVENILE | TOTAL ALL CASES * | JUVENILE AS % OF ALL CASES |
|-----------------------|-------------|-----------------|------------|----------|----------------|-------------------|----------------------------|
| 21st KANKAKEE | New Filed | 62 | 102 | 0 | 164 | 19,201 | 0.9 |
| | Reinstated | 0 | 0 | 0 | 0 | 0 | 0.0 |
| | Disposed Of | 18 | 162 | 3 | 183 | 7,158 | 2.6 |
| | End Pending | 127 | 237 | 8 | 372 | 24,304 | 1.5 |
| 21st Circuit Total | New Filed | 88 | 118 | 0 | 206 | 23,703 | 0.9 |
| | Reinstated | 0 | 0 | 0 | 0 | 0 | 0.0 |
| | Disposed Of | 28 | 183 | 3 | 214 | 10,874 | 2.0 |
| | End Pending | 192 | 252 | 19 | 463 | 35,343 | 1.3 |
| 22nd MCHENRY | New Filed | 130 | 152 | 4 | 286 | 40,176 | 0.7 |
| | Reinstated | 4 | 2 | 0 | 6 | 1,566 | 0.4 |
| | Disposed Of | 82 | 170 | 3 | 255 | 39,096 | 0.7 |
| | End Pending | 239 | 224 | 3 | 466 | 18,796 | 2.5 |
| 22nd Circuit Total | New Filed | 130 | 152 | 4 | 286 | 40,176 | 0.7 |
| | Reinstated | 4 | 2 | 0 | 6 | 1,566 | 0.4 |
| | Disposed Of | 82 | 170 | 3 | 255 | 39,096 | 0.7 |
| | End Pending | 239 | 224 | 3 | 466 | 18,796 | 2.5 |
| 23rd DEKALB | New Filed | 73 | 60 | 12 | 145 | 13,759 | 1.1 |
| | Reinstated | 0 | 0 | 0 | 0 | 201 | 0.0 |
| | Disposed Of | 34 | 66 | 3 | 103 | 10,516 | 1.0 |
| | End Pending | 222 | 291 | 79 | 592 | 16,344 | 3.6 |
| 23rd KENDALL | New Filed | 58 | 142 | 8 | 208 | 9,348 | 2.2 |
| | Reinstated | 0 | 3 | 0 | 3 | 197 | 1.5 |
| | Disposed Of | 24 | 162 | 7 | 193 | 8,663 | 2.2 |
| | End Pending | 92 | 551 | 20 | 663 | 8,789 | 7.5 |
| 23rd Circuit Total | New Filed | 131 | 202 | 20 | 353 | 23,107 | 1.5 |
| | Reinstated | 0 | 3 | 0 | 3 | 398 | 0.8 |
| | Disposed Of | 58 | 228 | 10 | 296 | 19,179 | 1.5 |
| | End Pending | 314 | 842 | 99 | 1,255 | 25,133 | 5.0 |
| Downstate Total | New Filed | 7,317 | 5,530 | 199 | 13,046 | 1,072,732 | 1.2 |
| | Reinstated | 36 | 90 | 1 | 127 | 19,775 | 0.6 |
| | Disposed Of | 4,588 | 5,263 | 222 | 10,073 | 948,835 | 1.1 |
| | End Pending | 18,457 | 14,989 | 1,764 | 35,210 | 1,442,665 | 2.4 |
| COOK | New Filed | 1,737 | 1,811 | 0 | 3,548 | 551,051 | 0.6 |
| | Reinstated | 0 | 0 | 0 | 0 | 14,408 | 0.0 |
| | Disposed Of | 1,890 | 129 | 0 | 2,019 | 418,903 | 0.5 |
| | End Pending | 2,513 | 18,473 | 0 | 20,986 | 1,804,492 | 1.2 |
| State Total | New Filed | 9,054 | 7,341 | 199 | 16,594 | 1,623,783 | 1.0 |
| | Reinstated | 36 | 90 | 1 | 127 | 34,183 | 0.4 |
| | Disposed Of | 6,478 | 5,392 | 222 | 12,092 | 1,367,738 | 0.9 |
| | End Pending | 20,970 | 33,462 | 1,764 | 56,196 | 3,247,157 | 1.7 |

* TOTAL OF ALL CASES IN ALL CATEGORIES: CIVIL; DOMESTICE RELATIONS; CRIMINAL; QUASI-CRIMINAL; AND JUVENILE

** INCLUDES ADDICTED MINORS, MINORS REQUIRING AUTHORITATIVE INTERVENTION, AND TRUANTS.

AGE OF PENDING CASES BY CASE CATEGORY

DOWNSTATE CIRCUITS AS OF DECEMBER 31, 2020

| CASE CATEGORY | 2020 NO. PENDING & % OF TOTAL PENDING CASES | | 2019 NO. PENDING & % OF TOTAL PENDING CASES | | 2018 NO. PENDING & % OF TOTAL PENDING CASES | | 2017 NO. PENDING & % OF TOTAL PENDING CASES | | 2016 NO. PENDING & % OF TOTAL PENDING CASES | | BEFORE 2016 NO. PENDING & % OF TOTAL PENDING CASES | | TOTAL PENDING CASES | % PENDING MORE THAN 12 MONTHS |
|-------------------------|---|-------------|---|-------------|---|------------|---|------------|---|------------|--|-------------|---------------------|-------------------------------|
| | No. | % | No. | % | No. | % | No. | % | No. | % | No. | % | | |
| ADOPTION | 821 | 29.3 | 440 | 15.7 | 283 | 10.1 | 230 | 8.2 | 154 | 5.5 | 876 | 31.2 | 2,804 | 70.7 |
| ARBITRATION | 3,872 | 65.2 | 1,199 | 20.2 | 559 | 9.4 | 91 | 1.5 | 46 | 0.8 | 172 | 2.9 | 5,939 | 34.8 |
| CHANCERY | 4,923 | 23.5 | 5,245 | 25.1 | 2,429 | 11.6 | 1,285 | 6.1 | 854 | 4.1 | 6,200 | 29.6 | 20,936 | 76.5 |
| DISSOLUTION OF MARRIAGE | 11,011 | 41.2 | 4,676 | 17.5 | 2,009 | 7.5 | 1,225 | 4.6 | 848 | 3.2 | 6,956 | 26.0 | 26,725 | 58.8 |
| EMINENT DOMAIN | 75 | 24.4 | 41 | 13.4 | 47 | 15.3 | 17 | 5.5 | 14 | 4.6 | 113 | 36.8 | 307 | 75.6 |
| FAMILY | 6,484 | 21.3 | 4,232 | 13.9 | 2,894 | 9.5 | 2,443 | 8.0 | 2,016 | 6.6 | 12,336 | 40.6 | 30,405 | 78.7 |
| LAW > \$50,000 | 9,486 | 30.0 | 7,042 | 22.2 | 4,370 | 13.8 | 2,860 | 9.0 | 1,442 | 4.6 | 6,472 | 20.4 | 31,672 | 70.0 |
| LAW = < \$50,000 | 6,679 | 20.6 | 3,930 | 12.1 | 2,399 | 7.4 | 1,818 | 5.6 | 1,496 | 4.6 | 16,108 | 49.7 | 32,430 | 79.4 |
| MUNICIPAL CORPORATION | 28 | 9.6 | 14 | 4.8 | 8 | 2.7 | 10 | 3.4 | 62 | 21.2 | 171 | 58.4 | 293 | 90.4 |
| MENTAL HEALTH | 665 | 41.7 | 267 | 16.7 | 256 | 16.0 | 68 | 4.3 | 51 | 3.2 | 289 | 18.1 | 1,596 | 58.3 |
| MISCELLANEOUS REMEDY | 9,115 | 27.5 | 6,095 | 18.4 | 3,787 | 11.4 | 2,902 | 8.8 | 2,450 | 7.4 | 8,788 | 26.5 | 33,137 | 72.5 |
| ORDER OF PROTECTION | 2,910 | 35.4 | 1,486 | 18.1 | 767 | 9.3 | 605 | 7.4 | 276 | 3.4 | 2,183 | 26.5 | 8,227 | 64.6 |
| PROBATE | 13,027 | 15.6 | 9,142 | 11.0 | 6,822 | 8.2 | 5,749 | 6.9 | 4,700 | 5.6 | 43,928 | 52.7 | 83,368 | 84.4 |
| SMALL CLAIMS | 33,684 | 41.9 | 10,972 | 13.6 | 5,231 | 6.5 | 3,526 | 4.4 | 2,757 | 3.4 | 24,213 | 30.1 | 80,383 | 58.1 |
| TAX | 437 | 6.2 | 422 | 6.0 | 672 | 9.6 | 651 | 9.3 | 543 | 7.7 | 4,294 | 61.2 | 7,019 | 93.8 |
| CONTEMPT OF COURT | 178 | 18.8 | 132 | 13.9 | 214 | 22.6 | 86 | 9.1 | 75 | 7.9 | 262 | 27.7 | 947 | 81.2 |
| CRIMINAL FELONY | 33,649 | 47.8 | 17,222 | 24.5 | 6,949 | 9.9 | 3,091 | 4.4 | 1,634 | 2.3 | 7,778 | 11.1 | 70,323 | 52.2 |
| CRIMINAL MISDEMEANOR | 31,526 | 34.9 | 15,194 | 16.8 | 5,289 | 5.9 | 3,695 | 4.1 | 3,123 | 3.5 | 31,449 | 34.8 | 90,276 | 65.1 |
| JUVENILE | 143 | 8.1 | 145 | 8.2 | 172 | 9.8 | 89 | 5.0 | 104 | 5.9 | 1,110 | 63.0 | 1,763 | 91.9 |
| JUVENILE ABUSE/NEGLECT | 6,251 | 33.9 | 4,342 | 23.5 | 2,615 | 14.2 | 1,329 | 7.2 | 844 | 4.6 | 3,076 | 16.7 | 18,457 | 66.1 |
| JUVENILE DELINQUENT | 3,890 | 26.0 | 2,988 | 19.9 | 1,806 | 12.0 | 1,158 | 7.7 | 1,034 | 6.9 | 4,113 | 27.4 | 14,989 | 74.0 |
| CONSERVATION VIOLATION | 1,587 | 34.2 | 262 | 5.7 | 128 | 2.8 | 123 | 2.7 | 106 | 2.3 | 2,429 | 52.4 | 4,635 | 65.8 |
| DRIVING UNDER INFLUENCE | 14,718 | 39.8 | 7,130 | 19.3 | 2,436 | 6.6 | 1,420 | 3.8 | 1,043 | 2.8 | 10,187 | 27.6 | 36,934 | 60.2 |
| ORDINANCE VIOLATION | 9,138 | 23.2 | 2,539 | 6.4 | 1,622 | 4.1 | 1,714 | 4.4 | 1,128 | 2.9 | 23,238 | 59.0 | 39,379 | 76.8 |
| TRAFFIC CASES | 246,380 | 30.8 | 77,589 | 9.7 | 34,664 | 4.3 | 28,077 | 3.5 | 24,680 | 3.1 | 387,327 | 48.5 | 798,717 | 69.2 |
| CIVIL LAW VIOLATION * | 491 | 25.2 | 583 | 29.9 | 446 | 22.9 | 339 | 17.4 | 90 | 4.6 | 1 | 0.1 | 1,950 | 74.8 |
| TOTALS | 451,168 | 31.3 | 183,329 | 12.7 | 88,874 | 6.2 | 64,601 | 4.5 | 51,570 | 3.6 | 604,069 | 41.8 | 1,443,611 | 68.7 |

*New case category in 2016

Each column indicates how many cases and the percentage of cases that are pending for that specific year.

LAW CASE DISPOSITIONS BY CIRCUIT

CIRCUIT COURTS OF ILLINOIS CALENDAR YEAR 2020

| Circuit | Total Law Cases Disposed of | | | | | Number of Law Jury Cases Terminated By Verdict | | | | |
|-----------------|-----------------------------|--|----------------------|--|--------|--|------------------------------------|----------------------|------------------------------------|-------|
| | Law Over \$50,000 | % of total law dispositions (non - jury) | Law \$50,000 Or Less | % of total law dispositions (non - jury) | Total | Law Over \$50,000 | % of total law dispositions (jury) | Law \$50,000 Or Less | % of total law dispositions (jury) | Total |
| 1st | 860 | 57.6 | 633 | 42.4 | 1,493 | 26 | 96.3 | 1 | 3.7 | 27 |
| 2nd | 172 | 32.3 | 361 | 67.7 | 533 | 3 | 100.0 | 0 | 0.0 | 3 |
| 3rd | 1,261 | 72.1 | 487 | 27.9 | 1,748 | 0 | 0.0 | 0 | 0.0 | 0 |
| 4th | 173 | 33.3 | 347 | 66.7 | 520 | 10 | 90.9 | 1 | 9.1 | 11 |
| 5th | 47 | 15.0 | 266 | 85.0 | 313 | 0 | 0.0 | 0 | 0.0 | 0 |
| 6th | 237 | 22.4 | 822 | 77.6 | 1,059 | 10 | 90.9 | 1 | 9.1 | 11 |
| 7th | 266 | 20.1 | 1,059 | 79.9 | 1,325 | 2 | 66.7 | 1 | 33.3 | 3 |
| 8th | 88 | 26.2 | 248 | 73.8 | 336 | 7 | 70.0 | 3 | 30.0 | 10 |
| 9th | 95 | 20.9 | 360 | 79.1 | 455 | 1 | 100.0 | 0 | 0.0 | 1 |
| 10th | 380 | 25.1 | 1,132 | 74.9 | 1,512 | 2 | 100.0 | 0 | 0.0 | 2 |
| 11th | 249 | 27.1 | 670 | 72.9 | 919 | 3 | 100.0 | 0 | 0.0 | 3 |
| 12th | 1,129 | 42.0 | 1,558 | 58.0 | 2,687 | 3 | 100.0 | 0 | 0.0 | 3 |
| 13th | 249 | 29.1 | 606 | 70.9 | 855 | 32 | 88.9 | 4 | 11.1 | 36 |
| 14th | 168 | 29.6 | 400 | 70.4 | 568 | 1 | 100.0 | 0 | 0.0 | 1 |
| 15th | 115 | 31.5 | 250 | 68.5 | 365 | 0 | 0.0 | 1 | 100.0 | 1 |
| 16th | 174 | 37.1 | 295 | 62.9 | 469 | 2 | 100.0 | 0 | 0.0 | 2 |
| 17th | 379 | 30.9 | 847 | 69.1 | 1,226 | 2 | 100.0 | 0 | 0.0 | 2 |
| 18th | 1,388 | 54.6 | 1,156 | 45.4 | 2,544 | 2 | 100.0 | 0 | 0.0 | 2 |
| 19th | 855 | 40.9 | 1,235 | 59.1 | 2,090 | 2 | 100.0 | 0 | 0.0 | 2 |
| 20th | 746 | 47.0 | 841 | 53.0 | 1,587 | 8 | 88.9 | 1 | 11.1 | 9 |
| 21st | 102 | 22.1 | 359 | 77.9 | 461 | 0 | 0.0 | 0 | 0.0 | 0 |
| 22nd | 400 | 49.7 | 405 | 50.3 | 805 | 0 | 0.0 | 0 | 0.0 | 0 |
| 23rd | 187 | 20.5 | 723 | 79.5 | 910 | 1 | 100.0 | 0 | 0.0 | 1 |
| DOWNSTATE TOTAL | 9,720 | 39.2 | 15,060 | 60.8 | 24,780 | 117 | 90.0 | 13 | 10.0 | 130 |
| COOK COUNTY | 9,151 | 15.7 | 49,268 | 84.3 | 58,419 | 69 | 86.3 | 11 | 13.8 | 80 |
| STATE TOTAL | 18,871 | 22.7 | 64,328 | 77.3 | 83,199 | 186 | 88.6 | 24 | 11.4 | 210 |

LAW CASE DISPOSITIONS BY COUNTY

CIRCUIT COURTS OF ILLINOIS CALENDAR YEAR 2020

| CIRCUIT | COUNTY | TOTAL LAW CASES DISPOSED OF | | | LAW JURY CASES NO. TERMINATED BY VERDICT | | |
|----------|---------------|-----------------------------|----------------------|-------|--|----------------------|-------|
| | | LAW OVER \$50,000 | LAW \$50,000 OR LESS | TOTAL | LAW OVER \$50,000 | LAW \$50,000 OR LESS | TOTAL |
| 1st..... | ALEXANDER | 7 | 11 | 18 | 1 | 0 | 1 |
| | JACKSON | 98 | 251 | 349 | 17 | 0 | 17 |
| | JOHNSON | 7 | 14 | 21 | 0 | 0 | 0 |
| | MASSAC | 5 | 43 | 48 | 1 | 0 | 1 |
| | POPE | 1 | 6 | 7 | 0 | 0 | 0 |
| | PULASKI | 0 | 1 | 1 | 0 | 0 | 0 |
| | SALINE | 36 | 54 | 90 | 0 | 0 | 0 |
| | UNION | 28 | 44 | 72 | 1 | 0 | 1 |
| | WILLIAMSON | 678 | 209 | 887 | 6 | 1 | 7 |
| 1st..... | CIRCUIT TOTAL | 860 | 633 | 1,493 | 26 | 1 | 27 |
| 2nd..... | CRAWFORD | 7 | 39 | 46 | 0 | 0 | 0 |
| | EDWARDS | 2 | 9 | 11 | 0 | 0 | 0 |
| | FRANKLIN | 40 | 81 | 121 | 2 | 0 | 2 |
| | GALLATIN | 4 | 4 | 8 | 0 | 0 | 0 |
| | HAMILTON | 3 | 15 | 18 | 0 | 0 | 0 |
| | HARDIN | 0 | 5 | 5 | 0 | 0 | 0 |
| | JEFFERSON | 68 | 102 | 170 | 1 | 0 | 1 |
| | LAWRENCE | 10 | 18 | 28 | 0 | 0 | 0 |
| | RICHLAND | 12 | 35 | 47 | 0 | 0 | 0 |
| | WABASH | 3 | 15 | 18 | 0 | 0 | 0 |
| | WAYNE | 5 | 14 | 19 | 0 | 0 | 0 |
| | WHITE | 18 | 24 | 42 | 0 | 0 | 0 |
| | 2nd..... | CIRCUIT TOTAL | 172 | 361 | 533 | 3 | 0 |
| 3rd..... | BOND | 4 | 0 | 4 | 0 | 0 | 0 |
| 3rd..... | MADISON | 1,257 | 487 | 1,744 | 0 | 0 | 0 |
| 3rd..... | CIRCUIT TOTAL | 1,261 | 487 | 1,748 | 0 | 0 | 0 |
| 4th..... | CHRISTIAN | 17 | 56 | 73 | 0 | 0 | 0 |
| | CLAY | 6 | 21 | 27 | 3 | 0 | 3 |
| | CLINTON | 22 | 44 | 66 | 0 | 0 | 0 |
| | EFFINGHAM | 54 | 51 | 105 | 1 | 0 | 1 |
| | FAYETTE | 4 | 25 | 29 | 3 | 1 | 4 |
| | JASPER | 1 | 4 | 5 | 0 | 0 | 0 |
| | MARION | 37 | 77 | 114 | 3 | 0 | 3 |
| | MONTGOMERY | 18 | 42 | 60 | 0 | 0 | 0 |
| | SHELBY | 14 | 27 | 41 | 0 | 0 | 0 |
| | 4th..... | CIRCUIT TOTAL | 173 | 347 | 520 | 10 | 1 |
| 5th..... | CLARK | 9 | 24 | 33 | 0 | 0 | 0 |
| | COLES | 19 | 70 | 89 | 0 | 0 | 0 |
| | CUMBERLAND | 0 | 6 | 6 | 0 | 0 | 0 |
| | EDGAR | 1 | 5 | 6 | 0 | 0 | 0 |
| | VERMILION | 18 | 161 | 179 | 0 | 0 | 0 |
| 5th..... | CIRCUIT TOTAL | 47 | 266 | 313 | 0 | 0 | 0 |

LAW CASE DISPOSITIONS BY COUNTY

| CIRCUIT | COUNTY | TOTAL LAW CASES DISPOSED OF | | | LAW JURY CASES NO. TERMINATED BY VERDICT | | |
|----------|---------------|-----------------------------|----------------------|-------|--|----------------------|-------|
| | | LAW OVER \$50,000 | LAW \$50,000 OR LESS | TOTAL | LAW OVER \$50,000 | LAW \$50,000 OR LESS | TOTAL |
| 6th..... | Champaign | 138 | 413 | 551 | 0 | 0 | 0 |
| | DeWitt | 7 | 22 | 29 | 2 | 0 | 2 |
| | Douglas | 14 | 52 | 66 | 2 | 0 | 2 |
| | Macon | 61 | 290 | 351 | 1 | 0 | 1 |
| | Moultrie | 10 | 26 | 36 | 3 | 0 | 3 |
| | Piatt | 7 | 19 | 26 | 2 | 1 | 3 |
| | Circuit Total | 237 | 822 | 1,059 | 10 | 1 | 11 |
| 7th..... | Greene | 9 | 15 | 24 | 0 | 0 | 0 |
| | Jersey | 19 | 41 | 60 | 1 | 0 | 1 |
| | Macoupin | 30 | 85 | 115 | 0 | 0 | 0 |
| | Morgan | 21 | 94 | 115 | 0 | 0 | 0 |
| | Sangamon | 187 | 817 | 1,004 | 1 | 0 | 1 |
| | Scott | 0 | 7 | 7 | 0 | 1 | 1 |
| | Circuit Total | 266 | 1,059 | 1,325 | 2 | 1 | 3 |
| 8th..... | Adams | 51 | 144 | 195 | 0 | 0 | 0 |
| | Brown | 2 | 6 | 8 | 0 | 0 | 0 |
| | Calhoun | 3 | 3 | 6 | 0 | 0 | 0 |
| | Cass | 9 | 27 | 36 | 0 | 0 | 0 |
| | Mason | 4 | 21 | 25 | 4 | 2 | 6 |
| | Menard | 4 | 10 | 14 | 0 | 0 | 0 |
| | Pike | 13 | 29 | 42 | 3 | 1 | 4 |
| | Schuyler | 2 | 8 | 10 | 0 | 0 | 0 |
| | Circuit Total | 88 | 248 | 336 | 7 | 3 | 10 |
| 9th..... | Fulton | 21 | 57 | 78 | 0 | 0 | 0 |
| | Hancock | 13 | 49 | 62 | 0 | 0 | 0 |
| | Henderson | 7 | 13 | 20 | 0 | 0 | 0 |
| | Knox | 37 | 183 | 220 | 1 | 0 | 1 |
| | McDonough | 7 | 37 | 44 | 0 | 0 | 0 |
| | Warren | 10 | 21 | 31 | 0 | 0 | 0 |
| | Circuit Total | 95 | 360 | 455 | 1 | 0 | 1 |
| 10th.... | Marshall | 3 | 14 | 17 | 0 | 0 | 0 |
| | Peoria | 280 | 875 | 1,155 | 1 | 0 | 1 |
| | Putnam | 1 | 1 | 2 | 0 | 0 | 0 |
| | Stark | 0 | 5 | 5 | 0 | 0 | 0 |
| | Tazewell | 96 | 237 | 333 | 1 | 0 | 1 |
| 10th.... | Circuit Total | 380 | 1,132 | 1,512 | 2 | 0 | 2 |
| 11th.... | Ford | 4 | 4 | 8 | 0 | 0 | 0 |
| | Livingston | 31 | 111 | 142 | 0 | 0 | 0 |
| | Logan | 17 | 47 | 64 | 0 | 0 | 0 |
| | McLean | 180 | 469 | 649 | 1 | 0 | 1 |
| | Woodford | 17 | 39 | 56 | 2 | 0 | 2 |
| | Circuit Total | 249 | 670 | 919 | 3 | 0 | 3 |

LAW CASE DISPOSITIONS BY COUNTY

| CIRCUIT | COUNTY | TOTAL LAW CASES DISPOSED OF | | | LAW JURY CASES NO. TERMINATED BY VERDICT | | |
|----------|-----------------|-----------------------------|----------------------|--------|--|----------------------|-------|
| | | LAW OVER \$50,000 | LAW \$50,000 OR LESS | TOTAL | LAW OVER \$50,000 | LAW \$50,000 OR LESS | TOTAL |
| 12th.... | Will | 1,129 | 1,558 | 2,687 | 3 | 0 | 3 |
| 12th.... | Circuit Total | 1,129 | 1,558 | 2,687 | 3 | 0 | 3 |
| 13th.... | Bureau | 24 | 49 | 73 | 2 | 0 | 2 |
| | Grundy | 59 | 140 | 199 | 30 | 4 | 34 |
| | LaSalle | 166 | 417 | 583 | 0 | 0 | 0 |
| 13th.... | Circuit Total | 249 | 606 | 855 | 32 | 4 | 36 |
| 14th.... | Henry | 20 | 118 | 138 | 1 | 0 | 1 |
| | Mercer | 14 | 9 | 23 | 0 | 0 | 0 |
| | Rock Island | 90 | 220 | 310 | 0 | 0 | 0 |
| | Whiteside | 44 | 53 | 97 | 0 | 0 | 0 |
| 14th.... | Circuit Total | 168 | 400 | 568 | 1 | 0 | 1 |
| 15th.... | Carroll | 7 | 18 | 25 | 0 | 0 | 0 |
| | Jo Daviess | 16 | 24 | 40 | 0 | 0 | 0 |
| | Lee | 21 | 38 | 59 | 0 | 0 | 0 |
| | Ogle | 34 | 82 | 116 | 0 | 1 | 1 |
| | Stephenson | 37 | 88 | 125 | 0 | 0 | 0 |
| 15th.... | Circuit Total | 115 | 250 | 365 | 0 | 1 | 1 |
| 16th.... | Kane | 174 | 295 | 469 | 2 | 0 | 2 |
| 16th.... | Circuit Total | 174 | 295 | 469 | 2 | 0 | 2 |
| 17th.... | Boone | 25 | 54 | 79 | 1 | 0 | 1 |
| | Winnebago | 354 | 793 | 1,147 | 1 | 0 | 1 |
| 17th.... | Circuit Total | 379 | 847 | 1,226 | 2 | 0 | 2 |
| 18th.... | DuPage | 1,388 | 1,156 | 2,544 | 2 | 0 | 2 |
| 18th.... | Circuit Total | 1,388 | 1,156 | 2,544 | 2 | 0 | 2 |
| 19th.... | Lake | 855 | 1,235 | 2,090 | 2 | 0 | 2 |
| 19th.... | Circuit Total | 855 | 1,235 | 2,090 | 2 | 0 | 2 |
| 20th.... | Monroe | 20 | 38 | 58 | 0 | 0 | 0 |
| | Perry | 12 | 29 | 41 | 1 | 0 | 1 |
| | Randolph | 33 | 101 | 134 | 3 | 1 | 4 |
| | St. Clair | 672 | 650 | 1,322 | 4 | 0 | 4 |
| | Washington | 9 | 23 | 32 | 0 | 0 | 0 |
| 20th.... | Circuit Total | 746 | 841 | 1,587 | 8 | 1 | 9 |
| 21st.... | Iroquois | 20 | 51 | 71 | 0 | 0 | 0 |
| | Kankakee | 82 | 308 | 390 | 0 | 0 | 0 |
| 21st.... | Circuit Total | 102 | 359 | 461 | 0 | 0 | 0 |
| 22nd.... | McHenry | 400 | 405 | 805 | 0 | 0 | 0 |
| 22nd.... | Circuit Total | 400 | 405 | 805 | 0 | 0 | 0 |
| 23rd.... | DeKalb | 70 | 341 | 411 | 0 | 0 | 0 |
| | Kendall | 117 | 382 | 499 | 1 | 0 | 1 |
| 23rd.... | Circuit Total | 187 | 723 | 910 | 1 | 0 | 1 |
| | Downstate Total | 9,720 | 15,060 | 24,780 | 117 | 13 | 130 |
| Cook | Cook County | 9,151 | 49,268 | 58,419 | 69 | 11 | 80 |
| | State Total | 18,871 | 64,328 | 83,199 | 186 | 24 | 210 |

TIME LAPSE: CASE FILING TO DATE OF VERDICT BY CIRCUIT

ALL LAW JURY VERDICTS - CIRCUIT COURTS OF ILLINOIS

CALENDAR YEAR 2020

| CIRCUIT | LAW JURY OVER \$50,000 | | LAW JURY \$50,000 OR LESS | |
|-----------------|------------------------------|--|------------------------------|--|
| | NUMBER TERMINATED BY VERDICT | AVG. TIME LAPSE IN MONTHS BETWEEN DATE OF FILING AND DATE OF VERDICT | NUMBER TERMINATED BY VERDICT | AVG. TIME LAPSE IN MONTHS BETWEEN DATE OF FILING AND DATE OF VERDICT |
| 1st | 26 | 41.6 | 1 | 44.7 |
| 2nd | 3 | 64.2 | 0 | 0.0 |
| 3rd | 0 | 0.0 | 0 | 0.0 |
| 4th | 10 | 18.6 | 1 | 5.6 |
| 5th | 0 | 0.0 | 0 | 0.0 |
| 6th | 10 | 38.3 | 1 | 17.5 |
| 7th | 2 | 31.6 | 1 | 0.0 |
| 8th | 7 | 15.8 | 3 | 8.7 |
| 9th | 1 | 54.4 | 0 | 0.0 |
| 10th | 2 | 38.2 | 0 | 0.0 |
| 11th | 3 | 38.6 | 0 | 0.0 |
| 12th | 3 | 45.1 | 0 | 0.0 |
| 13th | 32 | 32.9 | 4 | 21.1 |
| 14th | 1 | 59.6 | 0 | 0.0 |
| 15th | 0 | 0.0 | 1 | 12.6 |
| 16th | 2 | 62.9 | 0 | 0.0 |
| 17th | 2 | 48.1 | 0 | 0.0 |
| 18th | 2 | 45.5 | 0 | 0.0 |
| 19th | 2 | 20.5 | 0 | 0.0 |
| 20th | 8 | 44.3 | 1 | 11.2 |
| 21st | 0 | 0.0 | 0 | 0.0 |
| 22nd | 0 | 0.0 | 0 | 0.0 |
| 23rd | 1 | 53.1 | 0 | 0.0 |
| DOWNSTATE TOTAL | 117 | 36.5 | 13 | 16.8 |
| COOK COUNTY | 69 | 28.6 | 11 | 22.2 |
| STATE TOTAL | 186 | 33.6 | 24 | 19.4 |

TIME LAPSE: CASE FILING TO DATE OF VERDICT BY COUNTY ALL LAW JURY VERDICTS - CIRCUIT COURTS OF ILLINOIS CALENDAR YEAR 2020

| CIRCUIT | COUNTY | LAW JURY OVER \$50,000 | | LAW JURY \$50,000 OR LESS | |
|----------|---------------|------------------------------|--|------------------------------|--|
| | | NUMBER TERMINATED BY VERDICT | AVG. TIME LAPSE IN MONTHS BETWEEN DATE OF FILING AND DATE OF VERDICT | NUMBER TERMINATED BY VERDICT | AVG. TIME LAPSE IN MONTHS BETWEEN DATE OF FILING AND DATE OF VERDICT |
| 1st..... | ALEXANDER | 1 | 98.9 | 0 | 0.0 |
| | JACKSON | 17 | 40.1 | 0 | 0.0 |
| | JOHNSON | 0 | 0.0 | 0 | 0.0 |
| | MASSAC | 1 | 73.3 | 0 | 0.0 |
| | POPE | 0 | 0.0 | 0 | 0.0 |
| | PULASKI | 0 | 0.0 | 0 | 0.0 |
| | SALINE | 0 | 0.0 | 0 | 0.0 |
| | UNION | 1 | 19.0 | 0 | 0.0 |
| | WILLIAMSON | 6 | 34.5 | 1 | 44.7 |
| 1st..... | CIRCUIT TOTAL | 26 | 41.6 | 1 | 44.7 |
| 2nd..... | CRAWFORD | 0 | 0.0 | 0 | 0.0 |
| | EDWARDS | 0 | 0.0 | 0 | 0.0 |
| | FRANKLIN | 2 | 89.6 | 0 | 0.0 |
| | GALLATIN | 0 | 0.0 | 0 | 0.0 |
| | HAMILTON | 0 | 0.0 | 0 | 0.0 |
| | HARDIN | 0 | 0.0 | 0 | 0.0 |
| | JEFFERSON | 1 | 13.3 | 0 | 0.0 |
| | LAWRENCE | 0 | 0.0 | 0 | 0.0 |
| | RICHLAND | 0 | 0.0 | 0 | 0.0 |
| | WABASH | 0 | 0.0 | 0 | 0.0 |
| | WAYNE | 0 | 0.0 | 0 | 0.0 |
| | WHITE | 0 | 0.0 | 0 | 0.0 |
| | 2nd..... | CIRCUIT TOTAL | 3 | 64.2 | 0 |
| 3rd..... | BOND | 0 | 0.0 | 0 | 0.0 |
| 3rd..... | MADISON | 0 | 0.0 | 0 | 0.0 |
| 3rd..... | CIRCUIT TOTAL | 0 | 0.0 | 0 | 0.0 |
| 4th..... | CHRISTIAN | 0 | 0.0 | 0 | 0.0 |
| | CLAY | 3 | 20.5 | 0 | 0.0 |
| | CLINTON | 0 | 0.0 | 0 | 0.0 |
| | EFFINGHAM | 1 | 33.0 | 0 | 0.0 |
| | FAYETTE | 3 | 24.6 | 1 | 5.6 |
| | JASPER | 0 | 0.0 | 0 | 0.0 |
| | MARION | 3 | 5.8 | 0 | 0.0 |
| | MONTGOMERY | 0 | 0.0 | 0 | 0.0 |
| | SHELBY | 0 | 0.0 | 0 | 0.0 |
| 4th..... | CIRCUIT TOTAL | 10 | 18.6 | 1 | 5.6 |
| 5th..... | CLARK | 0 | 0.0 | 0 | 0.0 |
| | COLES | 0 | 0.0 | 0 | 0.0 |
| | CUMBERLAND | 0 | 0.0 | 0 | 0.0 |
| | EDGAR | 0 | 0.0 | 0 | 0.0 |
| | VERMILION | 0 | 0.0 | 0 | 0.0 |
| | 5th..... | CIRCUIT TOTAL | 0 | 0.0 | 0 |

TIME LAPSE: CASE FILING TO DATE OF VERDICT BY COUNTY

| CIRCUIT | COUNTY | LAW JURY OVER \$50,000 | | LAW JURY \$50,000 OR LESS | |
|----------|---------------|------------------------------|--|------------------------------|--|
| | | NUMBER TERMINATED BY VERDICT | AVG. TIME LAPSE IN MONTHS BETWEEN DATE OF FILING AND DATE OF VERDICT | NUMBER TERMINATED BY VERDICT | AVG. TIME LAPSE IN MONTHS BETWEEN DATE OF FILING AND DATE OF VERDICT |
| 6th..... | Champaign | 0 | 0.0 | 0 | 0.0 |
| | DeWitt | 2 | 56.7 | 0 | 0.0 |
| | Douglas | 2 | 27.1 | 0 | 0.0 |
| | Macon | 1 | 38.4 | 0 | 0.0 |
| | Moultrie | 3 | 20.1 | 0 | 0.0 |
| | Piatt | 2 | 58.2 | 1 | 17.5 |
| | Circuit Total | 10 | 38.3 | 1 | 17.5 |
| 7th..... | Greene | 0 | 0.0 | 0 | 0.0 |
| | Jersey | 1 | 37.6 | 0 | 0.0 |
| | Macoupin | 0 | 0.0 | 0 | 0.0 |
| | Morgan | 0 | 0.0 | 0 | 0.0 |
| | Sangamon | 1 | 25.5 | 0 | 0.0 |
| | Scott | 0 | 0.0 | 1 | 0.0 |
| | Circuit Total | 2 | 31.6 | 1 | 0.0 |
| 8th..... | Adams | 0 | 0.0 | 0 | 0.0 |
| | Brown | 0 | 0.0 | 0 | 0.0 |
| | Calhoun | 0 | 0.0 | 0 | 0.0 |
| | Cass | 0 | 0.0 | 0 | 0.0 |
| | Mason | 4 | 15.9 | 2 | 6.4 |
| | Menard | 0 | 0.0 | 0 | 0.0 |
| | Pike | 3 | 15.7 | 1 | 13.2 |
| | Schuyler | 0 | 0.0 | 0 | 0.0 |
| | Circuit Total | 7 | 15.8 | 3 | 8.7 |
| 9th..... | Fulton | 0 | 0.0 | 0 | 0.0 |
| | Hancock | 0 | 0.0 | 0 | 0.0 |
| | Henderson | 0 | 0.0 | 0 | 0.0 |
| | Knox | 1 | 54.4 | 0 | 0.0 |
| | McDonough | 0 | 0.0 | 0 | 0.0 |
| | Warren | 0 | 0.0 | 0 | 0.0 |
| | Circuit Total | 1 | 54.4 | 0 | 0.0 |
| 10th.... | Marshall | 0 | 0.0 | 0 | 0.0 |
| | Peoria | 1 | 38.4 | 0 | 0.0 |
| | Putnam | 0 | 0.0 | 0 | 0.0 |
| | Stark | 0 | 0.0 | 0 | 0.0 |
| | Tazewell | 1 | 38.1 | 0 | 0.0 |
| | Circuit Total | 2 | 38.2 | 0 | 0.0 |
| 11th.... | Ford | 0 | 0.0 | 0 | 0.0 |
| | Livingston | 0 | 0.0 | 0 | 0.0 |
| | Logan | 0 | 0.0 | 0 | 0.0 |
| | McLean | 1 | 109.5 | 0 | 0.0 |
| | Woodford | 2 | 3.1 | 0 | 0.0 |
| | Circuit Total | 3 | 38.6 | 0 | 0.0 |

TIME LAPSE: CASE FILING TO DATE OF VERDICT BY COUNTY

| CIRCUIT | COUNTY | LAW JURY OVER \$50,000 | | LAW JURY \$50,000 OR LESS | |
|----------|-----------------|------------------------------|--|------------------------------|--|
| | | NUMBER TERMINATED BY VERDICT | AVG. TIME LAPSE IN MONTHS BETWEEN DATE OF FILING AND DATE OF VERDICT | NUMBER TERMINATED BY VERDICT | AVG. TIME LAPSE IN MONTHS BETWEEN DATE OF FILING AND DATE OF VERDICT |
| 12th.... | Will | 3 | 45.1 | 0 | 0.0 |
| 12th.... | Circuit Total | 3 | 45.1 | 0 | 0.0 |
| 13th.... | Bureau | 2 | 35.5 | 0 | 0.0 |
| | Grundy | 30 | 32.8 | 4 | 21.1 |
| | LaSalle | 0 | 0.0 | 0 | 0.0 |
| 13th.... | Circuit Total | 32 | 32.9 | 4 | 21.1 |
| 14th.... | Henry | 1 | 59.6 | 0 | 0.0 |
| | Mercer | 0 | 0.0 | 0 | 0.0 |
| | Rock Island | 0 | 0.0 | 0 | 0.0 |
| | Whiteside | 0 | 0.0 | 0 | 0.0 |
| 14th.... | Circuit Total | 1 | 59.6 | 0 | 0.0 |
| 15th.... | Carroll | 0 | 0.0 | 0 | 0.0 |
| | Jo Daviess | 0 | 0.0 | 0 | 0.0 |
| | Lee | 0 | 0.0 | 0 | 0.0 |
| | Ogle | 0 | 0.0 | 1 | 12.6 |
| | Stephenson | 0 | 0.0 | 0 | 0.0 |
| 15th.... | Circuit Total | 0 | 0.0 | 1 | 12.6 |
| 16th.... | Kane | 2 | 62.9 | 0 | 0.0 |
| 16th.... | Circuit Total | 2 | 62.9 | 0 | 0.0 |
| 17th.... | Boone | 1 | 30.3 | 0 | 0.0 |
| | Winnebago | 1 | 65.9 | 0 | 0.0 |
| 17th.... | Circuit Total | 2 | 48.1 | 0 | 0.0 |
| 18th.... | DuPage | 2 | 45.5 | 0 | 0.0 |
| 18th.... | Circuit Total | 2 | 45.5 | 0 | 0.0 |
| 19th.... | Lake | 2 | 20.5 | 0 | 0.0 |
| 19th.... | Circuit Total | 2 | 20.5 | 0 | 0.0 |
| 20th.... | Monroe | 0 | 0.0 | 0 | 0.0 |
| | Perry | 1 | 19.8 | 0 | 0.0 |
| | Randolph | 3 | 34.7 | 1 | 11.2 |
| | St. Clair | 4 | 57.7 | 0 | 0.0 |
| | Washington | 0 | 0.0 | 0 | 0.0 |
| 20th.... | Circuit Total | 8 | 44.3 | 1 | 11.2 |
| 21st.... | Iroquois | 0 | 0.0 | 0 | 0.0 |
| | Kankakee | 0 | 0.0 | 0 | 0.0 |
| 21st.... | Circuit Total | 0 | 0.0 | 0 | 0.0 |
| 22nd.... | McHenry | 0 | 0.0 | 0 | 0.0 |
| 22nd.... | Circuit Total | 0 | 0.0 | 0 | 0.0 |
| 23rd.... | DeKalb | 0 | 0.0 | 0 | 0.0 |
| | Kendall | 1 | 53.1 | 0 | 0.0 |
| 23rd.... | Circuit Total | 1 | 53.1 | 0 | 0.0 |
| | Downstate Total | 117 | 36.5 | 13 | 16.8 |
| Cook | Cook County | 69 | 28.6 | 11 | 22.2 |
| | State Total | 186 | 33.6 | 24 | 19.4 |

FELONY DISPOSITIONS AND SENTENCES BY CIRCUIT

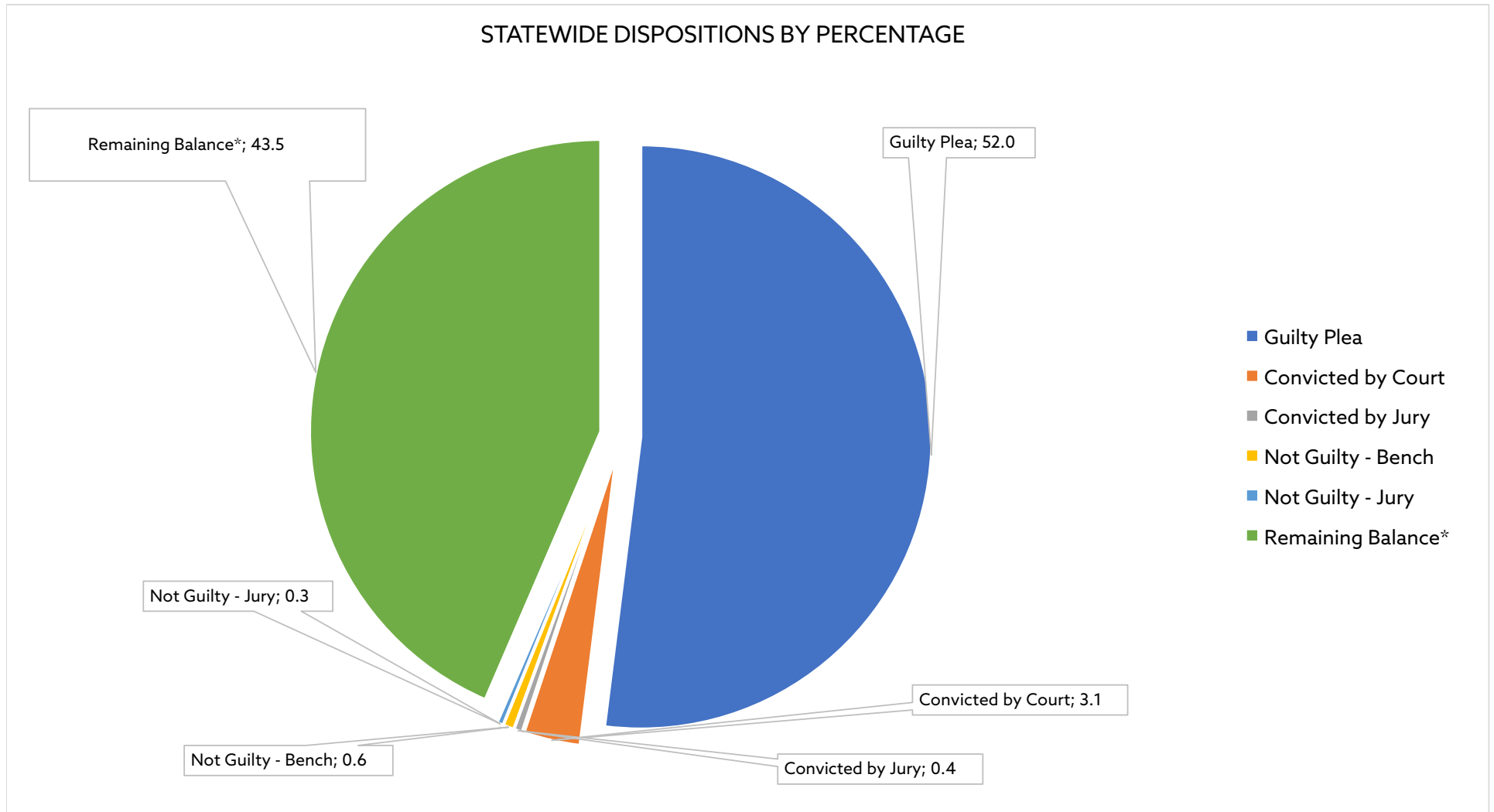
CIRCUIT COURTS OF ILLINOIS CALENDAR YEAR 2020

| CIRCUIT | TOTAL NUMBER OF DEFENDANTS | TOTAL CONVICTED | CONVICTED OF FELONIES | | | FOUND NOT GUILTY | | REMAINING BALANCE* | SENTENCES | | | |
|-----------------|----------------------------|-----------------|-----------------------|--------------------|-------------------|------------------|------------|--------------------|--------------------|-----------|-------|-----------------|
| | | | PLEA OF GUILTY | CONVICTED BY COURT | CONVICTED BY JURY | BENCH TRIAL | JURY TRIAL | | STATE IMPRISONMENT | PROBATION | OTHER | TOTAL SENTENCES |
| 1st | 1,632 | 690 | 680 | 1 | 9 | 3 | 2 | 937 | 177 | 383 | 130 | 690 |
| 2nd | 1,317 | 818 | 798 | 16 | 4 | 0 | 1 | 498 | 252 | 444 | 122 | 818 |
| 3rd | 2,457 | 1,026 | 1,020 | 3 | 3 | 0 | 1 | 1,430 | 304 | 569 | 153 | 1,026 |
| 4th | 1,672 | 960 | 942 | 6 | 12 | 2 | 4 | 706 | 295 | 577 | 88 | 960 |
| 5th | 1,057 | 701 | 696 | 3 | 2 | 2 | 2 | 352 | 193 | 450 | 58 | 701 |
| 6th | 2,616 | 1,498 | 1,277 | 194 | 27 | 6 | 8 | 1,104 | 441 | 863 | 194 | 1,498 |
| 7th | 1,979 | 939 | 937 | 1 | 1 | 2 | 2 | 1,036 | 301 | 528 | 110 | 939 |
| 8th | 1,254 | 795 | 791 | 2 | 2 | 1 | 2 | 456 | 240 | 501 | 54 | 795 |
| 9th | 1,587 | 779 | 777 | 2 | 0 | 3 | 1 | 804 | 213 | 432 | 134 | 779 |
| 10th | 1,169 | 851 | 819 | 12 | 20 | 1 | 1 | 316 | 300 | 504 | 47 | 851 |
| 11th | 1,650 | 1,071 | 1,034 | 20 | 17 | 6 | 2 | 571 | 349 | 657 | 65 | 1,071 |
| 12th | 1,258 | 864 | 850 | 12 | 2 | 24 | 3 | 367 | 250 | 451 | 163 | 864 |
| 13th | 719 | 551 | 546 | 2 | 3 | 3 | 0 | 165 | 152 | 255 | 144 | 551 |
| 14th | 1,532 | 1,024 | 1,007 | 9 | 8 | 2 | 4 | 502 | 299 | 528 | 197 | 1,024 |
| 15th | 860 | 550 | 542 | 2 | 6 | 1 | 0 | 309 | 136 | 315 | 99 | 550 |
| 16th | 1,609 | 1,013 | 993 | 13 | 7 | 7 | 6 | 583 | 324 | 662 | 27 | 1,013 |
| 17th | 2,937 | 1,593 | 1,550 | 29 | 14 | 10 | 9 | 1,325 | 343 | 981 | 269 | 1,593 |
| 18th | 2,515 | 1,074 | 1,035 | 33 | 6 | 0 | 61 | 1,380 | 207 | 459 | 408 | 1,074 |
| 19th | 2,134 | 942 | 922 | 10 | 10 | 4 | 1 | 1,187 | 240 | 637 | 65 | 942 |
| 20th | 2,065 | 1,189 | 1,185 | 1 | 3 | 7 | 2 | 867 | 289 | 830 | 70 | 1,189 |
| 21st | 420 | 229 | 225 | 3 | 1 | 6 | 4 | 181 | 62 | 146 | 21 | 229 |
| 22nd | 1,012 | 473 | 459 | 12 | 2 | 5 | 4 | 530 | 148 | 256 | 69 | 473 |
| 23rd | 710 | 417 | 386 | 25 | 6 | 6 | 4 | 283 | 74 | 199 | 144 | 417 |
| DOWNSTATE TOTAL | 36,161 | 20,047 | 19,471 | 411 | 165 | 101 | 124 | 15,889 | 5,589 | 11,627 | 2,831 | 20,047 |
| COOK COUNTY | 15,516 | 8,667 | 7,395 | 1,206 | 66 | 205 | 51 | 6,593 | 4,447 | 3,599 | 621 | 8,667 |
| STATE TOTAL | 51,677 | 28,714 | 26,866 | 1,617 | 231 | 306 | 175 | 22,482 | 10,036 | 15,226 | 3,452 | 28,714 |

* INCLUDES SUCH DISPOSITIONS AS TRANSFERS TO INACTIVE/FUGITIVE WARRANT CALENDAR, EXTRADITION PROCEEDINGS, AND DISMISSED ON MOTION OF STATE.

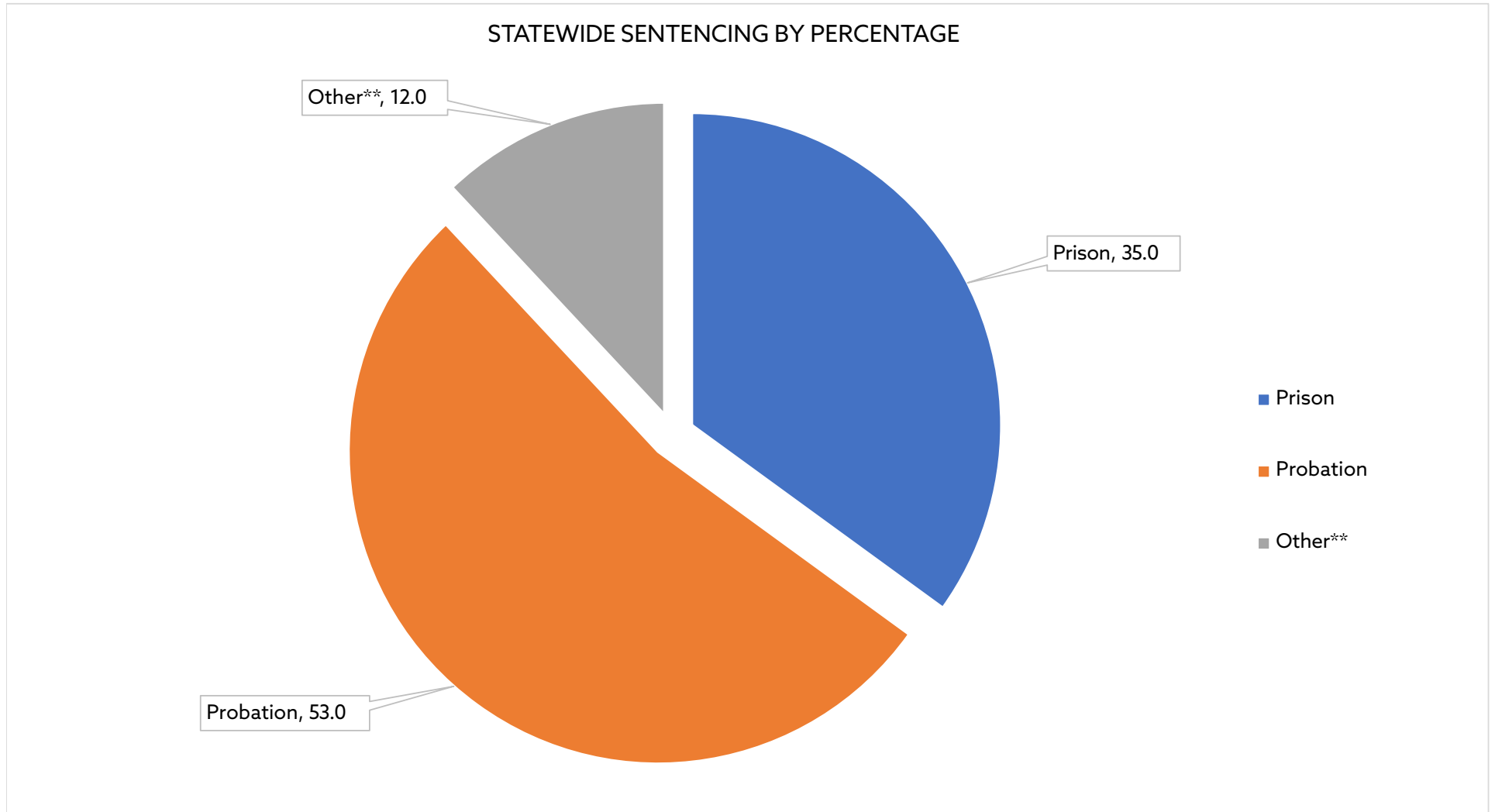
**INCLUDES IMPRISONMENT IN A LOCAL JAIL, FINE ONLY, COMMUNITY SERVICE, ECT.

FELONY DISPOSITIONS AND SENTENCES BY CIRCUIT



* Includes transfers to inactive/fugitive warrant calendar, extradition proceedings, and dismissed on motion of state

FELONY DISPOSITIONS AND SENTENCES BY CIRCUIT



** Includes imprisonment in a local jail, fine only, community service, etc.

FELONY DISPOSITIONS AND SENTENCES BY COUNTY

CIRCUIT COURTS OF ILLINOIS CALENDAR YEAR 2020

| CIRCUIT | COUNTY | TOTAL NUMBER OF DEFENDANTS | TOTAL CONVICTED | CONVICTED OF FELONIES | | | FOUND NOT GUILTY | | REMAINING BALANCE * | SENTENCES | | | |
|----------|---------------|----------------------------|-----------------|-----------------------|--------------------|-------------------|------------------|------------|---------------------|--------------------|-----------|-------|-----------------|
| | | | | PLEA OF GUILTY | CONVICTED BY COURT | CONVICTED BY JURY | BENCH TRIAL | JURY TRIAL | | STATE IMPRISONMENT | PROBATION | OTHER | TOTAL SENTENCES |
| 1st..... | ALEXANDER | 50 | 31 | 31 | 0 | 0 | 0 | 0 | 19 | 10 | 17 | 4 | 31 |
| | JACKSON | 285 | 152 | 150 | 0 | 2 | 1 | 1 | 131 | 42 | 92 | 18 | 152 |
| | JOHNSON | 59 | 47 | 46 | 0 | 1 | 0 | 0 | 12 | 23 | 24 | 0 | 47 |
| | MASSAC | 143 | 83 | 83 | 0 | 0 | 0 | 0 | 60 | 17 | 51 | 15 | 83 |
| | POPE | 31 | 16 | 16 | 0 | 0 | 0 | 0 | 15 | 7 | 9 | 0 | 16 |
| | PULASKI | 61 | 16 | 16 | 0 | 0 | 0 | 1 | 44 | 3 | 5 | 8 | 16 |
| | SALINE | 223 | 78 | 77 | 0 | 1 | 0 | 0 | 145 | 26 | 51 | 1 | 78 |
| | UNION | 169 | 75 | 73 | 0 | 2 | 1 | 1 | 92 | 21 | 35 | 19 | 75 |
| | WILLIAMSON | 611 | 192 | 188 | 1 | 3 | 0 | 0 | 419 | 28 | 99 | 65 | 192 |
| 1st..... | CIRCUIT TOTAL | 1,632 | 690 | 680 | 1 | 9 | 3 | 2 | 937 | 177 | 383 | 130 | 690 |
| 2nd..... | CRAWFORD | 123 | 84 | 84 | 0 | 0 | 0 | 0 | 39 | 17 | 60 | 7 | 84 |
| | EDWARDS | 44 | 31 | 30 | 0 | 1 | 0 | 0 | 13 | 16 | 15 | 0 | 31 |
| | FRANKLIN | 115 | 74 | 74 | 0 | 0 | 0 | 0 | 41 | 30 | 32 | 12 | 74 |
| | GALLATIN | 46 | 29 | 29 | 0 | 0 | 0 | 0 | 17 | 9 | 12 | 8 | 29 |
| | HAMILTON | 47 | 30 | 30 | 0 | 0 | 0 | 0 | 17 | 8 | 10 | 12 | 30 |
| | HARDIN | 26 | 10 | 10 | 0 | 0 | 0 | 0 | 16 | 2 | 4 | 4 | 10 |
| | JEFFERSON | 325 | 222 | 219 | 1 | 2 | 0 | 1 | 102 | 92 | 100 | 30 | 222 |
| | LAWRENCE | 74 | 57 | 56 | 0 | 1 | 0 | 0 | 17 | 16 | 33 | 8 | 57 |
| | RICHLAND | 203 | 92 | 92 | 0 | 0 | 0 | 0 | 111 | 10 | 65 | 17 | 92 |
| | WABASH | 39 | 23 | 23 | 0 | 0 | 0 | 0 | 16 | 5 | 15 | 3 | 23 |
| | WAYNE | 128 | 60 | 45 | 15 | 0 | 0 | 0 | 68 | 18 | 42 | 0 | 60 |
| | WHITE | 147 | 106 | 106 | 0 | 0 | 0 | 0 | 41 | 29 | 56 | 21 | 106 |
| 2nd..... | CIRCUIT TOTAL | 1,317 | 818 | 798 | 16 | 4 | 0 | 1 | 498 | 252 | 444 | 122 | 818 |
| 3rd..... | BOND | 103 | 95 | 95 | 0 | 0 | 0 | 0 | 8 | 31 | 63 | 1 | 95 |
| | MADISON | 2,354 | 931 | 925 | 3 | 3 | 0 | 1 | 1,422 | 273 | 506 | 152 | 931 |
| 3rd..... | CIRCUIT TOTAL | 2,457 | 1,026 | 1,020 | 3 | 3 | 0 | 1 | 1,430 | 304 | 569 | 153 | 1,026 |
| 4th..... | CHRISTIAN | 191 | 104 | 102 | 0 | 2 | 0 | 0 | 87 | 43 | 60 | 1 | 104 |
| | CLAY | 59 | 42 | 42 | 0 | 0 | 0 | 0 | 17 | 11 | 30 | 1 | 42 |
| | CLINTON | 167 | 129 | 129 | 0 | 0 | 0 | 0 | 38 | 49 | 69 | 11 | 129 |
| | EFFINGHAM | 404 | 214 | 211 | 0 | 3 | 2 | 2 | 186 | 56 | 123 | 35 | 214 |
| | FAYETTE | 135 | 66 | 63 | 2 | 1 | 0 | 0 | 69 | 16 | 47 | 3 | 66 |
| | JASPER | 82 | 31 | 31 | 0 | 0 | 0 | 0 | 51 | 5 | 18 | 8 | 31 |
| | MARION | 357 | 205 | 198 | 4 | 3 | 0 | 1 | 151 | 51 | 150 | 4 | 205 |
| | MONTGOMERY | 153 | 102 | 100 | 0 | 2 | 0 | 0 | 51 | 47 | 46 | 9 | 102 |
| | SHELBY | 124 | 67 | 66 | 0 | 1 | 0 | 1 | 56 | 17 | 34 | 16 | 67 |
| 4th..... | CIRCUIT TOTAL | 1,672 | 960 | 942 | 6 | 12 | 2 | 4 | 706 | 295 | 577 | 88 | 960 |
| 5th..... | CLARK | 72 | 65 | 65 | 0 | 0 | 0 | 0 | 7 | 13 | 39 | 13 | 65 |
| | COLES | 375 | 237 | 235 | 1 | 1 | 0 | 0 | 138 | 70 | 159 | 8 | 237 |
| | CUMBERLAND | 54 | 40 | 39 | 0 | 1 | 0 | 0 | 14 | 8 | 25 | 7 | 40 |
| | EDGAR | 148 | 102 | 102 | 0 | 0 | 0 | 0 | 46 | 29 | 62 | 11 | 102 |
| | VERMILION | 408 | 257 | 255 | 2 | 0 | 2 | 2 | 147 | 73 | 165 | 19 | 257 |
| 5th..... | CIRCUIT TOTAL | 1,057 | 701 | 696 | 3 | 2 | 2 | 2 | 352 | 193 | 450 | 58 | 701 |

* INCLUDES SUCH DISPOSITIONS AS TRANSFERS TO INACTIVE/FUGITIVE WARRANT CALENDAR, EXTRADITION PROCEEDINGS, AND DISMISSED ON MOTION OF STATE.

**INCLUDES IMPRISONMENT IN A LOCAL JAIL, FINE ONLY, COUMMINTY SERVICE, ETC.

FELONY DISPOSITIONS AND SENTENCES

| CIRCUIT | COUNTY | TOTAL NUMBER OF DEFENDANTS | TOTAL CONVICTED | CONVICTED OF FELONIES | | | FOUND NOT GUILTY | | REMAINING Balance * | SENTENCES | | | |
|----------|---------------|----------------------------|-----------------|-----------------------|--------------------|-------------------|------------------|------------|---------------------|--------------------|-----------|-------|-----------------|
| | | | | PLEA OF GUILTY | CONVICTED BY COURT | CONVICTED BY JURY | BENCH TRIAL | JURY TRIAL | | STATE IMPRISONMENT | PROBATION | OTHER | TOTAL SENTENCES |
| 6th..... | Champaign | 1,083 | 578 | 374 | 191 | 13 | 3 | 3 | 499 | 160 | 339 | 79 | 578 |
| | DeWitt | 88 | 63 | 62 | 1 | 0 | 0 | 0 | 25 | 22 | 31 | 10 | 63 |
| | Douglas | 187 | 104 | 104 | 0 | 0 | 2 | 0 | 81 | 25 | 46 | 33 | 104 |
| | Macon | 1,168 | 691 | 676 | 2 | 13 | 1 | 5 | 471 | 214 | 406 | 71 | 691 |
| | Moultrie | 65 | 46 | 45 | 0 | 1 | 0 | 0 | 19 | 18 | 27 | 1 | 46 |
| | Piatt | 25 | 16 | 16 | 0 | 0 | 0 | 0 | 9 | 2 | 14 | 0 | 16 |
| 6th..... | Circuit Total | 2,616 | 1,498 | 1,277 | 194 | 27 | 6 | 8 | 1,104 | 441 | 863 | 194 | 1,498 |
| 7th..... | Greene | 103 | 52 | 52 | 0 | 0 | 0 | 0 | 51 | 22 | 28 | 2 | 52 |
| | Jersey | 191 | 119 | 118 | 0 | 1 | 0 | 0 | 72 | 36 | 65 | 18 | 119 |
| | Macoupin | 234 | 211 | 211 | 0 | 0 | 1 | 0 | 22 | 62 | 137 | 12 | 211 |
| | Morgan | 233 | 137 | 136 | 1 | 0 | 0 | 0 | 96 | 46 | 89 | 2 | 137 |
| | Sangamon | 1,186 | 404 | 404 | 0 | 0 | 1 | 2 | 779 | 131 | 198 | 75 | 404 |
| | Scott | 32 | 16 | 16 | 0 | 0 | 0 | 0 | 16 | 4 | 11 | 1 | 16 |
| 7th..... | Circuit Total | 1,979 | 939 | 937 | 1 | 1 | 2 | 2 | 1,036 | 301 | 528 | 110 | 939 |
| 8th..... | Adams | 757 | 467 | 467 | 0 | 0 | 0 | 1 | 289 | 121 | 311 | 35 | 467 |
| | Brown | 14 | 9 | 9 | 0 | 0 | 0 | 0 | 5 | 3 | 5 | 1 | 9 |
| | Calhoun | 25 | 18 | 18 | 0 | 0 | 0 | 0 | 7 | 6 | 11 | 1 | 18 |
| | Cass | 122 | 61 | 61 | 0 | 0 | 0 | 0 | 61 | 21 | 38 | 2 | 61 |
| | Mason | 90 | 48 | 45 | 2 | 1 | 0 | 0 | 42 | 19 | 19 | 10 | 48 |
| | Menard | 40 | 22 | 22 | 0 | 0 | 0 | 0 | 18 | 11 | 10 | 1 | 22 |
| | Pike | 160 | 133 | 132 | 0 | 1 | 1 | 1 | 25 | 46 | 86 | 1 | 133 |
| | Schuyler | 46 | 37 | 37 | 0 | 0 | 0 | 0 | 9 | 13 | 21 | 3 | 37 |
| 8th..... | Circuit Total | 1,254 | 795 | 791 | 2 | 2 | 1 | 2 | 456 | 240 | 501 | 54 | 795 |
| 9th..... | Fulton | 195 | 76 | 76 | 0 | 0 | 0 | 0 | 119 | 34 | 19 | 23 | 76 |
| | Hancock | 179 | 142 | 142 | 0 | 0 | 1 | 0 | 36 | 38 | 75 | 29 | 142 |
| | Henderson | 69 | 35 | 35 | 0 | 0 | 0 | 0 | 34 | 11 | 22 | 2 | 35 |
| | Knox | 727 | 292 | 290 | 2 | 0 | 2 | 0 | 433 | 75 | 217 | 0 | 292 |
| | McDonough | 321 | 197 | 197 | 0 | 0 | 0 | 1 | 123 | 50 | 78 | 69 | 197 |
| | Warren | 96 | 37 | 37 | 0 | 0 | 0 | 0 | 59 | 5 | 21 | 11 | 37 |
| 9th..... | Circuit Total | 1,587 | 779 | 777 | 2 | 0 | 3 | 1 | 804 | 213 | 432 | 134 | 779 |
| 10th.... | Marshall | 41 | 21 | 21 | 0 | 0 | 0 | 0 | 20 | 3 | 12 | 6 | 21 |
| | Peoria | 576 | 433 | 409 | 10 | 14 | 0 | 1 | 142 | 182 | 218 | 33 | 433 |
| | Putnam | 6 | 3 | 3 | 0 | 0 | 1 | 0 | 2 | 2 | 1 | 0 | 3 |
| | Stark | 20 | 7 | 7 | 0 | 0 | 0 | 0 | 13 | 3 | 4 | 0 | 7 |
| | Tazewell | 526 | 387 | 379 | 2 | 6 | 0 | 0 | 139 | 110 | 269 | 8 | 387 |
| 10th.... | Circuit Total | 1,169 | 851 | 819 | 12 | 20 | 1 | 1 | 316 | 300 | 504 | 47 | 851 |
| 11th.... | Ford | 57 | 32 | 28 | 3 | 1 | 0 | 0 | 25 | 7 | 21 | 4 | 32 |
| | Livingston | 203 | 159 | 145 | 10 | 4 | 3 | 0 | 41 | 64 | 83 | 12 | 159 |
| | Logan | 144 | 106 | 105 | 1 | 0 | 1 | 0 | 37 | 39 | 53 | 14 | 106 |
| | McLean | 1,089 | 651 | 634 | 5 | 12 | 2 | 2 | 434 | 189 | 434 | 28 | 651 |
| | Woodford | 157 | 123 | 122 | 1 | 0 | 0 | 0 | 34 | 50 | 66 | 7 | 123 |
| 11th.... | Circuit Total | 1,650 | 1,071 | 1,034 | 20 | 17 | 6 | 2 | 571 | 349 | 657 | 65 | 1,071 |

* INCLUDES SUCH DISPOSITIONS AS TRANSFERS TO INACTIVE/FUGITIVE WARRANT CALENDAR, EXTRADITION PROCEEDINGS, AND DISMISSED ON MOTION OF STATE.

** INCLUDES IMPRISONMENT IN A LOCAL JAIL, FINE ONLY, COMMUNITY SERVICE, ECT.

FELONY DISPOSITIONS AND SENTENCES

| CIRCUIT | COUNTY | TOTAL NUMBER OF DEFENDANTS | TOTAL CONVICTED | CONVICTED OF FELONIES | | | FOUND NOT GUILTY | | REMAINING Balance * | SENTENCES | | | |
|----------|-----------------|----------------------------|-----------------|-----------------------|--------------------|-------------------|------------------|------------|---------------------|--------------------|-----------|-------|-----------------|
| | | | | PLEA OF GUILTY | CONVICTED BY COURT | CONVICTED BY JURY | BENCH TRIAL | JURY TRIAL | | STATE IMPRISONMENT | PROBATION | OTHER | TOTAL SENTENCES |
| 12th.... | Will | 1,258 | 864 | 850 | 12 | 2 | 24 | 3 | 367 | 250 | 451 | 163 | 864 |
| 12th.... | Circuit Total | 1,258 | 864 | 850 | 12 | 2 | 24 | 3 | 367 | 250 | 451 | 163 | 864 |
| 13th.... | Bureau | 111 | 103 | 102 | 1 | 0 | 2 | 0 | 6 | 39 | 52 | 12 | 103 |
| | Grundy | 179 | 113 | 112 | 0 | 1 | 1 | 0 | 65 | 32 | 59 | 22 | 113 |
| | LaSalle | 429 | 335 | 332 | 1 | 2 | 0 | 0 | 94 | 81 | 144 | 110 | 335 |
| 13th.... | Circuit Total | 719 | 551 | 546 | 2 | 3 | 3 | 0 | 165 | 152 | 255 | 144 | 551 |
| 14th.... | Henry | 311 | 199 | 193 | 3 | 3 | 2 | 3 | 107 | 69 | 87 | 43 | 199 |
| | Mercer | 93 | 46 | 45 | 1 | 0 | 0 | 0 | 47 | 18 | 17 | 11 | 46 |
| | Rock Island | 874 | 597 | 589 | 4 | 4 | 0 | 1 | 276 | 139 | 318 | 140 | 597 |
| | Whiteside | 254 | 182 | 180 | 1 | 1 | 0 | 0 | 72 | 73 | 106 | 3 | 182 |
| 14th.... | Circuit Total | 1,532 | 1,024 | 1,007 | 9 | 8 | 2 | 4 | 502 | 299 | 528 | 197 | 1,024 |
| 15th.... | Carroll | 98 | 53 | 51 | 0 | 2 | 0 | 0 | 45 | 15 | 25 | 13 | 53 |
| | Jo Daviess | 65 | 21 | 19 | 0 | 2 | 0 | 0 | 44 | 5 | 6 | 10 | 21 |
| | Lee | 203 | 145 | 145 | 0 | 0 | 0 | 0 | 58 | 35 | 71 | 39 | 145 |
| | Ogle | 209 | 122 | 120 | 2 | 0 | 0 | 0 | 87 | 11 | 90 | 21 | 122 |
| | Stephenson | 285 | 209 | 207 | 0 | 2 | 1 | 0 | 75 | 70 | 123 | 16 | 209 |
| 15th.... | Circuit Total | 860 | 550 | 542 | 2 | 6 | 1 | 0 | 309 | 136 | 315 | 99 | 550 |
| 16th.... | Kane | 1,609 | 1,013 | 993 | 13 | 7 | 7 | 6 | 583 | 324 | 662 | 27 | 1,013 |
| 16th.... | Circuit Total | 1,609 | 1,013 | 993 | 13 | 7 | 7 | 6 | 583 | 324 | 662 | 27 | 1,013 |
| 17th.... | Boone | 243 | 216 | 207 | 5 | 4 | 1 | 0 | 26 | 84 | 99 | 33 | 216 |
| | Winnebago | 2,694 | 1,377 | 1,343 | 24 | 10 | 9 | 9 | 1,299 | 259 | 882 | 236 | 1,377 |
| 17th.... | Circuit Total | 2,937 | 1,593 | 1,550 | 29 | 14 | 10 | 9 | 1,325 | 343 | 981 | 269 | 1,593 |
| 18th.... | DuPage | 2,515 | 1,074 | 1,035 | 33 | 6 | 0 | 61 | 1,380 | 207 | 459 | 408 | 1,074 |
| 18th.... | Circuit Total | 2,515 | 1,074 | 1,035 | 33 | 6 | 0 | 61 | 1,380 | 207 | 459 | 408 | 1,074 |
| 19th.... | Lake | 2,134 | 942 | 922 | 10 | 10 | 4 | 1 | 1,187 | 240 | 637 | 65 | 942 |
| 19th.... | Circuit Total | 2,134 | 942 | 922 | 10 | 10 | 4 | 1 | 1,187 | 240 | 637 | 65 | 942 |
| 20th.... | Monroe | 130 | 96 | 95 | 0 | 1 | 0 | 0 | 34 | 34 | 59 | 3 | 96 |
| | Perry | 115 | 84 | 84 | 0 | 0 | 0 | 0 | 31 | 21 | 54 | 9 | 84 |
| | Randolph | 216 | 154 | 154 | 0 | 0 | 3 | 0 | 59 | 44 | 99 | 11 | 154 |
| | St. Clair | 1,545 | 833 | 830 | 1 | 2 | 3 | 2 | 707 | 186 | 614 | 33 | 833 |
| | Washington | 59 | 22 | 22 | 0 | 0 | 1 | 0 | 36 | 4 | 4 | 14 | 22 |
| 20th.... | Circuit Total | 2,065 | 1,189 | 1,185 | 1 | 3 | 7 | 2 | 867 | 289 | 830 | 70 | 1,189 |
| 21st.... | Iroquois | 155 | 96 | 94 | 1 | 1 | 1 | 0 | 58 | 18 | 75 | 3 | 96 |
| | Kankakee | 265 | 133 | 131 | 2 | 0 | 5 | 4 | 123 | 44 | 71 | 18 | 133 |
| 21st.... | Circuit Total | 420 | 229 | 225 | 3 | 1 | 6 | 4 | 181 | 62 | 146 | 21 | 229 |
| 22nd.... | McHenry | 1,012 | 473 | 459 | 12 | 2 | 5 | 4 | 530 | 148 | 256 | 69 | 473 |
| 22nd.... | Circuit Total | 1,012 | 473 | 459 | 12 | 2 | 5 | 4 | 530 | 148 | 256 | 69 | 473 |
| 23rd.... | Kendall | 462 | 222 | 216 | 5 | 1 | 1 | 1 | 238 | 48 | 79 | 95 | 222 |
| | Kendall | 248 | 195 | 170 | 20 | 5 | 5 | 3 | 45 | 26 | 120 | 49 | 195 |
| 23rd.... | Circuit Total | 710 | 417 | 386 | 25 | 6 | 6 | 4 | 283 | 74 | 199 | 144 | 417 |
| | Downstate Total | 36,161 | 20,047 | 19,471 | 411 | 165 | 101 | 124 | 15,889 | 5,589 | 11,627 | 2,831 | 20,047 |
| Cook | Cook County | 15,516 | 8,667 | 7,395 | 1,206 | 66 | 205 | 51 | 6,593 | 4,447 | 3,599 | 621 | 8,667 |
| | State Total | 51,677 | 28,714 | 26,866 | 1,617 | 231 | 306 | 175 | 22,482 | 10,036 | 15,226 | 3,452 | 28,714 |

* INCLUDES SUCH DISPOSITIONS AS TRANSFERS TO INACTIVE/FUGITIVE WARRANT CALENDAR, EXTRADITION PROCEEDINGS, AND DISMISSED ON MOTION OF STATE.

** INCLUDES IMPRISONMENT IN A LOCAL JAIL, FINE ONLY, COMMUNITY SERVICE, ETC.

FINANCIAL SUMMARY OF THE CIRCUIT COURTS OF ILLINOIS

The amounts reported on the following pages are for FY 2020. In most counties, FY20 ended 11/30/2020.

Those counties with different fiscal years are as follows:

| | |
|-------------------|------------------------------|
| Calhoun | FY20 ended 08/31/2020 |
| Dekalb | FY20 ended 12/31/2020 |
| Douglas | FY20 ended 12/31/2020 |
| Greene | FY20 ended 12/31/2020 |
| Macoupin | FY20 ended 08/31/2020 |
| Massac | FY20 ended 12/31/2020 |
| McLean | FY20 ended 12/31/2020 |
| Morgan | FY20 ended 08/31/2020 |
| Peoria | FY20 ended 12/31/2020 |
| St. Clair | FY20 ended 12/31/2020 |
| Shelby | FY20 ended 08/31/2020 |
| Stephenson | FY20 ended 12/31/2020 |
| Winnebago | FY20 ended 09/30/2020 |

Beginning in October of 1999, employers began sending child support payments to the State Disbursement Unit rather than to circuit clerks for processing and disbursement to recipients. The amounts reported by circuit clerks under the heading "Maintenance and Child Support Payments" include payments precessed and disbursed by the State Disbursement Unit.

CIRCUIT CLERK FEES AND OTHER REVENUE BY COUNTY

DECEMBER 1, 2019-NOVEMBER 30, 2020

| CIRCUIT | COUNTY | FEES AND OTHER REVENUE OF CLERK'S OFFICE | | | | | | | | | TOTAL FEES AND OTHER REVENUE |
|----------|---------------|--|-----------------------|-------------------------------|-----------------------|---------------------------|-------------------------|----------------------------|----------------------------|--------|------------------------------|
| | | CLERK'S FEES AND COSTS | COURT AUTOMATION FUND | MAINTENANCE AND CHILD SUPPORT | DOCUMENT STORAGE FUND | OPERATION AND ADMIN. FUND | CLERK'S E-CITATION FUND | INTEREST ON INVESTED FUNDS | DHFS IV-D CONTR. & INCENT. | OTHER | |
| 1st..... | Alexander | 91,012 | 33,420 | 0 | 33,380 | 9,796 | 10,691 | 0 | 2,880 | 0 | 181,180 |
| | Jackson | 314,960 | 82,273 | 10,315 | 82,234 | 21,066 | 18,160 | 4,391 | 6,891 | 0 | 540,290 |
| | Johnson | 159,690 | 64,618 | 0 | 64,441 | 16,323 | 22,906 | 211 | 879 | 0 | 329,068 |
| | Massac | 351,442 | 101,933 | 0 | 101,816 | 25,206 | 1 | 1,889 | 627 | 888 | 583,802 |
| | Pope | 41,914 | 12,426 | 0 | 12,440 | 3,124 | 3,950 | 0 | 126 | 0 | 73,981 |
| | Pulaski | 394,680 | 194,950 | 0 | 194,489 | 49,916 | 70,883 | 1,139 | 441 | 0 | 906,498 |
| | Saline | 133,998 | 39,684 | 225 | 40,027 | 10,514 | 6,387 | 43 | 2,372,659 | 0 | 2,603,537 |
| | Union | 142,947 | 37,853 | 100 | 35,997 | 9,217 | 9,349 | 409 | 2,120 | 0 | 237,992 |
| | Williamson | 559,355 | 130,525 | 282 | 129,396 | 33,949 | 32,011 | 10,363 | 6,313 | 0 | 902,193 |
| 1st..... | Circuit Total | 2,189,997 | 697,682 | 10,922 | 694,221 | 179,110 | 174,339 | 18,444 | 2,392,936 | 888 | 6,358,540 |
| 2nd..... | Crawford | 95,854 | 23,281 | 4,691 | 22,966 | 5,826 | 5,997 | 1,656 | 0 | 0 | 160,269 |
| | Edwards | 45,505 | 13,118 | 2,827 | 13,066 | 3,742 | 3,826 | 234 | 1,068 | 0 | 83,386 |
| | Franklin | 232,329 | 50,811 | 0 | 50,835 | 12,647 | 7,261 | 963 | 3,478 | 0 | 358,322 |
| | Gallatin | 50,405 | 14,360 | 71 | 14,352 | 3,751 | 4,272 | 187 | 0 | 0 | 87,398 |
| | Hamilton | 46,826 | 11,604 | 5,247 | 11,611 | 3,200 | 2,448 | 770 | 1,763 | 0 | 83,468 |
| | Hardin | 24,576 | 5,177 | 252 | 5,220 | 1,096 | 0 | 26 | 21 | 78 | 36,446 |
| | Jefferson | 272,235 | 55,006 | 19,962 | 54,897 | 19,899 | 9,346 | 0 | 3,080 | 0 | 434,424 |
| | Lawrence | 88,028 | 17,207 | 17,032 | 17,171 | 4,058 | 2,900 | 40 | 737 | 0 | 147,173 |
| | Richland | 111,104 | 19,368 | 7,336 | 19,606 | 5,132 | 3,270 | 290 | 1,954 | 0 | 168,059 |
| | Wabash | 64,312 | 14,970 | 7,588 | 15,102 | 6,899 | 3,065 | 112 | 1,889 | 0 | 113,936 |
| | Wayne | 115,958 | 23,417 | 6,574 | 23,211 | 7,542 | 6,547 | 156 | 1,654 | 0 | 185,059 |
| | White | 133,615 | 35,771 | 6,938 | 36,880 | 11,348 | 8,318 | 2,483 | 2,331 | 0 | 237,683 |
| 2nd..... | Circuit Total | 1,280,745 | 284,090 | 78,517 | 284,917 | 85,139 | 57,249 | 6,914 | 17,975 | 78 | 2,095,623 |
| 3rd..... | Bond | 28,673 | 69,660 | 36 | 69,588 | 17,443 | 25,243 | 692 | 693 | 0 | 212,028 |
| | Madison | 6,765,339 | 1,104,202 | 83,199 | 1,123,081 | 278,494 | 63,340 | 47,832 | 43,846 | 35,642 | 9,544,975 |
| 3rd..... | Circuit Total | 6,794,012 | 1,173,863 | 83,235 | 1,192,669 | 295,937 | 88,583 | 48,523 | 44,539 | 35,642 | 9,757,003 |
| 4th..... | Christian | 159,006 | 38,936 | 10,620 | 38,716 | 12,244 | 7,053 | 968 | 2,702 | 0 | 270,244 |
| | Clay | 65,103 | 19,869 | 10,128 | 16,935 | 4,108 | 3,392 | 726 | 8,994 | 0 | 129,256 |
| | Clinton | 174,669 | 39,818 | 14,768 | 41,158 | 10,456 | 9,046 | 616 | 4,898 | 0 | 295,429 |
| | Effingham | 212,297 | 56,338 | 20,697 | 59,124 | 42,840 | 13,726 | 4,059 | 1,952 | 0 | 411,034 |
| | Fayette | 117,546 | 54,583 | 19,542 | 55,183 | 14,095 | 16,765 | 998 | 2,536 | 0 | 281,246 |
| | Jasper | 57,186 | 15,961 | 36 | 15,166 | 4,141 | 3,956 | 341 | 1,427 | 0 | 98,214 |
| | Marion | 78,158 | 61,579 | 38,137 | 61,101 | 3,742 | 0 | 0 | 8,295 | 0 | 251,012 |
| | Montgomery | 151,438 | 60,532 | 23,313 | 60,616 | 16,895 | 17,625 | 2,004 | 7,880 | 0 | 340,302 |
| | Shelby | 98,671 | 23,402 | 21,650 | 22,587 | 6,929 | 4,633 | 135 | 756 | 0 | 178,762 |
| 4th..... | Circuit Total | 1,114,073 | 371,018 | 158,891 | 370,585 | 115,450 | 76,195 | 9,846 | 39,439 | 0 | 2,255,498 |
| 5th..... | Clark | 110,702 | 29,853 | 3,151 | 30,087 | 7,956 | 8,199 | 100 | 5,116 | 22 | 195,185 |
| | Coles | 314,285 | 69,528 | 211 | 69,876 | 16,393 | 12,377 | 2,341 | 2,799 | 0 | 487,810 |
| | Cumberland | 66,435 | 14,383 | 1,615 | 14,225 | 5,230 | 3,502 | 0 | 1,173 | 0 | 106,563 |
| | Edgar | 100,691 | 17,131 | 3,730 | 17,093 | 6,309 | 4,959 | 437 | 672 | 0 | 151,021 |
| | Vermilion | 1,100,117 | 105,080 | 0 | 105,683 | 27,984 | 14,637 | 0 | 5,940 | 7,631 | 1,367,071 |
| 5th..... | Circuit Total | 1,692,230 | 235,974 | 8,707 | 236,963 | 63,872 | 43,673 | 2,877 | 15,700 | 7,653 | 2,307,650 |

CIRCUIT CLERK FEES AND OTHER REVENUE

| CIRCUIT | COUNTY | FEES AND OTHER REVENUE OF CLERK'S OFFICE | | | | | | | | | |
|-----------|---------------|--|-----------------------|-------------------------------|-----------------------|---------------------------|-------------------------|----------------------------|----------------------------|---------|------------------------------|
| | | CLERK'S FEES AND COSTS | COURT AUTOMATION FUND | MAINTENANCE AND CHILD SUPPORT | DOCUMENT STORAGE FUND | OPERATION AND ADMIN. FUND | CLERK'S E-CITATION FUND | INTEREST ON INVESTED FUNDS | DHFS IV-D CONTR. & INCENT. | OTHER | TOTAL FEES AND OTHER REVENUE |
| 6th..... | Champaign | 761,957 | 234,156 | 3,410 | 233,021 | 60,902 | 48,728 | 151,359 | 0 | 105,552 | 1,599,084 |
| | DeWitt | 105,661 | 24,987 | 2,441 | 24,860 | 7,955 | 6,255 | 42 | 1,383 | 0 | 173,583 |
| | Douglas | 38,584 | 36,051 | 5,950 | 35,874 | 17,943 | 9,626 | 297 | 1,948 | 0 | 146,273 |
| | Macon | 779,536 | 170,754 | 29,325 | 169,562 | 83,483 | 25,819 | 13,995 | 13,309 | 0 | 1,285,783 |
| | Moultrie | 73,808 | 21,113 | 4,882 | 21,124 | 7,752 | 6,057 | 10 | 965 | 0 | 135,713 |
| | Piatt | 67,772 | 17,125 | 2,521 | 17,140 | 7,929 | 2,746 | 176 | 1,973 | 0 | 117,382 |
| 6th..... | Circuit Total | 1,827,317 | 504,186 | 48,529 | 501,582 | 185,965 | 99,231 | 165,879 | 19,579 | 105,552 | 3,457,818 |
| 7th..... | Greene | 70,568 | 20,326 | 3,852 | 20,145 | 5,494 | 4,506 | 4 | 2,137 | 0 | 127,032 |
| | Jersey | 153,336 | 56,752 | 2,763 | 55,871 | 15,351 | 15,344 | 355 | 41,612 | 0 | 341,383 |
| | Macoupin | 289,608 | 79,476 | 3,409 | 78,694 | 30,494 | 21,102 | 1,091 | 5,788 | 0 | 509,661 |
| | Morgan | 252,009 | 40,969 | 12,825 | 41,365 | 14,081 | 7,046 | 1,437 | 4,900 | 0 | 374,632 |
| | Sangamon | 369,298 | 357,076 | 44,426 | 350,658 | 84,461 | 83,799 | 97,938 | 14,075 | 0 | 1,401,731 |
| | Scott | 28,214 | 10,038 | 1,011 | 10,091 | 2,366 | 2,575 | 0 | 2,903 | 0 | 57,197 |
| | 7th..... | Circuit Total | 1,163,032 | 564,637 | 68,286 | 556,824 | 152,245 | 134,372 | 100,825 | 71,415 | 0 |
| 8th..... | Adams | 396,712 | 104,746 | 36 | 104,936 | 29,950 | 21,433 | 4,679 | 6,957 | 0 | 669,449 |
| | Brown | 52,952 | 14,878 | 3,042 | 14,844 | 3,877 | 4,940 | 149 | 0 | 0 | 94,681 |
| | Calhoun | 30,200 | 6,467 | 2,212 | 6,493 | 1,874 | 1,429 | 64 | 1,521 | 0 | 50,259 |
| | Cass | 71,925 | 19,324 | 7,830 | 19,400 | 5,155 | 5,178 | 163 | 1,092 | 0 | 130,067 |
| | Mason | 108,982 | 34,397 | 4,288 | 34,140 | 9,285 | 10,689 | 640 | 1,759 | 0 | 204,180 |
| | Menard | 46,455 | 10,315 | 180 | 10,467 | 2,299 | 1,698 | 253 | 947 | 0 | 72,613 |
| | Pike | 64,065 | 40,705 | 5,611 | 41,268 | 14,048 | 11,490 | 0 | 1,910 | 0 | 179,097 |
| | Schuyler | 53,889 | 19,356 | 4,977 | 19,315 | 5,146 | 5,521 | 0 | 1,364 | 0 | 109,567 |
| | 8th..... | Circuit Total | 825,180 | 250,188 | 28,176 | 250,863 | 71,633 | 62,376 | 5,947 | 15,550 | 0 |
| 9th..... | Fulton | 132,085 | 48,987 | 10,726 | 49,224 | 11,955 | 10,111 | 1,780 | 2,058 | 71 | 266,999 |
| | Hancock | 22,935 | 24,459 | 72 | 24,505 | 27,249 | 5,692 | 1,774 | 533 | 0 | 107,220 |
| | Henderson | 15,601 | 25,285 | 2,137 | 25,371 | 7,138 | 9,648 | 27 | 1,302 | 0 | 86,508 |
| | Knox | 116,033 | 78,063 | 11,007 | 77,061 | 19,901 | 18,573 | 0 | 5,271 | 0 | 325,909 |
| | McDonough | 213,540 | 39,543 | 1,658 | 39,552 | 11,912 | 9,982 | 1,357 | 1,323 | 0 | 318,866 |
| | Warren | 26,198 | 24,569 | 15,040 | 24,633 | 7,126 | 6,073 | 32 | 2,536 | 0 | 106,207 |
| | 9th..... | Circuit Total | 526,392 | 240,906 | 40,641 | 240,346 | 85,280 | 60,079 | 4,971 | 13,023 | 71 |
| 10th..... | Marshall | 65,420 | 10,477 | 3,669 | 10,396 | 5,807 | 2,296 | 61 | 168 | 0 | 98,295 |
| | Peoria | 1,556,506 | 272,059 | 21,766 | 260,667 | 95,263 | 45,743 | 5,430 | 21,772 | 0 | 2,279,207 |
| | Putnam | 32,605 | 15,969 | 1,163 | 15,980 | 4,610 | 5,263 | 60 | 1,406 | 264 | 77,319 |
| | Stark | 39,238 | 13,295 | 5,227 | 13,482 | 3,808 | 4,058 | 55 | 795 | 0 | 79,958 |
| | Tazewell | 931,227 | 224,795 | 32,269 | 225,352 | 85,315 | 58,385 | 6,786 | 8,678 | 24,673 | 1,597,480 |
| | 10th..... | Circuit Total | 2,624,996 | 536,594 | 64,095 | 525,877 | 194,803 | 115,746 | 12,393 | 32,819 | 24,937 |
| 11th..... | Ford | 84,993 | 15,694 | 0 | 16,129 | 5,094 | 3,130 | 481 | 1,278 | 0 | 126,799 |
| | Livingston | 317,204 | 61,425 | 16,139 | 57,425 | 16,917 | 15,322 | 1,299 | 2,617 | 0 | 488,346 |
| | Logan | 260,667 | 52,722 | 11,248 | 52,559 | 27,995 | 12,681 | 381 | 2,198 | 0 | 420,451 |
| | McLean | 311,569 | 319,713 | 50,712 | 313,046 | 81,886 | 85,521 | 22,666 | 9,807 | 0 | 1,194,920 |
| | Woodford | 219,174 | 45,756 | 23,007 | 44,562 | 13,386 | 11,670 | 0 | 5,498 | 0 | 363,053 |
| | 11th..... | Circuit Total | 1,193,607 | 495,309 | 101,105 | 483,721 | 145,278 | 128,324 | 24,827 | 21,398 | 0 |

CIRCUIT CLERK FEES AND OTHER REVENUE

| CIRCUIT | COUNTY | FEES AND OTHER REVENUE OF CLERK'S OFFICE | | | | | | | | | |
|-----------|-----------------|--|-----------------------|-------------------------------|-----------------------|---------------------------|-------------------------|----------------------------|----------------------------|---------|------------------------------|
| | | CLERK'S FEES AND COSTS | COURT AUTOMATION FUND | MAINTENANCE AND CHILD SUPPORT | DOCUMENT STORAGE FUND | OPERATION AND ADMIN. FUND | CLERK'S E-CITATION FUND | INTEREST ON INVESTED FUNDS | DHFS IV-D CONTR. & INCENT. | OTHER | TOTAL FEES AND OTHER REVENUE |
| 12th..... | Will | 692,667 | 1,164,129 | 97,138 | 1,118,409 | 588,950 | 292,063 | 108,612 | 20,874 | 0 | 4,082,843 |
| 12th..... | Circuit Total | 692,667 | 1,164,129 | 97,138 | 1,118,409 | 588,950 | 292,063 | 108,612 | 20,874 | 0 | 4,082,843 |
| 13th..... | Bureau | 204,710 | 45,175 | 17,445 | 45,197 | 13,353 | 8,288 | 1,001 | 6,011 | 0 | 341,180 |
| | Grundy | 497,917 | 115,259 | 17,652 | 115,099 | 29,218 | 32,440 | 2,423 | 2,890 | 0 | 812,897 |
| | LaSalle | 199,641 | 182,035 | 14,984 | 181,753 | 106,547 | 40,806 | 62 | 6,930 | 0 | 732,758 |
| 13th..... | Circuit Total | 902,268 | 342,469 | 50,081 | 342,049 | 149,118 | 81,534 | 3,486 | 15,831 | 0 | 1,886,835 |
| 14th..... | Henry | 289,841 | 84,558 | 13,169 | 83,801 | 25,364 | 20,538 | 17,009 | 3,353 | 0 | 537,632 |
| | Mercer | 75,637 | 13,832 | 0 | 13,959 | 4,224 | 2,477 | 373 | 1,759 | 0 | 112,260 |
| | Rock Island | 1,167,854 | 208,009 | 115,831 | 209,078 | 54,488 | 49,411 | 27,278 | 18,674 | 0 | 1,850,621 |
| | Whiteside | 470,925 | 121,755 | 0 | 121,199 | 28,842 | 28,334 | 0 | 5,528 | 0 | 776,583 |
| 14th..... | Circuit Total | 2,004,257 | 428,153 | 129,000 | 428,037 | 112,917 | 100,759 | 44,659 | 29,314 | 0 | 3,277,097 |
| 15th..... | Carroll | 81,245 | 30,362 | 4,812 | 30,049 | 7,606 | 8,835 | 2,324 | 1,089 | 0 | 166,321 |
| | Jo Daviess | 101,147 | 35,793 | 0 | 35,740 | 9,101 | 10,194 | 0 | 879 | 0 | 192,855 |
| | Lee | 205,046 | 64,427 | 8,477 | 64,382 | 16,825 | 17,119 | 4,385 | 756 | 0 | 381,417 |
| | Ogle | 275,700 | 103,570 | 0 | 104,346 | 27,540 | 32,094 | 5,789 | 3,765 | 0 | 552,805 |
| | Stephenson | 292,470 | 104,711 | 14,919 | 104,294 | 23,157 | 25,885 | 0 | 3,678 | 0 | 569,115 |
| 15th..... | Circuit Total | 955,609 | 338,863 | 28,208 | 338,811 | 84,228 | 94,128 | 12,498 | 10,169 | 0 | 1,862,513 |
| 16th..... | Kane | 3,317,807 | 879,235 | 97,772 | 833,184 | 137,653 | 182,715 | 7,989 | 14,637 | 0 | 5,470,992 |
| 16th..... | Circuit Total | 3,317,807 | 879,235 | 97,772 | 833,184 | 137,653 | 182,715 | 7,989 | 14,637 | 0 | 5,470,992 |
| 17th..... | Boone | 133,775 | 96,424 | 9,649 | 97,169 | 29,172 | 25,290 | 3,599 | 4,814 | 0 | 399,893 |
| | Winnebago | 2,311,220 | 413,100 | 46,718 | 449,998 | 99,315 | 92,642 | 25,519 | 28,712 | 0 | 3,467,224 |
| 17th..... | Circuit Total | 2,444,995 | 509,525 | 56,367 | 547,168 | 128,487 | 117,931 | 29,118 | 33,526 | 0 | 3,867,117 |
| 18th..... | DuPage | 2,450,094 | 1,524,964 | 185,195 | 1,540,752 | 1,086,213 | 428,424 | 0 | 0 | 0 | 7,215,641 |
| 18th..... | Circuit Total | 2,450,094 | 1,524,964 | 185,195 | 1,540,752 | 1,086,213 | 428,424 | 0 | 0 | 0 | 7,215,641 |
| 19th..... | Lake | 1,199,940 | 961,274 | 50,682 | 941,429 | 256,432 | 238,792 | 5,396 | 0 | 0 | 3,653,945 |
| 19th..... | Circuit Total | 1,199,940 | 961,274 | 50,682 | 941,429 | 256,432 | 238,792 | 5,396 | 0 | 0 | 3,653,945 |
| 20th..... | Monroe | 223,034 | 43,864 | 71,446 | 46,988 | 16,027 | 12,464 | 1,003 | 399 | 0 | 415,227 |
| | Perry | 133,666 | 28,093 | 11,379 | 28,235 | 7,093 | 6,557 | 0 | 840 | 0 | 215,862 |
| | Randolph | 151,169 | 51,642 | 9,780 | 48,385 | 13,586 | 6,365 | 125 | 966 | 0 | 282,018 |
| | St. Clair | 1,351,812 | 871,672 | 66,223 | 876,594 | 21,574 | 66,799 | 15,952 | 23,688 | 0 | 3,294,314 |
| | Washington | 89,381 | 17,934 | 3,004 | 17,854 | 5,147 | 3,529 | 376 | 963 | 0 | 138,188 |
| 20th..... | Circuit Total | 1,949,062 | 1,013,206 | 161,832 | 1,018,056 | 63,426 | 95,713 | 17,457 | 26,856 | 0 | 4,345,609 |
| 21st..... | Iroquois | 172,184 | 47,228 | 2,918 | 47,462 | 13,555 | 11,891 | 276 | 2,686 | 0 | 298,200 |
| | Kankakee | 875,975 | 191,622 | 18,808 | 193,093 | 45,882 | 40,556 | 2,718 | 10,553,784 | 20 | 11,922,457 |
| 21st..... | Circuit Total | 1,048,159 | 238,850 | 21,726 | 240,555 | 59,438 | 52,446 | 2,994 | 10,556,469 | 20 | 12,220,657 |
| 22nd..... | McHenry | 1,869,862 | 547,598 | 74,702 | 529,416 | 150,439 | 148,982 | 221,009 | 7,749 | 0 | 3,549,757 |
| 22nd..... | Circuit Total | 1,869,862 | 547,598 | 74,702 | 529,416 | 150,439 | 148,982 | 221,009 | 7,749 | 0 | 3,549,757 |
| 23rd..... | DeKalb | 503,847 | 146,699 | 12,589 | 148,491 | 135,929 | 32,927 | 6,319 | 6,426 | 0 | 993,225 |
| | Kendall | 995,428 | 136,884 | 0 | 132,867 | 33,219 | 22,427 | 135 | 2,562 | 0 | 1,323,522 |
| | Circuit Total | 1,499,275 | 283,583 | 12,589 | 281,357 | 169,148 | 55,353 | 6,454 | 8,988 | 0 | 2,316,747 |
| | Downstate Total | 41,565,576 | 13,586,295 | 1,656,395 | 13,497,791 | 4,561,161 | 2,929,008 | 861,119 | 13,408,786 | 174,841 | 92,240,972 |
| Cook | Cook County | 52,677,051 | 7,328,107 | 1,017,271 | 6,702,839 | 903,585 | 785,515 | 212,389 | 1,145,278 | 0 | 70,772,035 |
| | State Total | 94,242,627 | 20,914,402 | 2,673,666 | 20,200,630 | 5,464,746 | 3,714,523 | 1,073,508 | 14,554,064 | 174,841 | 163,013,007 |

CIRCUIT CLERK COST OF OPERATING BY COUNTY

DECEMBER 1, 2019-NOVEMBER 30, 2020

| COST OF OPERATING CLERK'S OFFICE | | | | | | | | | | | | |
|----------------------------------|---------------|----------------|------------------------------|-----------------|-----------------|---------------------|--|---------------------------------|----------------------------------|---------------------|-----------------------|----------------------------------|
| CIRCUIT | COUNTY | CLERK'S SALARY | ALL OTHER PERSONNEL SALARIES | FULL TIME STAFF | PART TIME STAFF | AUTOMATION EXPENSES | MAINTENANCE AND CHILD SUPPORT EXPENSES | COURT DOCUMENT STORAGE EXPENSES | OPERATION & ADMIN. FUND EXPENSES | E-CITATION EXPENSES | OTHER OFFICE EXPENSES | TOTAL COST OF OPERATING EXPENSES |
| 1st..... | Alexander | 39,500 | 85,638 | 3 | 0 | 25,428 | 0 | 9,852 | 2,325 | 0 | 14,430 | 177,174 |
| | Jackson | 68,447 | 575,325 | 14 | 0 | 107,552 | 30,372 | 92,557 | 5,588 | 0 | 333,320 | 1,213,163 |
| | Johnson | 48,789 | 112,004 | 4 | 0 | 67,150 | 0 | 9,012 | 1,555 | 0 | 5,079 | 243,590 |
| | Massac | 47,743 | 151,691 | 4 | 0 | 250,283 | 4,548 | 4,733 | 0 | 0 | 9,642 | 468,641 |
| | Pope | 43,225 | 27,898 | 1 | 0 | 8,086 | 1,000 | 15,648 | 1,993 | 0 | 3,631 | 101,482 |
| | Pulaski | 59,184 | 105,460 | 4 | 0 | 131,503 | 0 | 0 | 0 | 0 | 20,807 | 316,955 |
| | Saline | 61,200 | 215,885 | 5 | 1 | * 90,686 | 6,055 | 1,816 | 4,574 | 0 | 0 | 380,216 |
| | Union | 62,664 | 196,339 | 7 | 0 | 40,690 | 299 | 3,328 | 79 | 0 | 5,428 | 308,828 |
| | Williamson | 86,253 | 574,782 | 17 | 3 | * 64,798 | 0 | * 13,299 | 5,909 | 0 | 20,205 | 765,248 |
| 1st..... | Circuit Total | 517,006 | 2,045,026 | 59 | 4 | * 786,177 | 42,275 | * 150,248 | 22,021 | 0 | 412,542 | 3,975,297 |
| 2nd..... | Crawford | 60,030 | 166,500 | 5 | 1 | 16,964 | 8,729 | 7,109 | 0 | 0 | 14,799 | 274,131 |
| | Edwards | 38,567 | 38,980 | 1 | 2 | * 14,624 | 0 | 10,000 | 513 | 0 | 4,238 | 106,923 |
| | Franklin | 64,453 | 222,116 | 7 | 0 | 19,524 | 0 | 0 | 7,637 | 0 | 15,045 | 328,775 |
| | Gallatin | 50,210 | 33,428 | 1 | 1 | 4,940 | 2,581 | 4,019 | 111 | 0 | 8,045 | 103,335 |
| | Hamilton | 43,039 | 71,605 | 2 | 0 | 18,252 | 1,240 | 3,208 | 1,025 | 0 | 3,611 | 141,981 |
| | Hardin | 26,826 | 21,202 | 1 | 0 | 3,859 | 1,420 | 7,951 | 20 | 0 | 10,085 | 71,364 |
| | Jefferson | 55,500 | 344,911 | 9 | 0 | 3,449 | 0 | 50,106 | 5,287 | 0 | 0 | 459,253 |
| | Lawrence | 39,788 | 96,056 | 4 | 0 | 19,792 | 0 | 2,483 | 225 | 0 | 8,263 | 166,608 |
| | Richland | 47,634 | 101,336 | 4 | 0 | 16,484 | 2,334 | 1,562 | 181 | 0 | 13,296 | 182,829 |
| | Wabash | 37,000 | 76,234 | 3 | 0 | 17,782 | 476 | 17,462 | 585 | 0 | 4,823 | 154,363 |
| | Wayne | 50,286 | 141,697 | 4 | 2 | 8,965 | 0 | 4,813 | 1,906 | 0 | 8,547 | 216,216 |
| | White | 48,124 | 113,566 | 4 | 2 | 24,301 | 14,347 | 12,039 | 3,016 | 0 | 6,913 | 222,307 |
| | 2nd..... | Circuit Total | 561,458 | 1,427,635 | 45 | 8 | * 168,935 | 31,129 | 120,756 | 20,506 | 0 | 97,664 |
| 3rd..... | Bond | 62,800 | 165,746 | 5 | 2 | 70,832 | 0 | 27,580 | 2,904 | 34,975 | 23,041 | 387,880 |
| | Madison | 116,730 | 4,143,178 | 78 | 0 | 295,876 | 3,857 | 49,017 | 25,692 | 72,043 | 170,069 | 4,876,462 |
| 3rd..... | Circuit Total | 179,529 | 4,308,924 | 83 | 2 | 366,708 | 3,857 | 76,598 | 28,596 | 107,018 | 193,109 | 5,264,342 |
| 4th..... | Christian | 65,285 | 208,066 | 8 | 0 | 37,462 | 4,447 | 6,692 | 3,965 | 0 | 59,507 | 385,424 |
| | Clay | 59,976 | 73,179 | 3 | 0 | 22,718 | 3,250 | 61,689 | 2,499 | 0 | 10,822 | 234,134 |
| | Clinton | 70,857 | 217,301 | 5 | 0 | 22,830 | 0 | 14,218 | 1,332 | 0 | 17,213 | 343,752 |
| | Effingham | 66,466 | 409,980 | 11 | 1 | 7,835 | 0 | 24,568 | 16,505 | 0 | 5,321 | 530,675 |
| | Fayette | 55,783 | 153,753 | 6 | 1 | * 44,900 | 4,673 | 6,610 | 1,310 | 7,564 | 0 | 274,595 |
| | Jasper | 57,000 | 61,723 | 1 | 1 | 20,102 | 0 | 13,009 | 0 | 0 | 8,055 | 159,890 |
| | Marion | 63,000 | 314,922 | 8 | 3 | 116,463 | 3,933 | 86,077 | 3,742 | 0 | 40,457 | 628,594 |
| | Montgomery | 66,817 | 189,904 | 7 | 0 | 76,420 | 0 | 900 | 17,860 | 4,840 | 4,698 | 361,441 |
| | Shelby | 55,345 | 156,543 | 4 | 0 | 22,174 | 4,774 | 1,789 | 2,631 | 0 | 16,007 | 259,264 |
| 4th..... | Circuit Total | 560,528 | 1,785,376 | 53 | 6 | * 370,904 | 21,077 | 215,556 | 49,843 | 12,404 | 162,080 | 3,177,769 |
| 5th..... | Clark | 51,790 | 143,441 | 4 | 3 | 8,588 | 0 | 32,422 | 352 | 3,783 | 9,032 | 249,408 |
| | Coles | 65,780 | 318,419 | 11 | 3 | 4,927 | 359 | 0 | 0 | 0 | 17,425 | 406,910 |
| | Cumberland | 42,128 | 78,913 | 3 | 0 | * 13,356 | 0 | 9,300 | 0 | 0 | 10,553 | 154,252 |
| | Edgar | 49,712 | 146,413 | 5 | 2 | 19,943 | 0 | 2,073 | 5,103 | 0 | 12,835 | 236,080 |
| | Vermilion | 70,710 | 653,748 | 23 | 3 | 84,432 | 517 | 48,873 | 4,619 | 0 | 32,309 | 895,209 |
| 5th..... | Circuit Total | 280,120 | 1,340,935 | 46 | 11 | * 131,246 | 876 | 92,669 | 10,074 | 3,783 | 82,154 | 1,941,859 |

* Includes expenditures paid from the County General Fund

CIRCUIT CLERK COST OF OPERATING

| COST OF OPERATING CLERK'S OFFICE | | | | | | | | | | | | |
|----------------------------------|---------------|----------------|------------------------------|-----------------|-----------------|---------------------|--|---------------------------------|----------------------------------|---------------------|-----------------------|----------------------------------|
| CIRCUIT | COUNTY | CLERK'S SALARY | ALL OTHER PERSONNEL SALARIES | FULL TIME STAFF | PART TIME STAFF | AUTOMATION EXPENSES | MAINTENANCE AND CHILD SUPPORT EXPENSES | COURT DOCUMENT STORAGE EXPENSES | OPERATION & ADMIN. FUND EXPENSES | E-CITATION EXPENSES | OTHER OFFICE EXPENSES | TOTAL COST OF OPERATING EXPENSES |
| 6th..... | Champaign | 97,538 | 1,420,757 | 37 | 0 | 285,322 | 0 | 137,524 | 63,722 | 0 | 30,612 | 2,035,475 |
| | DeWitt | 58,000 | 125,343 | 4 | 1 | 3,162 | 0 | 19,741 | 5,486 | 0 | 4,792 | 216,525 |
| | Douglas | 68,566 | 186,134 | 6 | 0 | 22,464 | 2,993 | 11,342 | 3,386 | 0 | 6,099 | 300,987 |
| | Macon | 83,858 | 937,130 | 27 | 0 | 59,208 | 15,789 | 110,700 | 99,581 | 3,300 | 324,140 | 1,633,706 |
| | Moultrie | 53,045 | 134,674 | 5 | 0 | * 42,492 | 4,918 | 9,234 | 5,477 | 1,181 | 10,800 | 261,822 |
| | Piatt | 58,366 | 204,649 | 6 | 0 | 16,706 | 0 | 19,779 | 14,202 | 0 | 296 | 313,999 |
| 6th..... | Circuit Total | 419,373 | 3,008,688 | 85 | 1 | * 429,353 | 23,701 | 308,322 | 191,854 | 4,481 | 376,739 | 4,762,513 |
| 7th..... | Greene | 62,762 | 90,097 | 3 | 0 | 6,618 | 0 | 16,423 | 1,938 | 0 | 4,171 | 182,010 |
| | Jersey | 58,979 | 190,850 | 5 | 1 | 46,053 | 70 | 26,325 | 7,265 | 0 | 5,793 | 335,337 |
| | Macoupin | 67,117 | 392,676 | 9 | 0 | 61,550 | 176 | 14,229 | 8,473 | 0 | 18,635 | 562,858 |
| | Morgan | 67,500 | 257,154 | 9 | 1 | 44,406 | 0 | 14,405 | 0 | 0 | 6,621 | 390,087 |
| | Sangamon | 105,970 | 2,139,433 | 58 | 18 | 312,238 | 20,653 | 165,982 | 55,900 | 103,824 | 828,964 | 3,732,966 |
| | Scott | 45,578 | 31,258 | 2 | 0 | 0 | 0 | 0 | 0 | 0 | 5,716 | 82,552 |
| 7th..... | Circuit Total | 407,906 | 3,101,470 | 86 | 20 | 470,865 | 20,900 | 237,367 | 73,576 | 103,824 | 869,901 | 5,285,811 |
| 8th..... | Adams | 62,088 | 556,457 | 14 | 0 | 40,762 | 0 | 0 | 6,392 | 400 | 48,706 | 714,805 |
| | Brown | 33,500 | 50,026 | 2 | 0 | 3,864 | 0 | 14,046 | 0 | 0 | 5,294 | 106,732 |
| | Calhoun | 37,860 | 33,822 | 1 | 1 | 9,193 | 0 | 6,714 | 675 | 0 | 10,259 | 98,524 |
| | Cass | 81,908 | 120,526 | 3 | 2 | 16,391 | 0 | 8,612 | 0 | 0 | 6,502 | 233,939 |
| | Mason | 70,820 | 129,551 | 4 | 0 | 27,269 | 0 | 0 | 3,508 | 8,640 | 8,425 | 248,214 |
| | Menard | 69,264 | 134,303 | 3 | 0 | 16,406 | 0 | 2,812 | 0 | 0 | 6,583 | 229,369 |
| | Pike | 55,133 | 163,819 | 6 | 0 | 53,640 | 0 | 86,062 | 0 | 0 | 551 | 359,208 |
| | Schuyler | 49,649 | 98,325 | 3 | 0 | 0 | 0 | 3,608 | 0 | 0 | 9,382 | 160,964 |
| | 8th..... | Circuit Total | 460,222 | 1,286,832 | 36 | 3 | 167,526 | 0 | 121,857 | 10,575 | 9,040 | 95,702 |
| 9th..... | Fulton | 61,851 | 378,632 | 10 | 0 | 20,599 | 1,100 | 19,624 | 0 | 0 | 38,325 | 520,131 |
| | Hancock | 54,140 | 136,741 | 4 | 0 | 32,867 | 0 | 18,603 | 3,399 | 0 | 13,735 | 259,486 |
| | Henderson | 51,805 | 108,791 | 3 | 2 | 0 | 0 | 0 | 0 | 0 | 12,000 | 172,596 |
| | Knox | 81,521 | 660,296 | 18 | 0 | 34,718 | 0 | 18,199 | 2,536 | 0 | 19,388 | 816,661 |
| | McDonough | 58,180 | 409,943 | 12 | 3 | 62,723 | 2,813 | 58 | 0 | 0 | 32,996 | 566,714 |
| | Warren | 55,378 | 126,656 | 4 | 0 | 25,705 | 0 | 236,572 | 967 | 0 | 10,469 | 455,747 |
| | 9th..... | Circuit Total | 362,875 | 1,821,061 | 51 | 5 | 176,612 | 3,913 | 293,057 | 6,902 | 0 | 126,913 |
| 10th.... | Marshall | 55,090 | 109,903 | 3 | 0 | 17,788 | 5,094 | 2,449 | 4,633 | 0 | 19,099 | 214,057 |
| | Peoria | 96,185 | 1,474,007 | 32 | 0 | 41,000 | 0 | 276,396 | 0 | 9,500 | 282,970 | 2,180,059 |
| | Putnam | 49,849 | 30,066 | 1 | 0 | 6,322 | 225 | 5,630 | 75 | 0 | 258 | 92,426 |
| | Stark | 40,000 | 23,977 | 0 | 2 | 4,801 | 2,913 | 16,954 | 0 | 0 | 1,514 | 90,159 |
| | Tazewell | 94,552 | 1,011,212 | 31 | 0 | 61,836 | 0 | 70,831 | 4,368 | 3,186 | 11,275 | 1,257,261 |
| | 10th.... | Circuit Total | 335,676 | 2,649,166 | 67 | 2 | 131,747 | 8,233 | 372,261 | 9,076 | 12,686 | 315,117 |
| 11th.... | Ford | 57,000 | 51,213 | 2 | 1 | * 10,980 | 29,034 | 11,056 | 2,034 | 0 | 6,519 | 167,837 |
| | Livingston | 69,800 | 260,727 | 9 | 2 | 39,358 | 3,000 | 21,132 | 2,825 | 0 | 21,054 | 417,897 |
| | Logan | 65,500 | 405,802 | 9 | 4 | 34,561 | 0 | 11,583 | 0 | 0 | 30,528 | 547,975 |
| | McLean | 106,099 | 1,809,314 | 45 | 24 | 177,342 | 28,892 | 162,619 | 23,808 | 0 | 408,952 | 2,717,026 |
| | Woodford | 67,346 | 264,757 | 8 | 0 | 40,382 | 463 | 20,591 | 4,733 | 0 | 23,724 | 421,998 |
| | 11th.... | Circuit Total | 365,745 | 2,791,814 | 73 | 31 | * 302,623 | 61,390 | 226,983 | 33,401 | 0 | 490,777 |

* Includes expenditures paid from the County General Fund

CIRCUIT CLERK COST OF OPERATING

| COST OF OPERATING CLERK'S OFFICE | | | | | | | | | | | | |
|----------------------------------|---------------|----------------|------------------------------|-----------------|-----------------|---------------------|--|---------------------------------|----------------------------------|---------------------|-----------------------|----------------------------------|
| CIRCUIT | COUNTY | CLERK'S SALARY | ALL OTHER PERSONNEL SALARIES | FULL TIME STAFF | PART TIME STAFF | AUTOMATION EXPENSES | MAINTENANCE AND CHILD SUPPORT EXPENSES | COURT DOCUMENT STORAGE EXPENSES | OPERATION & ADMIN. FUND EXPENSES | E-CITATION EXPENSES | OTHER OFFICE EXPENSES | TOTAL COST OF OPERATING EXPENSES |
| 12th.... | Will | 93,000 | 6,068,114 | 154 | 0 | 2,240,078 | 52,675 | 448,155 | 99,625 | 150,249 | 3,077,053 | 12,228,950 |
| 12th.... | Circuit Total | 93,000 | 6,068,114 | 154 | 0 | 2,240,078 | 52,675 | 448,155 | 99,625 | 150,249 | 3,077,053 | 12,228,950 |
| 13th.... | Bureau | 66,358 | 217,757 | 9 | 0 | 0 | 28,397 | 16,846 | 0 | 0 | 7,742 | 337,100 |
| | Grundy | 78,613 | 262,135 | 8 | 0 | 32,388 | 153 | 25,475 | 13,078 | 0 | 4,078 | 415,920 |
| | LaSalle | 65,341 | 1,247,477 | 27 | 2 | 138,867 | 2,304 | 42,207 | 42,335 | 4,750 | 3,758 | 1,547,040 |
| 13th.... | Circuit Total | 210,312 | 1,727,369 | 44 | 2 | 171,255 | 30,854 | 84,528 | 55,413 | 4,750 | 15,578 | 2,300,060 |
| 14th.... | Henry | 74,398 | 435,943 | 13 | 3 | 36,682 | 8,014 | 44,902 | 3,623 | 0 | 14,696 | 618,260 |
| | Mercer | 51,198 | 78,144 | 3 | 0 | 21,343 | 225 | 14,442 | 54 | 0 | 19,918 | 185,325 |
| | Rock Island | 91,800 | 1,340,223 | 39 | 4 | 130,690 | 0 | 129,676 | 18,002 | 0 | 0 | 1,710,391 |
| | Whiteside | 81,000 | 369,642 | 11 | 2 | 114,650 | 0 | 32,060 | 5,143 | 0 | 0 | 602,496 |
| 14th.... | Circuit Total | 298,396 | 2,223,954 | 66 | 9 | 303,365 | 8,239 | 221,082 | 26,822 | 0 | 34,614 | 3,116,472 |
| 15th.... | Carroll | 59,702 | 78,720 | 3 | 0 | * 11,399 | 16,316 | 6,631 | 351 | 0 | 9,311 | 182,431 |
| | Jo Daviess | 68,037 | 158,171 | 5 | 0 | 19,028 | 10,000 | 21,734 | 778 | 0 | 10,894 | 288,642 |
| | Lee | 65,086 | 317,611 | 11 | 3 | 46,978 | 5,421 | 83,787 | 0 | 0 | 106,730 | 625,613 |
| | Ogle | 84,000 | 531,368 | 12 | 0 | 71,612 | * 12,500 | 89,685 | 9,860 | 36,760 | 18,854 | 854,640 |
| | Stephenson | 62,133 | 487,069 | 14 | 0 | 33,065 | 11,009 | 13,463 | 19,765 | 0 | 9,703 | 636,210 |
| 15th.... | Circuit Total | 338,958 | 1,572,941 | 45 | 3 | * 182,081 | * 55,247 | 215,302 | 30,754 | 36,760 | 155,491 | 2,587,536 |
| 16th.... | Kane | 90,656 | 4,116,610 | 96 | 0 | 427,000 | 0 | 90,915 | 5,591 | 145,086 | 99,488 | 4,975,346 |
| 16th.... | Circuit Total | 90,656 | 4,116,610 | 96 | 0 | 427,000 | 0 | 90,915 | 5,591 | 145,086 | 99,488 | 4,975,346 |
| 17th.... | Boone | 77,761 | 700,068 | 19 | 1 | 48,243 | 0 | 27,535 | 27,358 | 90,741 | 19,083 | 990,789 |
| | Winnebago | 95,427 | 3,105,251 | 78 | 4 | 342,178 | 0 | 303,912 | 44,436 | 46,460 | 279,538 | 4,217,202 |
| 17th.... | Circuit Total | 173,189 | 3,805,319 | 97 | 5 | 390,421 | 0 | 331,447 | 71,794 | 137,201 | 298,620 | 5,207,991 |
| 18th.... | DuPage | 171,447 | 7,221,264 | 163 | 0 | * 1,776,503 | 139,874 | 1,646,852 | 814,647 | 212,291 | 431,601 | 12,414,481 |
| 18th.... | Circuit Total | 171,447 | 7,221,264 | 163 | 0 | * 1,776,503 | 139,874 | 1,646,852 | 814,647 | 212,291 | 431,601 | 12,414,481 |
| 19th.... | Lake | 127,874 | 6,163,002 | 131 | 3 | 188,898 | 0 | 265,381 | 0 | 23,500 | 2,861,115 | 9,629,770 |
| 19th.... | Circuit Total | 127,874 | 6,163,002 | 131 | 3 | 188,898 | 0 | 265,381 | 0 | 23,500 | 2,861,115 | 9,629,770 |
| 20th.... | Monroe | 75,568 | 223,489 | 5 | 1 | * 41,906 | 0 | 58,581 | 22,601 | 14,857 | 9,627 | 446,629 |
| | Perry | 58,500 | 149,738 | 5 | 0 | 7,047 | 381 | 9,271 | 1,397 | 0 | 3,833 | 230,167 |
| | Randolph | 65,995 | 298,495 | 6 | 0 | 28,599 | 0 | 4,359 | 0 | 0 | 23,822 | 421,270 |
| | St. Clair | 98,776 | 3,288,567 | 64 | 0 | 82,443 | 5,069 | 57,964 | 0 | 118,210 | 11,739 | 3,662,768 |
| | Washington | 58,200 | 94,879 | 3 | 0 | 9,729 | 11,162 | 665 | 2,131 | 0 | 5,668 | 182,436 |
| 20th.... | Circuit Total | 357,038 | 4,055,169 | 83 | 1 | * 169,724 | 16,612 | 130,841 | 26,129 | 133,067 | 54,689 | 4,943,270 |
| 21st.... | Iroquois | 60,433 | 153,321 | 6 | 1 | 18,064 | 11,074 | 2,877 | 16,068 | 0 | 0 | 261,838 |
| | Kankakee | 77,386 | 1,185,788 | 35 | 2 | * 261,129 | 1,673 | * 41,063 | 1,040 | 0 | 41,346 | 1,609,427 |
| 21st.... | Circuit Total | 137,819 | 1,339,109 | 41 | 3 | * 279,193 | 12,748 | * 43,941 | 17,108 | 0 | 41,346 | 1,871,265 |
| 22nd.... | McHenry | 104,750 | 2,032,942 | 55 | 0 | 265,165 | 80,000 | 256,257 | 36,870 | 52,477 | 21,588 | 2,850,049 |
| 22nd.... | Circuit Total | 104,750 | 2,032,942 | 55 | 0 | 265,165 | 80,000 | 256,257 | 36,870 | 52,477 | 21,588 | 2,850,049 |
| 23rd.... | Kendall | 109,638 | 1,016,691 | 19 | 13 | 25,025 | 0 | 272,710 | 41,095 | 31,798 | 524,574 | 2,021,531 |
| | Kendall | 91,554 | 872,785 | 25 | 3 | 129,490 | 18,718 | 64,984 | 1,760 | 39,398 | 31,708 | 1,250,399 |
| 23rd.... | Circuit Total | 201,192 | 1,889,476 | 44 | 16 | 154,515 | 18,718 | 337,694 | 42,855 | 71,197 | 556,283 | 3,271,931 |
| | Total | 6,755,069 | 67,782,207 | 1,703 | 135 | * 10,050,892 | * 632,326 | * 6,288,078 | 1,684,031 | 1,219,814 | 10,870,166 | 105,282,585 |
| Cook | Cook County | 105,000 | 73,858,617 | 1,162 | 0 | 5,232,936 | 1,021,273 | 2,387,132 | 236,063 | 158,426 | 29,458,210 | 112,457,659 |
| | State Total | 6,860,069 | 141,640,824 | 2,865 | 135 | * 15,283,828 | * 1,653,599 | * 8,675,211 | 1,920,094 | 1,378,240 | 40,328,376 | 217,740,244 |

* Includes expenditures paid from the County General Fund

CIRCUIT CLERK DISBURSEMENT OF FUNDS BY COUNTY

DECEMBER 1, 2019 - NOVEMBER 30, 2020

| CIRCUIT | COUNTY | MAINTENANCE AND CHILD SUPPORT PAYMENTS | FINES, PENALTIES, ASSESSMENTS AND FORFEITURES | | | | | | |
|----------|---------------|--|---|------------|---------------------------|---------|----------------------|-----------------|-------|
| | | | MUNICIPALITIES (CITIES, VILLAGES, TOWNS & PARK DISTRICTS) | | | | | | |
| | | | ALL EXCEPT DRUG FINES | DRUG FINES | CRIME LAB & CRIME LAB DUI | OTHER | TOTAL MUNICIPALITIES | DRUG TASK FORCE | |
| 1st..... | Alexander | 669,402 | 48,686 | 0 | 0 | 3,467 | 52,153 | 0 | |
| | Jackson | 4,040,206 | 160,634 | 0 | 0 | 17,739 | 178,373 | 0 | |
| | Johnson | 846,904 | 11,859 | 94 | 0 | 2,040 | 13,993 | 0 | |
| | Massac | 1,329,315 | 55,830 | 0 | 0 | 2,282 | 58,111 | 75 | |
| | Pope | 209,052 | 631 | 0 | 0 | 0 | 631 | 0 | |
| | Pulaski | 468,674 | 1,104,920 | 0 | 0 | 8,659 | 1,113,580 | 0 | |
| | Saline | 2,642,800 | 44,895 | 0 | 0 | 7,524 | 52,419 | 0 | |
| | Union | 1,174,730 | 15,881 | 313 | 0 | 3,694 | 19,887 | 0 | |
| | Williamson | 7,488,574 | 268,738 | 3,676 | 0 | 29,598 | 302,012 | 946 | |
| | 1st..... | Circuit Total | 18,869,655 | 1,712,074 | 4,082 | 0 | 75,003 | 1,791,159 | 1,021 |
| 2nd..... | Crawford | 2,258,201 | 93,907 | 14,518 | 0 | 13,878 | 122,302 | 57 | |
| | Edwards | 599,768 | 12,977 | 0 | 0 | 1,198 | 14,175 | 0 | |
| | Franklin | 3,880,126 | 36,593 | 0 | 0 | 11,260 | 47,853 | 0 | |
| | Gallatin | 490,913 | 11,646 | 0 | 0 | 324 | 11,970 | 0 | |
| | Hamilton | 863,297 | 8,617 | 220 | 0 | 2,711 | 11,548 | 284 | |
| | Hardin | 205,750 | 1,214 | 0 | 0 | 166 | 1,380 | 35 | |
| | Jefferson | 4,310,203 | 138,809 | 0 | 0 | 17,933 | 156,742 | 78 | |
| | Lawrence | 1,443,541 | 34,666 | 0 | 0 | 3,806 | 38,472 | 0 | |
| | Richland | 1,868,382 | 36,003 | 0 | 0 | 8,006 | 44,009 | 0 | |
| | Wabash | 1,437,233 | 38,403 | 150 | 0 | 8,065 | 46,617 | 0 | |
| | Wayne | 1,419,154 | 16,303 | 0 | 0 | 1,332 | 17,634 | 2,200 | |
| | White | 1,454,497 | 46,802 | 2,389 | 0 | 4,558 | 53,748 | 0 | |
| | 2nd..... | Circuit Total | 20,231,065 | 475,938 | 17,276 | 0 | 73,236 | 566,450 | 2,654 |
| | 3rd..... | Bond | 1,261,027 | 36,284 | 0 | 0 | 4,770 | 41,055 | 0 |
| Madison | | 24,706,165 | 540,901 | 3,779 | 0 | 126,560 | 671,240 | 1,682 | |
| 3rd..... | Circuit Total | 25,967,192 | 577,185 | 3,779 | 0 | 131,330 | 712,295 | 1,682 | |
| 4th..... | Christian | 3,461,630 | 108,604 | 2,045 | 0 | 11,678 | 122,326 | 0 | |
| | Clay | 1,470,405 | 26,735 | 0 | 0 | 3,659 | 30,394 | 400 | |
| | Clinton | 2,516,749 | 62,624 | 2,189 | 0 | 22,970 | 87,783 | 0 | |
| | Effingham | 3,064,362 | 70,946 | 0 | 0 | 12,399 | 83,345 | 0 | |
| | Fayette | 1,765,480 | 63,195 | 0 | 0 | 7,982 | 71,177 | 22 | |
| | Jasper | 625,810 | 12,428 | 4,478 | 0 | 2,859 | 19,765 | 0 | |
| | Marion | 4,456,987 | 106,283 | 0 | 0 | 14,743 | 121,026 | 0 | |
| | Montgomery | 2,479,085 | 63,023 | 0 | 0 | 12,505 | 75,528 | 569 | |
| | Shelby | 2,230,198 | 38,561 | 0 | 0 | 2,007 | 40,568 | 0 | |
| | 4th..... | Circuit Total | 22,070,705 | 552,400 | 8,712 | 0 | 90,801 | 651,913 | 991 |
| 5th..... | Clark | 1,334,993 | 85,612 | 0 | 0 | 5,662 | 91,274 | 0 | |
| | Coles | 4,521,671 | 171,933 | 5,653 | 4,043 | 40,458 | 222,087 | 17,270 | |
| | Cumberland | 939,287 | 41,316 | 0 | 0 | 4,190 | 45,507 | 0 | |
| | Edgar | 2,081,213 | 60,419 | 0 | 0 | 6,493 | 66,912 | 0 | |
| | Vermilion | 9,371,334 | 154,385 | 0 | 0 | 22,339 | 176,724 | 0 | |
| 5th..... | Circuit Total | 18,248,498 | 513,665 | 5,653 | 4,043 | 79,143 | 602,504 | 17,270 | |

CIRCUIT CLERK DISBURSEMENT OF FUNDS

| CIRCUIT | COUNTY | MAINTENANCE AND CHILD SUPPORT PAYMENTS | FINES, PENALTIES, ASSESSMENTS AND FORFEITURES MUNICIPALITIES (CITIES, VILLAGES, TOWNS & PARK DISTRICTS) | | | | | |
|---------------|---------------|--|---|------------|---------------------------|---------|----------------------|-----------------|
| | | | ALL EXCEPT DRUG FINES | DRUG FINES | CRIME LAB & CRIME LAB DUI | OTHER | TOTAL MUNICIPALITIES | DRUG TASK FORCE |
| 6th..... | Champaign | 548,435 | 553,892 | 8,056 | 18,088 | 171,709 | 751,745 | 0 |
| | DeWitt | 1,795,631 | 37,823 | 333 | 0 | 3,299 | 41,456 | 1,606 |
| | Douglas | 1,918,501 | 100,031 | 5,966 | 0 | 26,436 | 132,432 | 2,021 |
| | Macon | 14,905,975 | 266,389 | 8,261 | 1,285 | 71,190 | 347,125 | 245 |
| | Moultrie | 1,872,319 | 24,232 | 13 | 0 | 3,060 | 27,304 | 0 |
| | Piatt | 1,426,437 | 11,054 | 0 | 0 | 329 | 11,383 | 425 |
| | Circuit Total | 22,467,299 | 993,422 | 22,628 | 19,373 | 276,022 | 1,311,445 | 4,296 |
| 7th..... | Greene | 1,380,747 | 22,155 | 0 | 0 | 4,844 | 26,999 | 0 |
| | Jersey | 1,694,801 | 94,978 | 0 | 0 | 7,245 | 102,223 | 0 |
| | Macoupin | 3,821,330 | 106,534 | 0 | 10,619 | 5,086 | 122,238 | 120 |
| | Morgan | 3,953,980 | 75,683 | 281 | 0 | 10,745 | 86,709 | 0 |
| | Sangamon | 23,916,668 | 505,295 | 3,150 | 2,540 | 98,201 | 609,186 | 0 |
| | Scott | 413,358 | 2,455 | 0 | 0 | 1,138 | 3,593 | 0 |
| Circuit Total | 35,180,884 | 807,099 | 3,431 | 13,159 | 127,259 | 950,949 | 120 | |
| 8th..... | Adams | 8,243,556 | 328,201 | 1,843 | 3,241 | 31,128 | 364,413 | 5,136 |
| | Brown | 641,217 | 19,856 | 0 | 0 | 2,128 | 21,984 | 300 |
| | Calhoun | 341,475 | 709 | 0 | 0 | 48 | 757 | 0 |
| | Cass | 1,456,059 | 38,240 | 55 | 0 | 5,912 | 44,207 | 0 |
| | Mason | 1,297,226 | 108,421 | 596 | 0 | 8,938 | 117,954 | 0 |
| | Menard | 1,278,331 | 23,695 | 60 | 0 | 1,132 | 24,886 | 38 |
| | Pike | 1,770,488 | 24,476 | 0 | 1,009 | 556 | 26,041 | 359 |
| | Schuyler | 1,073,972 | 13,620 | 382 | 0 | 2,621 | 16,623 | 0 |
| | Circuit Total | 16,102,324 | 557,219 | 2,935 | 4,250 | 52,464 | 616,867 | 5,834 |
| 9th..... | Fulton | 4,648,422 | 103,541 | 602 | 7,291 | 2,426 | 113,859 | 989 |
| | Hancock | 1,833,156 | 32,716 | 0 | 0 | 0 | 32,716 | 0 |
| | Henderson | 696,078 | 3,187 | 0 | 0 | 17,412 | 20,599 | 0 |
| | Knox | 6,928,570 | 97,450 | 3,975 | 0 | 58,864 | 160,290 | 0 |
| | McDonough | 3,243,351 | 104,327 | 817 | 0 | 15,068 | 120,212 | 964 |
| | Warren | 2,121,666 | 47,174 | 61 | 100 | 8,545 | 55,880 | 0 |
| | Circuit Total | 19,471,244 | 388,395 | 5,455 | 7,391 | 102,315 | 503,556 | 1,953 |
| 10th..... | Marshall | 1,251,913 | 21,456 | 0 | 0 | 6,601 | 28,057 | 0 |
| | Peoria | 21,401,473 | 541,948 | 1,024 | 27,891 | 41,978 | 612,841 | 0 |
| | Putnam | 457,370 | 16,403 | 208 | 0 | 850 | 17,460 | 284 |
| | Stark | 677,765 | 10,521 | 0 | 0 | 1,099 | 11,620 | 0 |
| | Tazewell | 16,089,241 | 515,105 | 0 | 0 | 0 | 515,105 | 756 |
| | Circuit Total | 39,877,762 | 1,105,433 | 1,231 | 27,891 | 50,528 | 1,185,083 | 1,039 |
| 11th..... | Ford | 1,163,579 | 45,279 | 0 | 0 | 4,068 | 49,347 | 0 |
| | Livingston | 4,630,527 | 172,833 | 93 | 0 | 23,881 | 196,806 | 0 |
| | Logan | 2,809,352 | 83,400 | 134 | 0 | 15,238 | 98,771 | 0 |
| | McLean | 17,454,249 | 449,056 | 19,605 | 90 | 375,882 | 844,633 | 1,775 |
| | Woodford | 3,823,966 | 136,653 | 235 | 0 | 11,096 | 147,984 | 0 |
| | Circuit Total | 29,881,673 | 887,220 | 20,066 | 90 | 430,165 | 1,337,541 | 1,775 |

CIRCUIT CLERK DISBURSEMENT OF FUNDS

| CIRCUIT | COUNTY | MAINTENANCE AND CHILD SUPPORT PAYMENTS | FINES, PENALTIES, ASSESSMENTS AND FORFEITURES MUNICIPALITIES (CITIES, VILLAGES, TOWNS & PARK DISTRICTS) | | | | | |
|-----------|-----------------|--|---|------------|---------------------------|-----------|----------------------|-----------------|
| | | | ALL EXCEPT DRUG FINES | DRUG FINES | CRIME LAB & CRIME LAB DUI | OTHER | TOTAL MUNICIPALITIES | DRUG TASK FORCE |
| | | | 12th..... | Will | 75,323,377 | 2,386,226 | 54,755 | 4,074 |
| 12th..... | Circuit Total | 75,323,377 | 2,386,226 | 54,755 | 4,074 | 252,185 | 2,697,239 | 9,278 |
| 13th..... | Bureau | 3,636,677 | 35,802 | 7,750 | 0 | 14,826 | 58,378 | 44,785 |
| | Grundy | 6,747,435 | 137,886 | 0 | 0 | 29,767 | 167,653 | 0 |
| | LaSalle | 13,617,429 | 291,740 | 4,245 | 0 | 64,699 | 360,683 | 549 |
| 13th..... | Circuit Total | 24,001,541 | 465,428 | 11,995 | 0 | 109,292 | 586,714 | 45,334 |
| 14th..... | Henry | 5,935,711 | 144,115 | 3,285 | 230 | 14,732 | 162,361 | 56 |
| | Mercer | 1,591,967 | 10,565 | 0 | 0 | 2,755 | 13,321 | 0 |
| | Rock Island | 39,116,426 | 441,825 | 11,098 | 180 | 76,071 | 529,175 | 1,841 |
| | Whiteside | 7,867,840 | 153,411 | 2,055 | 0 | 19,264 | 174,729 | 1,548 |
| 14th..... | Circuit Total | 54,511,944 | 749,916 | 16,437 | 410 | 112,822 | 879,585 | 3,445 |
| 15th..... | Carroll | 1,111,728 | 45,335 | 20 | 0 | 6,511 | 51,866 | 0 |
| | Jo Daviess | 1,102,992 | 55,288 | 593 | 0 | 4,833 | 60,714 | 0 |
| | Lee | 3,787,875 | 131,864 | 2,415 | 19,264 | 3,900 | 157,443 | 0 |
| | Ogle | 5,154,997 | 175,012 | 827 | 0 | 20,788 | 196,628 | 870 |
| | Stephenson | 4,088,614 | 169,082 | 432 | 0 | 21,973 | 191,487 | 584 |
| 15th..... | Circuit Total | 15,246,205 | 576,581 | 4,287 | 19,264 | 58,005 | 658,138 | 1,454 |
| 16th..... | Kane | 47,498,063 | 2,454,363 | 46,396 | 0 | 369,545 | 2,870,304 | 8,440 |
| 16th..... | Circuit Total | 47,498,063 | 2,454,363 | 46,396 | 0 | 369,545 | 2,870,304 | 8,440 |
| 17th..... | Boone | 4,965,001 | 202,442 | 1,687 | 0 | 25,817 | 229,946 | 570 |
| | Winnebago | 29,932,864 | 1,211,922 | 16,955 | 0 | 39,523 | 1,268,400 | 2,799 |
| 17th..... | Circuit Total | 34,897,865 | 1,414,364 | 18,643 | 0 | 65,340 | 1,498,346 | 3,369 |
| 18th..... | DuPage | 75,054,010 | 6,386,769 | 12,580 | 0 | 370,494 | 6,769,843 | 9,552 |
| 18th..... | Circuit Total | 75,054,010 | 6,386,769 | 12,580 | 0 | 370,494 | 6,769,843 | 9,552 |
| 19th..... | Lake | 48,270,616 | 3,999,731 | 7,886 | 0 | 0 | 4,007,617 | 9,011 |
| 19th..... | Circuit Total | 48,270,616 | 3,999,731 | 7,886 | 0 | 0 | 4,007,617 | 9,011 |
| 20th..... | Monroe | 3,227,526 | 115,541 | 0 | 0 | 25,027 | 140,567 | 0 |
| | Perry | 2,497,112 | 51,926 | 1,033 | 0 | 7,708 | 60,667 | 25,562 |
| | Randolph | 4,112,289 | 60,337 | 3,019 | 0 | 8,798 | 72,153 | 188 |
| | St. Clair | 28,988,826 | 550,068 | 2,761 | 0 | 159,043 | 711,872 | 736 |
| | Washington | 1,223,276 | 19,279 | 598 | 0 | 4,017 | 23,894 | 75 |
| 20th..... | Circuit Total | 40,049,028 | 797,151 | 7,410 | 0 | 204,592 | 1,009,153 | 26,561 |
| 21st..... | Iroquois | 1,830,985 | 24,122 | 272 | 0 | 2,214 | 26,608 | 0 |
| | Kankakee | 10,702,784 | 405,878 | 0 | 0 | 42,980 | 448,858 | 2,006 |
| 21st..... | Circuit Total | 12,533,769 | 430,000 | 272 | 0 | 45,194 | 475,466 | 2,006 |
| 22nd.... | McHenry | 30,934,945 | 1,272,427 | 15,009 | 0 | 589,249 | 1,876,685 | 2,523 |
| 22nd.... | Circuit Total | 30,934,945 | 1,272,427 | 15,009 | 0 | 589,249 | 1,876,685 | 2,523 |
| 23rd.... | DeKalb | 9,964,228 | 240,161 | 2,193 | 1,565 | 5,670 | 249,588 | 0 |
| | Kendall | 15,182,786 | 63,484 | 4,286 | 0 | 33,583 | 101,354 | 0 |
| 23rd.... | Circuit Total | 25,147,014 | 303,645 | 6,479 | 1,565 | 39,253 | 350,942 | 0 |
| | Downstate Total | 751,836,676 | 29,806,650 | 297,398 | 101,509 | 3,704,237 | 33,909,794 | 159,609 |
| Cook | Cook County | 321,297,607 | 8,779,190 | 2,076 | 1,566 | 704,544 | 9,487,376 | 0 |
| | State Total | 1,073,134,283 | 38,585,840 | 299,474 | 103,075 | 4,408,781 | 43,397,170 | 159,609 |

CIRCUIT CLERK DISBURSEMENT OF FUNDS

| CIRCUIT | COUNTY | FINES, PENALTIES, ASSESSMENTS AND FORFEITURES (CONTINUED) | | | | | | | |
|----------|---------------|---|----------------|---------------|------------|-----------|---------------|-----------|--------------|
| | | TOWNSHIPS | COUNTY | | | | | | |
| | | TOTAL TOWNSHIPS * | CRIMINAL CASES | TRAFFIC CASES | DRUG FINES | CRIME LAB | CRIME LAB DUI | OTHER ** | TOTAL COUNTY |
| 1st..... | Alexander | 0 | 40,052 | 102,314 | 440 | 0 | 0 | 8,663 | 151,468 |
| | Jackson | 633 | 45,670 | 56,319 | 2,500 | 0 | 0 | 40,230 | 144,720 |
| | Johnson | 0 | 154,708 | 155,190 | 617 | 0 | 0 | 8,195 | 318,710 |
| | Massac | 0 | 51,959 | 340,367 | 3 | 0 | 0 | 126,428 | 518,757 |
| | Pope | 4,055 | 12,239 | 37,196 | 0 | 0 | 0 | 2,552 | 51,986 |
| | Pulaski | 0 | 23,053 | 1,326,041 | 1,259 | 653 | 0 | 29,641 | 1,380,647 |
| | Saline | 0 | 217,406 | 60,741 | 1,731 | 0 | 0 | 1,666 | 281,545 |
| | Union | 0 | 48,715 | 34,390 | 626 | 0 | 0 | 6,136 | 89,866 |
| | Williamson | 0 | 88,040 | 115,188 | 4,230 | 0 | 0 | 26,288 | 233,745 |
| 1st..... | Circuit Total | 4,688 | 681,842 | 2,227,745 | 11,405 | 653 | 0 | 249,799 | 3,171,445 |
| 2nd..... | Crawford | 502 | 72,341 | 23,119 | 75 | 0 | 0 | 15,593 | 111,128 |
| | Edwards | 0 | 55,482 | 31,635 | 131 | 0 | 0 | 2,893 | 90,141 |
| | Franklin | 0 | 86,285 | 25,683 | 0 | 0 | 0 | 11,213 | 123,180 |
| | Gallatin | 0 | 27,618 | 23,167 | 55 | 0 | 0 | 668 | 51,507 |
| | Hamilton | 0 | 19,052 | 14,385 | 1,502 | 0 | 0 | 2,191 | 37,129 |
| | Hardin | 0 | 23,221 | 10,992 | 101 | 0 | 0 | 3,990 | 38,304 |
| | Jefferson | 0 | 157,837 | 49,353 | 0 | 0 | 0 | 15,381 | 222,571 |
| | Lawrence | 0 | 65,527 | 29,301 | 2,374 | 0 | 0 | 4,542 | 101,743 |
| | Richland | 0 | 50,225 | 13,872 | 0 | 0 | 0 | 6,342 | 70,439 |
| | Wabash | 0 | 42,341 | 17,984 | 100 | 0 | 0 | 5,017 | 65,442 |
| | Wayne | 0 | 16,007 | 16,709 | 71 | 165 | 0 | 4,693 | 37,645 |
| | White | 0 | 70,383 | 20,877 | 2,431 | 0 | 0 | 4,416 | 98,108 |
| 2nd..... | Circuit Total | 502 | 686,318 | 277,076 | 6,840 | 165 | 0 | 76,939 | 1,047,338 |
| 3rd..... | Bond | 0 | 41,359 | 195,819 | 0 | 15 | 0 | 209,012 | 446,205 |
| | Madison | 4,070 | 57,285 | 93,933 | 4,198 | 0 | 0 | 861,301 | 1,016,717 |
| 3rd..... | Circuit Total | 4,070 | 98,644 | 289,753 | 4,198 | 15 | 0 | 1,070,313 | 1,462,922 |
| 4th..... | Christian | 488 | 41,099 | 56,618 | 3,803 | 0 | 0 | 11,243 | 112,764 |
| | Clay | 0 | 63,363 | 17,258 | 200 | 4,343 | 0 | 5,658 | 90,822 |
| | Clinton | 2 | 65,262 | 63,688 | 9,468 | 6,709 | 0 | 26,975 | 172,102 |
| | Effingham | 0 | 109,422 | 108,691 | 284 | 14,732 | 0 | 11,663 | 244,792 |
| | Fayette | 0 | 54,102 | 64,505 | 293 | 0 | 0 | 15,628 | 134,529 |
| | Jasper | 0 | 24,783 | 36,616 | 7,503 | 0 | 0 | 6,843 | 75,745 |
| | Marion | 0 | 52,497 | 73,755 | 0 | 0 | 0 | 245,557 | 371,810 |
| | Montgomery | 1,983 | 65,569 | 47,968 | 1,118 | 2,543 | 0 | 2,543 | 117,199 |
| | Shelby | 0 | 39,717 | 24,352 | 200 | 0 | 0 | 7,870 | 72,140 |
| 4th..... | Circuit Total | 2,473 | 515,816 | 493,451 | 22,869 | 25,784 | 0 | 333,982 | 1,391,902 |
| 5th..... | Clark | 0 | 20,292 | 31,604 | 0 | 0 | 0 | 5,461 | 57,357 |
| | Coles | 4,323 | 146,107 | 110,268 | 9,723 | 1,806 | 492 | 39,413 | 307,809 |
| | Cumberland | 0 | 25,358 | 26,729 | 0 | 0 | 0 | 4,456 | 56,543 |
| | Edgar | 447 | 53,534 | 22,773 | 263 | 0 | 0 | 5,221 | 81,791 |
| | Vermilion | 1,369 | 68,050 | 93,870 | 856 | 1,901 | 0 | 29,038 | 193,717 |
| 5th..... | Circuit Total | 6,139 | 313,341 | 285,245 | 10,842 | 3,707 | 492 | 83,589 | 697,217 |

* Includes Drug Fines

** Includes Percentage Distribution to County General Corporate Fund & Boating Fines paid to County

CIRCUIT CLERK DISBURSEMENT OF FUNDS

| CIRCUIT | COUNTY | FINES, PENALTIES, ASSESSMENTS AND FORFEITURES (CONTINUED) | | | | | | | |
|----------|---------------|---|----------------|---------------|------------|-----------|---------------|-----------|--------------|
| | | TOWNSHIPS | COUNTY | | | | | | |
| | | TOTAL TOWNSHIPS * | CRIMINAL CASES | TRAFFIC CASES | DRUG FINES | CRIME LAB | CRIME LAB DUI | OTHER ** | TOTAL COUNTY |
| 6th..... | Champaign | 1,712 | 44,732 | 303,807 | 0 | 10,700 | 0 | 88,515 | 447,754 |
| | DeWitt | 13,173 | 53,356 | 48,885 | 2,490 | 0 | 0 | 8,779 | 113,510 |
| | Douglas | 50 | 42,898 | 46,630 | 9,119 | 0 | 0 | 222,100 | 320,746 |
| | Macon | 11,049 | 82,072 | 73,710 | 16,714 | 310 | 0 | 61,173 | 233,979 |
| | Moultrie | 0 | 32,219 | 88,634 | 9 | 100 | 0 | 10,432 | 131,394 |
| | Piatt | 50 | 9,237 | 43,433 | 3,959 | 0 | 0 | 9,754 | 66,383 |
| 6th..... | Circuit Total | 26,034 | 264,514 | 605,099 | 32,291 | 11,110 | 0 | 400,753 | 1,313,766 |
| 7th..... | Greene | 0 | 21,222 | 14,495 | 0 | 0 | 0 | 19,631 | 55,348 |
| | Jersey | 0 | 46,886 | 137,667 | 0 | 0 | 0 | 17,188 | 201,741 |
| | Macoupin | 550 | 83,976 | 126,887 | 0 | 0 | 3,975 | 16,473 | 231,311 |
| | Morgan | 0 | 83,151 | 29,387 | 527 | 0 | 0 | 28,838 | 141,903 |
| | Sangamon | 5,404 | 25,251 | 105,325 | 3,498 | 0 | 0 | 1,983,916 | 2,117,990 |
| | Scott | 0 | 31,678 | 5,098 | 0 | 0 | 0 | 2,061 | 38,836 |
| 7th..... | Circuit Total | 5,954 | 292,164 | 418,858 | 4,025 | 0 | 3,975 | 2,068,107 | 2,787,130 |
| 8th..... | Adams | 0 | 87,528 | 62,352 | 2,708 | 238 | 0 | 10,792 | 163,617 |
| | Brown | 500 | 7,716 | 17,444 | 425 | 0 | 0 | 14,172 | 39,757 |
| | Calhoun | 0 | 20,154 | 22,264 | 0 | 0 | 0 | 7,787 | 50,206 |
| | Cass | 0 | 29,780 | 15,211 | 2,876 | 0 | 0 | 7,831 | 55,698 |
| | Mason | 0 | 44,258 | 49,136 | 1,594 | 0 | 0 | 5,086 | 100,074 |
| | Menard | 0 | 19,108 | 24,409 | 1,549 | 0 | 0 | 4,152 | 49,217 |
| | Pike | 0 | 166,843 | 61,934 | 10,489 | 35,390 | 0 | 157,365 | 432,021 |
| | Schuyler | 0 | 10,944 | 36,654 | 176 | 0 | 0 | 3,218 | 50,992 |
| 8th..... | Circuit Total | 500 | 386,331 | 289,404 | 19,816 | 35,628 | 0 | 210,403 | 941,583 |
| 9th..... | Fulton | 0 | 99,497 | 2,246 | 1,914 | 0 | 0 | 245,419 | 349,075 |
| | Hancock | 0 | 50,749 | 61,636 | 1,512 | 190 | 35 | 23,467 | 137,588 |
| | Henderson | 0 | 45,038 | 15,881 | 188 | 0 | 0 | 150,807 | 211,913 |
| | Knox | 0 | 148,760 | 87,248 | 4,586 | 0 | 0 | 430,749 | 671,343 |
| | McDonough | 8,304 | 159,786 | 83,972 | 1,152 | 0 | 0 | 11,026 | 255,936 |
| | Warren | 0 | 29,027 | 44,822 | 934 | 90 | 0 | 99,617 | 174,490 |
| | 9th..... | Circuit Total | 8,304 | 532,857 | 295,804 | 10,284 | 280 | 35 | 961,085 |
| 10th.... | Marshall | 0 | 12,852 | 26,537 | 0 | 0 | 0 | 9,492 | 48,881 |
| | Peoria | 677 | 167,726 | 229,983 | 0 | 0 | 7,137 | 259,058 | 663,904 |
| | Putnam | 0 | 8,661 | 49,442 | 368 | 0 | 0 | 13,864 | 72,336 |
| | Stark | 1,000 | 9,726 | 39,203 | 435 | 0 | 0 | 4,212 | 53,577 |
| | Tazewell | 50 | 189,871 | 277,656 | 3,215 | 0 | 0 | 7,025 | 477,768 |
| | 10th.... | Circuit Total | 1,727 | 388,837 | 622,822 | 4,018 | 0 | 7,137 | 293,651 |
| 11th.... | Ford | 266 | 60,843 | 35,921 | 26 | 0 | 0 | 4,545 | 101,336 |
| | Livingston | 13,628 | 93,026 | 123,758 | 2,377 | 0 | 0 | 15,953 | 235,114 |
| | Logan | 206 | 77,420 | 83,819 | 396 | 0 | 0 | 49,782 | 211,418 |
| | McLean | 9,358 | 145,611 | 188,866 | 26,367 | 0 | 0 | 894,617 | 1,255,461 |
| | Woodford | 16 | 121,393 | 104,360 | 830 | 17,541 | 0 | 33,909 | 278,033 |
| 11th.... | Circuit Total | 23,474 | 498,294 | 536,725 | 29,996 | 17,541 | 0 | 998,807 | 2,081,362 |

* Includes Drug Fines

** Includes Percentage Distribution to County General Corporate Fund & Boating Fines paid to County

CIRCUIT CLERK DISBURSEMENT OF FUNDS

| CIRCUIT | COUNTY | FINES, PENALTIES, ASSESSMENTS AND FORFEITURES (CONTINUED) | | | | | | | |
|----------|----------------|---|----------------|---------------|------------|-----------|---------------|------------|--------------|
| | | TOWNSHIPS | COUNTY | | | | | | TOTAL COUNTY |
| | | TOTAL TOWNSHIPS * | CRIMINAL CASES | TRAFFIC CASES | DRUG FINES | CRIME LAB | CRIME LAB DUI | OTHER ** | |
| 12th.... | Will | 52,146 | 311,948 | 455,280 | 83,470 | 0 | 0 | 7,028,254 | 7,878,951 |
| 12th.... | Circuit Total | 52,146 | 311,948 | 455,280 | 83,470 | 0 | 0 | 7,028,254 | 7,878,951 |
| 13th.... | Bureau | 0 | 313,852 | 43,078 | 45,213 | 0 | 0 | 42,691 | 444,834 |
| | Grundy | 0 | 48,246 | 221,971 | 3,375 | 0 | 0 | 36,435 | 310,027 |
| | LaSalle | 5,140 | 83,028 | 77,118 | 74,318 | 0 | 0 | 1,205,800 | 1,440,264 |
| 13th.... | Circuit Total | 5,140 | 445,126 | 342,167 | 122,906 | 0 | 0 | 1,284,925 | 2,195,124 |
| 14th.... | Henry | 1,706 | 192,821 | 69,903 | 19,559 | 0 | 0 | 16,839 | 299,122 |
| | Mercer | 0 | 39,828 | 49,051 | 2,342 | 0 | 0 | 19,657 | 110,878 |
| | Rock Island | 0 | 98,971 | 162,088 | 13,024 | 90 | 12,290 | 29,992 | 316,454 |
| | Whiteside | 1,293 | 148,968 | 98,745 | 4,084 | 0 | 0 | 20,922 | 272,719 |
| 14th.... | Circuit Total | 2,999 | 480,587 | 379,787 | 39,010 | 90 | 12,290 | 87,410 | 999,173 |
| 15th.... | Carroll | 0 | 14,200 | 52,419 | 44 | 1,633 | 0 | 4,895 | 73,191 |
| | Jo Daviess | 0 | 19,866 | 68,053 | 759 | 0 | 0 | 8,503 | 97,182 |
| | Lee | 116 | 64,574 | 143,172 | 5,128 | 0 | 0 | 15,916 | 228,790 |
| | Ogle | 18 | 50,986 | 267,702 | 7,409 | 0 | 0 | 19,181 | 345,277 |
| | Stephenson | 6,465 | 161,889 | 145,634 | 970 | 7,136 | 0 | 29,140 | 344,769 |
| 15th.... | Circuit Total | 6,599 | 311,515 | 676,980 | 14,310 | 8,768 | 0 | 77,635 | 1,089,208 |
| 16th.... | Kane | 34,078 | 468,248 | 324,881 | 128,864 | 0 | 0 | 1,039,372 | 1,961,365 |
| 16th.... | Circuit Total | 34,078 | 468,248 | 324,881 | 128,864 | 0 | 0 | 1,039,372 | 1,961,365 |
| 17th.... | Boone | 11,331 | 214,310 | 211,328 | 40,743 | 0 | 0 | 358,368 | 824,749 |
| | Winnebago | 3,130 | 585,620 | 335,750 | 32,050 | 0 | 0 | 445,512 | 1,398,932 |
| 17th.... | Circuit Total | 14,461 | 799,931 | 547,078 | 72,793 | 0 | 0 | 803,880 | 2,223,681 |
| 18th.... | DuPage | 342,035 | 1,196,330 | 304,637 | 30,651 | 41,646 | 0 | 9,831,753 | 11,405,017 |
| 18th.... | Circuit Total | 342,035 | 1,196,330 | 304,637 | 30,651 | 41,646 | 0 | 9,831,753 | 11,405,017 |
| 19th.... | Lake | 0 | 149,845 | 3,608,997 | 10,281 | 14,215 | 5,419 | 337,712 | 4,137,343 |
| 19th.... | Circuit Total | 0 | 149,845 | 3,608,997 | 10,281 | 14,215 | 5,419 | 337,712 | 4,137,343 |
| 20th.... | Monroe | 1,893 | 35,915 | 34,619 | 0 | 0 | 0 | 26,241 | 96,775 |
| | Perry | 100 | 99,674 | 23,769 | 1,073 | 0 | 0 | 11,670 | 136,185 |
| | Randolph | 0 | 86,511 | 20,317 | 6,411 | 0 | 0 | 15,235 | 128,474 |
| | St. Clair | 2,641 | 55,339 | 93,250 | 3,659 | 0 | 0 | 136,542 | 288,789 |
| | Washington | 0 | 47,160 | 20,308 | 1,594 | 0 | 0 | 4,557 | 73,619 |
| 20th.... | Circuit Total | 4,633 | 324,599 | 192,263 | 12,736 | 0 | 0 | 194,245 | 723,843 |
| 21st.... | Iroquois | 142 | 46,677 | 67,126 | 2,501 | 0 | 0 | 11,404 | 127,709 |
| | Kankakee | 17,161 | 84,188 | 182,932 | 12 | 0 | 0 | 301,649 | 568,781 |
| 21st.... | Circuit Total | 17,303 | 130,865 | 250,059 | 2,512 | 0 | 0 | 313,054 | 696,490 |
| 22nd... | McHenry | 27,247 | 419,448 | 400,355 | 59,372 | 840 | 0 | 619,373 | 1,500,198 |
| 22nd... | Circuit Total | 27,247 | 419,448 | 400,355 | 59,372 | 840 | 0 | 619,373 | 1,500,198 |
| 23rd... | DeKalb | 18,654 | 43,090 | 62,506 | 7,206 | 0 | 0 | 354,388 | 467,191 |
| | Kendall | 9,228 | 125,351 | 40,758 | 14,638 | 2,400 | 0 | 115,321 | 298,467 |
| 23rd... | Circuit Total | 27,882 | 168,441 | 103,264 | 21,844 | 2,400 | 0 | 469,708 | 765,657 |
| | District Total | 618,390 | 9,865,841 | 13,927,728 | 755,333 | 162,843 | 29,348 | 28,834,748 | 53,587,526 |
| Cook | Cook County | 60,031 | 325,954 | 0 | 0 | 0 | 0 | 9,684,541 | 10,010,495 |
| | State Total | 678,421 | 10,191,795 | 13,927,728 | 755,333 | 162,843 | 29,348 | 38,519,289 | 63,598,021 |

* Includes Drug Fines

** Includes Percentage Distribution to County General Corporate Fund & Boating Fines paid to County

CIRCUIT CLERK DISBURSEMENT OF FUNDS

| CIRCUIT | COUNTY | FINES, PENALTIES, ASSESSMENTS AND FORFEITURES (CONTINUED) | | | | | | | | | |
|----------|---------------|---|-----------|--------------------|-------------------------|-----------|-----------------------|-----------------------------|-------------------------------|------------------------|--|
| | | STATE | | | | | | | | | |
| | | TOTAL DNR FUNDS | ROAD FUND | LUMP SUM SURCHARGE | DRUG TRAFFIC PREVENTION | CRIME LAB | STATE POLICE DUI FUND | VIOLENT CRIME VICTIMS ASST. | TRAFFIC & CRIMINAL CONVICTION | DRIVERS EDUCATION FUND | DOMESTIC VIOLENCE SHELTER & SERV. FUND |
| 1st..... | Alexander | 1,270 | 12,986 | 4,743 | 125 | 800 | 0 | 12,414 | 10,808 | 5,630 | 598 |
| | Jackson | 7,011 | 0 | 23,297 | 0 | 1,584 | 600 | 24,841 | 32,912 | 7,836 | 4,318 |
| | Johnson | 17,576 | 100 | 11,817 | 0 | 615 | 1,643 | 18,789 | 26,135 | 10,228 | 258 |
| | Massac | 2,390 | 0 | 7,406 | 0 | 1,870 | 1,400 | 24,985 | 40,963 | 13,796 | 2,861 |
| | Pope | 1,533 | 0 | 6,728 | 0 | 672 | 388 | 3,498 | 6,622 | 2,310 | 0 |
| | Pulaski | 90 | 0 | 50,443 | 0 | 90 | 542 | 51,129 | 98,043 | 45,030 | 168 |
| | Saline | 650 | 0 | 34,656 | 0 | 973 | 450 | 4,947 | 6,765 | 10,035 | 2,816 |
| | Union | 2,786 | 3,040 | 39,758 | 38 | 1,804 | 2,711 | 14,875 | 9,461 | 6,120 | 1,441 |
| | Williamson | 5,332 | 384,118 | 63,419 | 136 | 5,826 | 2,794 | 41,794 | 62,962 | 17,971 | 3,008 |
| 1st..... | Circuit Total | 38,638 | 400,244 | 242,266 | 298 | 14,234 | 10,528 | 197,273 | 294,671 | 118,956 | 15,467 |
| 2nd..... | Crawford | 1,449 | 0 | 7,838 | 0 | 256 | 293 | 11,406 | 10,085 | 2,855 | 0 |
| | Edwards | 2 | 469 | 7,854 | 611 | 1,414 | 0 | 6,750 | 5,890 | 2,509 | 905 |
| | Franklin | 1,439 | 1,675 | 46,141 | 0 | 2,626 | 1,200 | 30,296 | 12,514 | 6,237 | 3,911 |
| | Gallatin | 620 | 2,948 | 8,407 | 0 | 159 | 0 | 6,287 | 4,588 | 1,982 | 27 |
| | Hamilton | 1,691 | 2,584 | 9,882 | 48 | 824 | 2,157 | 8,962 | 4,732 | 1,821 | 945 |
| | Hardin | 48 | 0 | 3,455 | 0 | 750 | 0 | 2,816 | 1,615 | 649 | 25 |
| | Jefferson | 284 | 0 | 18,143 | 0 | 2,102 | 1,010 | 20,832 | 12,765 | 7,678 | 1,405 |
| | Lawrence | 248 | 0 | 11,922 | 0 | 0 | 1,788 | 14,840 | 5,226 | 2,347 | 1,206 |
| | Richland | 1,141 | 1,453 | 12,069 | 0 | 2,140 | 0 | 14,400 | 7,543 | 2,270 | 1,200 |
| | Wabash | 800 | 1,000 | 15,558 | 0 | 730 | 280 | 8,991 | 4,834 | 2,918 | 82 |
| | Wayne | 209 | 50 | 16,134 | 0 | 815 | 1,536 | 5,833 | 8,658 | 3,864 | 100 |
| | White | 130 | 2,240 | 16,524 | 246 | 1,020 | 0 | 17,129 | 12,966 | 4,119 | 2,340 |
| 2nd..... | Circuit Total | 8,061 | 12,418 | 173,925 | 904 | 12,834 | 8,264 | 148,541 | 91,414 | 39,248 | 12,147 |
| 3rd..... | Bond | 308 | 0 | 19,694 | 0 | 300 | 265 | 15,530 | 30,987 | 12,754 | 9 |
| | Madison | 1,194 | 4,740 | 24,732 | 563 | 10,104 | 1,475 | 80,120 | 123,245 | 23,907 | 11,749 |
| 3rd..... | Circuit Total | 1,502 | 4,740 | 44,427 | 563 | 10,404 | 1,740 | 95,649 | 154,232 | 36,661 | 11,758 |
| 4th..... | Christian | 559 | 0 | 46,415 | 1,702 | 1,312 | 1,857 | 16,702 | 10,172 | 8,607 | 1,349 |
| | Clay | 1,050 | 0 | 41,099 | 25 | 1,526 | 2,837 | 14,517 | 5,561 | 4,125 | 1,163 |
| | Clinton | 1,093 | 2,093 | 44,739 | 5,123 | 1,022 | 430 | 27,488 | 16,425 | 8,521 | 2,615 |
| | Effingham | 1,208 | 330 | 76,342 | 288 | 4,074 | 78 | 45,765 | 21,407 | 15,023 | 2,931 |
| | Fayette | 2,287 | 158,746 | 41,428 | 979 | 5,816 | 2,509 | 17,973 | 25,351 | 6,771 | 2,706 |
| | Jasper | 885 | 3,925 | 17,897 | 0 | 340 | 350 | 10,289 | 7,357 | 2,789 | 792 |
| | Marion | 2,612 | 2,617 | 26,446 | 0 | 199 | 4,942 | 32,741 | 23,532 | 10,030 | 3,793 |
| | Montgomery | 3,930 | 3,485 | 48,327 | 300 | 3,982 | 1,260 | 32,109 | 25,728 | 13,315 | 1,324 |
| | Shelby | 3,304 | 0 | 19,701 | 0 | 1,068 | 283 | 13,737 | 7,685 | 3,168 | 1,016 |
| 4th..... | Circuit Total | 16,929 | 171,195 | 362,395 | 8,417 | 19,339 | 14,546 | 211,321 | 143,217 | 72,348 | 17,690 |
| 5th..... | Clark | 2,048 | 63,355 | 18,756 | 25 | 480 | 960 | 13,162 | 15,962 | 7,241 | 2,291 |
| | Coles | 1,184 | 310 | 86,233 | 139 | 220 | 350 | 48,063 | 15,835 | 12,667 | 1,990 |
| | Cumberland | 311 | 0 | 22,225 | 0 | 1,035 | 0 | 9,790 | 5,930 | 3,770 | 209 |
| | Edgar | 685 | 0 | 20,242 | 0 | 2,000 | 150 | 13,048 | 5,064 | 1,636 | 518 |
| | Vermilion | 3,981 | 0 | 60,746 | 0 | 3,704 | 2,647 | 39,062 | 23,638 | 14,049 | 3,634 |
| 5th..... | Circuit Total | 8,209 | 63,665 | 208,202 | 164 | 7,438 | 4,107 | 123,125 | 66,429 | 39,363 | 8,642 |

CIRCUIT CLERK DISBURSEMENT OF FUNDS

| CIRCUIT | COUNTY | FINES, PENALTIES, ASSESSMENTS AND FORFEITURES (CONTINUED) | | | | | | | | | |
|-----------|---------------|---|-----------|--------------------|-------------------------|-----------|-----------------------|-----------------------------|-------------------------------|------------------------|--|
| | | STATE | | | | | | | | | |
| | | TOTAL DNR FUNDS | ROAD FUND | LUMP SUM SURCHARGE | DRUG TRAFFIC PREVENTION | CRIME LAB | STATE POLICE DUI FUND | VIOLENT CRIME VICTIMS ASST. | TRAFFIC & CRIMINAL CONVICTION | DRIVERS EDUCATION FUND | DOMESTIC VIOLENCE SHELTER & SERV. FUND |
| 6th..... | Champaign | 327,993 | 0 | 286,849 | 2,820 | 10,283 | 6,940 | 116,390 | 6,345 | 69,760 | 3,770 |
| | DeWitt | 7,037 | 0 | 18,619 | 316 | 1,220 | 682 | 14,648 | 13,645 | 7,999 | 1,190 |
| | Douglas | 134 | 1,820 | 32,050 | 5,445 | 1,761 | 1,148 | 26,009 | 20,491 | 14,409 | 1,839 |
| | Macon | 1,263 | 0 | 98,273 | 336 | 2,638 | 6,242 | 79,167 | 52,878 | 25,469 | 8,557 |
| | Moultrie | 389 | 0 | 22,326 | 47 | 840 | 627 | 12,081 | 7,782 | 5,886 | 1,731 |
| | Piatt | 175 | 0 | 5,848 | 59 | 100 | 887 | 7,431 | 6,489 | 4,146 | 236 |
| 6th..... | Circuit Total | 336,990 | 1,820 | 463,965 | 9,023 | 16,843 | 16,526 | 255,726 | 107,630 | 127,669 | 17,323 |
| 7th..... | Greene | 3,515 | 0 | 9,029 | 0 | 550 | 3,537 | 9,272 | 6,006 | 2,103 | 0 |
| | Jersey | 4,776 | 0 | 32,529 | 0 | 0 | 2,895 | 21,404 | 25,520 | 7,847 | 119 |
| | Macoupin | 1,528 | 1,295 | 37,192 | 50 | 2,270 | 5,040 | 28,193 | 1,478 | 13,553 | 209 |
| | Morgan | 478 | 0 | 16,147 | 56 | 1,481 | 350 | 15,569 | 12,332 | 3,622 | 249 |
| | Sangamon | 264 | 222,498 | 63,516 | 85 | 1,447 | 10,750 | 99,115 | 153,515 | 49,702 | 4,294 |
| | Scott | 0 | 1,700 | 6,753 | 0 | 145 | 232 | 3,237 | 4,385 | 1,317 | 0 |
| 7th..... | Circuit Total | 10,560 | 225,493 | 165,166 | 191 | 5,893 | 22,804 | 176,790 | 203,236 | 78,143 | 4,871 |
| 8th..... | Adams | 673 | 0 | 107,040 | 0 | 5,890 | 8,789 | 65,385 | 33,429 | 21,180 | 11,490 |
| | Brown | 770 | 0 | 4,553 | 124 | 125 | 450 | 5,388 | 7,141 | 2,726 | 0 |
| | Calhoun | 1,450 | 0 | 13,072 | 0 | 200 | 48 | 6,912 | 2,024 | 1,698 | 218 |
| | Cass | 420 | 0 | 17,905 | 25 | 2,057 | 800 | 13,402 | 10,329 | 3,194 | 981 |
| | Mason | 656 | 0 | 28,816 | 0 | 962 | 0 | 16,951 | 15,732 | 7,792 | 2,605 |
| | Menard | 154 | 0 | 18,352 | 0 | 189 | 0 | 9,826 | 5,571 | 3,031 | 782 |
| | Pike | 8,112 | 4,774 | 53,074 | 0 | 4,774 | 10,634 | 24,686 | 1,205 | 9,982 | 6,210 |
| | Schuyler | 75 | 435 | 20,964 | 0 | 971 | 454 | 10,894 | 8,722 | 4,486 | 1,869 |
| 8th..... | Circuit Total | 12,310 | 5,209 | 263,776 | 149 | 15,188 | 21,176 | 153,445 | 84,153 | 54,089 | 24,155 |
| 9th..... | Fulton | 4,180 | 480 | 28,253 | 0 | 2,397 | 5,974 | 25,875 | 0 | 4,540 | 5,364 |
| | Hancock | 1,450 | 5,480 | 11,376 | 0 | 1,709 | 466 | 11,369 | 10,497 | 3,595 | 1,498 |
| | Henderson | 3,594 | 10,924 | 3,377 | 225 | 415 | 1,207 | 8,751 | 11,862 | 3,617 | 328 |
| | Knox | 100 | 6,450 | 59,504 | 391 | 3,203 | 3,887 | 40,359 | 155 | 10,592 | 1,882 |
| | McDonough | 1,143 | 0 | 57,744 | 158 | 5,568 | 8,931 | 42,260 | 16,076 | 9,298 | 4,922 |
| | Warren | 656 | 8,843 | 6,814 | 850 | 2,545 | 0 | 9,227 | 9,456 | 5,053 | 2,063 |
| 9th..... | Circuit Total | 11,122 | 32,177 | 167,069 | 1,624 | 15,837 | 20,464 | 137,842 | 48,045 | 36,695 | 16,057 |
| 10th..... | Marshall | 370 | 0 | 1,367 | 0 | 368 | 250 | 3,058 | 4,410 | 1,048 | 741 |
| | Peoria | 2,176 | 1,194 | 43,069 | 1,406 | 6,958 | 17,125 | 107,948 | 132,329 | 18,828 | 17,172 |
| | Putnam | 2,228 | 1,260 | 2,576 | 25 | 570 | 450 | 4,491 | 7,394 | 2,527 | 334 |
| | Stark | 102 | 0 | 2,368 | 0 | 100 | 0 | 6,341 | 6,737 | 2,457 | 27 |
| | Tazewell | 602 | 0 | 53,052 | 0 | 9,199 | 1,894 | 88,894 | 174,746 | 42,574 | 1,201 |
| 10th..... | Circuit Total | 5,477 | 2,453 | 102,432 | 1,431 | 17,196 | 19,720 | 210,731 | 325,616 | 67,434 | 19,475 |
| 11th..... | Ford | 0 | 520 | 38,394 | 304 | 0 | 0 | 12,135 | 7,434 | 3,122 | 1,054 |
| | Livingston | 72 | 2,169 | 79,686 | 17 | 6,355 | 9,792 | 34,277 | 28,133 | 13,905 | 2,795 |
| | Logan | 25 | 0 | 22,372 | 157 | 1,766 | 1,418 | 19,409 | 22,095 | 6,981 | 2,016 |
| | McLean | 40 | 125,700 | 323,373 | 10,795 | 15,894 | 30,069 | 173,102 | 106,443 | 68,481 | 6,759 |
| | Woodford | 1,349 | 0 | 62,590 | 0 | 3,694 | 3,507 | 31,617 | 19,197 | 15,055 | 2,203 |
| 11th..... | Circuit Total | 1,486 | 128,389 | 526,415 | 11,272 | 27,710 | 44,786 | 270,540 | 183,302 | 107,544 | 14,827 |

CIRCUIT CLERK DISBURSEMENT OF FUNDS

| CIRCUIT | COUNTY | FINES, PENALTIES, ASSESSMENTS AND FORFEITURES (CONTINUED) | | | | | | | | | |
|-----------|-----------------|---|-----------|--------------------|-------------------------|-----------|-----------------------|-----------------------------|-------------------------------|------------------------|--|
| | | STATE | | | | | | | | | |
| | | TOTAL DNR FUNDS | ROAD FUND | LUMP SUM SURCHARGE | DRUG TRAFFIC PREVENTION | CRIME LAB | STATE POLICE DUI FUND | VIOLENT CRIME VICTIMS ASST. | TRAFFIC & CRIMINAL CONVICTION | DRIVERS EDUCATION FUND | DOMESTIC VIOLENCE SHELTER & SERV. FUND |
| 12th.... | Will | 2,578 | 0 | 612,615 | 4,871 | 14,306 | 0 | 473,625 | 529,700 | 223,342 | 6,851 |
| 12th.... | Circuit Total | 2,578 | 0 | 612,615 | 4,871 | 14,306 | 0 | 473,625 | 529,700 | 223,342 | 6,851 |
| 13th..... | Bureau | 3,701 | 17,262 | 48,465 | 7,750 | 3,691 | 4,275 | 24,962 | 16,784 | 8,195 | 5,045 |
| | Grundy | 374 | 0 | 56,717 | 3,380 | 3,345 | 8,767 | 40,122 | 49,161 | 22,133 | 2,388 |
| | LaSalle | 16,784 | 40,698 | 17,334 | 87,158 | 3,012 | 3,779 | 50,484 | 92,869 | 20,557 | 5,745 |
| 13th..... | Circuit Total | 20,858 | 57,960 | 122,516 | 98,287 | 10,048 | 16,822 | 115,568 | 158,814 | 50,886 | 13,178 |
| 14th..... | Henry | 402 | 0 | 19,200 | 50 | 0 | 3,399 | 35,723 | 33,740 | 12,213 | 2,952 |
| | Mercer | 3,647 | 0 | 22,213 | 0 | 1,196 | 338 | 9,879 | 5,781 | 4,664 | 2,017 |
| | Rock Island | 2,182 | 147,129 | 52,162 | 503 | 6,094 | 22,194 | 75,056 | 100,820 | 32,348 | 3,374 |
| | Whiteside | 4,174 | 10,274 | 41,472 | 753 | 4,407 | 4,678 | 36,592 | 40,759 | 20,161 | 1,188 |
| 14th..... | Circuit Total | 10,404 | 157,403 | 135,047 | 1,306 | 11,697 | 30,609 | 157,250 | 181,100 | 69,386 | 9,531 |
| 15th..... | Carroll | 3,784 | 0 | 4,362 | 0 | 1,697 | 261 | 10,923 | 11,620 | 4,114 | 1,502 |
| | Jo Daviess | 3,096 | 0 | 14,767 | 0 | 300 | 1,287 | 11,600 | 12,272 | 6,191 | 1,353 |
| | Lee | 2,732 | 0 | 63,197 | 25 | 1,620 | 1,791 | 27,446 | 23,496 | 11,575 | 5,971 |
| | Ogle | 4,401 | 823 | 86,693 | 488 | 5,609 | 3,569 | 39,769 | 45,594 | 20,213 | 9,306 |
| | Stephenson | 777 | 600 | 63,472 | 160 | 1,910 | 11,373 | 58,638 | 39,071 | 16,089 | 12,247 |
| 15th..... | Circuit Total | 14,789 | 1,423 | 232,491 | 673 | 11,135 | 18,275 | 148,377 | 132,054 | 58,182 | 30,379 |
| 16th..... | Kane | 1,220 | 0 | 322,167 | 14,902 | 18,842 | 27,222 | 180,055 | 0 | 90,885 | 35,468 |
| 16th..... | Circuit Total | 1,220 | 0 | 322,167 | 14,902 | 18,842 | 27,222 | 180,055 | 0 | 90,885 | 35,468 |
| 17th..... | Boone | 865 | 0 | 84,514 | 12,925 | 5,285 | 5,620 | 59,602 | 54,401 | 23,625 | 2,874 |
| | Winnebago | 3,924 | 2,708 | 196,852 | 15 | 15,650 | 258 | 156,239 | 0 | 54,234 | 21,428 |
| 17th..... | Circuit Total | 4,789 | 2,708 | 281,366 | 12,940 | 20,935 | 5,878 | 215,841 | 54,401 | 77,859 | 24,302 |
| 18th..... | DuPage | 2,021 | 12,247 | 0 | 6,793 | 26,430 | 24,027 | 365,576 | 808,355 | 219,960 | 19,627 |
| 18th..... | Circuit Total | 2,021 | 12,247 | 0 | 6,793 | 26,430 | 24,027 | 365,576 | 808,355 | 219,960 | 19,627 |
| 19th..... | Lake | 18,949 | 9,457 | 716,997 | 0 | 0 | 0 | 396,195 | 472 | 169,976 | 11,532 |
| 19th..... | Circuit Total | 18,949 | 9,457 | 716,997 | 0 | 0 | 0 | 396,195 | 472 | 169,976 | 11,532 |
| 20th..... | Monroe | 3,409 | 0 | 14,655 | 0 | 2,840 | 1,310 | 18,672 | 28,068 | 10,486 | 200 |
| | Perry | 1,544 | 1,125 | 19,705 | 0 | 2,115 | 1,760 | 16,458 | 11,544 | 5,416 | 500 |
| | Randolph | 1,745 | 2,983 | 9,857 | 0 | 1,057 | 0 | 13,226 | 13,285 | 4,673 | 73 |
| | St. Clair | 989 | 106,688 | 126,868 | 0 | 3,800 | 23,055 | 108,997 | 0 | 31,690 | 6,766 |
| | Washington | 980 | 0 | 12,077 | 19 | 1,110 | 875 | 8,788 | 7,518 | 2,532 | 40 |
| 20th..... | Circuit Total | 8,666 | 110,795 | 183,162 | 19 | 10,922 | 27,000 | 166,142 | 60,414 | 54,797 | 7,579 |
| 21st..... | Iroquois | 743 | 26,317 | 28,709 | 1,524 | 1,246 | 3,379 | 21,732 | 20,016 | 9,190 | 3,330 |
| | Kankakee | 3,343 | 3,945 | 19,212 | 0 | 6,306 | 8,239 | 42,831 | 62,650 | 27,241 | 5,844 |
| 21st..... | Circuit Total | 4,086 | 30,262 | 47,921 | 1,524 | 7,552 | 11,617 | 64,562 | 82,666 | 36,431 | 9,174 |
| 22nd..... | McHenry | 4,635 | 1,743 | 186,352 | 1,046 | 12,249 | 7,019 | 223,375 | 260,908 | 87,695 | 14,888 |
| 22nd..... | Circuit Total | 4,635 | 1,743 | 186,352 | 1,046 | 12,249 | 7,019 | 223,375 | 260,908 | 87,695 | 14,888 |
| 23rd..... | DeKalb | 1,301 | 0 | 79,889 | 282 | 4,152 | 2,675 | 30,509 | 0 | 16,368 | 9,458 |
| | Kendall | 108 | 0 | 5,358 | 0 | 3,881 | 719 | 40,224 | 122,203 | 17,275 | 9,776 |
| 23rd..... | Circuit Total | 1,409 | 0 | 85,247 | 282 | 8,033 | 3,394 | 70,733 | 122,203 | 33,643 | 19,234 |
| | Downstate Total | 545,690 | 1,431,799 | 5,645,918 | 176,677 | 315,066 | 356,522 | 4,558,284 | 4,093,030 | 1,951,193 | 364,155 |
| Cook | Cook County | 6,876 | 97,651 | 325,890 | 7,786 | 11,995 | 133,964 | 497,487 | 1,088,032 | 412,080 | 11,721 |
| | State Total | 552,566 | 1,529,450 | 5,971,808 | 184,463 | 327,061 | 490,486 | 5,055,771 | 5,181,062 | 2,363,273 | 375,876 |

CIRCUIT CLERK DISBURSEMENT OF FUNDS

| CIRCUIT | COUNTY | FINES, PENALTIES, ASSESSMENTS AND FORFEITURES (CONTINUED) | | | | | | | | |
|----------|---------------|---|--------------------|--------------------|--------------------|----------------------|-----------------------------|------------------------|--------------------------------|-------------------------------------|
| | | STATE (CONTINUED) | | | | | | | | |
| | | DRUG TREATMENT | TRAUMA CENTER FUND | % DIST < \$55 FUND | % DIST ≥ \$55 FUND | GENERAL REVENUE FUND | SPINAL CORD CURE TRUST FUND | LEADS MAINTENANCE FUND | FIRE TRUCK REVOLVING LOAN FUND | FORECLOSURE PREVENTION PROGRAM FUND |
| 1st..... | Alexander | 4,404 | 885 | 0 | 3,127 | 1,920 | 54 | 0 | 0 | 147 |
| | Jackson | 19,271 | 7,358 | 0 | 17,117 | 4,980 | 397 | 0 | 301 | 1,666 |
| | Johnson | 12,655 | 3,346 | 0 | 1,871 | 4,901 | 80 | 0 | 148 | 539 |
| | Massac | 18,175 | 2,559 | 0 | 11,826 | 4,071 | 125 | 0 | 247 | 1,029 |
| | Pope | 3,203 | 741 | 0 | 213 | 2,117 | 64 | 0 | 0 | 147 |
| | Pulaski | 2,079 | 2,026 | 0 | 9,345 | 3,883 | 71 | 0 | 2,081 | 147 |
| | Saline | 9,680 | 1,629 | 0 | 483 | 280 | 122 | 0 | 62 | 864 |
| | Union | 12,726 | 3,656 | 0 | 358 | 11,374 | 187 | 0 | 260 | 686 |
| | Williamson | 31,158 | 8,489 | 0 | 8,359 | 33,082 | 210 | 0 | 15 | 3,136 |
| 1st..... | Circuit Total | 113,350 | 30,689 | 0 | 52,699 | 66,608 | 1,310 | 0 | 3,114 | 8,361 |
| 2nd..... | Crawford | 2,699 | 3,017 | 0 | 595 | 14,888 | 207 | 0 | 0 | 588 |
| | Edwards | 11,213 | 2,360 | 0 | 379 | 2,722 | 103 | 240 | 164 | 196 |
| | Franklin | 27,732 | 7,544 | 0 | 1,364 | 17,709 | 373 | 628 | 60 | 1,617 |
| | Gallatin | 8 | 1,073 | 0 | 53 | 2,963 | 49 | 0 | 0 | 49 |
| | Hamilton | 4,131 | 2,002 | 0 | 335 | 5,960 | 102 | 0 | 135 | 98 |
| | Hardin | 6,220 | 154 | 0 | 139 | 356 | 25 | 17 | 0 | 294 |
| | Jefferson | 15,838 | 6,495 | 0 | 2,059 | 22,525 | 190 | 0 | 432 | 1,519 |
| | Lawrence | 17,298 | 2,318 | 0 | 71 | 5,937 | 60 | 0 | 0 | 539 |
| | Richland | 23,752 | 6,424 | 0 | 360 | 10,776 | 321 | 0 | 0 | 245 |
| | Wabash | 10,757 | 3,768 | 0 | 274 | 6,632 | 314 | 0 | 55 | 392 |
| | Wayne | 3,737 | 3,060 | 0 | 1,440 | 5,299 | 161 | 0 | 0 | 441 |
| | White | 16,381 | 2,735 | 0 | 1,011 | 5,497 | 139 | 0 | 241 | 539 |
| 2nd..... | Circuit Total | 139,765 | 40,950 | 0 | 8,080 | 101,263 | 2,043 | 885 | 1,087 | 6,517 |
| 3rd..... | Bond | 5,797 | 2,293 | 0 | 1,999 | 0 | 30 | 0 | 0 | 539 |
| | Madison | 30,325 | 27,394 | 0 | 52,574 | 26,847 | 1,413 | 238 | 0 | 12,700 |
| 3rd..... | Circuit Total | 36,121 | 29,687 | 0 | 54,573 | 26,847 | 1,443 | 238 | 0 | 13,239 |
| 4th..... | Christian | 18,961 | 4,246 | 0 | 2,857 | 14,898 | 128 | 0 | 460 | 1,225 |
| | Clay | 20,139 | 4,850 | 0 | 402 | 6,972 | 166 | 0 | 0 | 490 |
| | Clinton | 16,423 | 4,488 | 0 | 1,807 | 3,354 | 110 | 205 | 689 | 588 |
| | Effingham | 82,622 | 20,163 | 0 | 3,691 | 5,804 | 958 | 179 | 1,190 | 784 |
| | Fayette | 35,303 | 3,115 | 0 | 5,438 | 18,198 | 353 | 0 | 284 | 784 |
| | Jasper | 7,399 | 3,839 | 0 | 240 | 7,238 | 133 | 0 | 224 | 98 |
| | Marion | 26,166 | 7,084 | 0 | 2,247 | 13,303 | 170 | 0 | 761 | 1,764 |
| | Montgomery | 25,743 | 7,721 | 0 | 608 | 12,368 | 325 | 0 | 439 | 1,225 |
| | Shelby | 11,562 | 2,552 | 0 | 1,151 | 1,186 | 117 | 0 | 217 | 441 |
| 4th..... | Circuit Total | 244,318 | 58,058 | 0 | 18,441 | 83,321 | 2,460 | 383 | 4,264 | 7,399 |
| 5th..... | Clark | 7,173 | 1,923 | 0 | 1,036 | 9,265 | 75 | 489 | 0 | 392 |
| | Coles | 34,727 | 16,059 | 0 | 9,084 | 42,542 | 692 | 0 | 623 | 1,421 |
| | Cumberland | 7,657 | 2,768 | 0 | 852 | 6,179 | 153 | 248 | 195 | 294 |
| | Edgar | 3,927 | 1,438 | 0 | 19 | 6,336 | 40 | 0 | 0 | 490 |
| | Vermilion | 2,583 | 9,758 | 0 | 11,319 | 2,647 | 472 | 757 | 1,272 | 6,450 |
| 5th..... | Circuit Total | 56,068 | 31,946 | 0 | 22,309 | 66,969 | 1,432 | 1,494 | 2,090 | 9,047 |

CIRCUIT CLERK DISBURSEMENT OF FUNDS

| CIRCUIT | COUNTY | FINES, PENALTIES, ASSESSMENTS AND FORFEITURES (CONTINUED) | | | | | | | | | |
|-----------|---------------|---|--------------------|--------------------|--------------------|----------------------|-----------------------------|------------------------|--------------------------------|-------------------------------------|-------|
| | | STATE (CONTINUED) | | | | | | | | | |
| | | DRUG TREATMENT | TRAUMA CENTER FUND | % DIST < \$55 FUND | % DIST ≥ \$55 FUND | GENERAL REVENUE FUND | SPINAL CORD CURE TRUST FUND | LEADS MAINTENANCE FUND | FIRE TRUCK REVOLVING LOAN FUND | FORECLOSURE PREVENTION PROGRAM FUND | |
| 6th..... | Champaign | 18,936 | 36,663 | 0 | 34,475 | 102,573 | 1,604 | 1,306 | 5,405 | 2,389 | |
| | DeWitt | 13,427 | 5,013 | 0 | 1,318 | 12,456 | 256 | 0 | 228 | 833 | |
| | Douglas | 22,844 | 10,040 | 0 | 1,299 | 17,019 | 411 | 0 | 781 | 686 | |
| | Macon | 48,104 | 27,578 | 0 | 17,169 | 64,222 | 1,256 | 416 | 3,100 | 4,361 | |
| | Moultrie | 6,525 | 4,926 | 0 | 1,802 | 7,406 | 220 | 88 | 770 | 392 | |
| | Piatt | 1,305 | 2,840 | 0 | 1,837 | 6,550 | 197 | 0 | 200 | 392 | |
| 6th..... | Circuit Total | 111,141 | 87,060 | 0 | 57,901 | 210,227 | 3,945 | 1,810 | 10,483 | 9,053 | |
| 7th..... | Greene | 11,473 | 5,468 | 0 | 5,911 | 4,813 | 263 | 0 | 15 | 147 | |
| | Jersey | 10,571 | 6,449 | 0 | 846 | 13,199 | 155 | 121 | 854 | 833 | |
| | Macoupin | 24,559 | 10,392 | 0 | 7,426 | 25,695 | 410 | 0 | 778 | 3,871 | |
| | Morgan | 30,049 | 6,989 | 0 | 15,066 | 16,317 | 335 | 27 | 510 | 1,372 | |
| | Sangamon | 26,135 | 24,995 | 0 | 26,276 | 65,685 | 884 | 701 | 2,111 | 7,448 | |
| | Scott | 3,010 | 1,583 | 0 | 757 | 2,200 | 79 | 0 | 60 | 49 | |
| 7th..... | Circuit Total | 105,796 | 55,875 | 0 | 56,282 | 127,909 | 2,126 | 850 | 4,328 | 13,720 | |
| 8th..... | Adams | 52,267 | 15,486 | 0 | 823 | 27,981 | 697 | 1,570 | 1,926 | 2,058 | |
| | Brown | 1,156 | 744 | 0 | 427 | 1,454 | 62 | 0 | 0 | 147 | |
| | Calhoun | 3,636 | 1,363 | 0 | 157 | 831 | 45 | 0 | 71 | 196 | |
| | Cass | 19,270 | 4,699 | 0 | 367 | 5,837 | 237 | 0 | 195 | 343 | |
| | Mason | 3,092 | 3,293 | 0 | 1,115 | 4,870 | 129 | 8 | 759 | 686 | |
| | Menard | 3,914 | 3,544 | 0 | 455 | 13,167 | 143 | 0 | 60 | 539 | |
| | Pike | 36,696 | 6,656 | 0 | 1,322 | 12,381 | 300 | 213 | 1,513 | 784 | |
| | Schuyler | 5,569 | 2,486 | 0 | 305 | 5,805 | 89 | 0 | 390 | 441 | |
| | 8th..... | Circuit Total | 125,600 | 38,271 | 0 | 4,972 | 72,326 | 1,701 | 1,792 | 4,914 | 5,194 |
| | 9th..... | Fulton | 9,117 | 4,820 | 0 | 31,002 | 45,299 | 356 | 2,396 | 32 | 1,715 |
| Hancock | | 6,623 | 4,199 | 0 | 426 | 10,854 | 210 | 0 | 162 | 900 | |
| Henderson | | 2,500 | 5,789 | 0 | 7,209 | 16,758 | 276 | 790 | 471 | 392 | |
| Knox | | 39,458 | 13,478 | 0 | 2,185 | 18,298 | 626 | 832 | 645 | 2,058 | |
| McDonough | | 47,207 | 15,220 | 0 | 1,121 | 23,503 | 545 | 1,211 | 1,761 | 1,200 | |
| Warren | | 20,277 | 4,691 | 0 | 339 | 12,807 | 291 | 0 | 518 | 686 | |
| 9th..... | | Circuit Total | 125,182 | 48,196 | 0 | 42,282 | 127,519 | 2,304 | 5,228 | 3,589 | 6,951 |
| 10th..... | Marshall | 1,648 | 921 | 0 | 4,026 | 0 | 30 | 4 | 152 | 588 | |
| | Peoria | 84,814 | 36,905 | 0 | 119,923 | 77,259 | 1,682 | 3,879 | 4,130 | 14,966 | |
| | Putnam | 1,479 | 846 | 0 | 384 | 1,037 | 40 | 0 | 56 | 343 | |
| | Stark | 453 | 1,467 | 0 | 424 | 2,147 | 50 | 0 | 45 | 343 | |
| | Tazewell | 22,446 | 27,819 | 0 | 11,148 | 75,100 | 1,271 | 0 | 4,503 | 6,811 | |
| 10th..... | Circuit Total | 110,840 | 67,958 | 0 | 135,906 | 155,543 | 3,073 | 3,883 | 8,886 | 23,051 | |
| 11th..... | Ford | 2,575 | 3,236 | 0 | 950 | 5,824 | 196 | 0 | 383 | 294 | |
| | Livingston | 22,479 | 14,004 | 0 | 4,012 | 23,188 | 576 | 0 | 278 | 1,617 | |
| | Logan | 9,893 | 7,251 | 0 | 20,092 | 7,489 | 416 | 1,093 | 431 | 1,225 | |
| | McLean | 97,586 | 56,275 | 0 | 19,748 | 130,595 | 2,443 | 934 | 6,433 | 3,322 | |
| | Woodford | 39,928 | 10,085 | 0 | 1,877 | 22,952 | 459 | 925 | 530 | 1,176 | |
| 11th..... | Circuit Total | 172,461 | 90,851 | 0 | 46,679 | 190,048 | 4,090 | 2,952 | 8,054 | 7,634 | |

CIRCUIT CLERK DISBURSEMENT OF FUNDS

| CIRCUIT | COUNTY | FINES, PENALTIES, ASSESSMENTS AND FORFEITURES (CONTINUED) | | | | | | | | |
|-----------|-----------------|---|--------------------|--------------------|--------------------|----------------------|-----------------------------|------------------------|--------------------------------|-------------------------------------|
| | | STATE (CONTINUED) | | | | | | | | |
| | | DRUG TREATMENT | TRAUMA CENTER FUND | % DIST < \$55 FUND | % DIST ≥ \$55 FUND | GENERAL REVENUE FUND | SPINAL CORD CURE TRUST FUND | LEADS MAINTENANCE FUND | FIRE TRUCK REVOLVING LOAN FUND | FORECLOSURE PREVENTION PROGRAM FUND |
| 12th..... | Will | 182,559 | 104,204 | 0 | 156,543 | 36,575 | 1,496 | 32 | 7,697 | 0 |
| 12th..... | Circuit Total | 182,559 | 104,204 | 0 | 156,543 | 36,575 | 1,496 | 32 | 7,697 | 0 |
| 13th..... | Bureau | 38,823 | 8,949 | 0 | 978 | 14,948 | 409 | 186 | 897 | 1,568 |
| | Grundy | 20,305 | 14,734 | 0 | 5,374 | 35,946 | 679 | 61 | 1,096 | 2,254 |
| | LaSalle | 25,457 | 18,338 | 0 | 51,611 | 62,916 | 1,500 | 639 | 2,751 | 3,920 |
| 13th..... | Circuit Total | 84,585 | 42,021 | 0 | 57,963 | 113,810 | 2,588 | 886 | 4,744 | 7,742 |
| 14th..... | Henry | 179 | 11,227 | 0 | 1,427 | 28,463 | 131 | 326 | 1,485 | 2,793 |
| | Mercer | 2,079 | 3,224 | 0 | 482 | 9,656 | 162 | 0 | 989 | 784 |
| | Rock Island | 57,459 | 34,651 | 0 | 6,577 | 99,212 | 1,493 | 1,214 | 478 | 6,860 |
| | Whiteside | 39,477 | 8,992 | 0 | 2,900 | 35,196 | 529 | 82 | 1,275 | 2,744 |
| 14th..... | Circuit Total | 99,194 | 58,094 | 0 | 11,386 | 172,526 | 2,315 | 1,622 | 4,227 | 13,181 |
| 15th..... | Carroll | 9,187 | 3,721 | 0 | 695 | 4,995 | 96 | 0 | 158 | 490 |
| | Jo Daviess | 4,040 | 3,860 | 0 | 303 | 9,610 | 207 | 149 | 83 | 1,078 |
| | Lee | 21,296 | 11,052 | 0 | 2,035 | 30,181 | 593 | 0 | 1,142 | 833 |
| | Ogle | 13,692 | 14,203 | 0 | 1,452 | 37,831 | 718 | 135 | 1,253 | 2,352 |
| | Stephenson | 30,637 | 12,034 | 0 | 4,888 | 38,878 | 468 | 0 | 29 | 1,960 |
| 15th..... | Circuit Total | 78,852 | 44,870 | 0 | 9,372 | 121,495 | 2,082 | 285 | 2,665 | 6,713 |
| 16th..... | Kane | 186,194 | 121,277 | 0 | 398,274 | 343,915 | 5,084 | 4,513 | 18,871 | 0 |
| 16th..... | Circuit Total | 186,194 | 121,277 | 0 | 398,274 | 343,915 | 5,084 | 4,513 | 18,871 | 0 |
| 17th..... | Boone | 55,128 | 19,333 | 0 | 4,898 | 44,963 | 1,047 | 0 | 183 | 3,185 |
| | Winnebago | 110,615 | 40,004 | 0 | 203,753 | 6,320 | 2,010 | 0 | 0 | 19,112 |
| 17th..... | Circuit Total | 165,743 | 59,337 | 0 | 208,651 | 51,283 | 3,058 | 0 | 183 | 22,297 |
| 18th..... | DuPage | 173,566 | 161,021 | 0 | 951,530 | 17,103 | 8,734 | 31,730 | 0 | 24,598 |
| 18th..... | Circuit Total | 173,566 | 161,021 | 0 | 951,530 | 17,103 | 8,734 | 31,730 | 0 | 24,598 |
| 19th..... | Lake | 83,454 | 135,257 | 0 | 29,217 | 218,338 | 5,260 | 29,219 | 16,508 | 26,852 |
| 19th..... | Circuit Total | 83,454 | 135,257 | 0 | 29,217 | 218,338 | 5,260 | 29,219 | 16,508 | 26,852 |
| 20th..... | Monroe | 15,558 | 8,105 | 0 | 411 | 10,540 | 462 | 65 | 330 | 686 |
| | Perry | 2,060 | 3,398 | 0 | 814 | 7,971 | 60 | 0 | 0 | 637 |
| | Randolph | 5,806 | 3,487 | 0 | 1,606 | 7,836 | 90 | 0 | 0 | 931 |
| | St. Clair | 25,539 | 36,499 | 183 | 60,343 | 55,973 | 1,874 | 496 | 1,404 | 11,516 |
| | Washington | 8,186 | 3,356 | 0 | 826 | 2,016 | 151 | 0 | 203 | 294 |
| 20th..... | Circuit Total | 57,149 | 54,846 | 183 | 64,000 | 84,336 | 2,637 | 561 | 1,937 | 14,064 |
| 21st..... | Iroquois | 10,882 | 4,386 | 0 | 4,677 | 7,682 | 118 | 0 | 948 | 980 |
| | Kankakee | 17,675 | 11,751 | 0 | 114,954 | 49,256 | 336 | 3,485 | 165 | 4,459 |
| 21st..... | Circuit Total | 28,557 | 16,137 | 0 | 119,631 | 56,938 | 454 | 3,485 | 1,113 | 5,439 |
| 22nd..... | McHenry | 102,450 | 73,297 | 0 | 13,515 | 78,605 | 3,643 | 14,719 | 6,237 | 13,524 |
| 22nd..... | Circuit Total | 102,450 | 73,297 | 0 | 13,515 | 78,605 | 3,643 | 14,719 | 6,237 | 13,524 |
| 23rd..... | DeKalb | 32,322 | 11,022 | 0 | 58,247 | 73,155 | 905 | 0 | 1,718 | 1,960 |
| | Kendall | 43,688 | 17,200 | 0 | 45,458 | 55,398 | 905 | 0 | 751 | 5,880 |
| 23rd..... | Circuit Total | 76,011 | 28,222 | 0 | 103,705 | 128,553 | 1,810 | 0 | 2,469 | 7,840 |
| | Downstate Total | 2,658,956 | 1,478,123 | 183 | 2,623,910 | 2,652,057 | 65,085 | 106,564 | 117,457 | 252,416 |
| Cook | Cook County | 51,215 | 247,276 | 96,853 | 1,162,584 | 947,714 | 12,538 | 5,353 | 15,820 | 200,062 |
| | State Total | 2,710,171 | 1,725,399 | 97,036 | 3,786,494 | 3,599,771 | 77,623 | 111,917 | 133,277 | 452,478 |

CIRCUIT CLERK DISBURSEMENT OF FUNDS

| CIRCUIT | COUNTY | FINES, PENALTIES, ASSESSMENTS AND FORFEITURES (CONTINUED) | | | | | | | |
|----------|---------------|---|-----------------------|---|--------------------------------------|--------------------------------------|---------------------------|---------------------------|----------------------------------|
| | | STATE (CONTINUED) | | | | | | | |
| | | FIRE PREVENTION FUND | CAPITAL PROJECTS FUND | ABANDON RESIDENTIAL PROPERTY MUNI RELIEF FUND | STATE POLICE MERIT BOARD SAFETY FUND | STATE POLICE OPERATOINS ASSIST. FUND | STATE POLICE VEHICLE FUND | TOTAL STATE DISBURSEMENT* | TOTAL STATE & LOCAL DISBURSEMENT |
| 1st..... | Alexander | 308 | 0 | 245 | 3,981 | 9,866 | 180 | 116,795 | 320,417 |
| | Jackson | 3,165 | 0 | 5,810 | 8,880 | 43,961 | 180 | 314,535 | 638,262 |
| | Johnson | 722 | 600 | 1,960 | 8,185 | 14,228 | 260 | 240,951 | 573,655 |
| | Massac | 1,305 | 0 | 2,765 | 12,264 | 25,441 | 120 | 241,657 | 818,600 |
| | Pope | 176 | 0 | 420 | 1,752 | 4,664 | 0 | 45,793 | 102,465 |
| | Pulaski | 1,641 | 0 | 1,050 | 34,702 | 47,662 | 0 | 405,798 | 2,900,025 |
| | Saline | 779 | 277 | 3,087 | 2,548 | 9,185 | 161 | 167,752 | 501,716 |
| | Union | 648 | 0 | 2,030 | 2,942 | 10,939 | 428 | 215,577 | 325,330 |
| | Williamson | 2,061 | 384,118 | 12,530 | 36,230 | 62,073 | 838 | 1,367,076 | 1,903,779 |
| 1st..... | Circuit Total | 10,804 | 384,995 | 29,897 | 111,485 | 228,019 | 2,167 | 3,115,934 | 8,084,248 |
| 2nd..... | Crawford | 1,305 | 330 | 1,680 | 1,998 | 10,368 | 0 | 91,049 | 325,039 |
| | Edwards | 1,406 | 3,500 | 595 | 1,780 | 5,012 | 0 | 73,236 | 177,552 |
| | Franklin | 1,183 | 0 | 6,615 | 2,937 | 14,558 | 341 | 251,930 | 422,964 |
| | Gallatin | 106 | 0 | 350 | 1,862 | 4,176 | 141 | 56,021 | 119,498 |
| | Hamilton | 467 | 0 | 385 | 1,220 | 6,196 | 367 | 90,018 | 138,979 |
| | Hardin | 132 | 0 | 840 | 422 | 1,593 | 15 | 22,752 | 62,471 |
| | Jefferson | 1,912 | 0 | 7,035 | 3,583 | 17,538 | 699 | 234,332 | 613,723 |
| | Lawrence | 836 | 0 | 2,279 | 1,174 | 9,388 | 0 | 100,680 | 240,895 |
| | Richland | 777 | 0 | 490 | 1,441 | 12,699 | 40 | 120,866 | 235,314 |
| | Wabash | 778 | 0 | 1,995 | 1,100 | 6,151 | 20 | 93,812 | 205,871 |
| | Wayne | 650 | 0 | 1,575 | 2,503 | 6,429 | 120 | 108,754 | 166,233 |
| | White | 1,587 | 3,077 | 2,415 | 4,200 | 14,453 | 560 | 200,723 | 352,578 |
| 2nd..... | Circuit Total | 11,138 | 6,907 | 26,254 | 24,220 | 108,559 | 2,303 | 1,444,174 | 3,061,117 |
| 3rd..... | Bond | 1,245 | 0 | 1,960 | 9,168 | 14,569 | 270 | 134,541 | 621,800 |
| | Madison | 10,331 | 51,188 | 1,901 | 37,051 | 158,191 | 1,967 | 1,522,381 | 3,216,091 |
| 3rd..... | Circuit Total | 11,576 | 51,188 | 3,861 | 46,220 | 172,760 | 2,237 | 1,656,922 | 3,837,891 |
| 4th..... | Christian | 1,742 | 0 | 5,425 | 2,726 | 10,107 | 20 | 193,778 | 429,356 |
| | Clay | 563 | 590 | 1,890 | 1,528 | 7,150 | 112 | 151,261 | 272,877 |
| | Clinton | 3,366 | 0 | 2,777 | 3,966 | 17,930 | 160 | 198,719 | 458,605 |
| | Effingham | 3,431 | 1,120 | 2,765 | 5,566 | 31,759 | 419 | 448,191 | 776,327 |
| | Fayette | 1,985 | 385 | 3,535 | 16,732 | 25,505 | 370 | 449,941 | 655,670 |
| | Jasper | 1,054 | 1,695 | 700 | 1,870 | 9,232 | 40 | 95,298 | 190,808 |
| | Marion | 3,645 | 0 | 9,590 | 5,577 | 33,926 | 258 | 300,995 | 793,831 |
| | Montgomery | 2,761 | 4,117 | 3,850 | 6,771 | 25,532 | 802 | 386,661 | 581,941 |
| | Shelby | 1,020 | 0 | 1,890 | 2,185 | 7,801 | 0 | 107,576 | 220,284 |
| 4th..... | Circuit Total | 19,565 | 7,907 | 32,421 | 46,921 | 168,941 | 2,180 | 2,332,420 | 4,379,699 |
| 5th..... | Clark | 1,320 | 38,456 | 1,365 | 8,469 | 15,533 | 80 | 260,322 | 408,953 |
| | Coles | 1,975 | 79 | 5,594 | 4,181 | 30,517 | 49 | 384,944 | 936,433 |
| | Cumberland | 1,129 | 99 | 1,155 | 1,603 | 7,086 | 81 | 103,019 | 205,069 |
| | Edgar | 1,056 | 0 | 1,925 | 1,081 | 7,396 | 0 | 82,018 | 231,168 |
| | Vermilion | 2,632 | 0 | 43,071 | 7,733 | 53,280 | 164 | 409,213 | 781,023 |
| 5th..... | Circuit Total | 8,112 | 38,634 | 53,110 | 23,068 | 113,812 | 374 | 1,239,516 | 2,562,645 |

*Includes all other state fines, penalties, assessments and forfeitures not illustrated in this this report.

CIRCUIT CLERK DISBURSEMENT OF FUNDS

| CIRCUIT | COUNTY | FINES, PENALTIES, ASSESSMENTS AND FORFEITURES (CONTINUED) | | | | | | | |
|-----------|---------------|---|-----------------------|---|--------------------------------------|--------------------------------------|---------------------------|---------------------------|----------------------------------|
| | | STATE (CONTINUED) | | | | | | | |
| | | FIRE PREVENTION FUND | CAPITAL PROJECTS FUND | ABANDON RESIDENTIAL PROPERTY MUNI RELIEF FUND | STATE POLICE MERIT BOARD SAFETY FUND | STATE POLICE OPERATOINS ASSIST. FUND | STATE POLICE VEHICLE FUND | TOTAL STATE DISBURSEMENT* | TOTAL STATE & LOCAL DISBURSEMENT |
| 6th..... | Champaign | 14,268 | 0 | 23,787 | 22,814 | 110,093 | 1,152 | 1,410,640 | 2,611,851 |
| | DeWitt | 3,062 | 0 | 3,710 | 2,357 | 12,021 | 0 | 147,514 | 317,259 |
| | Douglas | 5,128 | 0 | 2,835 | 4,051 | 26,748 | 80 | 281,260 | 736,509 |
| | Macon | 7,854 | 765 | 21,980 | 10,964 | 129,415 | 100 | 753,350 | 1,345,748 |
| | Moultrie | 2,415 | 0 | 1,540 | 1,892 | 9,847 | 0 | 108,609 | 267,308 |
| | Piatt | 1,023 | 0 | 1,855 | 1,578 | 5,540 | 28 | 80,999 | 159,239 |
| 6th..... | Circuit Total | 33,750 | 765 | 55,706 | 43,654 | 293,664 | 1,360 | 2,782,372 | 5,437,914 |
| 7th..... | Greene | 675 | 0 | 735 | 3,398 | 7,192 | 140 | 96,720 | 179,067 |
| | Jersey | 4,974 | 0 | 3,535 | 5,701 | 24,525 | 310 | 239,166 | 543,130 |
| | Macoupin | 2,430 | 0 | 15,852 | 6,581 | 22,440 | 1,789 | 375,146 | 729,366 |
| | Morgan | 1,506 | 418 | 5,180 | 5,873 | 14,308 | 66 | 179,940 | 408,552 |
| | Sangamon | 14,382 | 222,515 | 270 | 53,783 | 174,923 | 3,865 | 1,518,172 | 4,250,752 |
| | Scott | 434 | 0 | 35 | 1,024 | 4,995 | 41 | 65,656 | 108,085 |
| 7th..... | Circuit Total | 24,401 | 222,933 | 25,606 | 76,360 | 248,383 | 6,211 | 2,474,799 | 6,218,952 |
| 8th..... | Adams | 4,646 | 0 | 9,555 | 8,251 | 41,146 | 321 | 570,546 | 1,103,713 |
| | Brown | 651 | 0 | 560 | 1,958 | 4,526 | 40 | 44,630 | 107,171 |
| | Calhoun | 280 | 0 | 455 | 1,456 | 3,298 | 20 | 42,454 | 93,417 |
| | Cass | 1,508 | 0 | 1,190 | 2,226 | 11,187 | 141 | 117,671 | 217,576 |
| | Mason | 1,726 | 0 | 2,030 | 4,624 | 13,512 | 0 | 128,444 | 346,472 |
| | Menard | 894 | 0 | 2,100 | 963 | 8,632 | 81 | 82,286 | 156,428 |
| | Pike | 3,600 | 6,798 | 1,610 | 4,286 | 15,540 | 1,357 | 351,595 | 810,017 |
| | Schuyler | 1,769 | 165 | 1,715 | 2,197 | 7,546 | 144 | 110,187 | 177,802 |
| 8th..... | Circuit Total | 15,073 | 6,963 | 19,215 | 25,960 | 105,386 | 2,102 | 1,447,812 | 3,012,596 |
| 9th..... | Fulton | 1,558 | 0 | 7,770 | 7,680 | 21,655 | 510 | 288,854 | 752,776 |
| | Hancock | 1,488 | 0 | 2,485 | 3,635 | 13,204 | 78 | 130,383 | 300,688 |
| | Henderson | 1,288 | 0 | 1,540 | 4,847 | 13,583 | 375 | 168,922 | 401,433 |
| | Knox | 3,371 | 0 | 6,020 | 8,001 | 38,835 | 275 | 361,594 | 1,193,226 |
| | McDonough | 3,784 | 7,713 | 3,360 | 4,155 | 30,444 | 683 | 370,165 | 755,582 |
| | Warren | 1,867 | 0 | 1,789 | 2,676 | 15,867 | 192 | 146,519 | 376,889 |
| 9th..... | Circuit Total | 13,355 | 7,713 | 22,964 | 30,993 | 133,588 | 2,112 | 1,466,436 | 3,780,594 |
| 10th..... | Marshall | 553 | 0 | 2,905 | 1,459 | 4,295 | 20 | 42,911 | 119,849 |
| | Peoria | 11,812 | 12,240 | 37,415 | 33,383 | 93,330 | 2,037 | 1,120,966 | 2,398,387 |
| | Putnam | 691 | 1,313 | 2,135 | 2,272 | 5,431 | 0 | 54,150 | 144,230 |
| | Stark | 319 | 0 | 1,820 | 1,715 | 6,996 | 0 | 42,491 | 108,688 |
| | Tazewell | 20,146 | 0 | 35,367 | 23,848 | 104,873 | 318 | 874,076 | 1,867,754 |
| 10th..... | Circuit Total | 33,521 | 13,553 | 79,642 | 62,677 | 214,924 | 2,375 | 2,134,595 | 4,638,909 |
| 11th..... | Ford | 1,211 | 690 | 1,295 | 1,807 | 10,141 | 40 | 121,339 | 272,288 |
| | Livingston | 3,431 | 0 | 6,989 | 6,094 | 28,478 | 1,000 | 386,772 | 832,321 |
| | Logan | 2,948 | 0 | 6,020 | 5,016 | 26,361 | 820 | 249,403 | 559,798 |
| | McLean | 17,055 | 124,111 | 18,430 | 35,860 | 120,601 | 1,924 | 1,777,022 | 3,888,249 |
| | Woodford | 3,097 | 0 | 6,300 | 4,699 | 21,669 | 160 | 317,317 | 743,350 |
| 11th..... | Circuit Total | 27,741 | 124,801 | 39,034 | 53,476 | 207,250 | 3,944 | 2,851,853 | 6,296,005 |

*Includes all other state fines, penalties, assessments and forfeitures not illustrated in this this report.

CIRCUIT CLERK DISBURSEMENT OF FUNDS

| CIRCUIT | COUNTY | FINES, PENALTIES, ASSESSMENTS AND FORFEITURES (CONTINUED) | | | | | | | |
|-----------|-----------------|---|-----------------------|---|--------------------------------------|--------------------------------------|---------------------------|---------------------------|----------------------------------|
| | | STATE (CONTINUED) | | | | | | | |
| | | FIRE PREVENTION FUND | CAPITAL PROJECTS FUND | ABANDON RESIDENTIAL PROPERTY MUNI RELIEF FUND | STATE POLICE MERIT BOARD SAFETY FUND | STATE POLICE OPERATOINS ASSIST. FUND | STATE POLICE VEHICLE FUND | TOTAL STATE DISBURSEMENT* | TOTAL STATE & LOCAL DISBURSEMENT |
| 12th..... | Will | 26,702 | 862,510 | 176,855 | 175,760 | 483,887 | 10,551 | 5,983,162 | 16,620,777 |
| 12th..... | Circuit Total | 26,702 | 862,510 | 176,855 | 175,760 | 483,887 | 10,551 | 5,983,162 | 16,620,777 |
| 13th..... | Bureau | 4,219 | 0 | 6,605 | 4,259 | 20,548 | 540 | 344,448 | 892,445 |
| | Grundy | 3,905 | 0 | 12,582 | 12,913 | 51,254 | 460 | 439,678 | 917,358 |
| | LaSalle | 16,043 | 0 | 18,769 | 27,322 | 109,757 | 1,598 | 937,414 | 2,744,049 |
| 13th..... | Circuit Total | 24,167 | 0 | 37,956 | 44,494 | 181,558 | 2,598 | 1,721,539 | 4,553,852 |
| 14th..... | Henry | 7,177 | 0 | 11,423 | 8,775 | 33,410 | 415 | 345,469 | 808,715 |
| | Mercer | 1,648 | 0 | 3,045 | 1,192 | 8,478 | 0 | 102,593 | 226,792 |
| | Rock Island | 4,974 | 203,959 | 34,801 | 36,436 | 94,231 | 578 | 1,290,991 | 2,138,460 |
| | Whiteside | 6,428 | 9,805 | 12,040 | 13,063 | 31,246 | 302 | 499,994 | 950,283 |
| 14th..... | Circuit Total | 20,227 | 213,764 | 61,309 | 59,465 | 167,364 | 1,295 | 2,239,047 | 4,124,250 |
| 15th..... | Carroll | 1,764 | 0 | 2,065 | 2,994 | 10,904 | 20 | 93,113 | 218,169 |
| | Jo Daviess | 877 | 0 | 4,357 | 3,289 | 11,369 | 53 | 116,597 | 274,492 |
| | Lee | 5,160 | 318 | 3,535 | 6,281 | 28,574 | 101 | 369,473 | 755,822 |
| | Ogle | 6,593 | 20,427 | 9,660 | 12,655 | 38,091 | 669 | 512,663 | 1,055,456 |
| | Stephenson | 3,333 | 330 | 8,400 | 10,982 | 45,018 | 782 | 464,103 | 1,007,409 |
| 15th..... | Circuit Total | 17,727 | 21,075 | 28,016 | 36,201 | 133,957 | 1,624 | 1,555,949 | 3,311,349 |
| 16th..... | Kane | 40,209 | 60,190 | 93,380 | 171,703 | 274,662 | 5,710 | 2,812,358 | 7,686,545 |
| 16th..... | Circuit Total | 40,209 | 60,190 | 93,380 | 171,703 | 274,662 | 5,710 | 2,812,358 | 7,686,545 |
| 17th..... | Boone | 7,962 | 650 | 18,821 | 10,278 | 56,918 | 200 | 588,681 | 1,655,276 |
| | Winnebago | 1,032 | 0 | 117,975 | 36,057 | 670 | 3,353 | 1,587,578 | 4,260,839 |
| 17th..... | Circuit Total | 8,993 | 650 | 136,797 | 46,335 | 57,588 | 3,553 | 2,176,258 | 5,916,116 |
| 18th..... | DuPage | 105,678 | 139,013 | 129,920 | 177,486 | 632,146 | 11,662 | 4,996,237 | 23,522,683 |
| 18th..... | Circuit Total | 105,678 | 139,013 | 129,920 | 177,486 | 632,146 | 11,662 | 4,996,237 | 23,522,683 |
| 19th..... | Lake | 42,016 | 113,097 | 143,395 | 177,615 | 487,840 | 4,800 | 3,464,739 | 11,618,711 |
| 19th..... | Circuit Total | 42,016 | 113,097 | 143,395 | 177,615 | 487,840 | 4,800 | 3,464,739 | 11,618,711 |
| 20th..... | Monroe | 3,036 | 0 | 3,808 | 5,841 | 31,618 | 120 | 195,691 | 434,926 |
| | Perry | 1,759 | 548 | 2,030 | 2,697 | 15,956 | 62 | 141,985 | 364,500 |
| | Randolph | 2,068 | 2,551 | 3,605 | 2,667 | 14,554 | 168 | 125,207 | 326,021 |
| | St. Clair | 19,069 | 106,688 | 58,200 | 39,238 | 143,894 | 4,450 | 1,630,041 | 2,634,079 |
| | Washington | 1,603 | 0 | 1,155 | 1,647 | 6,678 | 178 | 86,949 | 184,537 |
| 20th..... | Circuit Total | 27,534 | 109,786 | 68,798 | 52,089 | 212,700 | 4,977 | 2,179,873 | 3,944,063 |
| 21st..... | Iroquois | 4,617 | 27,739 | 5,530 | 9,202 | 17,935 | 1,984 | 342,206 | 496,664 |
| | Kankakee | 8,999 | 0 | 24,710 | 23,704 | 70,785 | 2,423 | 682,626 | 1,719,433 |
| 21st..... | Circuit Total | 13,616 | 27,739 | 30,240 | 32,906 | 88,719 | 4,407 | 1,024,832 | 2,216,097 |
| 22nd..... | McHenry | 25,691 | 149,028 | 77,251 | 0 | 244,429 | 420 | 1,988,376 | 5,395,029 |
| 22nd..... | Circuit Total | 25,691 | 149,028 | 77,251 | 0 | 244,429 | 420 | 1,988,376 | 5,395,029 |
| 23rd..... | DeKalb | 5,171 | 592 | 10,513 | 29,781 | 69,575 | 640 | 550,295 | 1,285,728 |
| | Kendall | 6,452 | 0 | 41,207 | 20,762 | 20,227 | 190 | 605,296 | 1,014,345 |
| 23rd..... | Circuit Total | 11,623 | 592 | 51,720 | 50,543 | 89,801 | 830 | 1,155,591 | 2,300,073 |
| | Downstate Total | 573,217 | 2,563,801 | 1,423,347 | 1,569,630 | 5,049,939 | 79,789 | 54,244,795 | 142,520,114 |
| Cook | Cook County | 54,144 | 0 | 1,095,671 | 448,705 | 513,428 | 11,517 | 10,768,360 | 30,326,262 |
| | State Total | 627,361 | 2,563,801 | 2,519,018 | 2,018,335 | 5,563,367 | 91,306 | 65,013,155 | 172,846,376 |

*Includes all other state fines, penalties, assessments and forfeitures not illustrated in this this report.

CIRCUIT CLERK DISBURSEMENT OF FUNDS

| CIRCUIT | COUNTY | FEES OF OTHERS | | | | | | | |
|----------|---------------|-------------------|----------------------------|------------------------|--------------------|--------------------------------|-------------------------------------|-------------------------|--------------------------------|
| | | STATES ATTORNEY * | SHERIFF SERVICE OF PROCESS | SHERIFF COURT SECURITY | COUNTY LAW LIBRARY | MARRIAGE FUND OF CIRCUIT COURT | COUNTY FUND TO FINANCE COURT SYSTEM | COURT APPOINTED COUNSEL | MUNICIPAL ATTORNEY PROSECUTION |
| 1st..... | Alexander | 11,452 | 7,018 | 24,859 | 2,960 | 0 | 15,234 | 3,677 | 0 |
| | Jackson | 35,549 | 3,593 | 106,828 | 7,243 | 382 | 98,128 | 5,300 | 0 |
| | Johnson | 24,617 | 6,385 | 30,687 | 5,166 | 10 | 53,250 | 874 | 0 |
| | Massac | 41,530 | 2,053 | 49,573 | 6,498 | 0 | 32,379 | 7,161 | 0 |
| | Pope | 7,941 | 4,943 | 11,893 | 1,470 | 0 | 4,341 | 4,140 | 0 |
| | Pulaski | 119,769 | 11,047 | 161,109 | 8,794 | 0 | 111,321 | 2,733 | 0 |
| | Saline | 7,358 | 13,569 | 40,643 | 14,848 | 210 | 41,576 | 73,831 | 0 |
| | Union | 13,719 | 1,342 | 34,438 | 9,072 | 150 | 26,962 | 11,311 | 0 |
| | Williamson | 30,997 | 10,034 | 181,778 | 6,329 | 900 | 101,573 | 4,277 | 0 |
| 1st..... | Circuit Total | 292,937 | 59,984 | 641,810 | 62,380 | 1,652 | 484,764 | 113,303 | 0 |
| 2nd..... | Crawford | 8,751 | 6,042 | 44,329 | 7,830 | 0 | 12,253 | 0 | 0 |
| | Edwards | 6,207 | 3,144 | 22,186 | 2,846 | 0 | 5,275 | 0 | 0 |
| | Franklin | 24,957 | 24,989 | 116,310 | 24,846 | 330 | 36,300 | 0 | 0 |
| | Gallatin | 6,317 | 3,862 | 12,763 | 2,500 | 0 | 4,866 | 0 | 0 |
| | Hamilton | 7,826 | 5,949 | 26,754 | 4,080 | 0 | 7,205 | 600 | 0 |
| | Hardin | 4,103 | 1,118 | 8,866 | 1,880 | 0 | 3,630 | 423 | 0 |
| | Jefferson | 16,082 | 5,563 | 106,011 | 27,451 | 0 | 33,711 | 3,942 | 0 |
| | Lawrence | 6,914 | 7,540 | 39,324 | 8,498 | 0 | 12,798 | 0 | 0 |
| | Richland | 12,017 | 3,007 | 31,439 | 7,660 | 0 | 17,080 | 195,981 | 0 |
| | Wabash | 6,496 | 7,775 | 25,759 | 4,773 | 0 | 8,839 | 82,714 | 0 |
| | Wayne | 12,166 | 9,835 | 22,439 | 6,795 | 80 | 12,765 | 1,452 | 0 |
| | White | 20,714 | 18,760 | 71,230 | 9,270 | 0 | 16,989 | 0 | 0 |
| | 2nd..... | Circuit Total | 132,555 | 97,585 | 527,409 | 108,429 | 410 | 171,710 | 285,112 |
| 3rd..... | Bond | 22,611 | 13,100 | 62,045 | 3,330 | 0 | 2,723 | 20,314 | 0 |
| | Madison | 13,500 | 30,450 | 12,741 | 283,112 | 0 | 9,433 | 0 | 0 |
| 3rd..... | Circuit Total | 36,112 | 43,550 | 74,786 | 286,442 | 0 | 12,157 | 20,314 | 0 |
| 4th..... | Christian | 16,134 | 13,136 | 57,864 | 10,828 | 220 | 51,037 | 359 | 0 |
| | Clay | 5,792 | 10,540 | 39,870 | 6,585 | 190 | 15,312 | 1,292 | 0 |
| | Clinton | 16,511 | 30,168 | 59,328 | 12,921 | 270 | 36,382 | 710 | 0 |
| | Effingham | 40,199 | 35,284 | 67,278 | 3,544 | 310 | 53,816 | 2,790 | 0 |
| | Fayette | 30,021 | 11,469 | 69,808 | 0 | 90 | 72,056 | 3,431 | 0 |
| | Jasper | 10,502 | 5,274 | 19,538 | 2,925 | 20 | 17,103 | 1,466 | 290 |
| | Marion | 6,111 | 7,859 | 72,464 | 16,226 | 540 | 20,219 | 12,104 | 0 |
| | Montgomery | 48,664 | 24,432 | 78,944 | 13,452 | 340 | 91,654 | 2,463 | 0 |
| | Shelby | 13,456 | 10,219 | 33,325 | 7,218 | 160 | 42,965 | 2,067 | 0 |
| 4th..... | Circuit Total | 187,395 | 148,381 | 498,420 | 73,699 | 2,140 | 400,544 | 26,681 | 290 |
| 5th..... | Clark | 13,089 | 11,613 | 44,242 | 4,060 | 40 | 16,676 | 500 | 0 |
| | Coles | 22,310 | 34,670 | 113,350 | 11,692 | 570 | 61,111 | 19,512 | 0 |
| | Cumberland | 8,756 | 5,302 | 21,849 | 2,460 | 120 | 10,671 | 2,556 | 0 |
| | Edgar | 5,515 | 4,678 | 26,246 | 5,780 | 250 | 6,064 | 5,307 | 0 |
| | Vermilion | 75,960 | 54,352 | 220,993 | 28,748 | 970 | 28,676 | 1,156 | 0 |
| 5th..... | Circuit Total | 125,631 | 110,615 | 426,679 | 52,740 | 1,950 | 123,197 | 29,031 | 0 |

*Includes State's Attorney Records Automation Fee.

CIRCUIT CLERK DISBURSEMENT OF FUNDS

| CIRCUIT | COUNTY | FEES OF OTHERS | | | | | | | |
|-----------|---------------|-------------------|----------------------------|------------------------|--------------------|--------------------------------|-------------------------------------|-------------------------|--------------------------------|
| | | STATES ATTORNEY * | SHERIFF SERVICE OF PROCESS | SHERIFF COURT SECURITY | COUNTY LAW LIBRARY | MARRIAGE FUND OF CIRCUIT COURT | COUNTY FUND TO FINANCE COURT SYSTEM | COURT APPOINTED COUNSEL | MUNICIPAL ATTORNEY PROSECUTION |
| 6th..... | Champaign | 93,532 | 80,479 | 264,250 | 72,658 | 0 | 110,221 | 59,626 | 3,705 |
| | DeWitt | 9,802 | 1,829 | 32,756 | 5,098 | 0 | 23,663 | 3,059 | 0 |
| | Douglas | 5,798 | 27,387 | 1,719 | 2,478 | 0 | 2,932 | 6,579 | 0 |
| | Macon | 103,162 | 88,077 | 309,653 | 66,507 | 960 | 72,247 | 3,606 | 2,814 |
| | Moultrie | 12,953 | 19,912 | 33,480 | 5,515 | 0 | 12,975 | 15,490 | 0 |
| | Piatt | 5,695 | 8,870 | 24,221 | 5,002 | 0 | 7,920 | 10,075 | 0 |
| 6th..... | Circuit Total | 230,944 | 226,554 | 666,079 | 157,257 | 960 | 229,958 | 98,434 | 6,519 |
| 7th..... | Greene | 4,682 | 5,388 | 27,447 | 3,990 | 130 | 25,656 | 686 | 0 |
| | Jersey | 33,276 | 12,266 | 67,665 | 5,870 | 80 | 82,136 | 5,496 | 0 |
| | Macoupin | 55,417 | 16,196 | 75,769 | 21,522 | 330 | 32,238 | 1,036 | 0 |
| | Morgan | 24,867 | 6,160 | 62,553 | 19,080 | 350 | 54,237 | 1,895 | 0 |
| | Sangamon | 27,341 | 10,810 | 35,664 | 148,538 | 2,600 | 13,886 | 3,515 | 0 |
| | Scott | 2,557 | 54 | 12,600 | 1,330 | 0 | 11,662 | 4,641 | 0 |
| 7th..... | Circuit Total | 148,143 | 50,874 | 281,698 | 200,330 | 3,490 | 219,815 | 17,267 | 0 |
| 8th..... | Adams | 61,044 | 12,977 | 136,103 | 26,396 | 330 | 157,596 | 50,862 | 4,134 |
| | Brown | 6,709 | 3,144 | 10,984 | 1,022 | 0 | 2,648 | 500 | 0 |
| | Calhoun | 3,452 | 2,027 | 5,110 | 1,185 | 0 | 7,100 | 0 | 0 |
| | Cass | 11,041 | 4,068 | 23,584 | 3,942 | 0 | 26,542 | 300 | 0 |
| | Mason | 19,372 | 9,911 | 38,288 | 3,155 | 0 | 29,421 | 20,799 | 0 |
| | Menard | 6,640 | 4,837 | 17,994 | 4,232 | 0 | 13,098 | 14,637 | 0 |
| | Pike | 17,386 | 20,244 | 42,235 | 0 | 0 | 53,098 | 8,456 | 0 |
| | Schuyler | 10,347 | 2,641 | 18,112 | 4,160 | 0 | 23,957 | 4,885 | 0 |
| | 8th..... | Circuit Total | 135,994 | 59,849 | 292,410 | 44,092 | 330 | 313,460 | 100,440 |
| 9th..... | Fulton | 3,293 | 20,185 | 75,125 | 2,035 | 0 | 11,246 | 41,192 | 0 |
| | Hancock | 1,505 | 15,507 | 41,413 | 960 | 0 | 77,669 | 8,150 | 0 |
| | Henderson | 1,583 | 10,048 | 26,071 | 342 | 60 | 5,800 | 10,921 | 50 |
| | Knox | 3,954 | 17,924 | 53,433 | 0 | 0 | 4,109 | 9,453 | 257 |
| | McDonough | 5,623 | 99,234 | 65,193 | 1,343 | 0 | 15,120 | 19,353 | 0 |
| | Warren | 7,972 | 12,108 | 29,878 | 792 | 220 | 6,630 | 18,989 | 0 |
| 9th..... | Circuit Total | 23,932 | 175,005 | 291,114 | 5,472 | 280 | 120,574 | 108,058 | 307 |
| 10th..... | Marshall | 3,640 | 5,834 | 13,350 | 5,628 | 80 | 11,992 | 4,858 | 0 |
| | Peoria | 68,587 | 176,487 | 244,342 | 89,782 | 2,770 | 137,279 | 117,450 | 3,825 |
| | Putnam | 8,640 | 1,361 | 12,170 | 2,814 | 50 | 14,303 | 1,075 | 0 |
| | Stark | 4,562 | 3,395 | 17,333 | 2,478 | 40 | 14,268 | 0 | 0 |
| | Tazewell | 102,258 | 136,701 | 217,780 | 38,356 | 700 | 122,989 | 31,803 | 1,114 |
| 10th..... | Circuit Total | 187,689 | 323,778 | 504,975 | 139,058 | 3,640 | 300,831 | 155,186 | 4,939 |
| 11th..... | Ford | 6,358 | 11,956 | 16,555 | 0 | 0 | 4,356 | 19,922 | 0 |
| | Livingston | 22,649 | 22,010 | 60,399 | 5,304 | 310 | 12,749 | 15,305 | 0 |
| | Logan | 15,809 | 27,545 | 50,228 | 0 | 140 | 331 | 19,469 | 614 |
| | McLean | 40,946 | 126,116 | 43,999 | 41,517 | 1,530 | 756,198 | 44,769 | 1,000 |
| | Woodford | 19,232 | 17,452 | 77,261 | 3,846 | 0 | 8,742 | 8,246 | 0 |
| 11th..... | Circuit Total | 104,996 | 205,080 | 248,442 | 50,667 | 1,980 | 782,375 | 107,711 | 1,614 |

*Includes State's Attorney Records Automation Fee.

CIRCUIT CLERK DISBURSEMENT OF FUNDS

| CIRCUIT | COUNTY | FEES OF OTHERS | | | | | | | | |
|-----------|-----------------|-------------------|----------------------------|------------------------|--------------------|--------------------------------|-------------------------------------|-------------------------|--------------------------------|--|
| | | STATES ATTORNEY * | SHERIFF SERVICE OF PROCESS | SHERIFF COURT SECURITY | COUNTY LAW LIBRARY | MARRIAGE FUND OF CIRCUIT COURT | COUNTY FUND TO FINANCE COURT SYSTEM | COURT APPOINTED COUNSEL | MUNICIPAL ATTORNEY PROSECUTION | |
| 12th..... | Will | 82,337 | 241,283 | 174,410 | 357,480 | 13,360 | 64,835 | 12,140 | 0 | |
| 12th..... | Circuit Total | 82,337 | 241,283 | 174,410 | 357,480 | 13,360 | 64,835 | 12,140 | 0 | |
| 13th..... | Bureau | 5,861 | 10,122 | 107,405 | 20,771 | 400 | 19,176 | 6,057 | 0 | |
| | Grundy | 27,828 | 6,611 | 122,195 | 10,644 | 780 | 48,311 | 856 | 0 | |
| | LaSalle | 18,989 | 43,118 | 10,736 | 46,514 | 0 | 2,982 | 0 | 943 | |
| 13th..... | Circuit Total | 52,679 | 59,851 | 240,336 | 77,929 | 1,180 | 70,469 | 6,913 | 943 | |
| 14th..... | Henry | 22,463 | 9,864 | 97,409 | 24,234 | 360 | 115,407 | 21,807 | 0 | |
| | Mercer | 5,218 | 8,963 | 23,090 | 6,441 | 70 | 10,887 | 1,423 | 0 | |
| | Rock Island | 74,122 | 50,506 | 226,391 | 83,460 | 0 | 89,192 | 50,260 | 0 | |
| | Whiteside | 53,675 | 12,797 | 109,518 | 36,135 | 590 | 73,490 | 37,406 | 0 | |
| 14th..... | Circuit Total | 155,479 | 82,130 | 456,409 | 150,270 | 1,020 | 288,977 | 110,895 | 0 | |
| 15th..... | Carroll | 6,503 | 12,279 | 56,317 | 1,715 | 30 | 19,385 | 5,175 | 0 | |
| | Jo Daviess | 6,609 | 1,499 | 44,302 | 4,565 | 420 | 40,489 | 3,163 | 0 | |
| | Lee | 14,683 | 6,501 | 80,584 | 17,130 | 510 | 68,443 | 3,147 | 0 | |
| | Ogle | 28,662 | 54,390 | 130,547 | 19,880 | 410 | 97,978 | 417 | 0 | |
| | Stephenson | 40,627 | 31,899 | 123,596 | 17,230 | 470 | 107,311 | 12,410 | 0 | |
| 15th..... | Circuit Total | 97,085 | 106,568 | 435,347 | 60,520 | 1,840 | 333,607 | 24,312 | 0 | |
| 16th..... | Kane | 531,945 | 24,351 | 754,824 | 243,421 | 4,390 | 578,596 | 9,556 | 109,420 | |
| 16th..... | Circuit Total | 531,945 | 24,351 | 754,824 | 243,421 | 4,390 | 578,596 | 9,556 | 109,420 | |
| 17th..... | Boone | 21,199 | 11,557 | 89,682 | 24,638 | 1,340 | 8,163 | 1,550 | 0 | |
| | Winnebago | 41,285 | 47,479 | 580,754 | 170,520 | 5,070 | 29,968 | 2,146 | 19,750 | |
| 17th..... | Circuit Total | 62,485 | 59,036 | 670,436 | 195,158 | 6,410 | 38,130 | 3,695 | 19,750 | |
| 18th..... | DuPage | 174,870 | 35,692 | 68,595 | 276,845 | 7,800 | 117,533 | 36,016 | 0 | |
| 18th..... | Circuit Total | 174,870 | 35,692 | 68,595 | 276,845 | 7,800 | 117,533 | 36,016 | 0 | |
| 19th..... | Lake | 269,433 | 595,129 | 1,361,417 | 307,545 | 10,280 | 53,253 | 184,943 | 83,790 | |
| 19th..... | Circuit Total | 269,433 | 595,129 | 1,361,417 | 307,545 | 10,280 | 53,253 | 184,943 | 83,790 | |
| 20th..... | Monroe | 36,583 | 1,273 | 77,869 | 12,890 | 370 | 2,768 | 0 | 0 | |
| | Perry | 7,206 | 13,226 | 27,829 | 1,770 | 220 | 31,851 | 1,816 | 0 | |
| | Randolph | 3,851 | 17,428 | 58,142 | 2 | 300 | 18,439 | 0 | 0 | |
| | St. Clair | 127,300 | 107,787 | 207,583 | 416,233 | 3,750 | 84,506 | 0 | 4,829 | |
| | Washington | 7,783 | 1,214 | 35,459 | 5,760 | 190 | 14,752 | 0 | 0 | |
| 20th..... | Circuit Total | 182,725 | 140,929 | 406,883 | 436,655 | 4,830 | 152,315 | 1,816 | 4,829 | |
| 21st..... | Iroquois | 24,226 | 3,491 | 55,811 | 12,201 | 260 | 35,918 | 8,038 | 0 | |
| | Kankakee | 70,572 | 32,801 | 177,806 | 35,602 | 7,952 | 91,115 | 20,597 | 0 | |
| 21st..... | Circuit Total | 94,798 | 36,292 | 233,616 | 47,803 | 8,212 | 127,033 | 28,635 | 0 | |
| 22nd..... | McHenry | 89,784 | 340,823 | 459,257 | 142,621 | 0 | 90,399 | 19,175 | 18,460 | |
| 22nd..... | Circuit Total | 89,784 | 340,823 | 459,257 | 142,621 | 0 | 90,399 | 19,175 | 18,460 | |
| 23rd..... | DeKalb | 46,169 | 14,551 | 300,752 | 46,788 | 1,810 | 31,179 | 0 | 1,185 | |
| | Kendall | 47,020 | 4,466 | 23,505 | 25,085 | 2,070 | 13,703 | 7,829 | 0 | |
| 23rd..... | Circuit Total | 93,190 | 19,017 | 324,256 | 71,873 | 3,880 | 44,883 | 7,829 | 1,185 | |
| | Downstate Total | 3,493,149 | 3,242,354 | 10,039,609 | 3,548,684 | 80,034 | 5,119,416 | 1,507,464 | 256,181 | |
| Cook | Cook County | 496,988 | 127,779 | 334,423 | 3,485,248 | 21,326 | 83,083 | 472 | 1,834 | |
| | State Total | 3,990,137 | 3,370,133 | 10,374,032 | 7,033,932 | 101,360 | 5,202,499 | 1,507,936 | 258,015 | |

*Includes State's Attorney Records Automation Fee.

CIRCUIT CLERK DISBURSEMENT OF FUNDS

| CIRCUIT | COUNTY | FEES OF OTHERS (CONTINUED) | | | | | | | |
|----------|---------------|-----------------------------------|-------------------------|---------------------------|--------------------|---------------------------------|--------------------|-----------------------|------------------------|
| | | PROBATION AND COURT SERVICES FUND | DISPUTE RESOLUTION FUND | MANDATORY ARBITRATION FEE | REJECTION OF AWARD | TESTING & ELECTRONIC MONITORING | COUNTY HEALTH FUND | TRAFFIC SAFETY SCHOOL | TOTAL FEES OF OTHERS * |
| 1st..... | Alexander | 18,432 | 0 | 0 | 0 | 1,313 | 0 | 3,897 | 89,334 |
| | Jackson | 66,258 | 1 | 0 | 0 | 0 | 0 | 6,450 | 342,913 |
| | Johnson | 26,886 | 0 | 0 | 0 | 0 | 0 | 17,580 | 167,967 |
| | Massac | 41,886 | 1 | 0 | 0 | 0 | 0 | 21,990 | 205,778 |
| | Pope | 11,996 | 0 | 0 | 0 | 0 | 0 | 0 | 47,279 |
| | Pulaski | 9,502 | 0 | 0 | 0 | 746 | 0 | 21,150 | 454,381 |
| | Saline | 50,298 | 0 | 0 | 0 | 271 | 0 | 0 | 279,644 |
| | Union | 51,461 | 0 | 0 | 0 | 0 | 0 | 4,050 | 158,099 |
| | Williamson | 101,476 | 1,486 | 0 | 0 | 0 | 0 | 0 | 451,347 |
| 1st..... | Circuit Total | 378,195 | 1,488 | 0 | 0 | 2,330 | 0 | 75,117 | 2,196,743 |
| 2nd..... | Crawford | 45,374 | 0 | 0 | 0 | 0 | 0 | 0 | 133,189 |
| | Edwards | 20,840 | 0 | 0 | 0 | 0 | 0 | 0 | 63,364 |
| | Franklin | 58,779 | 0 | 0 | 0 | 0 | 0 | 40 | 301,557 |
| | Gallatin | 7,201 | 0 | 0 | 0 | 0 | 0 | 0 | 38,618 |
| | Hamilton | 11,505 | 0 | 0 | 0 | 0 | 0 | 0 | 68,420 |
| | Hardin | 6,452 | 0 | 0 | 0 | 0 | 0 | 0 | 27,867 |
| | Jefferson | 41,622 | 0 | 0 | 0 | 130 | 0 | 0 | 250,744 |
| | Lawrence | 26,587 | 0 | 0 | 0 | 0 | 0 | 0 | 107,879 |
| | Richland | 53,246 | 0 | 0 | 0 | 0 | 0 | 0 | 383,858 |
| | Wabash | 19,605 | 0 | 0 | 0 | 0 | 0 | 0 | 169,026 |
| | Wayne | 51,838 | 0 | 0 | 0 | 0 | 0 | 0 | 120,227 |
| | White | 40,993 | 0 | 0 | 0 | 0 | 0 | 0 | 189,143 |
| | 2nd..... | Circuit Total | 384,042 | 0 | 0 | 0 | 130 | 0 | 40 |
| 3rd..... | Bond | 39,958 | 0 | 0 | 0 | 0 | 0 | 0 | 167,000 |
| | Madison | 209,994 | 0 | 370,754 | 0 | 0 | 0 | 0 | 1,000,909 |
| 3rd..... | Circuit Total | 249,952 | 0 | 370,754 | 0 | 0 | 0 | 0 | 1,167,909 |
| 4th..... | Christian | 85,787 | 0 | 0 | 0 | 42,951 | 0 | 0 | 290,065 |
| | Clay | 46,636 | 0 | 0 | 0 | 4,321 | 0 | 0 | 136,381 |
| | Clinton | 86,096 | 0 | 0 | 0 | 3,285 | 0 | 0 | 257,198 |
| | Effingham | 142,941 | 0 | 0 | 0 | 2,579 | 0 | 13,400 | 399,254 |
| | Fayette | 63,158 | 0 | 0 | 0 | 6,933 | 0 | 0 | 275,568 |
| | Jasper | 34,687 | 0 | 0 | 0 | 3,202 | 0 | 0 | 101,990 |
| | Marion | 89,577 | 0 | 0 | 0 | 24,718 | 0 | 0 | 265,810 |
| | Montgomery | 58,405 | 0 | 0 | 0 | 8,512 | 0 | 0 | 344,496 |
| | Shelby | 50,410 | 0 | 0 | 0 | 14,587 | 0 | 1,667 | 183,485 |
| | 4th..... | Circuit Total | 657,697 | 0 | 0 | 0 | 111,087 | 0 | 15,067 |
| 5th..... | Clark | 23,694 | 0 | 0 | 0 | 5,902 | 0 | 0 | 121,966 |
| | Coles | 200,242 | 0 | 0 | 0 | 23,139 | 0 | 9,232 | 533,682 |
| | Cumberland | 14,110 | 0 | 0 | 0 | 319 | 0 | 642 | 71,710 |
| | Edgar | 36,216 | 0 | 0 | 0 | 4,954 | 0 | 0 | 99,274 |
| | Vermilion | 81,585 | 0 | 0 | 0 | 46,831 | 0 | 0 | 551,563 |
| 5th..... | Circuit Total | 355,847 | 0 | 0 | 0 | 81,145 | 0 | 9,874 | 1,378,195 |

*Includes Substance Abuse Services Fund, Working Cash Fund, County Fund to Finance DUI Education, Arrestee's Medical Costs Fund, Records Automation Fund, Sexually Transmitted Disease Test Fund, Guardian ad Litem, State Appellate Defender, Neutral Site Custody Exchange Fund and Children's Waiting Room Fund, Mortgage Foreclosure Mediation Program Fees, Children's Advocacy Center, Court Appointed Special Advocate, Drug Court, Judicial Facility Fees, Mental Health Court, Youth Diversion Program, Public Defender Records Automation Fund, and Other.

CIRCUIT CLERK DISBURSEMENT OF FUNDS

| CIRCUIT | COUNTY | FEES OF OTHERS (CONTINUED) | | | | | | | |
|-----------|---------------|-----------------------------------|-------------------------|---------------------------|--------------------|---------------------------------|--------------------|-----------------------|------------------------|
| | | PROBATION AND COURT SERVICES FUND | DISPUTE RESOLUTION FUND | MANDATORY ARBITRATION FEE | REJECTION OF AWARD | TESTING & ELECTRONIC MONITORING | COUNTY HEALTH FUND | TRAFFIC SAFETY SCHOOL | TOTAL FEES OF OTHERS * |
| 6th..... | Champaign | 444,280 | 0 | 0 | 0 | 0 | 0 | 59,486 | 1,232,562 |
| | DeWitt | 34,759 | 0 | 0 | 0 | 2,107 | 0 | 4,250 | 136,908 |
| | Douglas | 57,469 | 0 | 0 | 0 | 0 | 0 | 3,288 | 130,234 |
| | Macon | 248,003 | 0 | 0 | 0 | 344 | 0 | 14,222 | 1,035,179 |
| | Moultrie | 40,545 | 0 | 0 | 0 | 0 | 0 | 2,592 | 149,195 |
| | Piatt | 28,528 | 0 | 0 | 0 | 1,640 | 0 | 4,749 | 105,717 |
| 6th..... | Circuit Total | 853,584 | 0 | 0 | 0 | 4,092 | 0 | 88,587 | 2,789,794 |
| 7th..... | Greene | 12,405 | 0 | 0 | 0 | 1,229 | 0 | 0 | 83,950 |
| | Jersey | 24,398 | 0 | 0 | 0 | 0 | 0 | 0 | 249,397 |
| | Macoupin | 43,250 | 0 | 0 | 0 | 2,846 | 0 | 0 | 269,001 |
| | Morgan | 43,405 | 0 | 0 | 0 | 807 | 0 | 0 | 225,528 |
| | Sangamon | 101,541 | 0 | 0 | 0 | 3,725 | 0 | 0 | 380,738 |
| | Scott | 7,247 | 0 | 0 | 0 | 149 | 0 | 0 | 41,388 |
| 7th..... | Circuit Total | 232,246 | 0 | 0 | 0 | 8,756 | 0 | 0 | 1,250,001 |
| 8th..... | Adams | 233,881 | 0 | 0 | 0 | 1,375 | 0 | 0 | 749,212 |
| | Brown | 17,714 | 0 | 0 | 0 | 3,559 | 0 | 0 | 47,811 |
| | Calhoun | 9,333 | 0 | 0 | 0 | 620 | 0 | 0 | 29,757 |
| | Cass | 29,464 | 0 | 0 | 0 | 0 | 0 | 0 | 102,428 |
| | Mason | 44,349 | 0 | 0 | 0 | 0 | 0 | 0 | 170,673 |
| | Menard | 41,342 | 0 | 0 | 0 | 0 | 0 | 0 | 102,811 |
| | Pike | 77,044 | 0 | 0 | 0 | 0 | 0 | 0 | 240,611 |
| | Schuyler | 41,845 | 0 | 0 | 0 | 4,758 | 0 | 0 | 117,809 |
| | 8th..... | Circuit Total | 494,972 | 0 | 0 | 0 | 10,313 | 0 | 0 |
| 9th..... | Fulton | 38,682 | 0 | 0 | 0 | 1,312 | 0 | 0 | 309,852 |
| | Hancock | 15,981 | 0 | 0 | 0 | 14,963 | 0 | 0 | 212,769 |
| | Henderson | 10,609 | 0 | 0 | 0 | 6,493 | 0 | 0 | 78,189 |
| | Knox | 59,572 | 0 | 0 | 0 | 13,335 | 0 | 0 | 196,643 |
| | McDonough | 66,947 | 0 | 0 | 0 | 0 | 0 | 1,240 | 326,776 |
| | Warren | 21,680 | 0 | 0 | 0 | 3,833 | 0 | 0 | 116,606 |
| 9th..... | Circuit Total | 213,470 | 0 | 0 | 0 | 39,936 | 0 | 1,240 | 1,240,835 |
| 10th..... | Marshall | 5,619 | 0 | 0 | 0 | 0 | 0 | 0 | 52,264 |
| | Peoria | 558,270 | 0 | 0 | 0 | 9,531 | 135 | 0 | 1,543,825 |
| | Putnam | 8,156 | 0 | 0 | 0 | 0 | 0 | 512 | 49,620 |
| | Stark | 12,094 | 0 | 0 | 0 | 0 | 0 | 0 | 54,813 |
| | Tazewell | 159,489 | 0 | 0 | 0 | 0 | 0 | 0 | 869,066 |
| 10th..... | Circuit Total | 743,628 | 0 | 0 | 0 | 9,531 | 135 | 512 | 2,569,589 |
| 11th..... | Ford | 64,243 | 0 | 1,768 | 0 | 9,243 | 0 | 0 | 138,842 |
| | Livingston | 81,824 | 0 | 0 | 0 | 1,620 | 0 | 0 | 235,415 |
| | Logan | 46,971 | 0 | 0 | 0 | 3,773 | 0 | 0 | 175,059 |
| | McLean | 262,015 | 0 | 27,406 | 200 | 7,027 | 0 | 141,905 | 1,589,972 |
| | Woodford | 51,216 | 0 | 0 | 0 | 2,656 | 0 | 0 | 199,710 |
| 11th..... | Circuit Total | 506,269 | 0 | 29,174 | 200 | 24,319 | 0 | 141,905 | 2,338,999 |

*Includes Substance Abuse Services Fund, Working Cash Fund, County Fund to Finance DUI Education, Arrestee's Medical Costs Fund, Records Automation Fund, Sexually Transmitted Disease Test Fund, Guardian ad litem, State Appellate Defender, Neutral Site Custody Exchange Fund and Children's Waiting Room Fund, Mortgage Foreclosure Mediation Program Fees, Children's Advocacy Center, Court Appointed Special Advocate, Drug Court, Judicial Facility Fees, Mental Health Court, Youth Diversion Program, Public Defender Records Automation Fund, and Other.

CIRCUIT CLERK DISBURSEMENT OF FUNDS

| CIRCUIT | COUNTY | FEES OF OTHERS (CONTINUED) | | | | | | | |
|-----------|-----------------|-----------------------------------|-------------------------|---------------------------|--------------------|---------------------------------|--------------------|-----------------------|------------------------|
| | | PROBATION AND COURT SERVICES FUND | DISPUTE RESOLUTION FUND | MANDATORY ARBITRATION FEE | REJECTION OF AWARD | TESTING & ELECTRONIC MONITORING | COUNTY HEALTH FUND | TRAFFIC SAFETY SCHOOL | TOTAL FEES OF OTHERS * |
| 12th..... | Will | 405,330 | 0 | 115,168 | 11,700 | 0 | 0 | 200,392 | 3,607,377 |
| 12th..... | Circuit Total | 405,330 | 0 | 115,168 | 11,700 | 0 | 0 | 200,392 | 3,607,377 |
| 13th..... | Bureau | 28,403 | 0 | 0 | 0 | 210 | 0 | 1,920 | 208,889 |
| | Grundy | 47,452 | 6,900 | 0 | 0 | 1,250 | 0 | 0 | 301,000 |
| | LaSalle | 112,973 | 0 | 0 | 0 | 1,555 | 0 | 25,430 | 304,964 |
| 13th..... | Circuit Total | 188,828 | 6,900 | 0 | 0 | 3,015 | 0 | 27,350 | 814,853 |
| 14th..... | Henry | 83,698 | 0 | 7,416 | 0 | 20,662 | 0 | 0 | 433,398 |
| | Mercer | 19,116 | 0 | 2,032 | 0 | 0 | 0 | 0 | 80,094 |
| | Rock Island | 236,318 | 0 | 23,087 | 400 | 64,600 | 0 | 0 | 939,506 |
| | Whiteside | 151,467 | 0 | 11,632 | 0 | 21,947 | 0 | 0 | 537,911 |
| 14th..... | Circuit Total | 490,599 | 0 | 44,167 | 400 | 107,209 | 0 | 0 | 1,990,909 |
| 15th..... | Carroll | 22,828 | 0 | 0 | 0 | 35 | 0 | 14,965 | 141,701 |
| | Jo Daviess | 18,414 | 0 | 0 | 0 | 0 | 0 | 19,735 | 142,856 |
| | Lee | 81,044 | 0 | 0 | 0 | 1,998 | 0 | 0 | 468,869 |
| | Ogle | 119,461 | 0 | 0 | 0 | 10,559 | 0 | 54,729 | 576,101 |
| | Stephenson | 68,095 | 0 | 0 | 0 | 4,230 | 0 | 44,575 | 496,179 |
| 15th..... | Circuit Total | 309,842 | 0 | 0 | 0 | 16,822 | 0 | 134,004 | 1,825,707 |
| 16th..... | Kane | 1,162,765 | 0 | 92,221 | 0 | 42,614 | 0 | 286,895 | 5,848,118 |
| 16th..... | Circuit Total | 1,162,765 | 0 | 92,221 | 0 | 42,614 | 0 | 286,895 | 5,848,118 |
| 17th..... | Boone | 78,860 | 0 | 7,242 | 600 | 0 | 0 | 45,287 | 346,850 |
| | Winnebago | 306,317 | 0 | 49,600 | 11,600 | 0 | 0 | 104,024 | 1,775,675 |
| 17th..... | Circuit Total | 385,178 | 0 | 56,842 | 12,200 | 0 | 0 | 149,312 | 2,122,525 |
| 18th..... | DuPage | 1,318,087 | 0 | 145,935 | 0 | 2,275 | 0 | 0 | 2,616,457 |
| 18th..... | Circuit Total | 1,318,087 | 0 | 145,935 | 0 | 2,275 | 0 | 0 | 2,616,457 |
| 19th..... | Lake | 1,295,898 | 0 | 100,508 | 16,800 | 97,404 | 0 | 403,380 | 5,423,944 |
| 19th..... | Circuit Total | 1,295,898 | 0 | 100,508 | 16,800 | 97,404 | 0 | 403,380 | 5,423,944 |
| 20th..... | Monroe | 36,054 | 0 | 0 | 0 | 0 | 0 | 0 | 173,898 |
| | Perry | 41,276 | 0 | 0 | 0 | 4,210 | 0 | 0 | 133,057 |
| | Randolph | 52,032 | 0 | 0 | 0 | 0 | 0 | 0 | 152,076 |
| | St.Clair | 218,166 | 0 | 252,555 | 3,300 | 9,042 | 0 | 0 | 1,492,524 |
| | Washington | 18,763 | 0 | 0 | 0 | 0 | 0 | 0 | 86,637 |
| 20th..... | Circuit Total | 366,290 | 0 | 252,555 | 3,300 | 13,252 | 0 | 0 | 2,038,191 |
| 21st..... | Iroquois | 20,820 | 0 | 0 | 0 | 2,430 | 0 | 0 | 174,673 |
| | Kankakee | 69,351 | 2,846 | 0 | 0 | 0 | 0 | 0 | 582,860 |
| 21st..... | Circuit Total | 90,171 | 2,846 | 0 | 0 | 2,430 | 0 | 0 | 757,532 |
| 22nd..... | McHenry | 256,552 | 0 | 48,536 | 3,600 | 41,364 | 0 | 332,429 | 2,055,854 |
| 22nd..... | Circuit Total | 256,552 | 0 | 48,536 | 3,600 | 41,364 | 0 | 332,429 | 2,055,854 |
| 23rd..... | DeKalb | 78,852 | 0 | 0 | 0 | 0 | 0 | 41,180 | 831,822 |
| | Kendall | 98,422 | 0 | 0 | 0 | 27,786 | 0 | 43,500 | 318,168 |
| 23rd..... | Circuit Total | 177,273 | 0 | 0 | 0 | 27,786 | 0 | 84,680 | 1,149,990 |
| | Downstate Total | 11,516,717 | 11,234 | 1,255,860 | 48,200 | 645,810 | 135 | 1,950,784 | 50,852,775 |
| Cook | Cook County | 420,837 | 128,892 | 0 | 0 | 0 | 114,478 | 1,052,167 | 6,685,420 |
| | State Total | 11,937,554 | 140,126 | 1,255,860 | 48,200 | 645,810 | 114,613 | 3,002,951 | 57,538,195 |

*Includes Substance Abuse Services Fund, Working Cash Fund, County Fund to Finance DUI Education, Arrestee's Medical Costs Fund, Records Automation Fund, Sexually Transmitted Disease Test Fund, Guardian ad litem, State Appellate Defender, Neutral Site Custody Exchange Fund and Children's Waiting Room Fund, Mortgage Foreclosure Mediation Program Fees, Children's Advocacy Center, Court Appointed Special Advocate, Drug Court, Judicial Facility Fees, Mental Health Court, Youth Diversion Program, Public Defender Records Automation Fund, and Other.

CIRCUIT CLERK DISBURSEMENT OF FUNDS

| CIRCUIT | COUNTY | MISCELLANEOUS DISBURSEMENTS | | | | | | |
|----------|---------------|--------------------------------|---|--|-------------------------------|--|--|---------------------------------|
| | | RESTITUTION TO CRIME VICTIM | WORK RELEASE PAID TO COUNTY BOARD | WORK RELEASE PAID TO INDIVIDUALS | EXPENSES FOR MINOR'S NEEDS | ABANDONED UNCLAIMED BAIL TO CTY. | ABANDONED UNCLAIMED PROP. TO STATE | DEPOSITS FROM JUDICIAL SALES |
| 1st..... | Alexander | 11,143 | 0 | 0 | 0 | 0 | 0 | 0 |
| | Jackson | 62,865 | 0 | 0 | 0 | 0 | 0 | 0 |
| | Johnson | 61,152 | 0 | 0 | 0 | 0 | 0 | 0 |
| | Massac | 35,955 | 1,185 | 0 | 0 | 0 | 0 | 0 |
| | Pope | 16,943 | 0 | 0 | 0 | 0 | 0 | 0 |
| | Pulaski | 825 | 0 | 0 | 0 | 0 | 15 | 0 |
| | Saline | 43,639 | 10 | 0 | 0 | 0 | 0 | 0 |
| | Union | 31,551 | 0 | 0 | 0 | 0 | 1,096 | 0 |
| | Williamson | 90,415 | 0 | 0 | 0 | 0 | 0 | 0 |
| 1st..... | Circuit Total | 354,488 | 1,195 | 0 | 0 | 0 | 1,111 | 0 |
| 2nd..... | Crawford | 31,796 | 1,536 | 0 | 0 | 0 | 867 | 0 |
| | Edwards | 18,380 | 1,751 | 0 | 0 | 0 | 495 | 0 |
| | Franklin | 28,827 | 0 | 0 | 0 | 0 | 5,416 | 0 |
| | Gallatin | 13,990 | 0 | 0 | 0 | 0 | 0 | 0 |
| | Hamilton | 35,107 | 2,660 | 0 | 0 | 0 | 0 | 0 |
| | Hardin | 1,922 | 0 | 0 | 0 | 0 | 0 | 0 |
| | Jefferson | 93,091 | 356 | 0 | 0 | 0 | 0 | 0 |
| | Lawrence | 12,497 | 0 | 0 | 0 | 0 | 0 | 0 |
| | Richland | 47,732 | 0 | 0 | 0 | 0 | 0 | 0 |
| | Wabash | 20,365 | 0 | 0 | 0 | 0 | 0 | 0 |
| | Wayne | 53,060 | 177 | 0 | 0 | 0 | 0 | 0 |
| | White | 48,172 | 1,202 | 0 | 0 | 0 | 0 | 0 |
| 2nd..... | Circuit Total | 404,940 | 7,681 | 0 | 0 | 0 | 6,778 | 0 |
| 3rd..... | Bond | 27,416 | 0 | 0 | 0 | 0 | 0 | 0 |
| | Madison | 345,252 | 0 | 0 | 0 | 0 | 231,154 | 0 |
| 3rd..... | Circuit Total | 372,667 | 0 | 0 | 0 | 0 | 231,154 | 0 |
| 4th..... | Christian | 43,883 | 0 | 0 | 0 | 0 | 0 | 0 |
| | Clay | 36,990 | 0 | 0 | 0 | 0 | 0 | 0 |
| | Clinton | 86,497 | 10,768 | 0 | 0 | 0 | 3,487 | 0 |
| | Effingham | 163,685 | 0 | 0 | 0 | 0 | 1,598 | 0 |
| | Fayette | 65,658 | 450 | 0 | 0 | 0 | 0 | 0 |
| | Jasper | 14,530 | 0 | 0 | 0 | 0 | 0 | 0 |
| | Marion | 84,915 | 0 | 0 | 0 | 0 | 0 | 0 |
| | Montgomery | 52,488 | 0 | 0 | 0 | 0 | 0 | 0 |
| | Shelby | 31,516 | 1,673 | 0 | 0 | 0 | 0 | 0 |
| 4th..... | Circuit Total | 580,162 | 12,891 | 0 | 0 | 0 | 5,086 | 0 |
| 5th..... | Clark | 14,208 | 3,458 | 0 | 0 | 0 | 15,804 | 0 |
| | Coles | 82,118 | 417 | 0 | 0 | 0 | 1,661 | 240,540 |
| | Cumberland | 37,127 | 0 | 0 | 0 | 0 | 7,379 | 0 |
| | Edgar | 29,793 | 0 | 0 | 0 | 0 | 0 | 0 |
| | Vermilion | 67,275 | 4 | 0 | 0 | 0 | 0 | 0 |
| 5th..... | Circuit Total | 230,521 | 3,879 | 0 | 0 | 0 | 24,845 | 240,540 |

CIRCUIT CLERK DISBURSEMENT OF FUNDS

| CIRCUIT | COUNTY | MISCELLANEOUS DISBURSEMENTS | | | | | | |
|-----------|---------------|--------------------------------|---|--|-------------------------------|--|--|---------------------------------|
| | | RESTITUTION TO CRIME VICTIM | WORK RELEASE PAID TO COUNTY BOARD | WORK RELEASE PAID TO INDIVIDUALS | EXPENSES FOR MINOR'S NEEDS | ABANDONED UNCLAIMED BAIL TO CTY. | ABANDONED UNCLAIMED PROP. TO STATE | DEPOSITS FROM JUDICIAL SALES |
| 6th..... | Champaign | 184,662 | 4,134 | 0 | 0 | 0 | 0 | 0 |
| | DeWitt | 18,909 | 6,165 | 0 | 0 | 0 | 0 | 0 |
| | Douglas | 49,740 | 4,770 | 0 | 0 | 0 | 359 | 0 |
| | Macon | 100,781 | 9,581 | 0 | 0 | 0 | 0 | 905,311 |
| | Moultrie | 16,532 | 1,798 | 0 | 0 | 0 | 0 | 0 |
| | Piatt | 20,862 | 1,103 | 0 | 0 | 0 | 0 | 0 |
| | Circuit Total | 391,486 | 27,551 | 0 | 0 | 0 | 359 | 905,311 |
| 7th..... | Greene | 23,456 | 0 | 0 | 0 | 0 | 0 | 0 |
| | Jersey | 33,930 | 2,680 | 0 | 0 | 0 | 0 | 0 |
| | Macoupin | 35,163 | 4,840 | 0 | 0 | 0 | 22,810 | 0 |
| | Morgan | 33,668 | 0 | 0 | 0 | 0 | 6,580 | 0 |
| | Sangamon | 194,363 | 0 | 0 | 0 | 0 | 30,779 | 0 |
| | Scott | 4,286 | 42 | 0 | 0 | 0 | 0 | 0 |
| | Circuit Total | 324,868 | 7,562 | 0 | 0 | 0 | 60,169 | 0 |
| 8th..... | Adams | 257,462 | 16,780 | 0 | 0 | 0 | 11,613 | 0 |
| | Brown | 15,035 | 411 | 0 | 0 | 0 | 0 | 0 |
| | Calhoun | 20,436 | 2,266 | 0 | 0 | 0 | 0 | 0 |
| | Cass | 21,346 | 0 | 0 | 0 | 0 | 0 | 0 |
| | Mason | 27,170 | 650 | 0 | 635 | 0 | 0 | 0 |
| | Menard | 18,381 | 0 | 0 | 0 | 0 | 0 | 0 |
| | Pike | 104,348 | 1,823 | 0 | 0 | 0 | 2,022 | 0 |
| | Schuyler | 16,654 | 1,953 | 0 | 0 | 0 | 0 | 0 |
| | Circuit Total | 480,832 | 23,882 | 0 | 635 | 0 | 13,635 | 0 |
| 9th..... | Fulton | 49,939 | 1,708 | 0 | 0 | 0 | 0 | 0 |
| | Hancock | 23,700 | 420 | 0 | 199 | 0 | 0 | 0 |
| | Henderson | 34,188 | 4,525 | 0 | 0 | 0 | 3,963 | 0 |
| | Knox | 51,183 | 140 | 0 | 0 | 0 | 34,657 | 0 |
| | McDonough | 69,275 | 41 | 0 | 0 | 0 | 0 | 0 |
| | Warren | 23,506 | 0 | 0 | 0 | 0 | 3,645 | 0 |
| | Circuit Total | 251,791 | 6,834 | 0 | 199 | 0 | 42,265 | 0 |
| 10th..... | Marshall | 12,718 | 0 | 0 | 0 | 0 | 0 | 0 |
| | Peoria | 169,322 | 0 | 0 | 0 | 0 | 12,123 | 0 |
| | Putnam | 3,340 | 0 | 0 | 0 | 0 | 0 | 0 |
| | Stark | 5,555 | 6,540 | 0 | 0 | 0 | 323 | 0 |
| | Tazewell | 55,921 | 8,108 | 0 | 0 | 0 | 0 | 0 |
| | Circuit Total | 246,857 | 14,648 | 0 | 0 | 0 | 12,446 | 0 |
| 11th..... | Ford | 34,614 | 0 | 0 | 0 | 0 | 0 | 0 |
| | Livingston | 88,371 | 9,741 | 0 | 0 | 0 | 0 | 0 |
| | Logan | 33,469 | 1,125 | 0 | 0 | 0 | 2,999 | 69,801 |
| | McLean | 721,307 | 0 | 0 | 0 | 0 | 9,524 | 1,259,376 |
| | Woodford | 64,809 | 0 | 0 | 0 | 0 | 4,997 | 0 |
| | Circuit Total | 942,569 | 10,866 | 0 | 0 | 0 | 17,521 | 1,329,177 |

CIRCUIT CLERK DISBURSEMENT OF FUNDS

| CIRCUIT | COUNTY | MISCELLANEOUS DISBURSEMENTS | | | | | | |
|-----------|-----------------|--------------------------------|---|--|-------------------------------|--|--|---------------------------------|
| | | RESTITUTION TO CRIME VICTIM | WORK RELEASE PAID TO COUNTY BOARD | WORK RELEASE PAID TO INDIVIDUALS | EXPENSES FOR MINOR'S NEEDS | ABANDONED UNCLAIMED BAIL TO CTY. | ABANDONED UNCLAIMED PROP. TO STATE | DEPOSITS FROM JUDICIAL SALES |
| 12th..... | Will | 699,005 | 0 | 0 | 0 | 0 | 147,596 | 0 |
| 12th..... | Circuit Total | 699,005 | 0 | 0 | 0 | 0 | 147,596 | 0 |
| 13th..... | Bureau | 42,408 | 0 | 0 | 0 | 0 | 2,282 | 0 |
| | Grundy | 58,703 | 21,701 | 0 | 0 | 0 | 0 | 0 |
| | LaSalle | 171,082 | 16,448 | 0 | 0 | 0 | 8,598 | 303,202 |
| 13th..... | Circuit Total | 272,193 | 38,148 | 0 | 0 | 0 | 10,880 | 303,202 |
| 14th..... | Henry | 45,659 | 13,973 | 0 | 0 | 0 | 0 | 0 |
| | Mercer | 35,000 | 2,860 | 0 | 14,053 | 0 | 0 | 0 |
| | Rock Island | 132,882 | 11,415 | 0 | 11,572 | 0 | 220 | 0 |
| | Whiteside | 89,852 | 2,840 | 0 | 21,170 | 0 | 0 | 0 |
| 14th..... | Circuit Total | 303,394 | 31,089 | 0 | 46,794 | 0 | 220 | 0 |
| 15th..... | Carroll | 24,819 | 185 | 0 | 121 | 0 | 93 | 0 |
| | Jo Daviess | 24,269 | 6,555 | 3,407 | 0 | 0 | 1,316 | 0 |
| | Lee | 84,978 | 0 | 0 | 1,790 | 0 | 0 | 0 |
| | Ogle | 79,230 | 8,106 | 0 | 0 | 0 | 6,112 | 0 |
| | Stephenson | 135,844 | 18,685 | 0 | 0 | 0 | 7,892 | 0 |
| 15th..... | Circuit Total | 349,140 | 33,531 | 3,407 | 1,911 | 0 | 15,414 | 0 |
| 16th..... | Kane | 822,440 | 11,847 | 0 | 0 | 0 | 91,615 | 0 |
| 16th..... | Circuit Total | 822,440 | 11,847 | 0 | 0 | 0 | 91,615 | 0 |
| 17th..... | Boone | 73,199 | 0 | 0 | 0 | 0 | 3,793 | 0 |
| | Winnebago | 304,262 | 10,979 | 0 | 0 | 0 | 0 | 53,220 |
| 17th..... | Circuit Total | 377,460 | 10,979 | 0 | 0 | 0 | 3,793 | 53,220 |
| 18th..... | DuPage | 1,112,897 | 133,571 | 0 | 0 | 0 | 0 | 0 |
| 18th..... | Circuit Total | 1,112,897 | 133,571 | 0 | 0 | 0 | 0 | 0 |
| 19th..... | Lake | 774,017 | 1,815 | 0 | 368 | 0 | 99,523 | 0 |
| 19th..... | Circuit Total | 774,017 | 1,815 | 0 | 368 | 0 | 99,523 | 0 |
| 20th..... | Monroe | 46,330 | 0 | 0 | 0 | 0 | 2,384 | 0 |
| | Perry | 28,052 | 0 | 0 | 0 | 0 | 0 | 0 |
| | Randolph | 68,858 | 0 | 0 | 0 | 0 | 1,395 | 0 |
| | St. Clair | 71,777 | 0 | 0 | 0 | 0 | 7,023 | 0 |
| | Washington | 36,753 | 1 | 0 | 0 | 0 | 0 | 0 |
| 20th..... | Circuit Total | 251,770 | 1 | 0 | 0 | 0 | 10,802 | 0 |
| 21st..... | Iroquois | 71,679 | 0 | 0 | 0 | 0 | 1,340 | 0 |
| | Kankakee | 26,493 | 4,945 | 0 | 0 | 0 | 0 | 0 |
| 21st..... | Circuit Total | 98,172 | 4,945 | 0 | 0 | 0 | 1,340 | 0 |
| 22nd..... | McHenry | 558,889 | 4,138 | 0 | 0 | 0 | 128,209 | 24,998 |
| 22nd..... | Circuit Total | 558,889 | 4,138 | 0 | 0 | 0 | 128,209 | 24,998 |
| 23rd..... | DeKalb | 106,477 | 0 | 0 | 0 | 0 | 20,023 | 0 |
| | Kendall | 144,028 | 19,389 | 1,500 | 0 | 0 | 37,867 | 0 |
| 23rd..... | Circuit Total | 250,504 | 19,389 | 1,500 | 0 | 0 | 57,890 | 0 |
| | Downstate Total | 10,451,061 | 406,441 | 4,907 | 49,907 | 0 | 982,647 | 2,856,448 |
| Cook | Cook County | 108,817 | 0 | 0 | 0 | 3,887,907 | 493,698 | 3,046,780 |
| | State Total | 10,559,878 | 406,441 | 4,907 | 49,907 | 3,887,907 | 1,476,345 | 5,903,228 |

CIRCUIT CLERK DISBURSEMENT OF FUNDS

| CIRCUIT | COUNTY | MISCELLANEOUS DISBURSEMENTS (CONTINUED) | | | | | | |
|----------|---------------|---|--------------------------------|--------------|---------------|---------------------|-----------------------------------|---------------------------------|
| | | DEPOSITS ALL OTHER CATEGORIES | REIM. LOCAL ANTI-CRIME PROGRAM | BAIL REFUNDS | OTHER REFUNDS | OTHER DISBURSEMENTS | TOTAL MISCELLANEOUS DISBURSEMENTS | GRAND TOTAL ALL FUNDS DISBURSED |
| 1st..... | Alexander | 0 | 0 | 40,226 | 3,861 | 17,410 | 72,640 | 1,151,793 |
| | Jackson | 0 | 507 | 95,147 | 694 | 56,771 | 215,984 | 5,237,364 |
| | Johnson | 0 | 0 | 51,341 | 1,684 | 14,872 | 129,049 | 1,717,576 |
| | Massac | 0 | 18 | 56,773 | 1,306 | 24,480 | 119,716 | 2,473,409 |
| | Pope | 0 | 0 | 9,999 | 1 | 3,468 | 30,411 | 389,206 |
| | Pulaski | 0 | 11,605 | 44,812 | 1,426 | 70,979 | 129,662 | 3,952,742 |
| | Saline | 0 | 4,038 | 15,358 | 20 | 30,464 | 93,528 | 3,517,688 |
| | Union | 0 | 743 | 34,503 | 41 | 12,695 | 80,629 | 1,738,788 |
| | Williamson | 0 | 8,159 | 177,851 | 729 | 130,033 | 407,187 | 10,250,886 |
| | 1st..... | Circuit Total | 0 | 25,070 | 526,010 | 9,761 | 361,172 | 1,278,805 |
| 2nd..... | Crawford | 0 | 1,637 | 32,495 | 858 | 31,858 | 101,046 | 2,817,475 |
| | Edwards | 0 | 4,229 | 11,548 | 91 | 4,535 | 41,029 | 881,713 |
| | Franklin | 22,455 | 0 | 26,124 | 0 | 9,690 | 92,512 | 4,697,159 |
| | Gallatin | 0 | 11,191 | 5,267 | 30 | 2,102 | 32,580 | 681,609 |
| | Hamilton | 0 | 965 | 11,058 | 0 | 4,488 | 54,278 | 1,124,974 |
| | Hardin | 0 | 5,000 | 7,609 | 0 | 9,151 | 23,681 | 319,770 |
| | Jefferson | 0 | 644 | 103,681 | 71 | 46,093 | 243,937 | 5,418,607 |
| | Lawrence | 0 | 0 | 47,995 | 45 | 5,897 | 66,434 | 1,858,748 |
| | Richland | 0 | 7,201 | 78,694 | 803 | 6,676 | 141,105 | 2,628,658 |
| | Wabash | 0 | 11,302 | 28,142 | 839 | 6,691 | 67,340 | 1,879,470 |
| | Wayne | 0 | 59,059 | 81,883 | 39 | 8,433 | 202,652 | 1,908,266 |
| | White | 0 | 35,442 | 16,164 | 595 | 12,432 | 114,006 | 2,110,224 |
| | 2nd..... | Circuit Total | 22,455 | 136,669 | 450,660 | 3,371 | 148,045 | 1,180,599 |
| 3rd..... | Bond | 2,655 | 0 | 48,001 | 500 | 13,290 | 91,862 | 2,141,690 |
| | Madison | 248,044 | 0 | 1,442,079 | 0 | 301,097 | 2,567,625 | 31,490,790 |
| 3rd..... | Circuit Total | 250,699 | 0 | 1,490,081 | 500 | 314,387 | 2,659,488 | 33,632,479 |
| 4th..... | Christian | 0 | 4,508 | 90,684 | 824 | 27,768 | 167,667 | 4,348,718 |
| | Clay | 0 | 1,021 | 21,238 | 84 | 4,184 | 63,517 | 1,943,180 |
| | Clinton | 0 | 693 | 49,307 | 489 | 21,699 | 172,939 | 3,405,491 |
| | Effingham | 0 | 5,308 | 145,035 | 160 | 25,140 | 340,925 | 4,580,868 |
| | Fayette | 0 | 7,272 | 79,026 | 91 | 19,246 | 171,743 | 2,868,461 |
| | Jasper | 0 | 0 | 19,691 | 104 | 3,469 | 37,794 | 956,401 |
| | Marion | 0 | 50 | 151,498 | 1,243 | 50,516 | 288,222 | 5,804,850 |
| | Montgomery | 0 | 14,574 | 49,142 | 975 | 36,978 | 154,156 | 3,559,678 |
| | Shelby | 210 | 5,373 | 212,711 | 1,501 | 13,893 | 266,877 | 2,900,844 |
| | 4th..... | Circuit Total | 210 | 38,798 | 818,331 | 5,469 | 202,893 | 1,663,839 |
| 5th..... | Clark | 0 | 0 | 35,171 | 464 | 20,837 | 89,941 | 1,955,853 |
| | Coles | 0 | 556 | 70,243 | 1,194 | 147,442 | 544,171 | 6,535,957 |
| | Cumberland | 0 | 0 | 21,428 | 0 | 18,234 | 84,168 | 1,300,234 |
| | Edgar | 0 | 0 | 30,529 | 2 | 25,522 | 85,847 | 2,497,501 |
| | Vermilion | 0 | 662 | 564,444 | 0 | 15,496 | 647,881 | 11,351,801 |
| | 5th..... | Circuit Total | 0 | 1,218 | 721,814 | 1,660 | 227,531 | 1,452,008 |

CIRCUIT CLERK DISBURSEMENT OF FUNDS

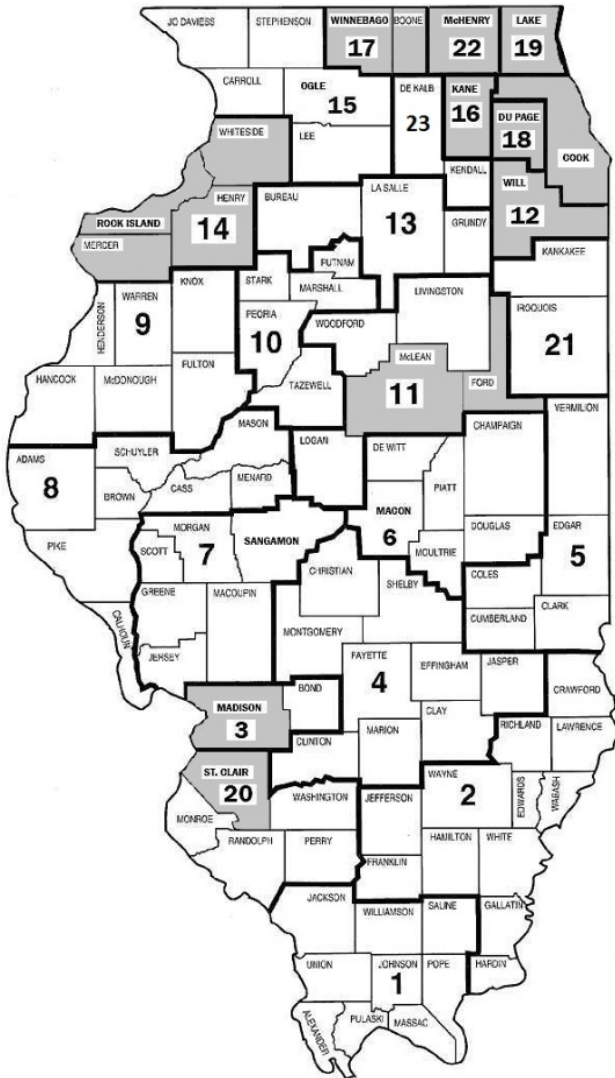
| CIRCUIT | COUNTY | MISCELLANEOUS DISBURSEMENTS (CONTINUED) | | | | | | |
|---------------|---------------|---|--------------------------------|--------------|---------------|---------------------|-----------------------------------|---------------------------------|
| | | DEPOSITS ALL OTHER CATEGORIES | REIM. LOCAL ANTI-CRIME PROGRAM | BAIL REFUNDS | OTHER REFUNDS | OTHER DISBURSEMENTS | TOTAL MISCELLANEOUS DISBURSEMENTS | GRAND TOTAL ALL FUNDS DISBURSED |
| 6th..... | Champaign | 0 | 8,501 | 6,042,152 | 0 | 346,256 | 6,585,704 | 10,978,552 |
| | DeWitt | 0 | 5,192 | 37,469 | 954 | 19,317 | 88,006 | 2,337,803 |
| | Douglas | 6,332 | 388 | 38,843 | 0 | 21,947 | 122,379 | 2,907,623 |
| | Macon | 0 | 10,433 | 813,696 | 1,862 | 253,288 | 2,094,952 | 19,381,854 |
| | Moultrie | 1,300 | 0 | 37,134 | 794 | 19,117 | 76,675 | 2,365,498 |
| | Piatt | 0 | 0 | 43,937 | 714 | 10,462 | 77,079 | 1,768,472 |
| | Circuit Total | 7,632 | 24,514 | 7,013,231 | 4,325 | 670,387 | 9,044,795 | 39,739,802 |
| 7th..... | Greene | 805 | 0 | 31,241 | 70 | 82,489 | 138,061 | 1,781,824 |
| | Jersey | 0 | 0 | 68,487 | 960 | 64,237 | 170,295 | 2,657,623 |
| | Macoupin | 0 | 3,878 | 38,987 | 728 | 56,949 | 163,357 | 4,983,053 |
| | Morgan | 0 | 5,639 | 37,068 | 0 | 42,727 | 125,682 | 4,713,743 |
| | Sangamon | 325,391 | 4,755 | 1,098,113 | 16,818 | 105,263 | 1,775,482 | 30,323,640 |
| | Scott | 0 | 475 | 29,494 | 538 | 4,353 | 39,188 | 602,019 |
| | Circuit Total | 326,196 | 14,748 | 1,303,391 | 19,115 | 356,019 | 2,412,066 | 45,061,903 |
| 8th..... | Adams | 0 | 4,880 | 851,872 | 0 | 95,271 | 1,237,879 | 11,334,359 |
| | Brown | 0 | 0 | 8,272 | 0 | 7,048 | 30,766 | 826,965 |
| | Calhoun | 0 | 170 | 5,399 | 112 | 7,520 | 35,902 | 500,551 |
| | Cass | 0 | 0 | 18,000 | 29 | 2,693 | 42,068 | 1,818,131 |
| | Mason | 0 | 1,387 | 21,917 | 186 | 17,840 | 69,784 | 1,884,155 |
| | Menard | 0 | 1,350 | 17,093 | 231 | 3,672 | 40,728 | 1,578,297 |
| | Pike | 0 | 5,171 | 22,843 | 2,018 | 16,545 | 154,770 | 2,975,887 |
| | Schuyler | 0 | 0 | 6,330 | 83 | 76,154 | 101,173 | 1,470,755 |
| | Circuit Total | 0 | 12,958 | 951,725 | 2,658 | 226,743 | 1,713,069 | 22,389,101 |
| | 9th..... | Fulton | 0 | 0 | 63,291 | 12,626 | 503 | 128,066 |
| Hancock | | 0 | 0 | 25,866 | 0 | 4,728 | 54,913 | 2,401,527 |
| Henderson | | 0 | 0 | 28,034 | 0 | 29,535 | 100,244 | 1,275,945 |
| Knox | | 64,743 | 0 | 300,472 | 17,781 | 56,884 | 525,860 | 8,844,299 |
| McDonough | | 0 | 658 | 38,098 | 0 | 36,307 | 144,379 | 4,470,087 |
| Warren | | 0 | 29 | 29,191 | 1,393 | 7,943 | 65,708 | 2,680,870 |
| Circuit Total | | 64,743 | 687 | 484,952 | 31,800 | 135,901 | 1,019,171 | 25,511,844 |
| 10th..... | Marshall | 85,401 | 0 | 32,288 | 0 | 5,520 | 135,926 | 1,559,951 |
| | Peoria | 676 | 6,772 | 698,936 | 61,081 | 548,464 | 1,497,375 | 26,841,061 |
| | Putnam | 0 | 150 | 5,158 | 257 | 3,263 | 12,168 | 663,389 |
| | Stark | 0 | 0 | 18,215 | 12 | 5,996 | 36,641 | 877,907 |
| | Tazewell | 0 | 0 | 174,732 | 4,873 | 87,024 | 330,658 | 19,156,720 |
| | Circuit Total | 86,077 | 6,922 | 929,328 | 66,224 | 650,266 | 2,012,769 | 49,099,029 |
| 11th..... | Ford | 0 | 1,982 | 40,877 | 691 | 8,322 | 86,485 | 1,661,194 |
| | Livingston | 0 | 0 | 41,129 | 1,347 | 94,617 | 235,204 | 5,933,468 |
| | Logan | 0 | 5,452 | 44,888 | 0 | 113,425 | 271,159 | 3,815,368 |
| | McLean | 35,651 | 24,221 | 357,255 | 74,570 | 219,677 | 2,701,581 | 25,634,051 |
| | Woodford | 0 | 0 | 169,690 | 372 | 41,975 | 281,843 | 5,048,869 |
| | Circuit Total | 35,651 | 31,655 | 653,839 | 76,980 | 478,016 | 3,576,273 | 42,092,951 |

CIRCUIT CLERK DISBURSEMENT OF FUNDS

| CIRCUIT | COUNTY | MISCELLANEOUS DISBURSEMENTS (CONTINUED) | | | | | | |
|-----------|-----------------|---|--------------------------------|--------------|---------------|---------------------|-----------------------------------|---------------------------------|
| | | DEPOSITS ALL OTHER CATEGORIES | REIM. LOCAL ANTI-CRIME PROGRAM | BAIL REFUNDS | OTHER REFUNDS | OTHER DISBURSEMENTS | TOTAL MISCELLANEOUS DISBURSEMENTS | GRAND TOTAL ALL FUNDS DISBURSED |
| 12th..... | Will | 0 | 5,830 | 2,512,058 | 1,497,948 | 712,538 | 5,574,975 | 101,126,506 |
| 12th..... | Circuit Total | 0 | 5,830 | 2,512,058 | 1,497,948 | 712,538 | 5,574,975 | 101,126,506 |
| 13th..... | Bureau | 0 | 3,063 | 146,762 | 969 | 48,383 | 243,867 | 4,981,878 |
| | Grundy | 553 | 8,025 | 130,103 | 355 | 41,242 | 260,682 | 8,226,474 |
| | LaSalle | 0 | 0 | 1,366,178 | 0 | 185,538 | 2,051,046 | 18,717,487 |
| 13th..... | Circuit Total | 553 | 11,088 | 1,643,043 | 1,324 | 275,163 | 2,555,594 | 31,925,840 |
| 14th..... | Henry | 0 | 513 | 131,350 | 0 | 22,130 | 213,625 | 7,391,449 |
| | Mercer | 0 | 39,468 | 14,828 | 626 | 8,939 | 115,773 | 2,014,626 |
| | Rock Island | 0 | 4,136 | 0 | 0 | 174,484 | 334,709 | 42,529,101 |
| | Whiteside | 0 | 12,550 | 104,558 | 387 | 26,932 | 258,288 | 9,614,322 |
| 14th..... | Circuit Total | 0 | 56,667 | 250,736 | 1,013 | 232,484 | 922,396 | 61,549,498 |
| 15th..... | Carroll | 0 | 1,928 | 18,150 | 1,065 | 9,859 | 56,220 | 1,527,818 |
| | Jo Daviess | 0 | 650 | 25,617 | 299 | 14,501 | 76,613 | 1,596,954 |
| | Lee | 0 | 15,884 | 125,521 | 56,711 | 63,729 | 348,613 | 5,361,179 |
| | Ogle | 0 | 6,555 | 657,021 | 2,864 | 1,050 | 760,938 | 7,547,492 |
| | Stephenson | 0 | 7,253 | 144,485 | 2,367 | 47,337 | 363,862 | 5,956,064 |
| 15th..... | Circuit Total | 0 | 32,271 | 970,792 | 63,306 | 136,475 | 1,606,247 | 21,989,507 |
| 16th..... | Kane | 0 | 152,086 | 2,740,674 | 0 | 779,253 | 4,597,915 | 65,630,642 |
| 16th..... | Circuit Total | 0 | 152,086 | 2,740,674 | 0 | 779,253 | 4,597,915 | 65,630,642 |
| 17th..... | Boone | 0 | 44,185 | 336,840 | 205 | 54,648 | 512,869 | 7,479,996 |
| | Winnebago | 0 | 168 | 1,854,010 | 21,990 | 395,462 | 2,640,091 | 38,609,469 |
| 17th..... | Circuit Total | 0 | 44,353 | 2,190,850 | 22,195 | 450,110 | 3,152,960 | 46,089,465 |
| 18th..... | DuPage | 0 | 154,174 | 1,976,463 | 431,688 | 416,391 | 4,225,184 | 105,418,335 |
| 18th..... | Circuit Total | 0 | 154,174 | 1,976,463 | 431,688 | 416,391 | 4,225,184 | 105,418,335 |
| 19th..... | Lake | 0 | 22,879 | 3,622,099 | 93,944 | 580,106 | 5,194,751 | 70,508,022 |
| 19th..... | Circuit Total | 0 | 22,879 | 3,622,099 | 93,944 | 580,106 | 5,194,751 | 70,508,022 |
| 20th..... | Monroe | 0 | 0 | 111,432 | 308 | 20,867 | 181,321 | 4,017,672 |
| | Perry | 0 | 9,109 | 46,408 | 0 | 30,902 | 114,470 | 3,109,138 |
| | Randolph | 0 | 0 | 108,830 | 2,611 | 140 | 181,834 | 4,772,220 |
| | St. Clair | 13,612 | 0 | 957,188 | 9,726 | 306,292 | 1,365,618 | 34,481,046 |
| | Washington | 0 | 0 | 36,457 | 0 | 28,451 | 101,662 | 1,596,111 |
| 20th..... | Circuit Total | 13,612 | 9,109 | 1,260,316 | 12,646 | 386,651 | 1,944,906 | 47,976,188 |
| 21st..... | Iroquois | 0 | 0 | 47,481 | 0 | 72,744 | 193,244 | 2,695,566 |
| | Kankakee | 0 | 1,277 | 571,185 | 0 | 226,086 | 829,986 | 13,835,062 |
| 21st..... | Circuit Total | 0 | 1,277 | 618,666 | 0 | 298,830 | 1,023,230 | 16,530,628 |
| 22nd..... | McHenry | 117,471 | 49,575 | 1,054,985 | 54,044 | 233,903 | 2,226,211 | 40,612,040 |
| 22nd..... | Circuit Total | 117,471 | 49,575 | 1,054,985 | 54,044 | 233,903 | 2,226,211 | 40,612,040 |
| 23rd..... | DeKalb | 0 | 675 | 214,746 | 0 | 163,298 | 505,220 | 12,586,997 |
| | Kendall | 0 | 0 | 250 | 550 | 5,110 | 208,694 | 16,723,992 |
| 23rd..... | Circuit Total | 0 | 675 | 214,996 | 550 | 168,408 | 713,913 | 29,310,990 |
| | Downstate Total | 925,300 | 833,223 | 34,399,038 | 2,400,520 | 8,441,674 | 61,751,166 | 1,006,960,731 |
| Cook | Cook County | 9,769,590 | 0 | 17,817,127 | 0 | 0 | 35,123,919 | 393,433,208 |
| | State Total | 10,694,890 | 833,223 | 52,216,165 | 2,400,520 | 8,441,674 | 96,875,085 | 1,400,393,939 |

MANDATORY ARBITRATION

MANDATORY ARBITRATION PROGRAM STATISTICS



In Illinois, court-annexed arbitration is a mandatory, non-binding, non-court procedure designed to resolve civil disputes by utilizing a neutral third party, called an arbitration panel. Mandatory arbitration applies rules of evidence and procedure which are less formal than those followed in trial courts and usually leads to more timely and less expensive resolution of disputes. An arbitration panel can recommend, but not impose, a decision. In the exercise of its general administrative and supervisory authority over Illinois courts, Supreme Court rules prescribe actions which are subject to mandatory arbitration. The rules address a range of operational procedures including: appointment, qualifications, and compensation of arbitrators; scheduling of hearings; discovery process; conduct of hearings; absence of a party; award and judgment on an award; rejection of an award; and form of oath, award and notice of award. In the sixteen jurisdictions approved by the Supreme Court to operate such programs, all civil cases filed in which the amount of monetary damages being sought falls within the program's jurisdictional limit, are subject to the arbitration process. These modest sized claims are amenable to closer management and quicker resolution by using a less formal alternative process than a typical trial court proceeding.

Explanations for data listed in the charts on pages 124 - 132:

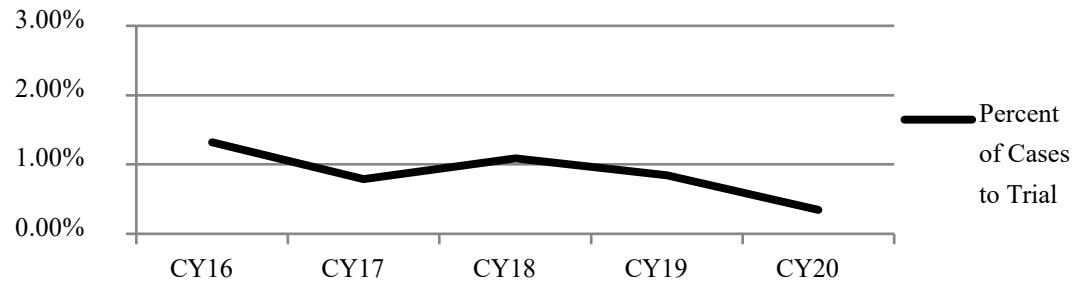
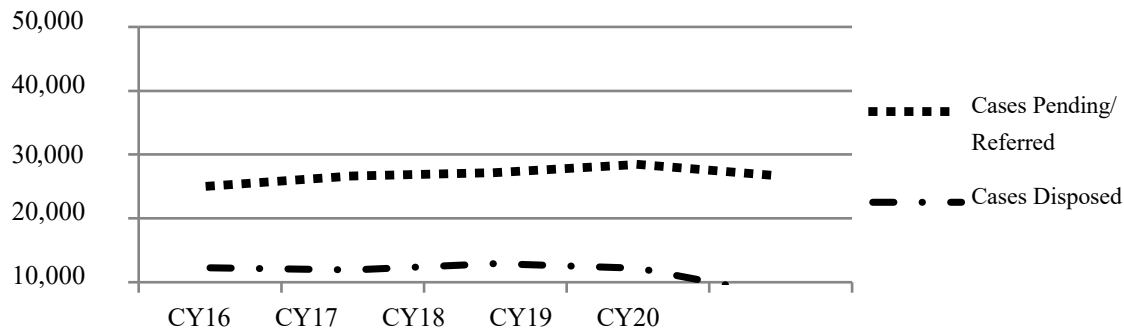
- ❖ Cases Pending/Referred to Arbitration
 - number of cases filed and pending in arbitration program as of a certain date.
- ❖ Pre-Hearing Dispositions
 - number of cases disposed prior to an arbitration hearing.
- ❖ Arbitration Hearings
 - number of cases that had an arbitration hearing.
- ❖ Awards Accepted
 - number of arbitration awards that were accepted by a party.
- ❖ Post-Hearing Dispositions
 - number of cases disposed after an arbitration hearing.
- ❖ Awards Rejected
 - number of arbitration awards rejected by a party.
- ❖ Post-Rejection Dispositions
 - number of cases disposed after an award was rejected by a party.
- ❖ Arbitration Cases Proceeding to Trial
 - number of cases that went to trial after an award was rejected.

MANDATORY ARBITRATION

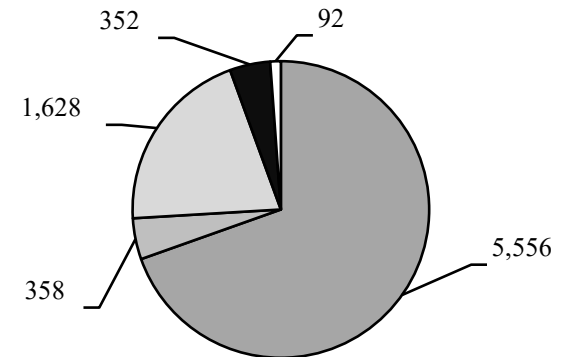
CY2020 Statewide Caseload

| | |
|---------------------------------------|--------|
| Cases Pending/Referred to Arbitration | 26,671 |
| Pre-Hearing Dispositions | 5,556 |
| Arbitration Hearings | 2,546 |
| Awards Accepted | 352 |

| | |
|---------------------------------------|-------|
| Post-Hearing Dispositions | 358 |
| Awards Rejected | 1,543 |
| Post-Rejection Dispositions | 1,628 |
| Arbitration Cases Proceeding to Trial | 92 |



CY2020 Case Dispositions



- Pre-Hearing Dispositions (70%)
- Post-Hearing Dispositions (4%)
- Post-Rejection Dispositions (20%)
- Awards Accepted (4%)
- Trial (1%)

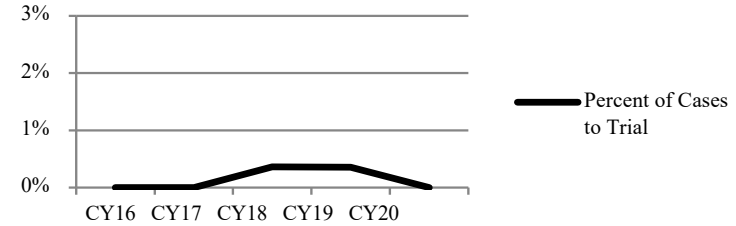

Note: CY = Calendar Year

MANDATORY ARBITRATION

CY2020 Circuit Caseload

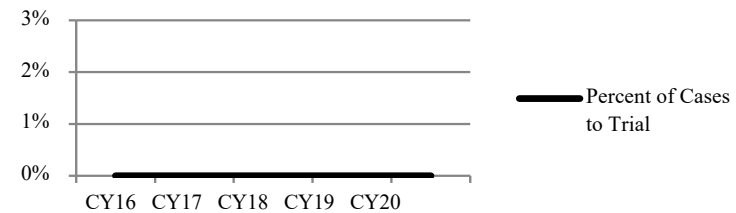
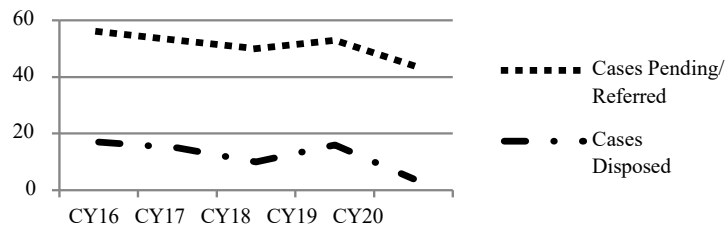
Third Judicial Circuit - Madison County

| | | | |
|---------------------------------------|-----|---------------------------------------|----|
| Cases Pending/Referred to Arbitration | 758 | Post-Hearing Dispositions | 17 |
| Pre-Hearing Dispositions | 357 | Awards Rejected | 15 |
| Arbitration Hearings | 33 | Post-Rejection Dispositions | 20 |
| Awards Accepted | 4 | Arbitration Cases Proceeding to Trial | 0 |



Eleventh Judicial Circuit - Ford County

| | | | |
|---------------------------------------|----|---------------------------------------|---|
| Cases Pending/Referred to Arbitration | 44 | Post-Hearing Dispositions | 0 |
| Pre-Hearing Dispositions | 4 | Awards Rejected | 0 |
| Arbitration Hearings | 0 | Post-Rejection Dispositions | 0 |
| Awards Accepted | 0 | Arbitration Cases Proceeding to Trial | 0 |

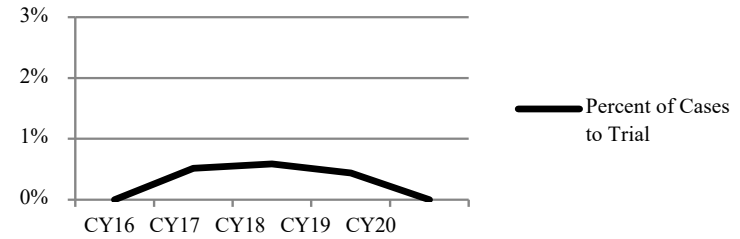
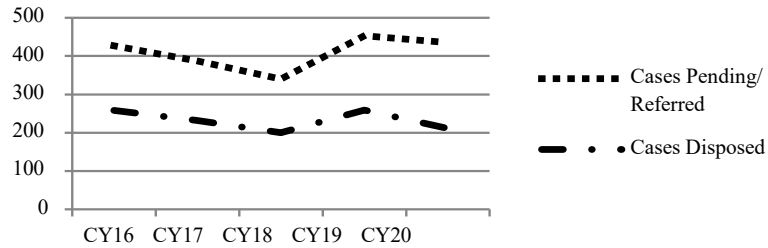


Note: CY = Calendar Year

MANDATORY ARBITRATION

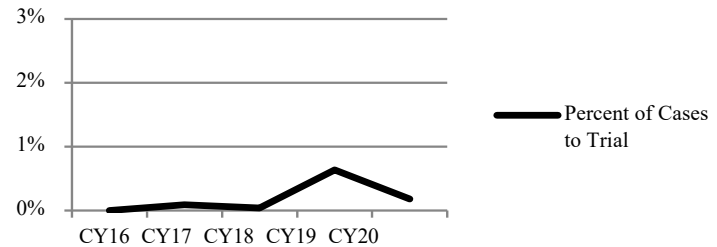
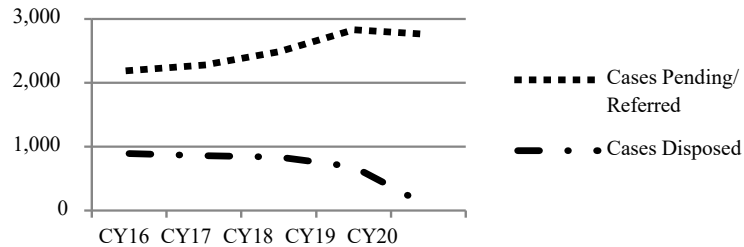
Eleventh Judicial Circuit - McLean County

| | | | |
|---------------------------------------|-----|---------------------------------------|---|
| Cases Pending/Referred to Arbitration | 435 | Post-Hearing Dispositions | 6 |
| Pre-Hearing Dispositions | 204 | Awards Rejected | 0 |
| Arbitration Hearings | 4 | Post-Rejection Dispositions | 0 |
| Awards Accepted | 1 | Arbitration Cases Proceeding to Trial | 0 |



Twelfth Judicial Circuit - Will County

| | | | |
|---------------------------------------|-------|---------------------------------------|----|
| Cases Pending/Referred to Arbitration | 2,761 | Post-Hearing Dispositions | 14 |
| Pre-Hearing Dispositions | 17 | Awards Rejected | 20 |
| Arbitration Hearings | 31 | Post-Rejection Dispositions | 25 |
| Awards Accepted | 7 | Arbitration Cases Proceeding to Trial | 5 |

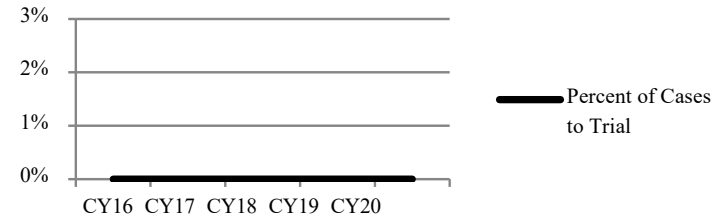
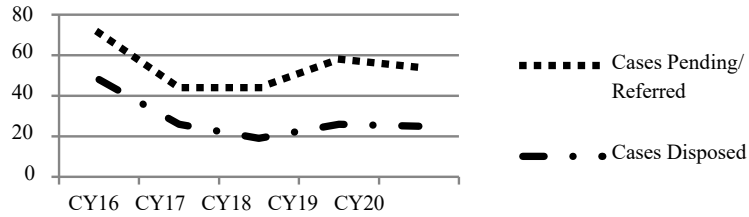


Note: CY = Calendar Year

MANDATORY ARBITRATION


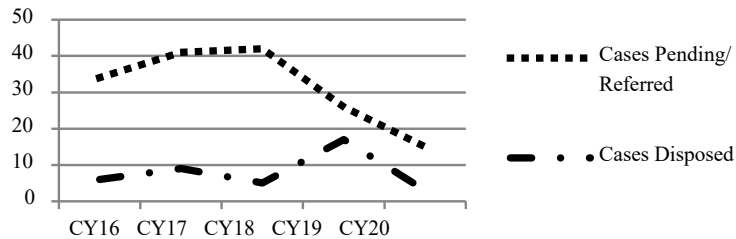
Fourteenth Judicial Circuit - Henry County

| | | | |
|---------------------------------------|----|---------------------------------------|---|
| Cases Pending/Referred to Arbitration | 54 | Post-Hearing Dispositions | 0 |
| Pre-Hearing Dispositions | 22 | Awards Rejected | 0 |
| Arbitration Hearings | 3 | Post-Rejection Dispositions | 0 |
| Awards Accepted | 0 | Arbitration Cases Proceeding to Trial | 0 |



Fourteenth Judicial Circuit - Mercer County

| | | | |
|---------------------------------------|----|---------------------------------------|---|
| Cases Pending/Referred to Arbitration | 15 | Post-Hearing Dispositions | 0 |
| Pre-Hearing Dispositions | 3 | Awards Rejected | 0 |
| Arbitration Hearings | 0 | Post-Rejection Dispositions | 0 |
| Awards Accepted | 0 | Arbitration Cases Proceeding to Trial | 0 |

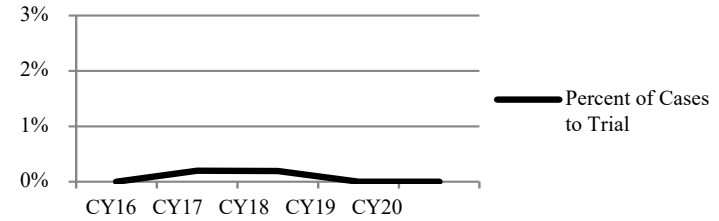
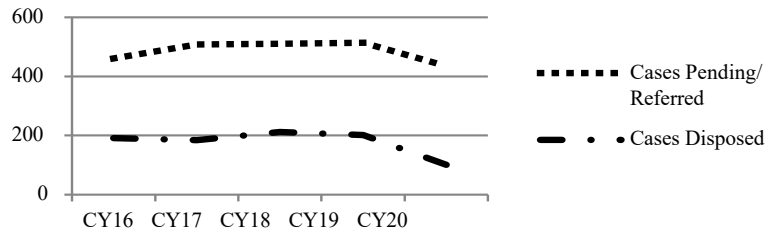


Note: CY = Calendar Year

MANDATORY ARBITRATION

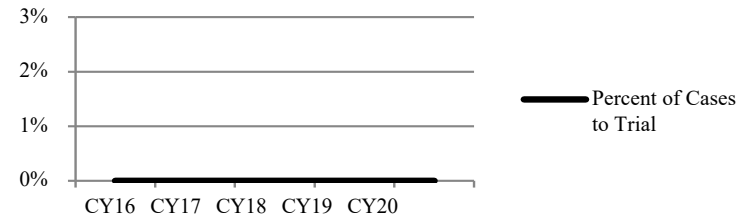
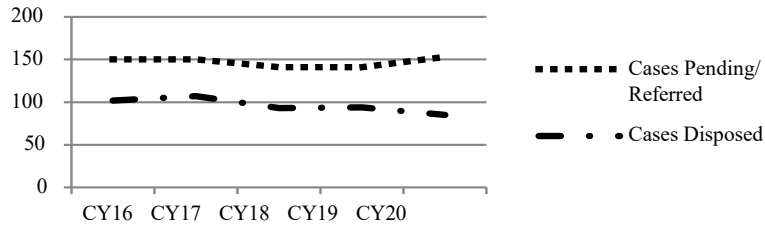
Fourteenth Judicial Circuit - Rock Island County

| | | | |
|---------------------------------------|-----|---------------------------------------|---|
| Cases Pending/Referred to Arbitration | 435 | Post-Hearing Dispositions | 3 |
| Pre-Hearing Dispositions | 96 | Awards Rejected | 1 |
| Arbitration Hearings | 5 | Post-Rejection Dispositions | 2 |
| Awards Accepted | 0 | Arbitration Cases Proceeding to Trial | 0 |



Fourteenth Judicial Circuit - Whiteside County

| | | | |
|---------------------------------------|-----|---------------------------------------|---|
| Cases Pending/Referred to Arbitration | 153 | Post-Hearing Dispositions | 0 |
| Pre-Hearing Dispositions | 84 | Awards Rejected | 0 |
| Arbitration Hearings | 1 | Post-Rejection Dispositions | 1 |
| Awards Accepted | 0 | Arbitration Cases Proceeding to Trial | 0 |

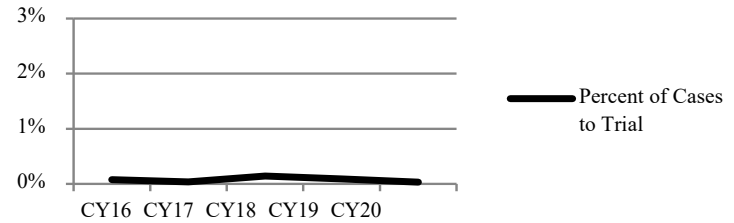
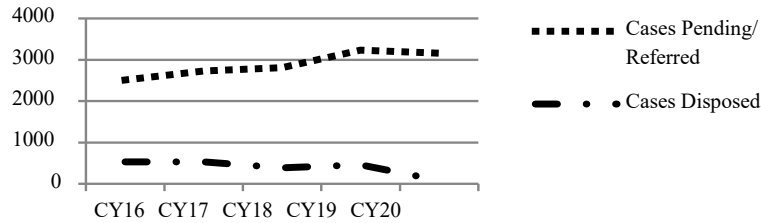


Note: CY = Calendar Year

MANDATORY ARBITRATION

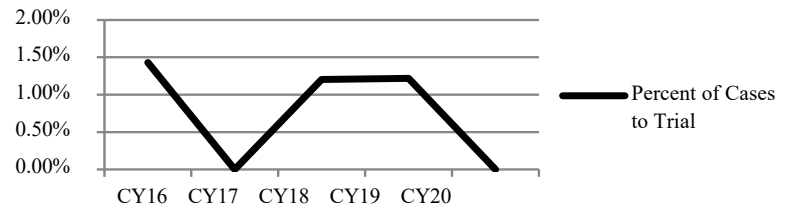
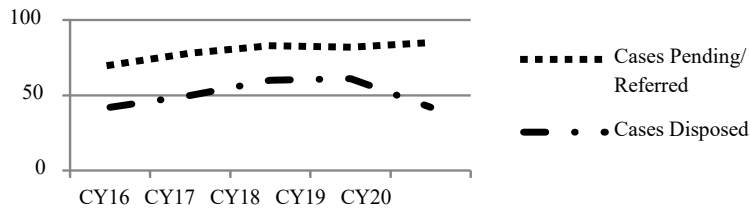
Sixteenth Judicial Circuit - Kane County

| | | | |
|---------------------------------------|-------|---------------------------------------|----|
| Cases Pending/Referred to Arbitration | 3,160 | Post-Hearing Dispositions | 2 |
| Pre-Hearing Dispositions | 58 | Awards Rejected | 16 |
| Arbitration Hearings | 21 | Post-Rejection Dispositions | 21 |
| Awards Accepted | 0 | Arbitration Cases Proceeding to Trial | 1 |



Seventeenth Judicial Circuit - Boone County

| | | | |
|---------------------------------------|----|---------------------------------------|---|
| Cases Pending/Referred to Arbitration | 85 | Post-Hearing Dispositions | 0 |
| Pre-Hearing Dispositions | 39 | Awards Rejected | 2 |
| Arbitration Hearings | 2 | Post-Rejection Dispositions | 3 |
| Awards Accepted | 0 | Arbitration Cases Proceeding to Trial | 0 |

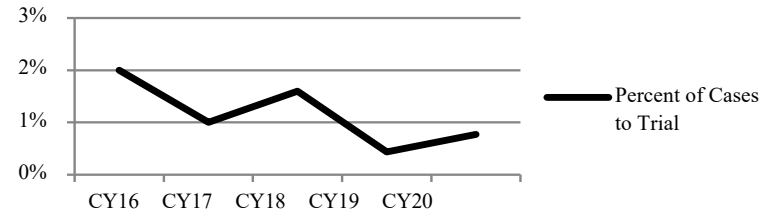
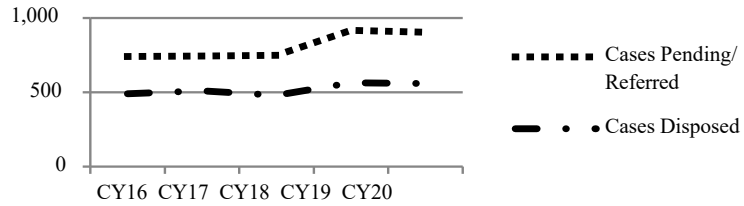


Note: CY = Calendar Year

MANDATORY ARBITRATION

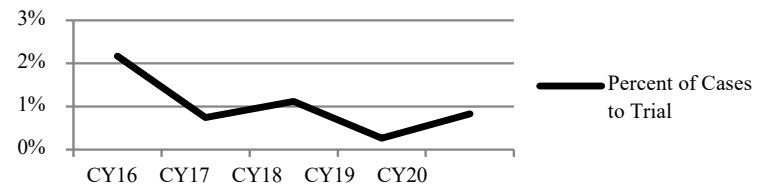
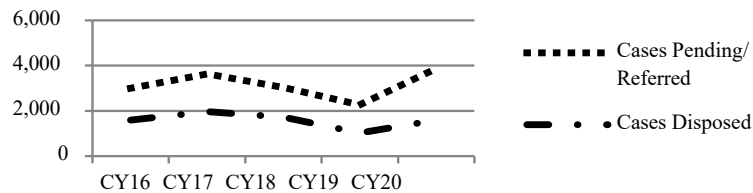
Seventeenth Judicial Circuit - Winnebago County

| | | | |
|---------------------------------------|-----|---------------------------------------|----|
| Cases Pending/Referred to Arbitration | 904 | Post-Hearing Dispositions | 9 |
| Pre-Hearing Dispositions | 490 | Awards Rejected | 38 |
| Arbitration Hearings | 54 | Post-Rejection Dispositions | 43 |
| Awards Accepted | 9 | Arbitration Cases Proceeding to Trial | 7 |



Eighteenth Judicial Circuit - DuPage County

| | | | |
|---------------------------------------|-------|---------------------------------------|----|
| Cases Pending/Referred to Arbitration | 3,869 | Post-Hearing Dispositions | 45 |
| Pre-Hearing Dispositions | 1,458 | Awards Rejected | 89 |
| Arbitration Hearings | 139 | Post-Rejection Dispositions | 48 |
| Awards Accepted | 12 | Arbitration Cases Proceeding to Trial | 32 |

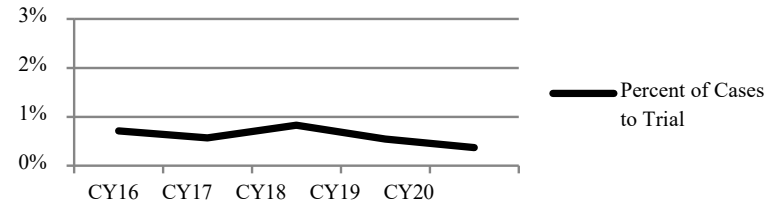
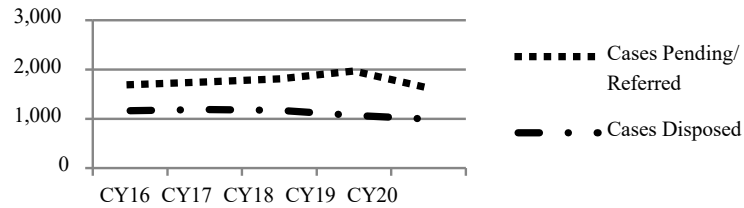


Note: CY = Calendar Year

MANDATORY ARBITRATION

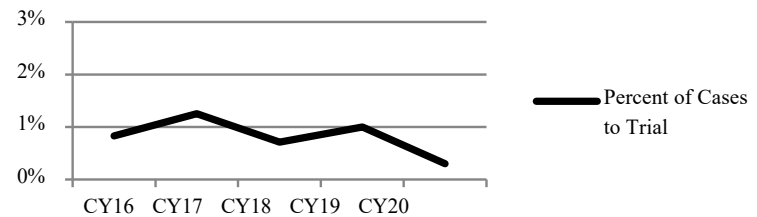
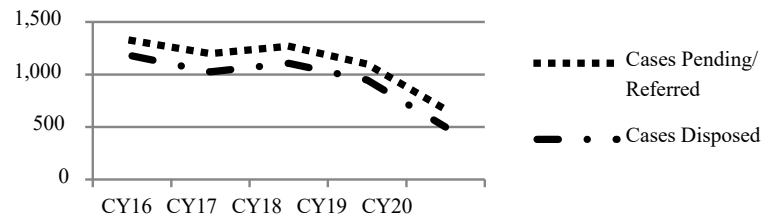
Nineteenth Judicial Circuit - Lake County

| | | | |
|---------------------------------------|-------|---------------------------------------|----|
| Cases Pending/Referred to Arbitration | 1,624 | Post-Hearing Dispositions | 34 |
| Pre-Hearing Dispositions | 873 | Awards Rejected | 70 |
| Arbitration Hearings | 124 | Post-Rejection Dispositions | 57 |
| Awards Accepted | 24 | Arbitration Cases Proceeding to Trial | 6 |



Twentieth Judicial Circuit - St. Clair County

| | | | |
|---------------------------------------|-----|---------------------------------------|----|
| Cases Pending/Referred to Arbitration | 666 | Post-Hearing Dispositions | 6 |
| Pre-Hearing Dispositions | 460 | Awards Rejected | 12 |
| Arbitration Hearings | 30 | Post-Rejection Dispositions | 15 |
| Awards Accepted | 16 | Arbitration Cases Proceeding to Trial | 2 |

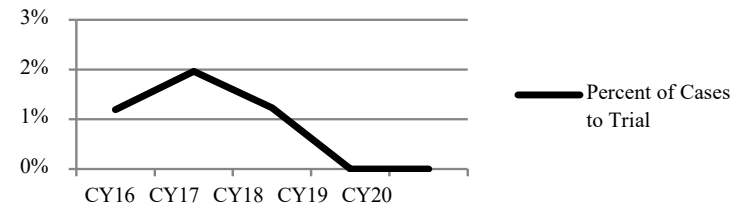
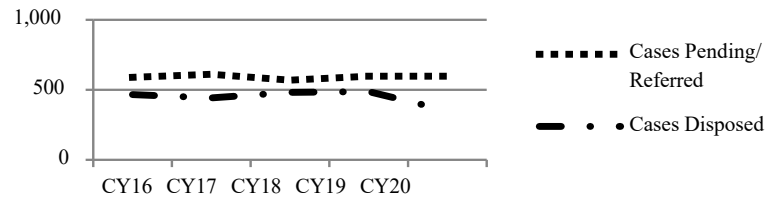


Note: CY = Calendar Year

MANDATORY ARBITRATION

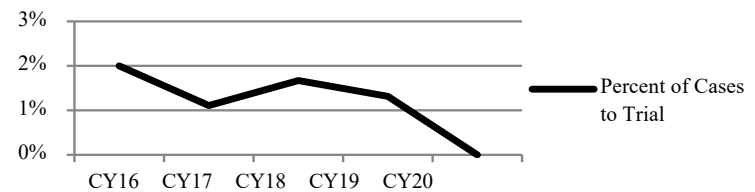
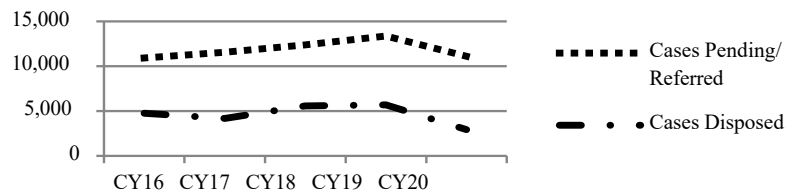
Twenty-Second Judicial Circuit - McHenry County

| | | | |
|---------------------------------------|-----|---------------------------------------|----|
| Cases Pending/Referred to Arbitration | 598 | Post-Hearing Dispositions | 13 |
| Pre-Hearing Dispositions | 321 | Awards Rejected | 20 |
| Arbitration Hearings | 28 | Post-Rejection Dispositions | 17 |
| Awards Accepted | 0 | Arbitration Cases Proceeding to Trial | 0 |



Circuit Court of Cook County

| | | | |
|---------------------------------------|--------|---------------------------------------|-------|
| Cases Pending/Referred to Arbitration | 11,110 | Post-Hearing Dispositions | 206 |
| Pre-Hearing Dispositions | 1,070 | Awards Rejected | 1,260 |
| Arbitration Hearings | 2,071 | Post-Rejection Dispositions | 1,376 |
| Awards Accepted | 276 | Arbitration Cases Proceeding to Trial | 39 |



Note: CY = Calendar Year

MANDATORY ARBITRATION

AVERAGE AWARD AMOUNTS AND AVERAGE NUMBER OF DAYS (BY CASE TYPE)

| Arbitration Program | | Automobile/ Subrogation | Collections | Contracts | Liability/Tort | Property Damage | Personal Injury | Other |
|---------------------|------------------------|----------------------------|-------------|-------------|----------------|--------------------|--------------------|-------------|
| Boone | Average Award | \$7,977.50 | N/A | N/A | N/A | N/A | \$28,047.20 | N/A |
| | Average Number of Days | 90 | N/A | N/A | N/A | N/A | 102 | N/A |
| Cook | Average Award | \$6,353.50 | N/A | \$3,720.50* | N/A | \$4,562.00** | \$10,422.00 | \$6,827.00 |
| | Average Number of Days | 322 | N/A | 531.5* | N/A | 360** | 393.5 | 423.5 |
| DuPage | Average Award | \$7,646.87 | N/A | \$9,107.95 | \$6,867.66 | N/A | N/A | \$11,212.60 |
| | Average Number of Days | 363.7 | N/A | 496.6 | 382.5 | N/A | N/A | 305.9 |
| Henry | Average Award | N/A | N/A | N/A | N/A | N/A | N/A | \$15,237.58 |
| | Average Number of Days | N/A | N/A | N/A | N/A | N/A | N/A | 568.3 |
| Kane | Average Award | \$6,722.63 | N/A | \$8,233.33 | N/A | N/A | \$18,500.00 | N/A |
| | Average Number of Days | 126.4 | N/A | 134.3 | N/A | N/A | 224.5 | N/A |
| Lake | Average Award | \$5,769.44 | \$9,885.50 | \$14,990.76 | \$5,848.52 | \$5,121.76 | \$14,506.49 | N/A |
| | Average Number of Days | 214.9 | 371 | 456.3 | 192.1 | 238.9 | 361.5 | N/A |
| Madison | Average Award | \$14,548.32 | \$19,156.13 | \$10,154.37 | N/A | \$718.33 | \$11,303.96 | \$14,375.00 |
| | Average Number of Days | 226.9 | 233.3 | 916.3 | N/A | 247.7 | 174.7 | 143.6 |
| McHenry | Average Award | \$8,988.60 | \$28,651.63 | \$16,164.49 | N/A | N/A | N/A | N/A |
| | Average Number of Days | 149.5 | 338 | 216 | N/A | N/A | N/A | N/A |
| McLean | Average Award | N/A | N/A | \$11,232.45 | N/A | N/A | N/A | N/A |
| | Average Number of Days | N/A | N/A | 277 | N/A | N/A | N/A | N/A |
| Rock Island | Average Award | N/A | N/A | N/A | N/A | N/A | N/A | \$10,776.58 |
| | Average Number of Days | N/A | N/A | N/A | N/A | N/A | N/A | 403.8 |
| St. Clair | Average Award | N/A | \$10,955.73 | \$16,660.31 | N/A | \$16,014.42 | \$26,539.38 | N/A |
| | Average Number of Days | N/A | 232.5 | 323 | N/A | 689.8 | 355.9 | N/A |
| Whiteside | Average Award | N/A | N/A | N/A | N/A | N/A | N/A | \$5,000.00 |
| | Average Number of Days | N/A | N/A | N/A | N/A | N/A | N/A | 635 |
| Will | Average Award | \$16,941.62 | \$0.00 | \$9,037.27 | N/A | N/A | \$11,000.00 | \$13,609.69 |
| | Average Number of Days | 502.3 | 680 | 380.8 | N/A | N/A | 454 | 238.5 |
| Winnebago | Average Award | \$9,332.55 | \$20,901.26 | \$10,343.69 | N/A | \$2,560.44 | \$15,482.75 | \$6,026.90 |
| | Average Number of Days | 196.8 | 334.4 | 403.3 | N/A | 121 | 362.6 | 317.2 |

*This figure includes Collections and Contracts.

**This figure includes Liability/Tort and Property Damage.

**ADULT AND JUVENILE
PROBATION
AND
SUPERVISED PRETRIAL
RELEASE**

ABBREVIATIONS

Explanations for abbreviations used in column headings in this section are explained below.

Admin. Administrative Cases: Cases still active but not under direct supervision.

PSI Presentence Investigation: A comprehensive written background investigation report on a convicted offender prepared by the probation department to provide information to the court to determine an appropriate sentence.

Abbrev. PSI Abbreviated Presentence Investigation: Sometimes referred to as a “short form” presentence investigation, this is a less-comprehensive report permitted in less serious (i.e., misdemeanor) criminal cases.

CUS Continued Under Supervision: A juvenile case which is under court order and probation supervision without a formal finding of delinquency.

ACTIVE ADULT CASELOAD - AS OF DECEMBER 31, 2020

| Circuit | County | Felony | Misd. | DUI | Traffic | Total | Admin. |
|--------------------------|--------------------------|--------------|--------------|------------|------------|--------------|--------------|
| 1st | Alexander | 58 | 6 | 1 | 7 | 72 | 25 |
| | Jackson | 321 | 85 | 25 | 19 | 450 | 47 |
| | Johnson | 53 | 44 | 6 | 3 | 106 | 57 |
| | Massac | 153 | 34 | 10 | 6 | 203 | 294 |
| | Pope | 27 | 7 | 9 | 0 | 43 | 15 |
| | Pulaski | 25 | 3 | 3 | 1 | 32 | 12 |
| | Saline | 270 | 81 | 24 | 21 | 396 | 123 |
| | Union | 116 | 33 | 19 | 15 | 183 | 55 |
| | Williamson | 317 | 76 | 72 | 65 | 530 | 126 |
| 1st Circuit Total | | 1,340 | 369 | 169 | 137 | 2,015 | 754 |
| 2nd | Crawford | 87 | 7 | 6 | 0 | 100 | 69 |
| | Edwards | 50 | 16 | 15 | 1 | 82 | 21 |
| | Franklin | 365 | 65 | 2 | 0 | 432 | 297 |
| | Gallatin | 47 | 5 | 1 | 0 | 53 | 10 |
| | Hamilton | 37 | 7 | 2 | 0 | 46 | 24 |
| | Hardin | 24 | 2 | 0 | 0 | 26 | 4 |
| | Jefferson | 334 | 22 | 11 | 16 | 383 | 77 |
| | Lawrence | 94 | 2 | 5 | 1 | 102 | 122 |
| | Richland | 128 | 48 | 14 | 1 | 191 | 5 |
| | Wabash | 107 | 32 | 6 | 0 | 145 | 25 |
| | Wayne | 82 | 36 | 13 | 1 | 132 | 46 |
| | White | 116 | 29 | 2 | 8 | 155 | 25 |
| | 2nd Circuit Total | | 1,471 | 271 | 77 | 28 | 1,847 |
| 3rd | Bond | 126 | 22 | 9 | 14 | 171 | 138 |
| | Madison | 1,382 | 176 | 47 | 0 | 1,605 | 815 |
| 3rd Circuit Total | | 1,508 | 198 | 56 | 14 | 1,776 | 953 |
| 4th | Christian | 187 | 69 | 55 | 8 | 319 | 104 |
| | Clay | 92 | 35 | 22 | 17 | 166 | 45 |
| | Clinton | 84 | 39 | 22 | 9 | 154 | 221 |
| | Effingham | 240 | 46 | 17 | 35 | 338 | 329 |
| | Fayette | 195 | 33 | 50 | 5 | 283 | 81 |
| | Jasper | 72 | 42 | 30 | 8 | 152 | 1 |
| | Marion | 358 | 69 | 84 | 34 | 545 | 184 |
| | Montgomery | 135 | 71 | 20 | 0 | 226 | 297 |
| | Shelby | 78 | 25 | 11 | 4 | 118 | 113 |
| 4th Circuit Total | | 1,441 | 429 | 311 | 120 | 2,301 | 1,375 |
| 5th | Clark | 81 | 17 | 9 | 1 | 108 | 40 |
| | Coles | 526 | 133 | 31 | 9 | 699 | 390 |
| | Cumberland | 45 | 11 | 0 | 2 | 58 | 80 |
| | Edgar | 134 | 25 | 5 | 0 | 164 | 52 |
| 5th Circuit Total | | 1,226 | 354 | 95 | 17 | 1,692 | 801 |

ACTIVE ADULT CASELOAD - AS OF DECEMBER 31, 2020

| Circuit | County | Felony | Misd. | DUI | Traffic | Total | Admin. |
|---------------------------|--------------------------|--------------|------------|------------|------------|--------------|--------------|
| 6th | Champaign | 913 | 198 | 101 | 44 | 1,256 | 438 |
| | DeWitt | 50 | 14 | 28 | 9 | 101 | 121 |
| | Douglas | 84 | 35 | 54 | 14 | 187 | 168 |
| | Macon | 1,004 | 173 | 20 | 0 | 1,197 | 423 |
| | Moultrie | 70 | 37 | 27 | 29 | 163 | 82 |
| | Piatt | 37 | 86 | 6 | 1 | 130 | 53 |
| 6th Circuit Total | | 2,158 | 543 | 236 | 97 | 3,034 | 1,285 |
| 7th | Greene | 87 | 61 | 0 | 0 | 148 | 97 |
| | Jersey | 114 | 15 | 9 | 2 | 140 | 201 |
| | Macoupin | 262 | 82 | 40 | 9 | 393 | 156 |
| | Morgan | 192 | 112 | 52 | 23 | 379 | 131 |
| | Sangamon | 721 | 203 | 39 | 3 | 966 | 969 |
| | Scott | 38 | 27 | 0 | 0 | 65 | 5 |
| 7th Circuit Total | | 1,414 | 500 | 140 | 37 | 2,091 | 1,559 |
| 8th | Adams | 567 | 57 | 43 | 3 | 670 | 149 |
| | Brown | 20 | 7 | 4 | 0 | 31 | 19 |
| | Calhoun | 11 | 6 | 2 | 4 | 23 | 22 |
| | Cass | 64 | 21 | 24 | 4 | 113 | 171 |
| | Mason | 53 | 36 | 30 | 2 | 121 | 33 |
| | Menard | 16 | 11 | 4 | 1 | 32 | 58 |
| | Pike | 168 | 58 | 33 | 33 | 292 | 118 |
| | Schuyler | 37 | 10 | 23 | 4 | 74 | 44 |
| | 8th Circuit Total | | 936 | 206 | 163 | 51 | 1,356 |
| 9th | Fulton | 103 | 18 | 8 | 0 | 129 | 32 |
| | Hancock | 58 | 2 | 4 | 0 | 64 | 65 |
| | Henderson | 26 | 1 | 1 | 1 | 29 | 43 |
| | Knox | 271 | 25 | 5 | 8 | 309 | 98 |
| | McDonough | 71 | 12 | 0 | 1 | 84 | 36 |
| | Warren | 57 | 6 | 1 | 0 | 64 | 31 |
| 9th Circuit Total | | 586 | 64 | 19 | 10 | 679 | 305 |
| 10th | Marshall | 36 | 9 | 6 | 2 | 53 | 32 |
| | Peoria | 873 | 350 | 80 | 6 | 1,309 | 1,679 |
| | Putnam | 12 | 5 | 2 | 4 | 23 | 15 |
| | Stark | 16 | 2 | 1 | 0 | 19 | 36 |
| | Tazewell | 405 | 146 | 70 | 13 | 634 | 913 |
| 10th Circuit Total | | 1,342 | 512 | 159 | 25 | 2,038 | 2,675 |
| 11th | Ford | 87 | 35 | 46 | 11 | 179 | 49 |
| | Livingston | 164 | 22 | 10 | 2 | 198 | 751 |
| | Logan | 134 | 47 | 10 | 0 | 191 | 496 |
| | McLean | 835 | 76 | 9 | 7 | 927 | 318 |
| | Woodford | 157 | 63 | 48 | 9 | 277 | 631 |
| 11th Circuit Total | | 1,377 | 243 | 123 | 29 | 1,772 | 2,245 |
| 12th | Will | 1,058 | 190 | 21 | 8 | 1,277 | 390 |

ACTIVE ADULT CASELOAD - AS OF DECEMBER 31, 2020

| Circuit | County | Felony | Misd. | DUI | Traffic | Total | Admin. |
|---------------------------|----------------|---------------|---------------|--------------|--------------|---------------|---------------|
| 13th | Bureau | 151 | 26 | 2 | 0 | 179 | 47 |
| | Grundy | 161 | 10 | 2 | 1 | 174 | 68 |
| | LaSalle | 392 | 3 | 8 | -31 | 372 | 162 |
| 13th Circuit Total | | 704 | 39 | 12 | -30 | 725 | 277 |
| 14th | Henry | 149 | 14 | 8 | 0 | 171 | 494 |
| | Mercer | 54 | 12 | 0 | 0 | 66 | 29 |
| | Rock Island | 700 | 243 | 340 | 24 | 1,307 | 812 |
| | Whiteside | 274 | 55 | 86 | 19 | 434 | 349 |
| 14th Circuit Total | | 1,177 | 324 | 434 | 43 | 1,978 | 1,684 |
| 15th | Carroll | 52 | 17 | 5 | 3 | 77 | 171 |
| | Jo Daviess | 37 | 49 | 25 | 1 | 112 | 42 |
| | Lee | 166 | 43 | 16 | 37 | 262 | 342 |
| | Ogle | 136 | 55 | 23 | 0 | 214 | 363 |
| | Stephenson | 286 | 69 | 26 | 5 | 386 | 944 |
| 15th Circuit Total | | 677 | 233 | 95 | 46 | 1,051 | 1,862 |
| 16th | Kane | 1,421 | 395 | 136 | 7 | 1,959 | 1,064 |
| 17th | Boone | 163 | 63 | 31 | 7 | 264 | 464 |
| | Winnebago | 1,800 | 314 | 83 | 7 | 2,204 | 3,572 |
| 17th Circuit Total | | 1,963 | 377 | 114 | 14 | 2,468 | 4,036 |
| 18th | DuPage | 1,762 | 495 | 426 | 165 | 2,848 | 1,908 |
| 19th | Lake | 1,127 | 371 | 218 | 94 | 1,810 | 615 |
| 20th | Monroe | 198 | 4 | 0 | 1 | 203 | 155 |
| | Perry | 147 | 7 | 1 | 0 | 155 | 90 |
| | Randolph | 156 | 8 | 0 | 0 | 164 | 130 |
| | St. Clair | 1,680 | 135 | 10 | 6 | 1,831 | 575 |
| | Washington | 46 | 4 | 1 | 5 | 56 | 89 |
| 20th Circuit Total | | 2,227 | 158 | 12 | 12 | 2,409 | 1,039 |
| 21st | Iroquois | 166 | 17 | 2 | 0 | 185 | 49 |
| | Kankakee | 412 | 98 | 0 | 0 | 510 | 89 |
| 21st Circuit Total | | 578 | 115 | 2 | 0 | 695 | 138 |
| 22nd | McHenry | 548 | 112 | 58 | 27 | 745 | 282 |
| 23rd | DeKalb | 273 | 71 | 0 | 0 | 344 | 575 |
| | Kendall | 265 | 130 | 1 | 1 | 397 | 558 |
| 23rd Circuit Total | | 538 | 201 | 1 | 1 | 741 | 1,133 |
| Cook | Adult | 18,310 | 4,054 | 238 | 17 | 22,619 | 1,823 |
| | Social Service | 1,089 | 793 | 2,870 | 909 | 5,661 | 133 |
| Cook County Total | | 19,399 | 4,847 | 3,108 | 926 | 28,280 | 1,956 |
| Statewide Total | | 47,978 | 11,546 | 6,185 | 1,878 | 67,587 | 29,675 |

Statewide Active Adult Caseload

Traffic

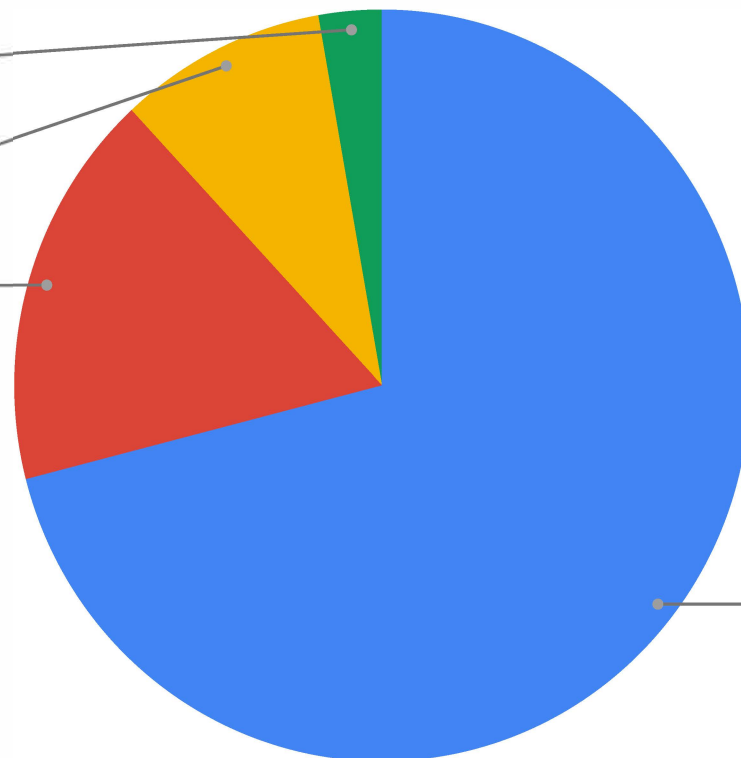
2.8%

DUI

9.2%

Misdemeanor

17.1%



Felony
71.0%

PRETRIAL ELIGIBILITY & RELEASE - TOTALS FOR THE YEAR 2020

| Circuit | County | Eligibility | | | Pretrial Release | |
|--------------------------|--------------------------|--------------|-----------------------------|--------------|------------------|-------------|
| | | Eligible | Released Prior to Interview | Investigated | No Supervision | Supervision |
| 1st | Alexander | 0 | 0 | 0 | 0 | 0 |
| | Jackson | 0 | 0 | 0 | 0 | 0 |
| | Johnson | 0 | 0 | 0 | 0 | 0 |
| | Massac | 0 | 0 | 0 | 0 | 0 |
| | Pope | 0 | 0 | 0 | 0 | 0 |
| | Pulaski | 0 | 0 | 0 | 0 | 0 |
| | Saline | 0 | 0 | 0 | 0 | 0 |
| | Union | 0 | 0 | 0 | 0 | 0 |
| | Williamson | 0 | 0 | 0 | 0 | 0 |
| 1st Circuit Total | | 0 | 0 | 0 | 0 | 0 |
| 2nd | Crawford | 0 | 0 | 0 | 0 | 0 |
| | Edwards | 0 | 0 | 0 | 0 | 0 |
| | Franklin | 0 | 0 | 0 | 0 | 0 |
| | Gallatin | 0 | 0 | 0 | 0 | 0 |
| | Hamilton | 0 | 0 | 0 | 0 | 0 |
| | Hardin | 0 | 0 | 0 | 0 | 0 |
| | Jefferson | 0 | 0 | 0 | 0 | 0 |
| | Lawrence | 0 | 0 | 0 | 0 | 0 |
| | Richland | 0 | 0 | 0 | 0 | 0 |
| | Wabash | 0 | 0 | 0 | 0 | 0 |
| | Wayne | 0 | 0 | 0 | 0 | 0 |
| | White | 0 | 0 | 0 | 0 | 0 |
| | 2nd Circuit Total | | 0 | 0 | 0 | 0 |
| 3rd | Bond* | 70 | 0 | 0 | 0 | 75 |
| | Madison* | 2,417 | 298 | 2,337 | 845 | 57 |
| 3rd Circuit Total | | 2,487 | 298 | 2,337 | 845 | 132 |
| 4th | Christian* | 88 | 1 | 36 | 0 | 253 |
| | Clay | 0 | 0 | 0 | 0 | 0 |
| | Clinton* | 0 | 0 | 0 | 0 | 5 |
| | Effingham | 0 | 0 | 0 | 0 | 0 |
| | Fayette | 0 | 0 | 0 | 0 | 0 |
| | Jasper | 0 | 0 | 0 | 0 | 0 |
| | Marion* | 537 | 124 | 416 | 240 | 167 |
| | Montgomery | 0 | 0 | 0 | 0 | 0 |
| | Shelby* | 95 | 0 | 95 | 14 | 81 |
| 4th Circuit Total | 720 | 125 | 547 | 254 | 506 | |
| 5th | Clark | 0 | 0 | 0 | 0 | 0 |
| | Coles* | 650 | 0 | 657 | 0 | 317 |
| | Cumberland | 0 | 0 | 0 | 0 | 0 |
| | Edgar | 0 | 0 | 0 | 0 | 0 |
| | Vermilion* | 469 | 0 | 0 | 19 | 0 |
| 5th Circuit Total | 1,119 | 0 | 657 | 19 | 317 | |

* County reported pretrial program data

PRETRIAL ELIGIBILITY & RELEASE - TOTALS FOR THE YEAR 2020

| Circuit | County | Eligibility | | | Pretrial Release | |
|---------------------------|--------------------------|--------------|-----------------------------|--------------|------------------|-------------|
| | | Eligible | Released Prior to Interview | Investigated | No Supervision | Supervision |
| 6th | Champaign | 0 | 0 | 0 | 0 | 0 |
| | DeWitt | 0 | 0 | 0 | 0 | 0 |
| | Douglas | 0 | 0 | 0 | 0 | 0 |
| | Macon* | 1,058 | 267 | 1,050 | 3 | 3 |
| | Moultrie | 0 | 0 | 0 | 0 | 0 |
| | Piatt | 0 | 0 | 0 | 0 | 0 |
| 6th Circuit Total | | 1,058 | 267 | 1,050 | 3 | 3 |
| 7th | Greene | 0 | 0 | 0 | 0 | 0 |
| | Jersey | 0 | 0 | 0 | 0 | 0 |
| | Macoupin | 0 | 0 | 0 | 0 | 0 |
| | Morgan | 0 | 0 | 0 | 0 | 0 |
| | Sangamon* | 603 | 4 | 193 | 16 | 108 |
| | Scott | 0 | 0 | 0 | 0 | 0 |
| 7th Circuit Total | | 603 | 4 | 193 | 16 | 108 |
| 8th | Adams* | 514 | 9 | 505 | 134 | 170 |
| | Brown | 0 | 0 | 0 | 0 | 0 |
| | Calhoun | 0 | 0 | 0 | 0 | 0 |
| | Cass | 0 | 0 | 0 | 0 | 0 |
| | Mason | 0 | 0 | 0 | 0 | 0 |
| | Menard | 0 | 0 | 0 | 0 | 0 |
| | Pike | 0 | 0 | 0 | 0 | 0 |
| | Schuyler | 0 | 0 | 0 | 0 | 0 |
| | 8th Circuit Total | 514 | 9 | 505 | 134 | 170 |
| 9th | Fulton* | 163 | 0 | 162 | 136 | 12 |
| | Hancock* | 111 | 1 | 106 | 47 | 70 |
| | Henderson* | 39 | 0 | 34 | 22 | 3 |
| | Knox* | 587 | 0 | 577 | 505 | 37 |
| | McDonough* | 166 | 0 | 166 | 126 | 7 |
| | Warren* | 90 | 0 | 89 | 77 | 21 |
| 9th Circuit Total | 1,156 | 1 | 1,134 | 913 | 150 | |
| 10th | Marshall | 0 | 0 | 0 | 0 | 0 |
| | Peoria* | 497 | 0 | 497 | 117 | 153 |
| | Putnam | 0 | 0 | 0 | 0 | 0 |
| | Stark | 0 | 0 | 0 | 0 | 0 |
| | Tazewell* | 433 | 0 | 183 | 129 | 433 |
| 10th Circuit Total | 930 | 0 | 680 | 246 | 586 | |
| 11th | Ford | 0 | 0 | 0 | 0 | 0 |
| | Livingston | 0 | 0 | 0 | 0 | 0 |
| | Logan | 0 | 0 | 0 | 0 | 0 |
| | McLean* | 620 | 57 | 1,668 | 175 | 143 |
| | Woodford* | 235 | 126 | 128 | 36 | 88 |
| 11th Circuit Total | 855 | 183 | 1,796 | 211 | 231 | |

* County reported pretrial program data

PRETRIAL ELIGIBILITY & RELEASE - TOTALS FOR THE YEAR 2020

| Circuit | County | Eligibility | | | Pretrial Release | |
|---------------------------|-----------------|---------------|-----------------------------|---------------|------------------|---------------|
| | | Eligible | Released Prior to Interview | Investigated | No Supervision | Supervision |
| 12th | Will* | 2,440 | 0 | 2,445 | 999 | 958 |
| 13th | Bureau | 0 | 0 | 0 | 0 | 0 |
| | Grundy | 0 | 0 | 0 | 0 | 0 |
| | LaSalle | 0 | 0 | 0 | 0 | 0 |
| 13th Circuit Total | | 0 | 0 | 0 | 0 | 0 |
| 14th | Henry* | 152 | 0 | 134 | 80 | 46 |
| | Mercer* | 68 | 0 | 65 | 27 | 1 |
| | Rock Island* | 1,146 | 27 | 1,120 | 64 | 346 |
| | Whiteside* | 50 | 3 | 49 | 8 | 1 |
| 14th Circuit Total | | 1,416 | 30 | 1,368 | 179 | 394 |
| 15th | Carroll | 0 | 0 | 0 | 0 | 0 |
| | Jo Daviess | 0 | 0 | 0 | 0 | 0 |
| | Lee* | 262 | 40 | 223 | 11 | 194 |
| | Ogle* | 157 | 0 | 160 | 48 | 60 |
| | Stephenson* | 324 | 0 | 324 | 191 | 10 |
| 15th Circuit Total | | 743 | 40 | 707 | 250 | 264 |
| 16th | Kane* | 2,993 | 28 | 975 | 345 | 2,497 |
| 17th | Boone* | 0 | 0 | 263 | 0 | 141 |
| | Winnebago* | 3,364 | 33 | 3,256 | 0 | 638 |
| 17th Circuit Total | | 3,364 | 33 | 3,519 | 0 | 779 |
| 18th | DuPage* | 429 | 168 | 211 | 0 | 1,592 |
| 19th | Lake* | 2,082 | 0 | 2,434 | 715 | 1,235 |
| 20th | Monroe | 0 | 0 | 0 | 0 | 0 |
| | Perry | 0 | 0 | 0 | 0 | 0 |
| | Randolph | 0 | 0 | 0 | 0 | 0 |
| | St. Clair* | 0 | 0 | 2,228 | 1,909 | 183 |
| | Washington | 0 | 0 | 0 | 0 | 0 |
| 20th Circuit Total | | 0 | 0 | 2,228 | 1,909 | 183 |
| 21st | Iroquois | 0 | 0 | 0 | 0 | 0 |
| | Kankakee* | 259 | 41 | 2 | 62 | 157 |
| 21st Circuit Total | | 259 | 41 | 2 | 62 | 157 |
| 22nd | McHenry* | 1,483 | 0 | 1,473 | 0 | 70 |
| 23rd | DeKalb* | 947 | 0 | 947 | 371 | 325 |
| | Kendall* | 485 | 11 | 475 | 263 | 173 |
| 23rd Circuit Total | | 1,432 | 11 | 1,422 | 634 | 498 |
| Cook | Adult* | 23,145 | 0 | 9,771 | 14,808 | 7,772 |
| Statewide Total | | 49,228 | 1,238 | 35,454 | 22,542 | 18,602 |

* County reported pretrial program data

ADULT INVESTIGATIONS REPORT - TOTALS FOR THE YEAR 2020

| Circuit | County | PSI | Abbrev. PSI | Record Check | Other | Total |
|--------------------------|--------------------------|------------|-------------|--------------|------------|------------|
| 1st | Alexander | 10 | 0 | 3 | 0 | 13 |
| | Jackson | 38 | 0 | 10 | 0 | 48 |
| | Johnson | 16 | 0 | 4 | 0 | 20 |
| | Massac | 6 | 0 | 0 | 0 | 6 |
| | Pope | 6 | 0 | 3 | 0 | 9 |
| | Pulaski | 0 | 0 | 0 | 0 | 0 |
| | Saline | 9 | 0 | 0 | 0 | 9 |
| | Union | 8 | 0 | 0 | 0 | 8 |
| | Williamson | 9 | 0 | 17 | 0 | 26 |
| 1st Circuit Total | | 102 | 0 | 37 | 0 | 139 |
| 2nd | Crawford | 22 | 0 | 0 | 0 | 22 |
| | Edwards | 12 | 0 | 4 | 0 | 16 |
| | Franklin | 33 | 0 | 16 | 0 | 49 |
| | Gallatin | 7 | 0 | 0 | 0 | 7 |
| | Hamilton | 6 | 0 | 1 | 0 | 7 |
| | Hardin | 0 | 0 | 0 | 0 | 0 |
| | Jefferson | 88 | 9 | 96 | 1 | 194 |
| | Lawrence | 22 | 0 | 0 | 0 | 22 |
| | Richland | 29 | 3 | 18 | 5 | 55 |
| | Wabash | 4 | 0 | 0 | 0 | 4 |
| | Wayne | 55 | 10 | 21 | 0 | 86 |
| | White | 12 | 0 | 0 | 0 | 12 |
| | 2nd Circuit Total | | 290 | 22 | 156 | 6 |
| 3rd | Bond | 23 | 0 | 91 | 0 | 114 |
| | Madison | 24 | 0 | 0 | 243 | 267 |
| 3rd Circuit Total | | 47 | 0 | 91 | 243 | 381 |
| 4th | Christian | 14 | 7 | 38 | 19 | 78 |
| | Clay | 5 | 0 | 60 | 0 | 65 |
| | Clinton | 16 | 0 | 61 | 7 | 84 |
| | Effingham | 44 | 0 | 91 | 0 | 135 |
| | Fayette | 11 | 0 | 113 | 7 | 131 |
| | Jasper | 0 | 0 | 13 | 0 | 13 |
| | Marion | 73 | 0 | 33 | 90 | 196 |
| | Montgomery | 43 | 2 | 0 | 0 | 45 |
| | Shelby | 6 | 0 | 0 | 0 | 6 |
| 4th Circuit Total | | 212 | 9 | 409 | 123 | 753 |
| 5th | Clark | 8 | 0 | 0 | 0 | 8 |
| | Coles | 41 | 1 | 0 | 25 | 67 |
| | Cumberland | 6 | 0 | 0 | 0 | 6 |
| | Edgar | 48 | 0 | 0 | 0 | 48 |
| | Vermilion | 11 | 0 | 0 | 31 | 42 |
| 5th Circuit Total | | 114 | 1 | 0 | 56 | 171 |

ADULT INVESTIGATIONS REPORT - TOTALS FOR THE YEAR 2020

| Circuit | County | PSI | Abbrev. PSI | Record Check | Other | Total |
|---------------------------|-------------|------------|-------------|--------------|------------|--------------|
| 6th | Champaign | 203 | 57 | 0 | 0 | 260 |
| | DeWitt | 56 | 0 | 45 | 0 | 101 |
| | Douglas | 10 | 9 | 0 | 0 | 19 |
| | Macon | 120 | 515 | 8 | 52 | 695 |
| | Moultrie | 3 | 1 | 22 | 115 | 141 |
| | Piatt | 10 | 0 | 0 | 0 | 10 |
| 6th Circuit Total | | 402 | 582 | 75 | 167 | 1,226 |
| 7th | Greene | 0 | 0 | 0 | 0 | 0 |
| | Jersey | 20 | 1 | 0 | 1 | 22 |
| | Macoupin | 26 | 2 | 5 | 0 | 33 |
| | Morgan | 22 | 17 | 0 | 23 | 62 |
| | Sangamon | 20 | 0 | 13 | 54 | 87 |
| | Scott | 0 | 0 | 0 | 0 | 0 |
| 7th Circuit Total | | 88 | 20 | 18 | 78 | 204 |
| 8th | Adams | 240 | 0 | 0 | 120 | 360 |
| | Brown | 2 | 0 | 0 | 0 | 2 |
| | Calhoun | 6 | 0 | 0 | 0 | 6 |
| | Cass | 4 | 1 | 0 | 0 | 5 |
| | Mason | 12 | 0 | 7 | 0 | 19 |
| | Menard | 3 | 0 | 1 | 0 | 4 |
| | Pike | 93 | 0 | 0 | 0 | 93 |
| | Schuyler | 13 | 1 | 1 | 0 | 15 |
| 8th Circuit Total | | 373 | 2 | 9 | 120 | 504 |
| 9th | Fulton | 3 | 0 | 43 | 6 | 52 |
| | Hancock | 13 | 0 | 16 | 22 | 51 |
| | Henderson | 8 | 0 | 18 | 0 | 26 |
| | Knox | 9 | 0 | 30 | 16 | 55 |
| | McDonough | 13 | 0 | 31 | 52 | 96 |
| | Warren | 5 | 0 | 6 | 3 | 14 |
| 9th Circuit Total | | 51 | 0 | 144 | 99 | 294 |
| 10th | Marshall | 5 | 0 | 1 | 0 | 6 |
| | Peoria | 71 | 0 | 26 | 0 | 97 |
| | Putnam | 0 | 0 | 1 | 5 | 6 |
| | Stark | 0 | 0 | 3 | 0 | 3 |
| | Tazewell | 31 | 2 | 21 | 430 | 484 |
| 10th Circuit Total | | 107 | 2 | 52 | 435 | 596 |
| 11th | Ford | 20 | 0 | 3 | 0 | 23 |
| | Livingston | 57 | 1 | 0 | 0 | 58 |
| | Logan | 8 | 0 | 1 | 0 | 9 |
| | McLean | 112 | 0 | 1,693 | 0 | 1,805 |
| | Woodford | 118 | 116 | 0 | 0 | 234 |
| 11th Circuit Total | | 315 | 117 | 1,697 | 0 | 2,129 |
| 12th | Will | 146 | 0 | 17 | 0 | 163 |

ADULT INVESTIGATIONS REPORT - TOTALS FOR THE YEAR 2020

| Circuit | County | PSI | Abbrev. PSI | Record Check | Other | Total |
|---------------------------|----------------|--------------|-------------|--------------|--------------|---------------|
| 13th | Bureau | 5 | 0 | 4 | 0 | 9 |
| | Grundy | 32 | 0 | 0 | 0 | 32 |
| | LaSalle | 0 | 0 | 0 | 0 | 0 |
| 13th Circuit Total | | 37 | 0 | 4 | 0 | 41 |
| 14th | Henry | 34 | 1 | 21 | 293 | 349 |
| | Mercer | 10 | 0 | 6 | 0 | 16 |
| | Rock Island | 73 | 1 | 40 | 439 | 553 |
| | Whiteside | 22 | 0 | 1 | 15 | 38 |
| 14th Circuit Total | | 139 | 2 | 68 | 747 | 956 |
| 15th | Carroll | 38 | 2 | 0 | 0 | 40 |
| | Jo Daviess | 7 | 0 | 8 | 0 | 15 |
| | Lee | 18 | 0 | 13 | 0 | 31 |
| | Ogle | 3 | 0 | 5 | 5 | 13 |
| | Stephenson | 22 | 0 | 0 | 0 | 22 |
| 15th Circuit Total | | 88 | 2 | 26 | 5 | 121 |
| 16th | Kane | 133 | 5 | 91 | 30 | 259 |
| 17th | Boone | 41 | 0 | 0 | 49 | 90 |
| | Winnebago | 159 | 0 | 0 | 0 | 159 |
| 17th Circuit Total | | 200 | 0 | 0 | 49 | 249 |
| 18th | DuPage | 268 | 0 | 266 | 0 | 534 |
| 19th | Lake | 102 | 26 | 416 | 0 | 544 |
| 20th | Monroe | 6 | 0 | 0 | 0 | 6 |
| | Perry | 10 | 0 | 0 | 2 | 12 |
| | Randolph | 37 | 1 | 1 | 0 | 39 |
| | St. Clair | 114 | 0 | 1,937 | 303 | 2,354 |
| | Washington | 4 | 1 | 203 | 3 | 211 |
| 20th Circuit Total | | 171 | 2 | 2,141 | 308 | 2,622 |
| 21st | Iroquois | 3 | 1 | 77 | 0 | 81 |
| | Kankakee | 76 | 0 | 12 | 127 | 215 |
| 21st Circuit Total | | 79 | 1 | 89 | 127 | 296 |
| 22nd | McHenry | 56 | 0 | 8 | 10 | 74 |
| 23rd | DeKalb | 24 | 4 | 3 | 91 | 122 |
| | Kendall | 60 | 6 | 5 | 62 | 133 |
| 23rd Circuit Total | | 84 | 10 | 8 | 153 | 255 |
| Cook | Adult | 404 | 0 | 0 | 0 | 404 |
| | Social Service | 0 | 0 | 0 | 0 | 0 |
| Cook County Total | | 404 | 0 | 0 | 0 | 404 |
| Statewide Total | | 4,008 | 803 | 5,822 | 2,756 | 13,389 |

ADULT PROBATION PROGRAMS ORDERED - TOTALS FOR THE YEAR 2020

| Circuit | County | Alcohol | Drug | Alcohol & Drug | Mental Health | Sex Offender | TASC | Total |
|--------------------------|--------------------------|-----------|------------|----------------|---------------|--------------|-----------|--------------|
| 1st | Alexander | 1 | 1 | 3 | 1 | 0 | 0 | 6 |
| | Jackson | 2 | 15 | 8 | 35 | 1 | 1 | 62 |
| | Johnson | 0 | 0 | 3 | 11 | 0 | 0 | 14 |
| | Massac | 0 | 1 | 43 | 5 | 4 | 0 | 53 |
| | Pope | 0 | 0 | 0 | 0 | 0 | 0 | 0 |
| | Pulaski | 0 | 0 | 0 | 0 | 0 | 0 | 0 |
| | Saline | 0 | 0 | 0 | 0 | 0 | 0 | 0 |
| | Union | 1 | 1 | 1 | 2 | 0 | 0 | 5 |
| | Williamson | 1 | 2 | 78 | 24 | 1 | 0 | 106 |
| 1st Circuit Total | | 5 | 20 | 136 | 78 | 6 | 1 | 246 |
| 2nd | Crawford | 0 | 41 | 7 | 0 | 1 | 0 | 49 |
| | Edwards | 0 | 1 | 0 | 1 | 0 | 0 | 2 |
| | Franklin | 0 | 0 | 42 | 12 | 0 | 0 | 54 |
| | Gallatin | 0 | 10 | 0 | 1 | 1 | 1 | 13 |
| | Hamilton | 0 | 0 | 10 | 3 | 0 | 0 | 13 |
| | Hardin | 0 | 2 | 2 | 1 | 0 | 0 | 5 |
| | Jefferson | 0 | 0 | 0 | 0 | 0 | 0 | 0 |
| | Lawrence | 2 | 1 | 32 | 4 | 1 | 0 | 40 |
| | Richland | 1 | 1 | 27 | 0 | 0 | 0 | 29 |
| | Wabash | 2 | 0 | 18 | 3 | 1 | 2 | 26 |
| | Wayne | 0 | 0 | 15 | 0 | 0 | 0 | 15 |
| | White | 1 | 11 | 3 | 4 | 0 | 0 | 19 |
| | 2nd Circuit Total | | 6 | 67 | 156 | 29 | 4 | 3 |
| 3rd | Bond | 1 | 3 | 3 | 0 | 1 | 0 | 8 |
| | Madison | 17 | 102 | 64 | 57 | 4 | 10 | 254 |
| 3rd Circuit Total | | 18 | 105 | 67 | 57 | 5 | 10 | 262 |
| 4th | Christian | 0 | 13 | 70 | 13 | 1 | 0 | 97 |
| | Clay | 0 | 5 | 0 | 4 | 0 | 19 | 28 |
| | Clinton | 2 | 1 | 57 | 25 | 0 | 0 | 85 |
| | Effingham | 54 | 100 | 9 | 24 | 2 | 4 | 193 |
| | Fayette | 1 | 0 | 233 | 1 | 0 | 0 | 235 |
| | Jasper | 0 | 0 | 0 | 0 | 0 | 0 | 0 |
| | Marion | 0 | 0 | 265 | 116 | 2 | 6 | 389 |
| | Montgomery | 4 | 0 | 4 | 19 | 1 | 0 | 28 |
| | Shelby | 2 | 1 | 4 | 8 | 0 | 2 | 17 |
| 4th Circuit Total | | 63 | 120 | 642 | 210 | 6 | 31 | 1,072 |
| 5th | Clark | 5 | 0 | 45 | 20 | 1 | 0 | 71 |
| | Coles | 2 | 1 | 343 | 126 | 3 | 0 | 475 |
| | Cumberland | 2 | 0 | 6 | 3 | 1 | 0 | 12 |
| | Edgar | 2 | 19 | 2 | 7 | 0 | 0 | 30 |
| | Vermilion | 0 | 2 | 3 | 33 | 2 | 1 | 41 |
| 5th Circuit Total | | 11 | 22 | 399 | 189 | 7 | 1 | 629 |

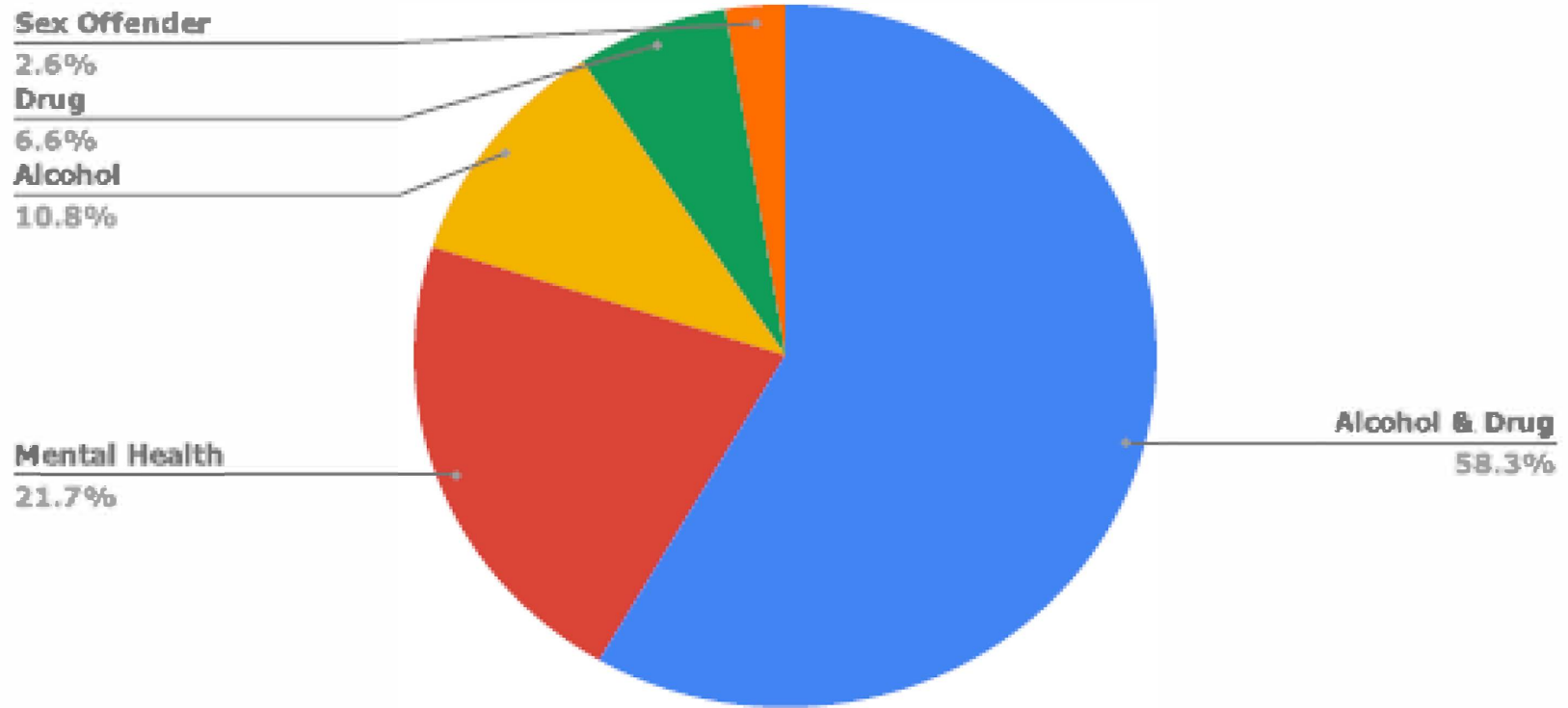
ADULT PROBATION PROGRAMS ORDERED - TOTALS FOR THE YEAR 2020

| Circuit | County | Alcohol | Drug | Alcohol & Drug | Mental Health | Sex Offender | TASC | Total |
|---------------------------|-------------|-----------|-----------|----------------|---------------|--------------|-----------|------------|
| 6th | Champaign | 12 | 10 | 160 | 49 | 7 | 0 | 238 |
| | DeWitt | 0 | 1 | 23 | 1 | 1 | 1 | 27 |
| | Douglas | 0 | 1 | 48 | 6 | 4 | 0 | 59 |
| | Macon | 0 | 44 | 3 | 72 | 10 | 5 | 134 |
| | Moultrie | 17 | 0 | 3 | 3 | 0 | 0 | 23 |
| | Piatt | 0 | 3 | 21 | 15 | 0 | 1 | 40 |
| 6th Circuit Total | | 29 | 59 | 258 | 146 | 22 | 7 | 521 |
| 7th | Greene | 0 | 0 | 0 | 0 | 0 | 0 | 0 |
| | Jersey | 32 | 14 | 0 | 1 | 0 | 0 | 47 |
| | Macoupin | 6 | 19 | 29 | 14 | 3 | 9 | 80 |
| | Morgan | 5 | 5 | 50 | 33 | 2 | 0 | 95 |
| | Sangamon | 4 | 59 | 368 | 90 | 5 | 19 | 545 |
| | Scott | 0 | 0 | 0 | 0 | 0 | 0 | 0 |
| 7th Circuit Total | | 47 | 97 | 447 | 138 | 10 | 28 | 767 |
| 8th | Adams | 5 | 9 | 255 | 219 | 3 | 2 | 493 |
| | Brown | 0 | 2 | 0 | 2 | 0 | 0 | 4 |
| | Calhoun | 2 | 3 | 6 | 1 | 1 | 2 | 15 |
| | Cass | 0 | 1 | 4 | 2 | 0 | 0 | 7 |
| | Mason | 0 | 0 | 0 | 0 | 1 | 0 | 1 |
| | Menard | 0 | 0 | 14 | 4 | 0 | 1 | 19 |
| | Pike | 0 | 0 | 0 | 18 | 2 | 0 | 20 |
| | Schuyler | 0 | 7 | 1 | 4 | 2 | 0 | 14 |
| 8th Circuit Total | | 7 | 22 | 280 | 250 | 9 | 5 | 573 |
| 9th | Fulton | 0 | 0 | 45 | 12 | 2 | 4 | 63 |
| | Hancock | 0 | 0 | 88 | 84 | 0 | 0 | 172 |
| | Henderson | 0 | 0 | 19 | 2 | 0 | 0 | 21 |
| | Knox | 0 | 0 | 154 | 50 | 2 | 0 | 206 |
| | McDonough | 0 | 0 | 57 | 19 | 0 | 0 | 76 |
| | Warren | 0 | 0 | 18 | 3 | 0 | 0 | 21 |
| 9th Circuit Total | | 0 | 0 | 381 | 170 | 4 | 4 | 559 |
| 10th | Marshall | 0 | 0 | 0 | 1 | 0 | 0 | 1 |
| | Peoria | 36 | 57 | 23 | 11 | 7 | 0 | 134 |
| | Putnam | 0 | 0 | 0 | 0 | 0 | 0 | 0 |
| | Stark | 0 | 0 | 0 | 2 | 0 | 0 | 2 |
| | Tazewell | 0 | 0 | 88 | 146 | 7 | 2 | 243 |
| 10th Circuit Total | | 36 | 57 | 111 | 160 | 14 | 2 | 380 |
| 11th | Ford | 0 | 0 | 0 | 9 | 0 | 0 | 9 |
| | Livingston | 0 | 0 | 49 | 14 | 1 | 0 | 64 |
| | Logan | 2 | 2 | 65 | 18 | 1 | 4 | 92 |
| | McLean | 6 | 2 | 192 | 47 | 9 | 3 | 259 |
| | Woodford | 0 | 1 | 92 | 33 | 6 | 0 | 132 |
| 11th Circuit Total | | 8 | 5 | 398 | 121 | 17 | 7 | 556 |
| 12th | Will | 1 | 8 | 42 | 18 | 0 | 0 | 69 |

ADULT PROBATION PROGRAMS ORDERED - TOTALS FOR THE YEAR 2020

| Circuit | County | Alcohol | Drug | Alcohol & Drug | Mental Health | Sex Offender | TASC | Total |
|---------------------------|----------------|--------------|------------|----------------|---------------|--------------|------------|---------------|
| 13th | Bureau | 0 | 0 | 6 | 0 | 0 | 0 | 6 |
| | Grundy | 1 | 0 | 0 | 0 | 3 | 5 | 9 |
| | LaSalle | 2 | 0 | 29 | 8 | 0 | 5 | 44 |
| 13th Circuit Total | | 3 | 0 | 35 | 8 | 3 | 10 | 59 |
| 14th | Henry | 0 | 0 | 45 | 40 | 2 | 3 | 90 |
| | Mercer | 1 | 2 | 13 | 8 | 1 | 1 | 26 |
| | Rock Island | 20 | 13 | 402 | 165 | 16 | 0 | 616 |
| | Whiteside | 2 | 6 | 76 | 28 | 2 | 0 | 114 |
| 14th Circuit Total | | 23 | 21 | 536 | 241 | 21 | 4 | 846 |
| 15th | Carroll | 4 | 0 | 0 | 7 | 0 | 0 | 11 |
| | Jo Daviess | 0 | 0 | 11 | 3 | 1 | 0 | 15 |
| | Lee | 24 | 7 | 27 | 7 | 3 | 0 | 68 |
| | Ogle | 0 | 5 | 6 | 21 | 3 | 3 | 38 |
| | Stephenson | 2 | 3 | 8 | 32 | 2 | 0 | 47 |
| 15th Circuit Total | | 30 | 15 | 52 | 70 | 9 | 3 | 179 |
| 16th | Kane | 63 | 33 | 295 | 120 | 17 | 3 | 531 |
| 17th | Boone | 16 | 35 | 99 | 100 | 5 | 1 | 256 |
| | Winnebago | 0 | 0 | 1,177 | 21 | 61 | 0 | 1,259 |
| 17th Circuit Total | | 16 | 35 | 1,276 | 121 | 66 | 1 | 1,515 |
| 18th | DuPage | 0 | 0 | 0 | 0 | 0 | 0 | 0 |
| 19th | Lake | 5 | 11 | 206 | 62 | 20 | 2 | 306 |
| 20th | Monroe | 0 | 0 | 1 | 5 | 1 | 0 | 7 |
| | Perry | 1 | 2 | 1 | 6 | 0 | 9 | 19 |
| | Randolph | 0 | 1 | 11 | 7 | 0 | 10 | 29 |
| | St. Clair | 79 | 19 | 613 | 97 | 8 | 64 | 880 |
| | Washington | 0 | 1 | 1 | 0 | 0 | 0 | 2 |
| 20th Circuit Total | | 80 | 23 | 627 | 115 | 9 | 83 | 937 |
| 21st | Iroquois | 0 | 0 | 1 | 0 | 0 | 0 | 1 |
| | Kankakee | 0 | 4 | 27 | 6 | 4 | 0 | 41 |
| 21st Circuit Total | | 0 | 4 | 28 | 6 | 4 | 0 | 42 |
| 22nd | McHenry | 20 | 29 | 0 | 25 | 10 | 0 | 84 |
| 23rd | DeKalb | 8 | 3 | 66 | 0 | 0 | 15 | 92 |
| | Kendall | 18 | 5 | 73 | 0 | 0 | 3 | 99 |
| 23rd Circuit Total | | 26 | 8 | 139 | 0 | 0 | 18 | 191 |
| Cook | Adult | 373 | 108 | 1,076 | 437 | 95 | 212 | 2,301 |
| | Social Service | 607 | 35 | 403 | 195 | 0 | 0 | 1,240 |
| Cook County Total | | 980 | 143 | 1,479 | 632 | 95 | 212 | 3,541 |
| Statewide Total | | 1,477 | 904 | 7,990 | 2,966 | 358 | 435 | 14,130 |

Statewide Adult Programs Ordered



ADULT RISK CLASSIFICATION - AS OF DECEMBER 31, 2020

| Circuit | County | Maximum | Medium | Minimum | Unclassified | Total |
|--------------------------|--------------------------|------------|------------|------------|--------------|--------------|
| 1st | Alexander | 11 | 20 | 25 | 16 | 72 |
| | Jackson | 24 | 60 | 221 | 145 | 450 |
| | Johnson | 5 | 6 | 37 | 58 | 106 |
| | Massac | 8 | 51 | 94 | 50 | 203 |
| | Pope | 2 | 12 | 17 | 12 | 43 |
| | Pulaski | 0 | 9 | 18 | 5 | 32 |
| | Saline | 50 | 83 | 162 | 101 | 396 |
| | Union | 15 | 42 | 99 | 27 | 183 |
| | Williamson | 16 | 38 | 273 | 203 | 530 |
| 1st Circuit Total | | 131 | 321 | 946 | 617 | 2,015 |
| 2nd | Crawford | 55 | 39 | 6 | 0 | 100 |
| | Edwards | 8 | 54 | 9 | 11 | 82 |
| | Franklin | 25 | 112 | 69 | 226 | 432 |
| | Gallatin | 3 | 19 | 27 | 4 | 53 |
| | Hamilton | 3 | 11 | 22 | 10 | 46 |
| | Hardin | 0 | 5 | 19 | 2 | 26 |
| | Jefferson | 6 | 56 | 84 | 237 | 383 |
| | Lawrence | 12 | 45 | 45 | 0 | 102 |
| | Richland | 5 | 106 | 24 | 56 | 191 |
| | Wabash | 7 | 105 | 32 | 1 | 145 |
| | Wayne | 5 | 55 | 37 | 35 | 132 |
| | White | 11 | 57 | 87 | 0 | 155 |
| | 2nd Circuit Total | | 140 | 664 | 461 | 582 |
| 3rd | Bond | 14 | 48 | 69 | 40 | 171 |
| | Madison | 236 | 662 | 700 | 7 | 1,605 |
| 3rd Circuit Total | | 250 | 710 | 769 | 47 | 1,776 |
| 4th | Christian | 52 | 152 | 114 | 1 | 319 |
| | Clay | 11 | 17 | 33 | 105 | 166 |
| | Clinton | 17 | 66 | 52 | 19 | 154 |
| | Effingham | 45 | 119 | 125 | 49 | 338 |
| | Fayette | 18 | 52 | 26 | 187 | 283 |
| | Jasper | 6 | 13 | 79 | 54 | 152 |
| | Marion | 41 | 99 | 240 | 165 | 545 |
| | Montgomery | 7 | 51 | 52 | 116 | 226 |
| | Shelby | 5 | 17 | 86 | 10 | 118 |
| 4th Circuit Total | | 202 | 586 | 807 | 706 | 2,301 |
| 5th | Clark | 12 | 30 | 32 | 34 | 108 |
| | Coles | 95 | 320 | 211 | 73 | 699 |
| | Cumberland | 5 | 9 | 21 | 23 | 58 |
| | Edgar | 1 | 28 | 122 | 13 | 164 |
| | Vermilion | 155 | 317 | 153 | 38 | 663 |
| 5th Circuit Total | | 268 | 704 | 539 | 181 | 1,692 |

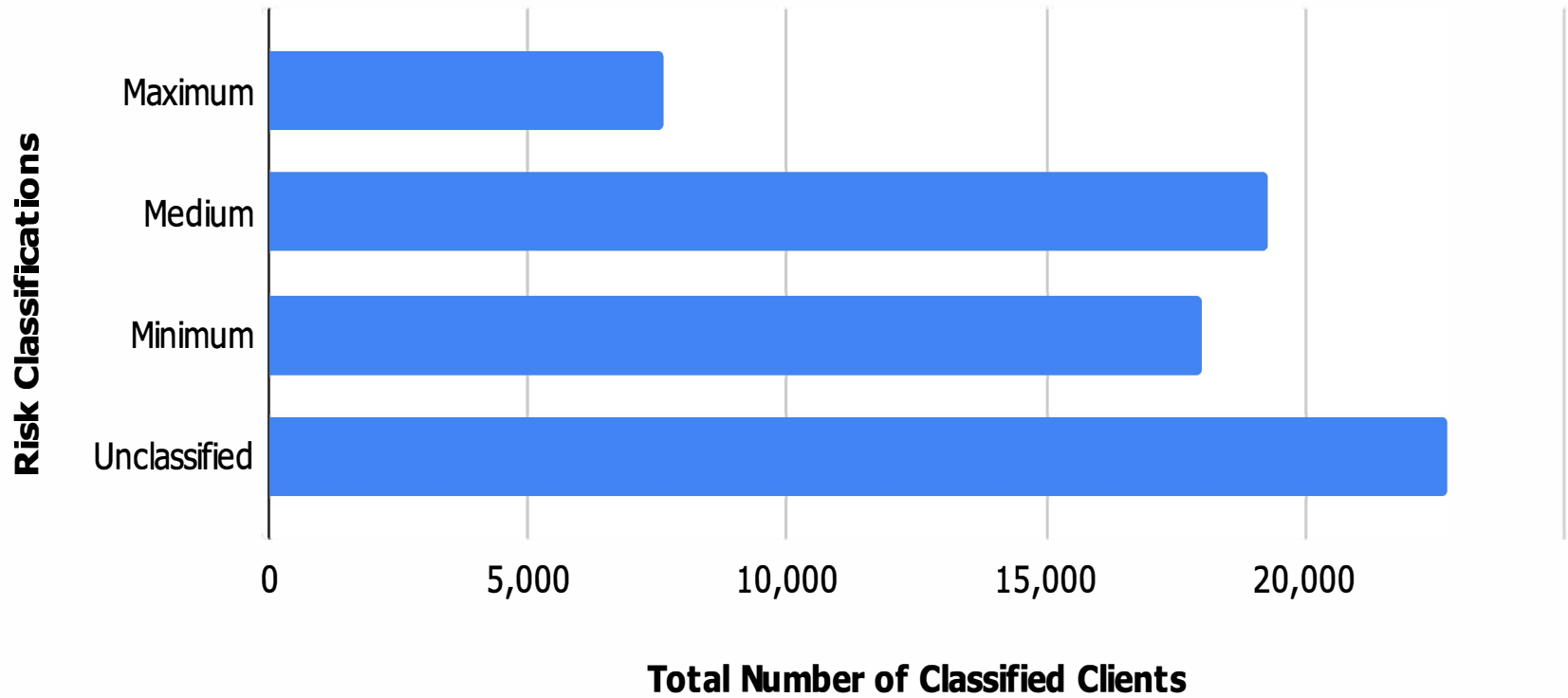
ADULT RISK CLASSIFICATION - AS OF DECEMBER 31, 2020

| Circuit | County | Maximum | Medium | Minimum | Unclassified | Total |
|---------------------------|--------------------------|--------------|--------------|--------------|--------------|--------------|
| 6th | Champaign | 161 | 520 | 456 | 119 | 1,256 |
| | DeWitt | 2 | 6 | 34 | 59 | 101 |
| | Douglas | 13 | 33 | 95 | 46 | 187 |
| | Macon | 185 | 593 | 410 | 9 | 1,197 |
| | Moultrie | 4 | 36 | 74 | 49 | 163 |
| | Piatt | 7 | 57 | 60 | 6 | 130 |
| 6th Circuit Total | | 372 | 1,245 | 1,129 | 288 | 3,034 |
| 7th | Greene | 13 | 46 | 35 | 54 | 148 |
| | Jersey | 4 | 25 | 40 | 71 | 140 |
| | Macoupin | 31 | 126 | 111 | 125 | 393 |
| | Morgan | 41 | 135 | 131 | 72 | 379 |
| | Sangamon | 185 | 486 | 166 | 129 | 966 |
| | Scott | 0 | 15 | 18 | 32 | 65 |
| 7th Circuit Total | | 274 | 833 | 501 | 483 | 2,091 |
| 8th | Adams | 141 | 220 | 140 | 169 | 670 |
| | Brown | 0 | 11 | 13 | 7 | 31 |
| | Calhoun | 0 | 0 | 0 | 23 | 23 |
| | Cass | 6 | 8 | 24 | 75 | 113 |
| | Mason | 9 | 28 | 37 | 47 | 121 |
| | Menard | 5 | 8 | 14 | 5 | 32 |
| | Pike | 1 | 13 | 68 | 210 | 292 |
| | Schuyler | 1 | 23 | 37 | 13 | 74 |
| | 8th Circuit Total | 163 | 311 | 333 | 549 | 1,356 |
| 9th | Fulton | 41 | 56 | 32 | 0 | 129 |
| | Hancock | 5 | 30 | 28 | 1 | 64 |
| | Henderson | 3 | 9 | 17 | 0 | 29 |
| | Knox | 71 | 116 | 122 | 0 | 309 |
| | McDonough | 19 | 20 | 45 | 0 | 84 |
| | Warren | 9 | 24 | 31 | 0 | 64 |
| 9th Circuit Total | 148 | 255 | 275 | 1 | 679 | |
| 10th | Marshall | 1 | 6 | 24 | 22 | 53 |
| | Peoria | 232 | 876 | 130 | 71 | 1,309 |
| | Putnam | 1 | 1 | 14 | 7 | 23 |
| | Stark | 2 | 12 | 2 | 3 | 19 |
| | Tazewell | 386 | 125 | 49 | 74 | 634 |
| 10th Circuit Total | 622 | 1,020 | 219 | 177 | 2,038 | |
| 11th | Ford | 14 | 29 | 73 | 63 | 179 |
| | Livingston | 9 | 55 | 61 | 73 | 198 |
| | Logan | 26 | 81 | 80 | 4 | 191 |
| | McLean | 150 | 392 | 360 | 25 | 927 |
| | Woodford | 1 | 26 | 77 | 173 | 277 |
| 11th Circuit Total | 200 | 583 | 651 | 338 | 1,772 | |
| 12th | Will | 211 | 682 | 381 | 3 | 1,277 |

ADULT RISK CLASSIFICATION - AS OF DECEMBER 31, 2020

| Circuit | County | Maximum | Medium | Minimum | Unclassified | Total |
|---------------------------|----------------|--------------|---------------|---------------|---------------|---------------|
| 13th | Bureau | 0 | 9 | 19 | 151 | 179 |
| | Grundy | 1 | 11 | 91 | 71 | 174 |
| | LaSalle | 10 | 214 | 158 | 78 | 460 |
| 13th Circuit Total | | 11 | 234 | 268 | 300 | 813 |
| 14th | Henry | 47 | 80 | 43 | 1 | 171 |
| | Mercer | 2 | 57 | 7 | 0 | 66 |
| | Rock Island | 85 | 348 | 722 | 152 | 1,307 |
| | Whiteside | 89 | 166 | 179 | 0 | 434 |
| 14th Circuit Total | | 223 | 651 | 951 | 153 | 1,978 |
| 15th | Carroll | 4 | 23 | 10 | 40 | 77 |
| | Jo Daviess | 19 | 46 | 25 | 22 | 112 |
| | Lee | 30 | 77 | 109 | 46 | 262 |
| | Ogle | 7 | 39 | 124 | 44 | 214 |
| | Stephenson | 80 | 169 | 55 | 82 | 386 |
| 15th Circuit Total | | 140 | 354 | 323 | 234 | 1,051 |
| 16th | Kane | 339 | 642 | 884 | 94 | 1,959 |
| 17th | Boone | 13 | 65 | 171 | 15 | 264 |
| | Winnebago | 629 | 1,047 | 235 | 293 | 2,204 |
| 17th Circuit Total | | 642 | 1,112 | 406 | 308 | 2,468 |
| 18th | DuPage | 783 | 1,023 | 988 | 54 | 2,848 |
| 19th | Lake | 241 | 918 | 493 | 158 | 1,810 |
| 20th | Monroe | 3 | 21 | 21 | 158 | 203 |
| | Perry | 0 | 21 | 25 | 109 | 155 |
| | Randolph | 24 | 97 | 19 | 24 | 164 |
| | St. Clair | 543 | 837 | 237 | 214 | 1,831 |
| | Washington | 1 | 8 | 14 | 33 | 56 |
| 20th Circuit Total | | 571 | 984 | 316 | 538 | 2,409 |
| 21st | Iroquois | 13 | 76 | 36 | 60 | 185 |
| | Kankakee | 193 | 247 | 70 | 0 | 510 |
| 21st Circuit Total | | 206 | 323 | 106 | 60 | 695 |
| 22nd | McHenry | 37 | 227 | 400 | 81 | 745 |
| 23rd | DeKalb | 45 | 120 | 84 | 95 | 344 |
| | Kendall | 14 | 166 | 160 | 57 | 397 |
| 23rd Circuit Total | | 59 | 286 | 244 | 152 | 741 |
| Cook | Adult | 994 | 4,421 | 4,172 | 13,032 | 22,619 |
| | Social Service | 398 | 198 | 1,459 | 3,606 | 5,661 |
| Cook County Total | | 1,392 | 4,619 | 5,631 | 16,638 | 28,280 |
| Statewide Total | | 7,625 | 19,287 | 18,021 | 22,742 | 67,675 |

Adult Risk Classifications



ACTIVE JUVENILE CASELOAD- AS OF DECEMBER 31, 2020

| Circuit | County | Probation | Supervision | CUS | Informal | Other | Total | Admin. |
|--------------------------|--------------------------|------------|-------------|------------|-----------|----------|------------|------------|
| 1st | Alexander | 4 | 0 | 3 | 0 | 0 | 7 | 0 |
| | Jackson | 22 | 0 | 13 | 0 | 4 | 39 | 0 |
| | Johnson | 9 | 3 | 1 | 12 | 1 | 26 | 3 |
| | Massac | 10 | 1 | 0 | 2 | 0 | 13 | 6 |
| | Pope | 2 | 1 | 0 | 0 | 0 | 3 | 4 |
| | Pulaski | 1 | 2 | 0 | 0 | 0 | 3 | 0 |
| | Saline | 3 | 1 | 0 | 2 | 0 | 6 | 2 |
| | Union | 2 | 1 | 2 | 0 | 0 | 5 | 12 |
| | Williamson | 13 | 0 | 7 | 11 | 0 | 31 | 7 |
| 1st Circuit Total | | 66 | 9 | 26 | 27 | 5 | 133 | 34 |
| 2nd | Crawford | 7 | 0 | 0 | 0 | 0 | 7 | 0 |
| | Edwards | 10 | 0 | 0 | 0 | 0 | 10 | 6 |
| | Franklin | 17 | 0 | 7 | 4 | 1 | 29 | 3 |
| | Gallatin | 1 | 0 | 5 | 0 | 0 | 6 | 0 |
| | Hamilton | 4 | 0 | 0 | 0 | 0 | 4 | 0 |
| | Hardin | 1 | 0 | 3 | 0 | 0 | 4 | 0 |
| | Jefferson | 11 | 6 | 2 | 0 | 0 | 19 | 0 |
| | Lawrence | 10 | 2 | 0 | 0 | 0 | 12 | 2 |
| | Richland | 25 | 0 | 2 | 0 | 0 | 27 | 4 |
| | Wabash | 14 | 0 | 0 | 0 | 0 | 14 | 8 |
| | Wayne | 8 | 0 | 3 | 0 | 0 | 11 | 2 |
| | White | 14 | 2 | 0 | 0 | 0 | 16 | 8 |
| | 2nd Circuit Total | | 122 | 10 | 22 | 4 | 1 | 159 |
| 3rd | Bond | 3 | 0 | 5 | 2 | 0 | 10 | 6 |
| | Madison | 42 | 1 | 96 | 31 | 0 | 170 | 19 |
| 3rd Circuit Total | | 45 | 1 | 101 | 33 | 0 | 180 | 25 |
| 4th | Christian | 33 | 0 | 11 | 0 | 0 | 44 | 7 |
| | Clay | 12 | 1 | 7 | 1 | 0 | 21 | 3 |
| | Clinton | 23 | 0 | 11 | 0 | 0 | 34 | 8 |
| | Effingham | 15 | 0 | 18 | 0 | 0 | 33 | 14 |
| | Fayette | 10 | 0 | 7 | 1 | 2 | 20 | 1 |
| | Jasper | 11 | 2 | 2 | 0 | 0 | 15 | 0 |
| | Marion | 14 | 0 | 8 | 0 | 0 | 22 | 8 |
| | Montgomery | 0 | 1 | 4 | 2 | 0 | 7 | 12 |
| | Shelby | 10 | 1 | 6 | 1 | 0 | 18 | 2 |
| 4th Circuit Total | | 128 | 5 | 74 | 5 | 2 | 214 | 55 |
| 5th | Clark | 8 | 1 | 0 | 0 | 0 | 9 | 4 |
| | Coles | 25 | 3 | 0 | 3 | 0 | 31 | 10 |
| | Cumberland | 4 | 0 | 0 | 0 | 0 | 4 | 4 |
| | Edgar | 8 | 0 | 0 | 0 | 0 | 8 | 6 |
| | Vermilion | 39 | 0 | 13 | 0 | 0 | 52 | 0 |
| 5th Circuit Total | | 84 | 4 | 13 | 3 | 0 | 104 | 24 |

ACTIVE JUVENILE CASELOAD - AS OF DECEMBER 31, 2020

| Circuit | County | Probation | Supervision | CUS | Informal | Other | Total | Admin. |
|---------------------------|-------------|------------|-------------|------------|-----------|----------|------------|-----------|
| 6th | Champaign | 65 | 0 | 3 | 3 | 0 | 71 | 7 |
| | DeWitt | 6 | 1 | 0 | 0 | 0 | 7 | 5 |
| | Douglas | 3 | 7 | 1 | 2 | 0 | 13 | 0 |
| | Macon | 54 | 0 | 33 | 0 | 0 | 87 | 3 |
| | Moultrie | 8 | 9 | 0 | 1 | 0 | 18 | 2 |
| | Piatt | 6 | 5 | 0 | 1 | 0 | 12 | 0 |
| 6th Circuit Total | | 142 | 22 | 37 | 7 | 0 | 208 | 17 |
| 7th | Greene | 3 | 4 | 1 | 0 | 0 | 8 | 1 |
| | Jersey | 16 | 6 | 5 | 2 | 0 | 29 | 6 |
| | Macoupin | 6 | 2 | 19 | 0 | 0 | 27 | 3 |
| | Morgan | 12 | 0 | 0 | 17 | 0 | 29 | 2 |
| | Sangamon | 106 | 33 | 25 | 0 | 0 | 164 | 4 |
| | Scott | 4 | 0 | 0 | 0 | 0 | 4 | 0 |
| 7th Circuit Total | | 147 | 45 | 50 | 19 | 0 | 261 | 16 |
| 8th | Adams | 30 | 0 | 5 | 2 | 2 | 39 | 2 |
| | Brown | 1 | 0 | 0 | 0 | 0 | 1 | 0 |
| | Calhoun | 0 | 0 | 0 | 0 | 0 | 0 | 1 |
| | Cass | 2 | 3 | 3 | 0 | 1 | 9 | 0 |
| | Mason | 9 | 0 | 10 | 0 | 0 | 19 | 3 |
| | Menard | 0 | 0 | 0 | 0 | 0 | 0 | 0 |
| | Pike | 5 | 0 | 16 | 0 | 0 | 21 | 3 |
| | Schuyler | 0 | 2 | 0 | 0 | 0 | 2 | 0 |
| 8th Circuit Total | | 47 | 5 | 34 | 2 | 3 | 91 | 9 |
| 9th | Fulton | 8 | 0 | 17 | 3 | 0 | 28 | 1 |
| | Hancock | 2 | 0 | 7 | 4 | 0 | 13 | 2 |
| | Henderson | 2 | 0 | 2 | 2 | 0 | 6 | 1 |
| | Knox | 15 | 0 | 13 | 8 | 0 | 36 | 3 |
| | McDonough | 17 | 1 | 10 | 2 | 0 | 30 | 5 |
| | Warren | 2 | 0 | 1 | 5 | 0 | 8 | 0 |
| 9th Circuit Total | | 46 | 1 | 50 | 24 | 0 | 121 | 12 |
| 10th | Marshall | 0 | 0 | 0 | 0 | 0 | 0 | 2 |
| | Peoria | 273 | 0 | 31 | 1 | 8 | 313 | 0 |
| | Putnam | 1 | 2 | 0 | 0 | 0 | 3 | 0 |
| | Stark | 0 | 1 | 0 | 0 | 0 | 1 | 1 |
| | Tazewell | 51 | 0 | 32 | 10 | 0 | 93 | 7 |
| 10th Circuit Total | | 325 | 3 | 63 | 11 | 8 | 410 | 10 |
| 11th | Ford | 2 | 1 | 2 | 2 | 0 | 7 | 0 |
| | Livingston | 16 | 0 | 4 | 8 | 0 | 28 | 1 |
| | Logan | 12 | 3 | 5 | 0 | 0 | 20 | 5 |
| | McLean | 72 | 0 | 8 | 2 | 0 | 82 | 3 |
| | Woodford | 36 | 0 | 4 | 0 | 1 | 41 | 0 |
| 11th Circuit Total | | 138 | 4 | 23 | 12 | 1 | 178 | 9 |
| 12th | Will | 122 | 0 | 108 | 16 | 0 | 246 | 19 |

ACTIVE JUVENILE CASELOAD - AS OF DECEMBER 31, 2020

| Circuit | County | Probation | Supervision | CUS | Informal | Other | Total | Admin. |
|---------------------------|-----------------|--------------|-------------|--------------|------------|-----------|--------------|------------|
| 13th | Bureau | 26 | 2 | 3 | 2 | 0 | 33 | 3 |
| | Grundy | 13 | 2 | 1 | 1 | 0 | 17 | 5 |
| | LaSalle | -115 | 0 | 40 | 226 | 1 | 152 | 43 |
| 13th Circuit Total | | -76 | 4 | 44 | 229 | 1 | 202 | 51 |
| 14th | Henry | 23 | 0 | 4 | 23 | 0 | 50 | 68 |
| | Mercer | 3 | 0 | 3 | 0 | 0 | 6 | 0 |
| | Rock Island | 41 | 0 | 35 | 45 | 0 | 121 | 25 |
| | Whiteside | 17 | 9 | 0 | 4 | 0 | 30 | 6 |
| 14th Circuit Total | | 84 | 9 | 42 | 72 | 0 | 207 | 99 |
| 15th | Carroll | 3 | 0 | 0 | 2 | 0 | 5 | 0 |
| | Jo Daviess | 0 | 0 | 0 | 4 | 0 | 4 | 0 |
| | Lee | 9 | 0 | 1 | 0 | 3 | 13 | 2 |
| | Ogle | 17 | 10 | 0 | 3 | 0 | 30 | 1 |
| | Stephenson | 40 | 0 | 7 | 0 | 2 | 49 | 6 |
| 15th Circuit Total | | 69 | 10 | 8 | 9 | 5 | 101 | 9 |
| 16th | Kane | 164 | 0 | 44 | 35 | 0 | 243 | 1 |
| 17th | Boone | 38 | 0 | 17 | 1 | 0 | 56 | 3 |
| | Winnebago | 286 | 0 | 53 | 12 | 5 | 356 | 25 |
| 17th Circuit Total | | 324 | 0 | 70 | 13 | 5 | 412 | 28 |
| 18th | DuPage | 81 | 1 | 108 | 75 | 0 | 265 | 37 |
| 19th | Lake | 56 | 0 | 80 | 7 | 0 | 143 | 6 |
| 20th | Monroe | 3 | 0 | 2 | 0 | 0 | 5 | 2 |
| | Perry | 4 | 0 | 6 | 0 | 0 | 10 | 0 |
| | Randolph | 8 | 0 | 4 | 0 | 0 | 12 | 0 |
| | St. Clair | 93 | 48 | 0 | 0 | 0 | 141 | 34 |
| | Washington | 6 | 0 | 2 | 0 | 0 | 8 | 5 |
| 20th Circuit Total | | 114 | 48 | 14 | 0 | 0 | 176 | 41 |
| 21st | Iroquois | 18 | 1 | 0 | 2 | 0 | 21 | 1 |
| | Kankakee | 72 | 0 | 14 | 5 | 0 | 91 | 0 |
| 21st Circuit Total | | 90 | 1 | 14 | 7 | 0 | 112 | 1 |
| 22nd | McHenry | 29 | 0 | 70 | 21 | 0 | 120 | 7 |
| 23rd | DeKalb | 20 | 0 | 10 | 0 | 3 | 33 | 10 |
| | Kendall | 83 | 0 | 70 | 14 | 0 | 167 | 15 |
| 23rd Circuit Total | | 103 | 0 | 80 | 14 | 3 | 200 | 25 |
| Cook | Juvenile | 728 | 165 | 11 | 177 | 0 | 1,081 | 10 |
| Statewide Total | | 3,178 | 347 | 1,186 | 822 | 34 | 5,567 | 578 |

Statewide Active Juvenile Caseload

Supervision

6.2%

Informal

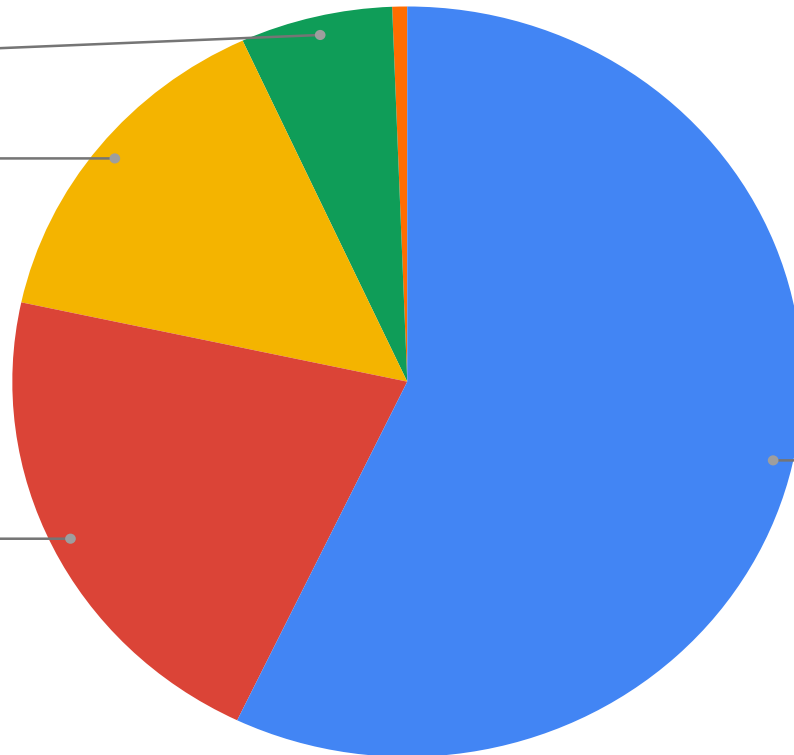
14.8%

CUS

21.3%

Probation

57.1%



JUVENILE INVESTIGATIONS REPORT - TOTALS FOR THE YEAR 2020

| Circuit | County | Social History | Adoption | Contested Custody | Supplemental Social Hist. | Intake Screening | Other | Total |
|--------------------------|------------|----------------|----------|-------------------|---------------------------|------------------|-----------|------------|
| 1st | Alexander | 1 | 0 | 0 | 0 | 0 | 0 | 1 |
| | Jackson | 9 | 0 | 0 | 0 | 4 | 0 | 13 |
| | Johnson | 1 | 0 | 0 | 0 | 0 | 0 | 1 |
| | Massac | 1 | 0 | 0 | 0 | 0 | 0 | 1 |
| | Pope | 0 | 0 | 0 | 0 | 0 | 0 | 0 |
| | Pulaski | 0 | 0 | 0 | 0 | 0 | 0 | 0 |
| | Saline | 2 | 0 | 0 | 0 | 17 | 0 | 19 |
| | Union | 1 | 0 | 0 | 0 | 4 | 0 | 5 |
| | Williamson | 7 | 0 | 0 | 0 | 74 | 0 | 81 |
| 1st Circuit Total | | 22 | 0 | 0 | 0 | 99 | 0 | 121 |
| 2nd | Crawford | 0 | 0 | 0 | 0 | 0 | 0 | 0 |
| | Edwards | 2 | 0 | 0 | 0 | 0 | 0 | 2 |
| | Franklin | 2 | 0 | 0 | 0 | 0 | 0 | 2 |
| | Gallatin | 0 | 0 | 0 | 0 | 0 | 0 | 0 |
| | Hamilton | 1 | 0 | 0 | 0 | 0 | 0 | 1 |
| | Hardin | 0 | 0 | 0 | 0 | 0 | 0 | 0 |
| | Jefferson | 1 | 0 | 0 | 0 | 0 | 0 | 1 |
| | Lawrence | 0 | 0 | 0 | 0 | 0 | 0 | 0 |
| | Richland | 1 | 0 | 0 | 0 | 0 | 0 | 1 |
| | Wabash | 0 | 0 | 0 | 0 | 0 | 0 | 0 |
| | Wayne | 3 | 1 | 0 | 2 | 0 | 0 | 6 |
| | White | 0 | 0 | 0 | 0 | 0 | 0 | 0 |
| 2nd Circuit Total | | 10 | 1 | 0 | 2 | 0 | 0 | 13 |
| 3rd | Bond | 1 | 0 | 0 | 0 | 0 | 2 | 3 |
| | Madison | 13 | 0 | 0 | 0 | 140 | 0 | 153 |
| 3rd Circuit Total | | 14 | 0 | 0 | 0 | 140 | 2 | 156 |
| 4th | Christian | 2 | 0 | 0 | 1 | 12 | 2 | 17 |
| | Clay | 0 | 0 | 0 | 0 | 0 | 0 | 0 |
| | Clinton | 6 | 0 | 0 | 0 | 0 | 9 | 15 |
| | Effingham | 0 | 0 | 0 | 0 | 0 | 0 | 0 |
| | Fayette | 2 | 0 | 0 | 0 | 0 | 1 | 3 |
| | Jasper | 0 | 0 | 0 | 0 | 0 | 0 | 0 |
| | Marion | 7 | 0 | 0 | 0 | 0 | 0 | 7 |
| | Montgomery | 0 | 0 | 0 | 0 | 0 | 0 | 0 |
| | Shelby | 2 | 0 | 0 | 0 | 0 | 0 | 2 |
| 4th Circuit Total | | 19 | 0 | 0 | 1 | 12 | 12 | 44 |
| 5th | Clark | 0 | 0 | 0 | 0 | 0 | 0 | 0 |
| | Coles | 0 | 0 | 0 | 0 | 0 | 0 | 0 |
| | Cumberland | 0 | 0 | 0 | 0 | 0 | 0 | 0 |
| | Edgar | 2 | 0 | 0 | 0 | 0 | 0 | 2 |
| | Vermilion | 35 | 0 | 0 | 0 | 0 | 1 | 36 |
| 5th Circuit Total | | 37 | 0 | 0 | 0 | 0 | 1 | 38 |

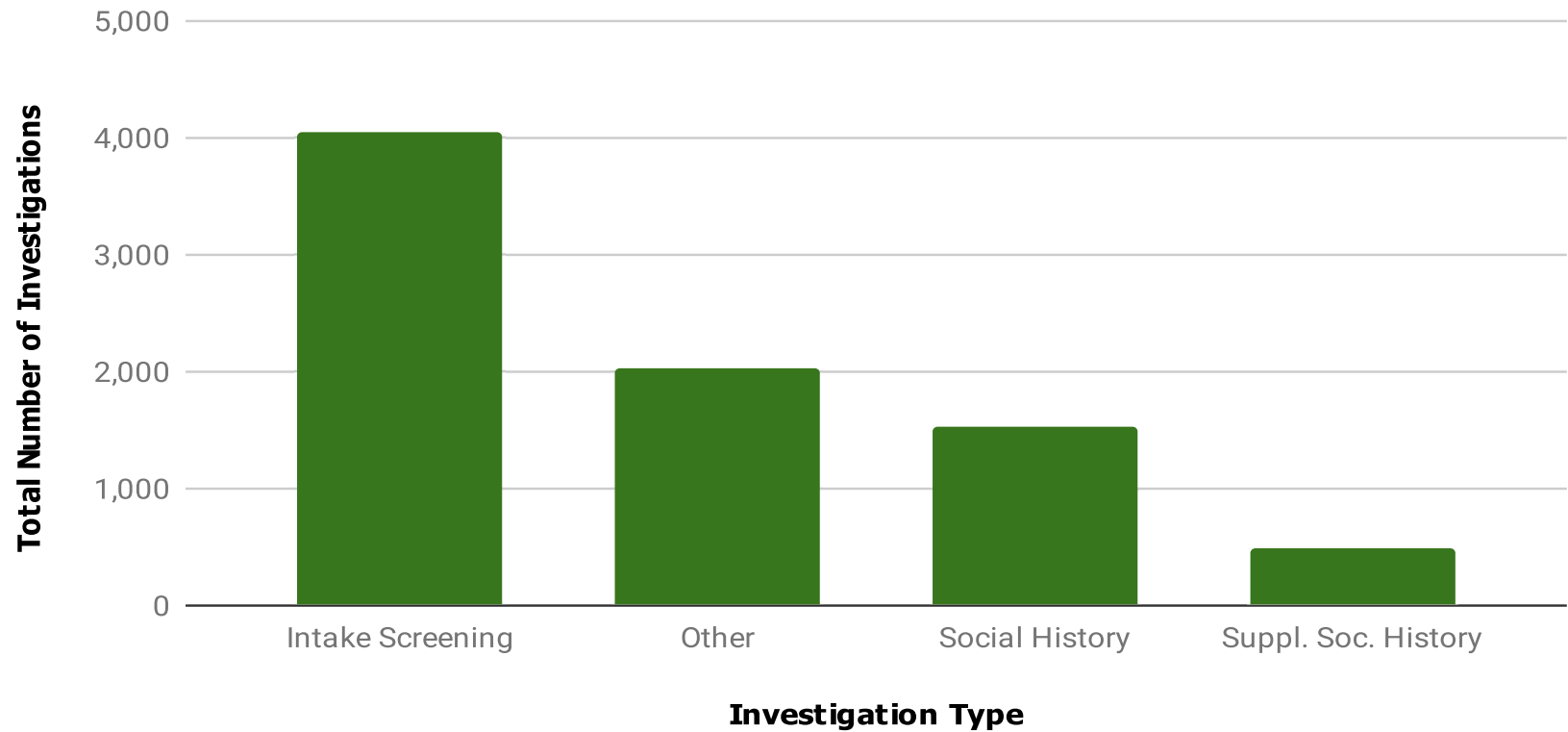
JUVENILE INVESTIGATIONS REPORT - TOTALS FOR THE YEAR 2020

| Circuit | County | Social History | Adoption | Contested Custody | Supplemental Social Hist. | Intake Screening | Other | Total |
|---------------------------|--------------------------|----------------|-----------|-------------------|---------------------------|------------------|------------|--------------|
| 6th | Champaign | 84 | 0 | 0 | 15 | 0 | 67 | 166 |
| | DeWitt | 5 | 0 | 0 | 0 | 0 | 0 | 5 |
| | Douglas | 0 | 0 | 0 | 0 | 0 | 0 | 0 |
| | Macon | 9 | 0 | 0 | 1 | 0 | 2 | 12 |
| | Moultrie | 1 | 0 | 0 | 0 | 0 | 0 | 1 |
| | Piatt | 2 | 0 | 0 | 0 | 0 | 0 | 2 |
| 6th Circuit Total | | 101 | 0 | 0 | 16 | 0 | 69 | 186 |
| 7th | Greene | 0 | 0 | 0 | 0 | 0 | 0 | 0 |
| | Jersey | 2 | 0 | 0 | 0 | 0 | 0 | 2 |
| | Macoupin | 2 | 0 | 0 | 0 | 0 | 0 | 2 |
| | Morgan | 4 | 0 | 0 | 4 | 75 | 2 | 85 |
| | Sangamon | 24 | 0 | 0 | 0 | 288 | 402 | 714 |
| | Scott | 0 | 0 | 0 | 0 | 0 | 0 | 0 |
| 7th Circuit Total | | 32 | 0 | 0 | 4 | 363 | 404 | 803 |
| 8th | Adams | 31 | 0 | 0 | 19 | 0 | 0 | 50 |
| | Brown | 0 | 0 | 0 | 0 | 0 | 0 | 0 |
| | Calhoun | 0 | 0 | 0 | 0 | 0 | 0 | 0 |
| | Cass | 0 | 0 | 0 | 0 | 0 | 0 | 0 |
| | Mason | 2 | 0 | 0 | 0 | 0 | 14 | 16 |
| | Menard | 0 | 0 | 0 | 0 | 0 | 0 | 0 |
| | Pike | 3 | 0 | 0 | 0 | 0 | 0 | 3 |
| | Schuyler | 0 | 0 | 0 | 0 | 0 | 0 | 0 |
| | 8th Circuit Total | | 36 | 0 | 0 | 19 | 0 | 14 |
| 9th | Fulton | 2 | 0 | 0 | 0 | 29 | 12 | 43 |
| | Hancock | 1 | 0 | 0 | 0 | 12 | 4 | 17 |
| | Henderson | 0 | 0 | 0 | 0 | 2 | 2 | 4 |
| | Knox | 4 | 0 | 0 | 0 | 13 | 34 | 51 |
| | McDonough | 6 | 0 | 0 | 0 | 58 | 24 | 88 |
| | Warren | 1 | 0 | 0 | 0 | 11 | 4 | 16 |
| 9th Circuit Total | | 14 | 0 | 0 | 0 | 125 | 80 | 219 |
| 10th | Marshall | 0 | 0 | 0 | 0 | 0 | 0 | 0 |
| | Peoria | 128 | 0 | 0 | 53 | 0 | 91 | 272 |
| | Putnam | 0 | 0 | 0 | 0 | 0 | 0 | 0 |
| | Stark | 0 | 0 | 0 | 0 | 0 | 0 | 0 |
| | Tazewell | 12 | 0 | 0 | 1 | 82 | 60 | 155 |
| 10th Circuit Total | | 140 | 0 | 0 | 54 | 82 | 151 | 427 |
| 11th | Ford | 1 | 0 | 0 | 0 | 0 | 0 | 1 |
| | Livingston | 2 | 0 | 0 | 0 | 181 | 0 | 183 |
| | Logan | 2 | 0 | 0 | 0 | 0 | 0 | 2 |
| | McLean | 31 | 0 | 0 | 48 | 1,623 | 29 | 1,731 |
| | Woodford | 19 | 0 | 0 | 0 | 0 | 0 | 19 |
| 11th Circuit Total | | 55 | 0 | 0 | 48 | 1,804 | 29 | 1,936 |
| 12th | Will | 8 | 0 | 0 | 1 | 211 | 0 | 220 |

JUVENILE INVESTIGATIONS REPORT - TOTALS FOR THE YEAR 2020

| Circuit | County | Social History | Adoption | Contested Custody | Supplemental Social Hist. | Intake Screening | Other | Total |
|---------------------------|-----------------|----------------|-----------|-------------------|---------------------------|------------------|--------------|--------------|
| 13th | Bureau | 2 | 0 | 0 | 0 | 13 | 0 | 15 |
| | Grundy | 0 | 0 | 0 | 0 | 25 | 0 | 25 |
| | LaSalle | 1 | 0 | 0 | 0 | 52 | 0 | 53 |
| 13th Circuit Total | | 3 | 0 | 0 | 0 | 90 | 0 | 93 |
| 14th | Henry | 3 | 0 | 0 | 0 | 75 | 19 | 97 |
| | Mercer | 1 | 0 | 0 | 0 | 0 | 6 | 7 |
| | Rock Island | 49 | 0 | 0 | 19 | 120 | 167 | 355 |
| | Whiteside | 3 | 0 | 0 | 0 | 18 | 14 | 35 |
| 14th Circuit Total | | 56 | 0 | 0 | 19 | 213 | 206 | 494 |
| 15th | Carroll | 0 | 0 | 0 | 0 | 0 | 0 | 0 |
| | Jo Daviess | 0 | 0 | 0 | 0 | 0 | 4 | 4 |
| | Lee | 0 | 0 | 0 | 0 | 14 | 75 | 89 |
| | Ogle | 0 | 0 | 0 | 0 | 48 | 3 | 51 |
| | Stephenson | 23 | 0 | 0 | 0 | 0 | 0 | 23 |
| 15th Circuit Total | | 23 | 0 | 0 | 0 | 62 | 82 | 167 |
| 16th | Kane | 136 | 0 | 0 | 207 | 77 | 284 | 704 |
| 17th | Boone | 1 | 0 | 0 | 0 | 23 | 0 | 24 |
| | Winnebago | 15 | 0 | 0 | 35 | 493 | 32 | 575 |
| 17th Circuit Total | | 16 | 0 | 0 | 35 | 516 | 32 | 599 |
| 18th | DuPage | 114 | 41 | 0 | 0 | 0 | 171 | 326 |
| 19th | Lake | 141 | 1 | 0 | 17 | 49 | 185 | 393 |
| 20th | Monroe | 0 | 0 | 0 | 0 | 0 | 0 | 0 |
| | Perry | 2 | 0 | 0 | 3 | 0 | 0 | 5 |
| | Randolph | 3 | 0 | 0 | 0 | 0 | 0 | 3 |
| | St. Clair | 7 | 0 | 0 | 2 | 0 | 0 | 9 |
| | Washington | 1 | 0 | 0 | 0 | 0 | 3 | 4 |
| 20th Circuit Total | | 13 | 0 | 0 | 5 | 0 | 3 | 21 |
| 21st | Iroquois | 6 | 0 | 0 | 1 | 9 | 16 | 32 |
| | Kankakee | 8 | 0 | 0 | 1 | 71 | 149 | 229 |
| 21st Circuit Total | | 14 | 0 | 0 | 2 | 80 | 165 | 261 |
| 22nd | McHenry | 59 | 0 | 0 | 1 | 52 | 10 | 122 |
| 23rd | DeKalb | 1 | 0 | 0 | 0 | 0 | 32 | 33 |
| | Kendall | 42 | 0 | 0 | 5 | 66 | 86 | 199 |
| 23rd Circuit Total | | 43 | 0 | 0 | 5 | 66 | 118 | 232 |
| Cook | Juvenile | 412 | 0 | 0 | 58 | 0 | 0 | 470 |
| Statewide Total | | 1,518 | 43 | 0 | 494 | 4,041 | 2,018 | 8,114 |

Statewide Juvenile Investigations



JUVENILE RISK CLASSIFICATION - AS OF DECEMBER 31, 2020

| Circuit | County | Maximum | Medium | Minimum | Unclassified | Total |
|--------------------------|--------------------------|-----------|-----------|-----------|--------------|------------|
| 1st | Alexander | 0 | 3 | 3 | 1 | 7 |
| | Jackson | 2 | 3 | 13 | 21 | 39 |
| | Johnson | 1 | 0 | 3 | 22 | 26 |
| | Massac | 0 | 1 | 8 | 4 | 13 |
| | Pope | 0 | 1 | 0 | 2 | 3 |
| | Pulaski | 0 | 0 | 1 | 2 | 3 |
| | Saline | 0 | 1 | 2 | 3 | 6 |
| | Union | 0 | 1 | 3 | 1 | 5 |
| | Williamson | 1 | 6 | 21 | 3 | 31 |
| 1st Circuit Total | | 4 | 16 | 54 | 59 | 133 |
| 2nd | Crawford | 5 | 2 | 0 | 0 | 7 |
| | Edwards | 0 | 4 | 1 | 5 | 10 |
| | Franklin | 1 | 10 | 12 | 6 | 29 |
| | Gallatin | 0 | 0 | 5 | 1 | 6 |
| | Hamilton | 0 | 1 | 1 | 2 | 4 |
| | Hardin | 0 | 2 | 2 | 0 | 4 |
| | Jefferson | 0 | 0 | 1 | 18 | 19 |
| | Lawrence | 1 | 1 | 9 | 1 | 12 |
| | Richland | 2 | 8 | 11 | 6 | 27 |
| | Wabash | 2 | 5 | 7 | 0 | 14 |
| | Wayne | 1 | 8 | 1 | 1 | 11 |
| | White | 2 | 8 | 6 | 0 | 16 |
| | 2nd Circuit Total | | 14 | 49 | 56 | 40 |
| 3rd | Bond | 0 | 0 | 4 | 6 | 10 |
| | Madison | 7 | 51 | 75 | 37 | 170 |
| 3rd Circuit Total | | 7 | 51 | 79 | 43 | 180 |
| 4th | Christian | 1 | 21 | 22 | 0 | 44 |
| | Clay | 1 | 1 | 5 | 14 | 21 |
| | Clinton | 6 | 16 | 5 | 7 | 34 |
| | Effingham | 3 | 13 | 14 | 3 | 33 |
| | Fayette | 2 | 2 | 6 | 10 | 20 |
| | Jasper | 2 | 1 | 10 | 2 | 15 |
| | Marion | 0 | 6 | 8 | 8 | 22 |
| | Montgomery | 0 | 0 | 6 | 1 | 7 |
| | Shelby | 0 | 1 | 11 | 6 | 18 |
| 4th Circuit Total | | 15 | 61 | 87 | 51 | 214 |
| 5th | Clark | 0 | 0 | 5 | 4 | 9 |
| | Coles | 4 | 11 | 13 | 3 | 31 |
| | Cumberland | 0 | 2 | 1 | 1 | 4 |
| | Edgar | 0 | 0 | 8 | 0 | 8 |
| | Vermilion | 13 | 12 | 27 | 0 | 52 |
| 5th Circuit Total | | 17 | 25 | 54 | 8 | 104 |

JUVENILE RISK CLASSIFICATION - AS OF DECEMBER 31, 2020

| Circuit | County | Maximum | Medium | Minimum | Unclassified | Total |
|---------------------------|-------------|-----------|------------|------------|--------------|------------|
| 6th | Champaign | 1 | 20 | 32 | 18 | 71 |
| | DeWitt | 0 | 0 | 3 | 4 | 7 |
| | Douglas | 0 | 7 | 6 | 0 | 13 |
| | Macon | 10 | 34 | 41 | 2 | 87 |
| | Moultrie | 0 | 0 | 12 | 6 | 18 |
| | Piatt | 1 | 3 | 6 | 2 | 12 |
| 6th Circuit Total | | 12 | 64 | 100 | 32 | 208 |
| 7th | Greene | 1 | 1 | 1 | 5 | 8 |
| | Jersey | 0 | 2 | 16 | 11 | 29 |
| | Macoupin | 0 | 1 | 16 | 10 | 27 |
| | Morgan | 2 | 12 | 9 | 6 | 29 |
| | Sangamon | 19 | 77 | 50 | 18 | 164 |
| | Scott | 0 | 0 | 0 | 4 | 4 |
| 7th Circuit Total | | 22 | 93 | 92 | 54 | 261 |
| 8th | Adams | 2 | 6 | 19 | 12 | 39 |
| | Brown | 0 | 0 | 0 | 1 | 1 |
| | Calhoun | 0 | 0 | 0 | 0 | 0 |
| | Cass | 0 | 0 | 0 | 9 | 9 |
| | Mason | 0 | 0 | 14 | 5 | 19 |
| | Menard | 0 | 0 | 0 | 0 | 0 |
| | Pike | 0 | 0 | 10 | 11 | 21 |
| | Schuyler | 0 | 0 | 2 | 0 | 2 |
| 8th Circuit Total | | 2 | 6 | 45 | 38 | 91 |
| 9th | Fulton | 0 | 6 | 18 | 4 | 28 |
| | Hancock | 0 | 9 | 4 | 0 | 13 |
| | Henderson | 0 | 5 | 1 | 0 | 6 |
| | Knox | 1 | 17 | 13 | 5 | 36 |
| | McDonough | 1 | 15 | 9 | 5 | 30 |
| | Warren | 0 | 5 | 3 | 0 | 8 |
| 9th Circuit Total | | 2 | 57 | 48 | 14 | 121 |
| 10th | Marshall | 0 | 0 | 0 | 0 | 0 |
| | Peoria | 58 | 125 | 91 | 39 | 313 |
| | Putnam | 0 | 0 | 1 | 2 | 3 |
| | Stark | 0 | 1 | 0 | 0 | 1 |
| | Tazewell | 11 | 47 | 27 | 8 | 93 |
| 10th Circuit Total | | 69 | 173 | 119 | 49 | 410 |
| 11th | Ford | 1 | 2 | 4 | 0 | 7 |
| | Livingston | 1 | 7 | 11 | 9 | 28 |
| | Logan | 0 | 3 | 16 | 1 | 20 |
| | McLean | 16 | 38 | 26 | 2 | 82 |
| | Woodford | 2 | 4 | 11 | 24 | 41 |
| 11th Circuit Total | | 20 | 54 | 68 | 36 | 178 |
| 12th | Will | 28 | 89 | 129 | 0 | 246 |

JUVENILE RISK CLASSIFICATION - AS OF DECEMBER 31, 2020

| Circuit | County | Maximum | Medium | Minimum | Unclassified | Total |
|---------------------------|-----------------|------------|--------------|--------------|--------------|--------------|
| 13th | Bureau | 1 | 5 | 12 | 15 | 33 |
| | Grundy | 0 | 3 | 4 | 10 | 17 |
| | LaSalle | 2 | 59 | 11 | 40 | 112 |
| 13th Circuit Total | | 3 | 67 | 27 | 65 | 162 |
| 14th | Henry | 4 | 32 | 9 | 5 | 50 |
| | Mercer | 0 | 3 | 3 | 0 | 6 |
| | Rock Island | 25 | 57 | 26 | 13 | 121 |
| | Whiteside | 0 | 12 | 18 | 0 | 30 |
| 14th Circuit Total | | 29 | 104 | 56 | 18 | 207 |
| 15th | Carroll | 1 | 0 | 2 | 2 | 5 |
| | Jo Daviess | 0 | 0 | 4 | 0 | 4 |
| | Lee | 1 | 7 | 3 | 2 | 13 |
| | Ogle | 3 | 7 | 13 | 7 | 30 |
| | Stephenson | 7 | 25 | 10 | 7 | 49 |
| 15th Circuit Total | | 12 | 39 | 32 | 18 | 101 |
| 16th | Kane | 45 | 84 | 100 | 14 | 243 |
| 17th | Boone | 5 | 25 | 26 | 0 | 56 |
| | Winnebago | 59 | 199 | 59 | 39 | 356 |
| 17th Circuit Total | | 64 | 224 | 85 | 39 | 412 |
| 18th | DuPage | 29 | 95 | 66 | 75 | 265 |
| 19th | Lake | 16 | 84 | 40 | 3 | 143 |
| 20th | Monroe | 0 | 0 | 0 | 5 | 5 |
| | Perry | 0 | 1 | 0 | 9 | 10 |
| | Randolph | 4 | 2 | 1 | 5 | 12 |
| | St. Clair | 8 | 56 | 66 | 11 | 141 |
| | Washington | 0 | 0 | 0 | 8 | 8 |
| 20th Circuit Total | | 12 | 59 | 67 | 38 | 176 |
| 21st | Iroquois | 7 | 11 | 2 | 1 | 21 |
| | Kankakee | 6 | 54 | 31 | 0 | 91 |
| 21st Circuit Total | | 13 | 65 | 33 | 1 | 112 |
| 22nd | McHenry | 4 | 36 | 64 | 16 | 120 |
| 23rd | DeKalb | 5 | 15 | 8 | 5 | 33 |
| | Kendall | 5 | 60 | 87 | 15 | 167 |
| 23rd Circuit Total | | 10 | 75 | 95 | 20 | 200 |
| Cook | Juvenile | 90 | 320 | 404 | 267 | 1,081 |
| Statewide Total | | 539 | 1,990 | 2,000 | 998 | 5,527 |

Juvenile Risk Classification



JUVENILE PETITIONS CONTINUED UNDER SUPERVISION/ ADJUDICATIONS - TOTALS FOR THE YEAR 2020

| Circuit | County | Continued Under Supervision | | Adjudication | | Total |
|--------------------------|--------------------------|-----------------------------|----------|--------------|-----------|------------|
| | | Delinquency | Truancy | Delinquency | Truancy | |
| 1st | Alexander | 0 | 0 | 4 | 0 | 4 |
| | Jackson | 0 | 0 | 14 | 0 | 14 |
| | Johnson | 3 | 0 | 7 | 0 | 10 |
| | Massac | 0 | 0 | 7 | 0 | 7 |
| | Pope | 4 | 0 | 3 | 0 | 7 |
| | Pulaski | 0 | 0 | 0 | 0 | 0 |
| | Saline | 1 | 0 | 6 | 0 | 7 |
| | Union | 10 | 0 | 4 | 0 | 14 |
| | Williamson | 5 | 0 | 16 | 0 | 21 |
| 1st Circuit Total | | 23 | 0 | 61 | 0 | 84 |
| 2nd | Crawford | 0 | 0 | 0 | 0 | 0 |
| | Edwards | 0 | 0 | 4 | 0 | 4 |
| | Franklin | 0 | 0 | 0 | 0 | 0 |
| | Gallatin | 1 | 0 | 0 | 0 | 1 |
| | Hamilton | 0 | 0 | 0 | 0 | 0 |
| | Hardin | 1 | 0 | 0 | 0 | 1 |
| | Jefferson | 5 | 0 | 6 | 0 | 11 |
| | Lawrence | 0 | 0 | 3 | 0 | 3 |
| | Richland | 1 | 0 | 5 | 0 | 6 |
| | Wabash | 0 | 0 | 0 | 0 | 0 |
| | Wayne | 1 | 0 | 2 | 0 | 3 |
| | White | 0 | 0 | 0 | 0 | 0 |
| | 2nd Circuit Total | | 9 | 0 | 20 | 0 |
| 3rd | Bond | 1 | 0 | 5 | 0 | 6 |
| | Madison | 64 | 0 | 74 | 0 | 138 |
| 3rd Circuit Total | | 65 | 0 | 79 | 0 | 144 |
| 4th | Christian | 5 | 0 | 14 | 0 | 19 |
| | Clay | 6 | 0 | 5 | 0 | 11 |
| | Clinton | 10 | 0 | 21 | 0 | 31 |
| | Effingham | 12 | 0 | 12 | 0 | 24 |
| | Fayette | 4 | 0 | 7 | 0 | 11 |
| | Jasper | 16 | 0 | 10 | 0 | 26 |
| | Marion | 5 | 0 | 16 | 0 | 21 |
| | Montgomery | 4 | 0 | 3 | 0 | 7 |
| | Shelby | 4 | 0 | 8 | 0 | 12 |
| 4th Circuit Total | | 66 | 0 | 96 | 0 | 162 |
| 5th | Clark | 0 | 0 | 7 | 1 | 8 |
| | Coles | 2 | 0 | 24 | 0 | 26 |
| | Cumberland | 0 | 0 | 3 | 0 | 3 |
| | Edgar | 0 | 0 | 14 | 0 | 14 |
| | Vermilion | 0 | 0 | 87 | 0 | 87 |
| 5th Circuit Total | | 2 | 0 | 135 | 1 | 138 |

JUVENILE PETITIONS CONTINUED UNDER SUPERVISION/ ADJUDICATIONS - TOTALS FOR THE YEAR 2020

| Circuit | County | Continued Under Supervision | | Adjudication | | Total |
|---------------------------|-------------|-----------------------------|----------|--------------|----------|------------|
| | | Delinquency | Truancy | Delinquency | Truancy | |
| 6th | Champaign | 2 | 0 | 55 | 0 | 57 |
| | DeWitt | 1 | 0 | 10 | 0 | 11 |
| | Douglas | 5 | 0 | 1 | 0 | 6 |
| | Macon | 15 | 0 | 35 | 0 | 50 |
| | Moultrie | 8 | 0 | 4 | 0 | 12 |
| | Piatt | 0 | 0 | 3 | 0 | 3 |
| 6th Circuit Total | | 31 | 0 | 108 | 0 | 139 |
| 7th | Greene | 0 | 0 | 7 | 0 | 7 |
| | Jersey | 12 | 0 | 17 | 0 | 29 |
| | Macoupin | 0 | 0 | 13 | 0 | 13 |
| | Morgan | 2 | 0 | 7 | 0 | 9 |
| | Sangamon | 18 | 0 | 50 | 0 | 68 |
| | Scott | 0 | 0 | 1 | 0 | 1 |
| 7th Circuit Total | | 32 | 0 | 95 | 0 | 127 |
| 8th | Adams | 5 | 0 | 23 | 0 | 28 |
| | Brown | 0 | 0 | 1 | 0 | 1 |
| | Calhoun | 1 | 0 | 0 | 0 | 1 |
| | Cass | 10 | 0 | 4 | 0 | 14 |
| | Mason | 0 | 0 | 20 | 0 | 20 |
| | Menard | 0 | 0 | 0 | 0 | 0 |
| | Pike | 15 | 0 | 7 | 0 | 22 |
| | Schuyler | 0 | 0 | 1 | 0 | 1 |
| 8th Circuit Total | | 31 | 0 | 56 | 0 | 87 |
| 9th | Fulton | 13 | 0 | 8 | 0 | 21 |
| | Hancock | 5 | 0 | 2 | 0 | 7 |
| | Henderson | 3 | 0 | 2 | 0 | 5 |
| | Knox | 17 | 0 | 28 | 0 | 45 |
| | McDonough | 9 | 0 | 19 | 0 | 28 |
| | Warren | 0 | 0 | 7 | 0 | 7 |
| 9th Circuit Total | | 47 | 0 | 66 | 0 | 113 |
| 10th | Marshall | 0 | 0 | 2 | 0 | 2 |
| | Peoria | 23 | 0 | 158 | 0 | 181 |
| | Putnam | 2 | 0 | 0 | 0 | 2 |
| | Stark | 1 | 0 | 0 | 0 | 1 |
| | Tazewell | 29 | 0 | 59 | 0 | 88 |
| 10th Circuit Total | | 55 | 0 | 219 | 0 | 274 |
| 11th | Ford | 0 | 0 | 1 | 0 | 1 |
| | Livingston | 2 | 0 | 15 | 0 | 17 |
| | Logan | 6 | 0 | 18 | 0 | 24 |
| | McLean | 1 | 0 | 36 | 0 | 37 |
| | Woodford | 3 | 0 | 11 | 0 | 14 |
| 11th Circuit Total | | 12 | 0 | 81 | 0 | 93 |
| 12th | Will | 40 | 0 | 118 | 0 | 158 |

JUVENILE PETITIONS CONTINUED UNDER SUPERVISION/ ADJUDICATIONS - TOTALS FOR THE YEAR 2020

| Circuit | County | Continued Under Supervision | | Adjudication | | Total |
|---------------------------|-----------------|-----------------------------|----------|--------------|----------|--------------|
| | | Delinquency | Truancy | Delinquency | Truancy | |
| 13th | Bureau | 1 | 0 | 22 | 0 | 23 |
| | Grundy | 2 | 0 | 11 | 0 | 13 |
| | LaSalle | 33 | 0 | 0 | 0 | 33 |
| 13th Circuit Total | | 36 | 0 | 33 | 0 | 69 |
| 14th | Henry | 1 | 0 | 24 | 1 | 26 |
| | Mercer | 0 | 0 | 1 | 0 | 1 |
| | Rock Island | 35 | 0 | 70 | 0 | 105 |
| | Whiteside | 0 | 0 | 24 | 1 | 25 |
| 14th Circuit Total | | 36 | 0 | 119 | 2 | 157 |
| 15th | Carroll | 0 | 0 | 1 | 0 | 1 |
| | Jo Daviess | 0 | 0 | 0 | 0 | 0 |
| | Lee | 1 | 0 | 5 | 0 | 6 |
| | Ogle | 0 | 0 | 23 | 0 | 23 |
| | Stephenson | 5 | 0 | 73 | 0 | 78 |
| 15th Circuit Total | | 6 | 0 | 102 | 0 | 108 |
| 16th | Kane | 21 | 0 | 72 | 0 | 93 |
| 17th | Boone | 20 | 0 | 64 | 0 | 84 |
| | Winnebago | 36 | 0 | 76 | 0 | 112 |
| 17th Circuit Total | | 56 | 0 | 140 | 0 | 196 |
| 18th | DuPage | 60 | 0 | 43 | 0 | 103 |
| 19th | Lake | 0 | 0 | 168 | 0 | 168 |
| 20th | Monroe | 2 | 0 | 2 | 0 | 4 |
| | Perry | 0 | 0 | 1 | 0 | 1 |
| | Randolph | 3 | 0 | 6 | 0 | 9 |
| | St. Clair | 0 | 0 | 0 | 0 | 0 |
| | Washington | 4 | 0 | 2 | 0 | 6 |
| 20th Circuit Total | | 9 | 0 | 11 | 0 | 20 |
| 21st | Iroquois | 0 | 0 | 16 | 0 | 16 |
| | Kankakee | 15 | 0 | 50 | 0 | 65 |
| 21st Circuit Total | | 15 | 0 | 66 | 0 | 81 |
| 22nd | McHenry | 6 | 0 | 4 | 0 | 10 |
| 23rd | DeKalb | 3 | 0 | 10 | 0 | 13 |
| | Kendall | 62 | 6 | 80 | 2 | 150 |
| 23rd Circuit Total | | 65 | 6 | 90 | 2 | 163 |
| Cook | Juvenile | Data Not Available | | | | |
| Statewide Total | | 723 | 6 | 1,982 | 5 | 2,716 |

JUVENILE PROGRAMS ORDERED - TOTALS FOR THE YEAR 2020

| Circuit | County | Alcohol | Drug | Alcohol & Drug | Youth Services | Mental Health | Alt. Ed. | TASC | UDIS | JTPA | Other | Total |
|--------------------------|------------|----------|-----------|----------------|----------------|---------------|-----------|----------|----------|----------|------------|------------|
| 1st | Alexander | 0 | 0 | 0 | 0 | 0 | 0 | 0 | 0 | 0 | 0 | 0 |
| | Jackson | 0 | 0 | 0 | 2 | 0 | 0 | 0 | 0 | 0 | 53 | 55 |
| | Johnson | 0 | 0 | 0 | 2 | 0 | 0 | 0 | 0 | 1 | 4 | 7 |
| | Massac | 0 | 0 | 0 | 0 | 2 | 0 | 0 | 0 | 0 | 10 | 12 |
| | Pope | 0 | 0 | 0 | 0 | 0 | 0 | 0 | 0 | 0 | 0 | 0 |
| | Pulaski | 0 | 0 | 0 | 0 | 0 | 0 | 0 | 0 | 0 | 0 | 0 |
| | Saline | 0 | 0 | 0 | 0 | 0 | 0 | 0 | 0 | 0 | 0 | 0 |
| | Union | 0 | 0 | 0 | 0 | 0 | 0 | 0 | 0 | 0 | 51 | 51 |
| | Williamson | 0 | 0 | 0 | 2 | 0 | 0 | 0 | 0 | 1 | 39 | 42 |
| 1st Circuit Total | | 0 | 0 | 0 | 6 | 2 | 0 | 0 | 0 | 2 | 157 | 167 |
| 2nd | Crawford | 0 | 0 | 0 | 0 | 0 | 0 | 0 | 0 | 0 | 0 | 0 |
| | Edwards | 0 | 0 | 0 | 0 | 0 | 0 | 0 | 0 | 0 | 2 | 2 |
| | Franklin | 0 | 0 | 10 | 0 | 4 | 0 | 0 | 0 | 0 | 2 | 16 |
| | Gallatin | 0 | 0 | 0 | 0 | 0 | 0 | 0 | 0 | 0 | 0 | 0 |
| | Hamilton | 0 | 0 | 1 | 0 | 0 | 0 | 0 | 0 | 0 | 3 | 4 |
| | Hardin | 0 | 1 | 0 | 0 | 0 | 0 | 0 | 0 | 0 | 0 | 1 |
| | Jefferson | 0 | 0 | 0 | 0 | 0 | 0 | 0 | 0 | 0 | 0 | 0 |
| | Lawrence | 0 | 1 | 0 | 0 | 2 | 0 | 0 | 0 | 0 | 0 | 3 |
| | Richland | 0 | 1 | 1 | 0 | 0 | 0 | 0 | 0 | 0 | 0 | 2 |
| | Wabash | 0 | 0 | 0 | 0 | 0 | 0 | 0 | 0 | 0 | 0 | 0 |
| | Wayne | 0 | 0 | 3 | 0 | 0 | 0 | 0 | 0 | 0 | 0 | 3 |
| | White | 0 | 0 | 0 | 0 | 0 | 0 | 0 | 0 | 0 | 0 | 0 |
| 2nd Circuit Total | | 0 | 3 | 15 | 0 | 6 | 0 | 0 | 0 | 0 | 7 | 31 |
| 3rd | Bond | 0 | 0 | 0 | 0 | 0 | 0 | 0 | 0 | 0 | 4 | 4 |
| | Madison | 1 | 34 | 1 | 0 | 12 | 0 | 0 | 0 | 0 | 106 | 154 |
| 3rd Circuit Total | | 1 | 34 | 1 | 0 | 12 | 0 | 0 | 0 | 0 | 110 | 158 |
| 4th | Christian | 0 | 0 | 1 | 0 | 1 | 0 | 0 | 0 | 0 | 55 | 57 |
| | Clay | 0 | 0 | 0 | 1 | 0 | 0 | 6 | 1 | 0 | 27 | 35 |
| | Clinton | 0 | 0 | 1 | 0 | 3 | 0 | 0 | 0 | 0 | 37 | 41 |
| | Effingham | 0 | 3 | 0 | 0 | 1 | 0 | 0 | 0 | 0 | 23 | 27 |
| | Fayette | 0 | 0 | 2 | 0 | 0 | 0 | 0 | 0 | 0 | 3 | 5 |
| | Jasper | 0 | 0 | 0 | 0 | 0 | 0 | 0 | 0 | 0 | 0 | 0 |
| | Marion | 0 | 0 | 12 | 10 | 15 | 12 | 0 | 0 | 0 | 44 | 93 |
| | Montgomery | 0 | 0 | 0 | 0 | 2 | 0 | 0 | 0 | 0 | 18 | 20 |
| | Shelby | 0 | 0 | 0 | 0 | 2 | 0 | 0 | 0 | 0 | 0 | 2 |
| 4th Circuit Total | | 0 | 3 | 16 | 11 | 24 | 12 | 6 | 1 | 0 | 207 | 280 |
| 5th | Clark | 0 | 0 | 1 | 0 | 3 | 0 | 0 | 0 | 0 | 0 | 4 |
| | Coles | 0 | 0 | 4 | 0 | 8 | 1 | 0 | 0 | 0 | 10 | 23 |
| | Cumberland | 0 | 0 | 0 | 0 | 0 | 0 | 0 | 0 | 0 | 0 | 0 |
| | Edgar | 0 | 0 | 0 | 0 | 2 | 0 | 0 | 0 | 0 | 0 | 2 |
| | Vermilion | 0 | 0 | 0 | 0 | 6 | 1 | 0 | 0 | 0 | 98 | 105 |
| 5th Circuit Total | | 0 | 0 | 5 | 0 | 19 | 2 | 0 | 0 | 0 | 108 | 134 |

JUVENILE PROGRAMS ORDERED - TOTALS FOR THE YEAR 2020

| Circuit | County | Alcohol | Drug | Alcohol & Drug | Youth Services | Mental Health | Alt. Ed. | TASC | UDIS | JTPA | Other | Total |
|--------------------------|---------------------------|----------|-----------|----------------|----------------|---------------|-----------|-----------|----------|----------|------------|------------|
| 6th | Champaign | 0 | 0 | 3 | 0 | 1 | 0 | 0 | 0 | 0 | 1 | 5 |
| | DeWitt | 0 | 0 | 2 | 0 | 1 | 0 | 0 | 0 | 0 | 5 | 8 |
| | Douglas | 0 | 0 | 3 | 0 | 4 | 0 | 0 | 0 | 0 | 3 | 10 |
| | Macon | 0 | 2 | 0 | 1 | 14 | 0 | 0 | 0 | 0 | 75 | 92 |
| | Moultrie | 0 | 0 | 0 | 0 | 0 | 0 | 0 | 0 | 0 | 0 | 0 |
| | Piatt | 1 | 0 | 3 | 0 | 3 | 0 | 0 | 0 | 0 | 1 | 8 |
| 6th Circuit Total | | 1 | 2 | 11 | 1 | 23 | 0 | 0 | 0 | 0 | 85 | 123 |
| 7th | Greene | 0 | 0 | 0 | 0 | 0 | 0 | 0 | 0 | 0 | 0 | 0 |
| | Jersey | 0 | 0 | 0 | 0 | 1 | 0 | 0 | 0 | 0 | 0 | 1 |
| | Macoupin | 6 | 0 | 2 | 0 | 1 | 0 | 0 | 0 | 0 | 3 | 12 |
| | Morgan | 2 | 0 | 7 | 0 | 11 | 0 | 0 | 0 | 0 | 0 | 20 |
| | Sangamon | 0 | 2 | 5 | 0 | 0 | 0 | 0 | 0 | 0 | 3 | 10 |
| | Scott | 0 | 0 | 0 | 0 | 0 | 0 | 0 | 0 | 0 | 0 | 0 |
| 7th Circuit Total | | 8 | 2 | 14 | 0 | 13 | 0 | 0 | 0 | 0 | 6 | 43 |
| 8th | Adams | 0 | 0 | 27 | 0 | 29 | 1 | 0 | 0 | 0 | 29 | 86 |
| | Brown | 0 | 0 | 0 | 0 | 0 | 0 | 0 | 0 | 0 | 0 | 0 |
| | Calhoun | 0 | 0 | 1 | 0 | 0 | 1 | 0 | 0 | 0 | 0 | 2 |
| | Cass | 0 | 0 | 0 | 0 | 0 | 0 | 0 | 0 | 0 | 0 | 0 |
| | Mason | 0 | 0 | 0 | 0 | 0 | 0 | 0 | 0 | 0 | 0 | 0 |
| | Menard | 0 | 0 | 0 | 0 | 0 | 0 | 0 | 0 | 0 | 0 | 0 |
| | Pike | 0 | 0 | 16 | 0 | 11 | 3 | 0 | 0 | 0 | 2 | 32 |
| | Schuyler | 0 | 0 | 0 | 0 | 0 | 0 | 0 | 0 | 0 | 0 | 0 |
| | 8th Circuit Total | | 0 | 0 | 44 | 0 | 40 | 5 | 0 | 0 | 0 | 31 |
| 9th | Fulton | 0 | 0 | 5 | 0 | 14 | 0 | 0 | 0 | 0 | 9 | 28 |
| | Hancock | 0 | 0 | 2 | 0 | 7 | 0 | 0 | 0 | 0 | 12 | 21 |
| | Henderson | 0 | 0 | 1 | 0 | 3 | 0 | 0 | 0 | 0 | 10 | 14 |
| | Knox | 0 | 0 | 7 | 0 | 4 | 0 | 0 | 0 | 0 | 26 | 37 |
| | McDonough | 0 | 0 | 11 | 0 | 22 | 0 | 0 | 0 | 0 | 44 | 77 |
| | Warren | 0 | 0 | 1 | 0 | 1 | 0 | 0 | 0 | 0 | 5 | 7 |
| | 9th Circuit Total | | 0 | 0 | 27 | 0 | 51 | 0 | 0 | 0 | 0 | 106 |
| 10th | Marshall | 0 | 0 | 0 | 0 | 1 | 0 | 0 | 0 | 0 | 0 | 1 |
| | Peoria | 0 | 0 | 28 | 53 | 8 | 0 | 0 | 0 | 3 | 0 | 92 |
| | Putnam | 0 | 0 | 0 | 0 | 0 | 0 | 0 | 0 | 0 | 0 | 0 |
| | Stark | 0 | 0 | 0 | 0 | 0 | 0 | 0 | 0 | 0 | 0 | 0 |
| | Tazewell | 0 | 0 | 4 | 0 | 1 | 0 | 0 | 0 | 0 | 16 | 21 |
| | 10th Circuit Total | | 0 | 0 | 32 | 53 | 10 | 0 | 0 | 0 | 3 | 16 |
| 11th | Ford | 0 | 0 | 0 | 0 | 0 | 0 | 0 | 0 | 0 | 0 | 0 |
| | Livingston | 0 | 0 | 4 | 0 | 2 | 0 | 0 | 0 | 0 | 6 | 12 |
| | Logan | 0 | 0 | 2 | 0 | 11 | 0 | 2 | 0 | 0 | 27 | 42 |
| | McLean | 0 | 0 | 17 | 3 | 12 | 11 | 0 | 0 | 0 | 8 | 51 |
| | Woodford | 0 | 0 | 11 | 0 | 3 | 0 | 0 | 0 | 0 | 4 | 18 |
| | 11th Circuit Total | | 0 | 0 | 34 | 3 | 28 | 11 | 2 | 0 | 0 | 45 |
| 12th | Will | 2 | 35 | 16 | 0 | 54 | 0 | 0 | 0 | 0 | 233 | 340 |

JUVENILE PROGRAMS ORDERED - TOTALS FOR THE YEAR 2020

| Circuit | County | Alcohol | Drug | Alcohol & Drug | Youth Services | Mental Health | Alt. Ed. | TASC | UDIS | JTPA | Other | Total |
|---------------------------|-----------------|-----------|------------|----------------|----------------|---------------|------------|------------|----------|----------|--------------|--------------|
| 13th | Bureau | 0 | 0 | 0 | 0 | 1 | 0 | 0 | 0 | 0 | 58 | 59 |
| | Grundy | 0 | 0 | 3 | 0 | 5 | 0 | 0 | 0 | 0 | 46 | 54 |
| | LaSalle | 0 | 0 | 0 | 0 | 1 | 0 | 0 | 0 | 0 | 0 | 1 |
| 13th Circuit Total | | 0 | 0 | 3 | 0 | 7 | 0 | 0 | 0 | 0 | 104 | 114 |
| 14th | Henry | 0 | 0 | 0 | 0 | 4 | 0 | 0 | 0 | 0 | 63 | 67 |
| | Mercer | 0 | 0 | 0 | 0 | 3 | 0 | 0 | 0 | 0 | 6 | 9 |
| | Rock Island | 0 | 0 | 87 | 23 | 41 | 0 | 0 | 0 | 0 | 142 | 293 |
| | Whiteside | 0 | 0 | 0 | 0 | 7 | 0 | 0 | 0 | 0 | 17 | 24 |
| 14th Circuit Total | | 0 | 0 | 87 | 23 | 55 | 0 | 0 | 0 | 0 | 228 | 393 |
| 15th | Carroll | 0 | 0 | 0 | 0 | 1 | 0 | 0 | 0 | 0 | 2 | 3 |
| | Jo Daviess | 0 | 0 | 0 | 0 | 0 | 0 | 0 | 0 | 0 | 0 | 0 |
| | Lee | 0 | 1 | 2 | 0 | 2 | 0 | 0 | 0 | 0 | 1 | 6 |
| | Ogle | 0 | 0 | 0 | 0 | 3 | 0 | 0 | 0 | 0 | 55 | 58 |
| | Stephenson | 0 | 0 | 2 | 0 | 7 | 0 | 0 | 0 | 0 | 49 | 58 |
| 15th Circuit Total | | 0 | 1 | 4 | 0 | 13 | 0 | 0 | 0 | 0 | 107 | 125 |
| 16th | Kane | 0 | 7 | 16 | 0 | 20 | 0 | 0 | 0 | 0 | 30 | 73 |
| 17th | Boone | 0 | 0 | 34 | 0 | 22 | 0 | 0 | 0 | 0 | 1 | 57 |
| | Winnebago | 0 | 0 | 202 | 13 | 132 | 86 | 0 | 0 | 0 | 21 | 454 |
| 17th Circuit Total | | 0 | 0 | 236 | 13 | 154 | 86 | 0 | 0 | 0 | 22 | 511 |
| 18th | DuPage | 0 | 0 | 0 | 0 | 0 | 0 | 0 | 0 | 0 | 0 | 0 |
| 19th | Lake | 0 | 0 | 29 | 0 | 84 | 0 | 0 | 0 | 0 | 225 | 338 |
| 20th | Monroe | 0 | 0 | 0 | 0 | 1 | 0 | 0 | 0 | 0 | 4 | 5 |
| | Perry | 0 | 0 | 0 | 0 | 0 | 0 | 0 | 0 | 0 | 6 | 6 |
| | Randolph | 0 | 0 | 0 | 3 | 1 | 0 | 0 | 0 | 0 | 10 | 14 |
| | St. Clair | 0 | 0 | 43 | 0 | 40 | 0 | 0 | 0 | 0 | 0 | 83 |
| | Washington | 0 | 0 | 0 | 0 | 0 | 0 | 0 | 0 | 0 | 0 | 0 |
| 20th Circuit Total | | 0 | 0 | 43 | 3 | 42 | 0 | 0 | 0 | 0 | 20 | 108 |
| 21st | Iroquois | 0 | 1 | 1 | 1 | 11 | 1 | 0 | 0 | 0 | 1 | 16 |
| | Kankakee | 0 | 0 | 0 | 0 | 0 | 0 | 0 | 0 | 0 | 0 | 0 |
| 21st Circuit Total | | 0 | 1 | 1 | 1 | 11 | 1 | 0 | 0 | 0 | 1 | 16 |
| 22nd | McHenry | 2 | 11 | 16 | 0 | 21 | 0 | 0 | 0 | 0 | 0 | 50 |
| 23rd | DeKalb | 0 | 1 | 5 | 0 | 16 | 1 | 0 | 0 | 0 | 39 | 62 |
| | Kendall | 1 | 1 | 40 | 1 | 64 | 1 | 0 | 0 | 0 | 254 | 362 |
| 23rd Circuit Total | | 1 | 2 | 45 | 1 | 80 | 2 | 0 | 0 | 0 | 293 | 424 |
| Cook | Juvenile | 0 | 40 | 22 | 15 | 129 | 26 | 221 | 1 | 0 | 294 | 748 |
| Statewide Total | | 15 | 141 | 717 | 130 | 898 | 145 | 229 | 2 | 5 | 2,435 | 4,717 |

JUVENILE PLACEMENTS - TOTALS FOR THE YEAR 2020

| Circuit | County | Placed in Foster Home | | Placed in Group Home | | Placed in Treatment | | Placed with Relative | | Total |
|--------------------------|--------------------------|-----------------------|--------------|----------------------|--------------|---------------------|--------------|----------------------|--------------|----------|
| | | In State | Out of State | In State | Out of State | In State | Out of State | In State | Out of State | |
| 1st | Alexander | 0 | 0 | 0 | 0 | 0 | 0 | 0 | 0 | 0 |
| | Jackson | 0 | 0 | 0 | 0 | 1 | 0 | 0 | 0 | 1 |
| | Johnson | 0 | 0 | 0 | 0 | 0 | 0 | 0 | 0 | 0 |
| | Massac | 0 | 0 | 0 | 0 | 0 | 0 | 0 | 0 | 0 |
| | Pope | 0 | 0 | 0 | 0 | 0 | 0 | 0 | 0 | 0 |
| | Pulaski | 0 | 0 | 0 | 0 | 0 | 0 | 0 | 0 | 0 |
| | Saline | 0 | 0 | 0 | 0 | 0 | 0 | 0 | 0 | 0 |
| | Union | 0 | 0 | 0 | 0 | 0 | 0 | 0 | 0 | 0 |
| | Williamson | 0 | 0 | 0 | 0 | 0 | 0 | 0 | 0 | 0 |
| 1st Circuit Total | | 0 | 0 | 0 | 0 | 1 | 0 | 0 | 0 | 1 |
| 2nd | Crawford | 0 | 0 | 0 | 0 | 0 | 0 | 0 | 0 | 0 |
| | Edwards | 0 | 0 | 0 | 0 | 1 | 0 | 0 | 0 | 1 |
| | Franklin | 0 | 0 | 0 | 0 | 0 | 0 | 0 | 0 | 0 |
| | Gallatin | 0 | 0 | 0 | 0 | 0 | 0 | 0 | 0 | 0 |
| | Hamilton | 0 | 0 | 0 | 0 | 0 | 0 | 0 | 0 | 0 |
| | Hardin | 0 | 0 | 0 | 0 | 0 | 0 | 0 | 0 | 0 |
| | Jefferson | 0 | 0 | 0 | 0 | 0 | 0 | 0 | 0 | 0 |
| | Lawrence | 0 | 0 | 0 | 0 | 0 | 0 | 0 | 0 | 0 |
| | Richland | 0 | 0 | 0 | 0 | 1 | 0 | 0 | 0 | 1 |
| | Wabash | 0 | 0 | 0 | 0 | 0 | 0 | 0 | 0 | 0 |
| | Wayne | 0 | 0 | 0 | 0 | 0 | 0 | 0 | 0 | 0 |
| | White | 0 | 0 | 0 | 0 | 0 | 0 | 0 | 0 | 0 |
| | 2nd Circuit Total | | 0 | 0 | 0 | 0 | 2 | 0 | 0 | 0 |
| 3rd | Bond | 0 | 0 | 0 | 0 | 0 | 0 | 0 | 0 | 0 |
| | Madison | 0 | 0 | 1 | 0 | 0 | 0 | 0 | 0 | 1 |
| 3rd Circuit Total | | 0 | 0 | 1 | 0 | 0 | 0 | 0 | 0 | 1 |
| 4th | Christian | 0 | 0 | 1 | 0 | 0 | 0 | 0 | 0 | 1 |
| | Clay | 0 | 0 | 0 | 0 | 0 | 0 | 0 | 0 | 0 |
| | Clinton | 2 | 0 | 2 | 0 | 1 | 0 | 2 | 0 | 7 |
| | Effingham | 0 | 0 | 0 | 0 | 0 | 0 | 0 | 0 | 0 |
| | Fayette | 0 | 0 | 0 | 0 | 0 | 0 | 1 | 0 | 1 |
| | Jasper | 0 | 0 | 0 | 0 | 0 | 0 | 0 | 0 | 0 |
| | Marion | 0 | 0 | 0 | 0 | 0 | 0 | 0 | 0 | 0 |
| | Montgomery | 0 | 0 | 0 | 0 | 0 | 0 | 0 | 0 | 0 |
| | Shelby | 0 | 0 | 0 | 0 | 0 | 0 | 0 | 0 | 0 |
| 4th Circuit Total | | 2 | 0 | 3 | 0 | 1 | 3 | 0 | 9 | |
| 5th | Clark | 0 | 0 | 0 | 0 | 0 | 0 | 0 | 0 | 0 |
| | Coles | 0 | 0 | 0 | 0 | 0 | 0 | 0 | 0 | 0 |
| | Cumberland | 0 | 0 | 0 | 0 | 0 | 0 | 0 | 0 | 0 |
| | Edgar | 0 | 0 | 0 | 0 | 0 | 0 | 0 | 0 | 0 |
| | Vermilion | 0 | 0 | 0 | 0 | 0 | 0 | 2 | 0 | 2 |
| 5th Circuit Total | | 0 | 0 | 0 | 0 | 0 | 2 | 0 | 2 | |

JUVENILE PLACEMENTS - TOTALS FOR THE YEAR 2020

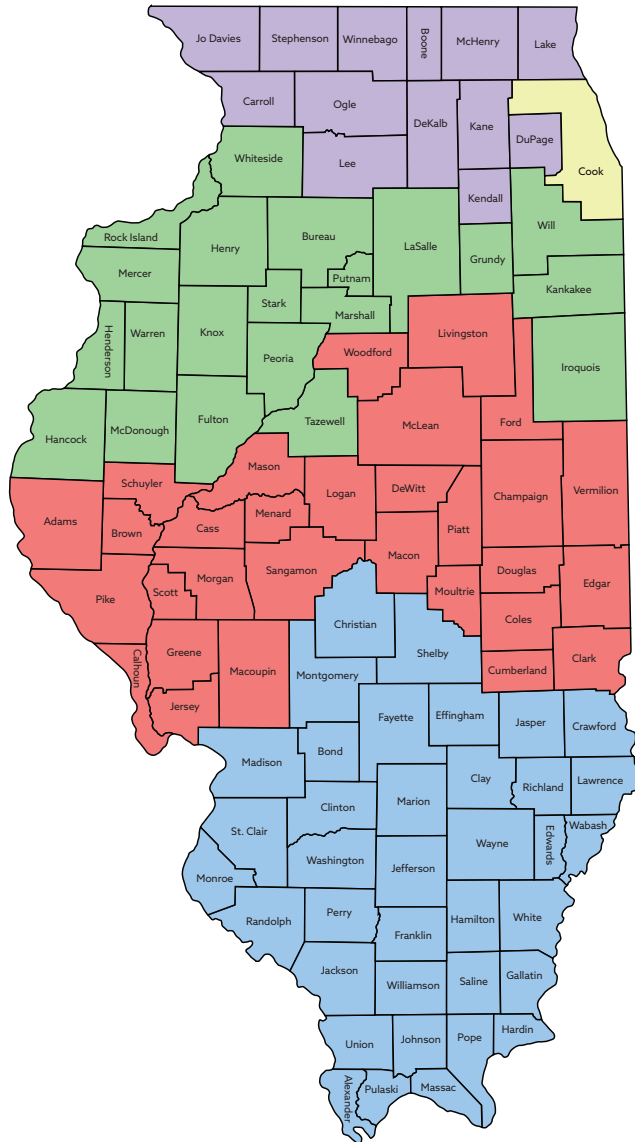
| Circuit | County | Placed in Foster Home | | Placed in Group Home | | Placed in Treatment | | Placed with Relative | | Total |
|---------------------------|-------------|-----------------------|--------------|----------------------|--------------|---------------------|--------------|----------------------|--------------|-----------|
| | | In State | Out of State | In State | Out of State | In State | Out of State | In State | Out of State | |
| 6th | Champaign | 0 | 0 | 0 | 0 | 0 | 0 | 0 | 0 | 0 |
| | DeWitt | 0 | 0 | 0 | 0 | 0 | 0 | 0 | 0 | 0 |
| | Douglas | 0 | 0 | 0 | 0 | 0 | 0 | 0 | 0 | 0 |
| | Macon | 3 | 0 | 0 | 0 | 0 | 0 | 0 | 0 | 3 |
| | Moultrie | 0 | 0 | 0 | 0 | 0 | 0 | 0 | 0 | 0 |
| | Piatt | 0 | 0 | 0 | 0 | 4 | 0 | 0 | 0 | 4 |
| 6th Circuit Total | | 3 | 0 | 0 | 0 | 4 | 0 | 0 | 0 | 7 |
| 7th | Greene | 0 | 0 | 0 | 0 | 0 | 0 | 0 | 0 | 0 |
| | Jersey | 0 | 0 | 0 | 0 | 0 | 0 | 0 | 0 | 0 |
| | Macoupin | 0 | 0 | 0 | 0 | 0 | 0 | 0 | 0 | 0 |
| | Morgan | 0 | 0 | 0 | 0 | 0 | 0 | 0 | 0 | 0 |
| | Sangamon | 0 | 0 | 0 | 0 | 0 | 0 | 0 | 0 | 0 |
| | Scott | 0 | 0 | 0 | 0 | 0 | 0 | 0 | 0 | 0 |
| 7th Circuit Total | | 0 | 0 | 0 | 0 | 0 | 0 | 0 | 0 | 0 |
| 8th | Adams | 0 | 0 | 0 | 0 | 0 | 0 | 0 | 0 | 0 |
| | Brown | 0 | 0 | 0 | 0 | 0 | 0 | 0 | 0 | 0 |
| | Calhoun | 0 | 0 | 0 | 0 | 0 | 0 | 0 | 0 | 0 |
| | Cass | 0 | 0 | 0 | 0 | 0 | 0 | 0 | 0 | 0 |
| | Mason | 0 | 0 | 0 | 0 | 0 | 0 | 0 | 0 | 0 |
| | Menard | 0 | 0 | 0 | 0 | 0 | 0 | 0 | 0 | 0 |
| | Pike | 0 | 0 | 0 | 0 | 0 | 0 | 0 | 0 | 0 |
| | Schuyler | 0 | 0 | 0 | 0 | 0 | 0 | 0 | 0 | 0 |
| 8th Circuit Total | | 0 | 0 | 0 | 0 | 0 | 0 | 0 | 0 | 0 |
| 9th | Fulton | 0 | 0 | 0 | 0 | 1 | 0 | 0 | 0 | 1 |
| | Hancock | 0 | 0 | 0 | 0 | 0 | 0 | 0 | 0 | 0 |
| | Henderson | 0 | 0 | 0 | 0 | 0 | 0 | 0 | 0 | 0 |
| | Knox | 0 | 0 | 0 | 0 | 0 | 0 | 0 | 0 | 0 |
| | McDonough | 1 | 0 | 0 | 0 | 1 | 0 | 0 | 0 | 2 |
| | Warren | 0 | 0 | 0 | 0 | 0 | 0 | 0 | 0 | 0 |
| 9th Circuit Total | | 1 | 0 | 0 | 0 | 2 | 0 | 0 | 0 | 3 |
| 10th | Marshall | 0 | 0 | 0 | 0 | 1 | 0 | 0 | 0 | 1 |
| | Peoria | 0 | 0 | 0 | 0 | 1 | 0 | 0 | 0 | 1 |
| | Putnam | 0 | 0 | 0 | 0 | 0 | 0 | 0 | 0 | 0 |
| | Stark | 0 | 0 | 0 | 0 | 0 | 0 | 0 | 0 | 0 |
| | Tazewell | 0 | 0 | 0 | 0 | 0 | 0 | 0 | 0 | 0 |
| 10th Circuit Total | | 0 | 0 | 0 | 0 | 2 | 0 | 0 | 0 | 2 |
| 11th | Ford | 0 | 0 | 0 | 0 | 0 | 0 | 0 | 0 | 0 |
| | Livingston | 0 | 0 | 0 | 0 | 0 | 0 | 0 | 0 | 0 |
| | Logan | 0 | 0 | 0 | 0 | 0 | 0 | 0 | 0 | 0 |
| | McLean | 0 | 0 | 0 | 0 | 3 | 0 | 0 | 0 | 3 |
| | Woodford | 0 | 0 | 9 | 0 | 0 | 0 | 0 | 0 | 9 |
| 11th Circuit Total | | 0 | 0 | 9 | 0 | 3 | 0 | 0 | 0 | 12 |
| 12th | Will | 3 | 10 | 0 | 0 | 0 | 0 | 9 | 1 | 23 |

JUVENILE PLACEMENTS - TOTALS FOR THE YEAR 2020

| Circuit | County | Placed in Foster Home | | Placed in Group Home | | Placed in Treatment | | Placed with Relative | | Total |
|---------------------------|-----------------|-----------------------|--------------|----------------------|--------------|---------------------|--------------|----------------------|--------------|------------|
| | | In State | Out of State | In State | Out of State | In State | Out of State | In State | Out of State | |
| 13th | Bureau | 0 | 0 | 0 | 0 | 1 | 0 | 0 | 0 | 1 |
| | Grundy | 0 | 0 | 0 | 0 | 0 | 0 | 0 | 0 | 0 |
| | LaSalle | 0 | 0 | 0 | 0 | 12 | 0 | 0 | 0 | 12 |
| 13th Circuit Total | | 0 | 0 | 0 | 0 | 13 | 0 | 0 | 0 | 13 |
| 14th | Henry | 0 | 0 | 0 | 0 | 0 | 0 | 0 | 0 | 0 |
| | Mercer | 0 | 0 | 0 | 0 | 0 | 0 | 0 | 0 | 0 |
| | Rock Island | 1 | 0 | 0 | 0 | 11 | 1 | 0 | 0 | 13 |
| | Whiteside | 0 | 0 | 0 | 0 | 0 | 0 | 0 | 0 | 0 |
| 14th Circuit Total | | 1 | 0 | 0 | 0 | 11 | 1 | 0 | 0 | 13 |
| 15th | Carroll | 0 | 0 | 0 | 0 | 0 | 0 | 0 | 0 | 0 |
| | Jo Daviess | 0 | 0 | 0 | 0 | 0 | 0 | 0 | 0 | 0 |
| | Lee | 0 | 0 | 0 | 0 | 0 | 0 | 0 | 0 | 0 |
| | Ogle | 0 | 0 | 0 | 0 | 0 | 0 | 0 | 0 | 0 |
| | Stephenson | 0 | 0 | 0 | 0 | 0 | 0 | 0 | 0 | 0 |
| 15th Circuit Total | | 0 | 0 | 0 | 0 | 0 | 0 | 0 | 0 | 0 |
| 16th | Kane | 0 | 0 | 0 | 0 | 0 | 0 | 0 | 0 | 0 |
| 17th | Boone | 0 | 0 | 0 | 0 | 7 | 0 | 0 | 0 | 7 |
| | Winnebago | 1 | 0 | 2 | 0 | 28 | 2 | 0 | 0 | 33 |
| 17th Circuit Total | | 1 | 0 | 2 | 0 | 35 | 2 | 0 | 0 | 40 |
| 18th | DuPage | 0 | 0 | 0 | 0 | 0 | 0 | 0 | 0 | 0 |
| 19th | Lake | 2 | 0 | 6 | 0 | 24 | 0 | 4 | 0 | 36 |
| 20th | Monroe | 0 | 0 | 0 | 0 | 0 | 0 | 0 | 0 | 0 |
| | Perry | 0 | 0 | 0 | 0 | 0 | 0 | 0 | 0 | 0 |
| | Randolph | 0 | 0 | 0 | 0 | 0 | 0 | 0 | 0 | 0 |
| | St. Clair | 0 | 0 | 0 | 0 | 0 | 0 | 0 | 0 | 0 |
| | Washington | 0 | 0 | 0 | 0 | 0 | 0 | 0 | 0 | 0 |
| 20th Circuit Total | | 0 | 0 | 0 | 0 | 0 | 0 | 0 | 0 | 0 |
| 21st | Iroquois | 0 | 0 | 0 | 0 | 0 | 0 | 0 | 0 | 0 |
| | Kankakee | 1 | 0 | 3 | 0 | 0 | 0 | 0 | 0 | 4 |
| 21st Circuit Total | | 1 | 0 | 3 | 0 | 0 | 0 | 0 | 0 | 4 |
| 22nd | McHenry | 0 | 0 | 0 | 0 | 3 | 0 | 0 | 0 | 3 |
| 23rd | DeKalb | 0 | 0 | 0 | 0 | 0 | 0 | 1 | 0 | 1 |
| | Kendall | 0 | 0 | 0 | 0 | 0 | 0 | 0 | 0 | 0 |
| 23rd Circuit Total | | 0 | 0 | 0 | 0 | 0 | 0 | 1 | 0 | 1 |
| Cook | Juvenile | 17 | 5 | 10 | 2 | 49 | 11 | 9 | 4 | 107 |
| Statewide Total | | 31 | 15 | 34 | 2 | 150 | 14 | 28 | 5 | 279 |

APPELLATE COURTS OF ILLINOIS

MAP OF APPELLATE AND SUPREME COURT JUDICIAL DISTRICTS AND DIRECTORY OF APPELLATE CLERKS



APPELLATE COURT DIRECTORY

1 FIRST DISTRICT

160 North LaSalle
Room S 1400
Chicago 60601

312-793-5484

Thomas D. Palella, *Clerk*

2 SECOND DISTRICT

160 North LaSalle
55 Symphony Way
Elgin 60120

847-695-3750

Jeffrey Kaplan, *Clerk*

3 THIRD DISTRICT

1004 Columbus Street
Ottawa 61350

815-434-5050

Matthew Butler, *Clerk*

4 FOURTH DISTRICT

Waterways Building
201 W. Monroe Street
Springfield 62794

217-782-2586

Carla Bender, *Clerk*

5 FIFTH DISTRICT

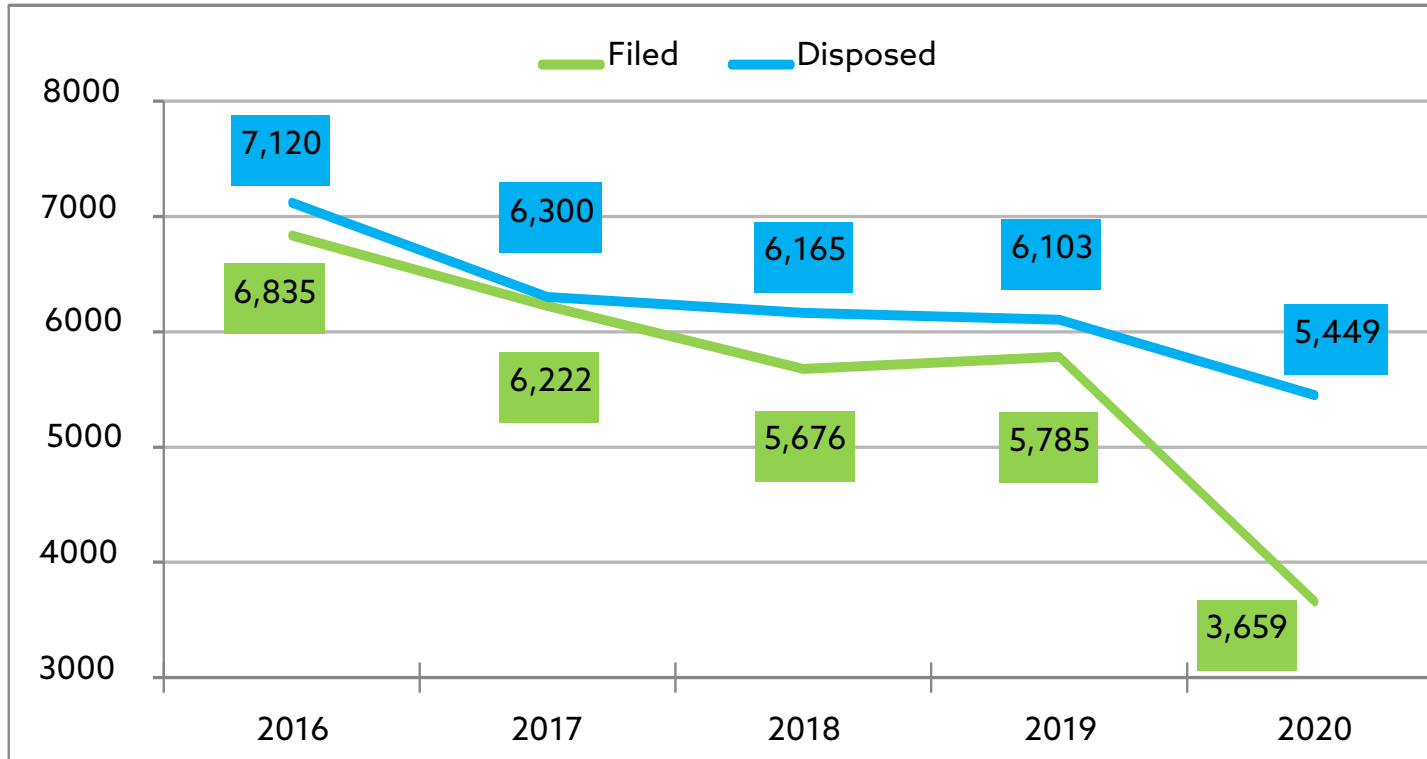
14th & Main Streets
Mt. Vernon 62864

618-242-3120

John J. Flood, *Clerk*

APPELLATE COURTS OF ILLINOIS FIVE-YEAR TRENDS

TOTAL CASELOAD*



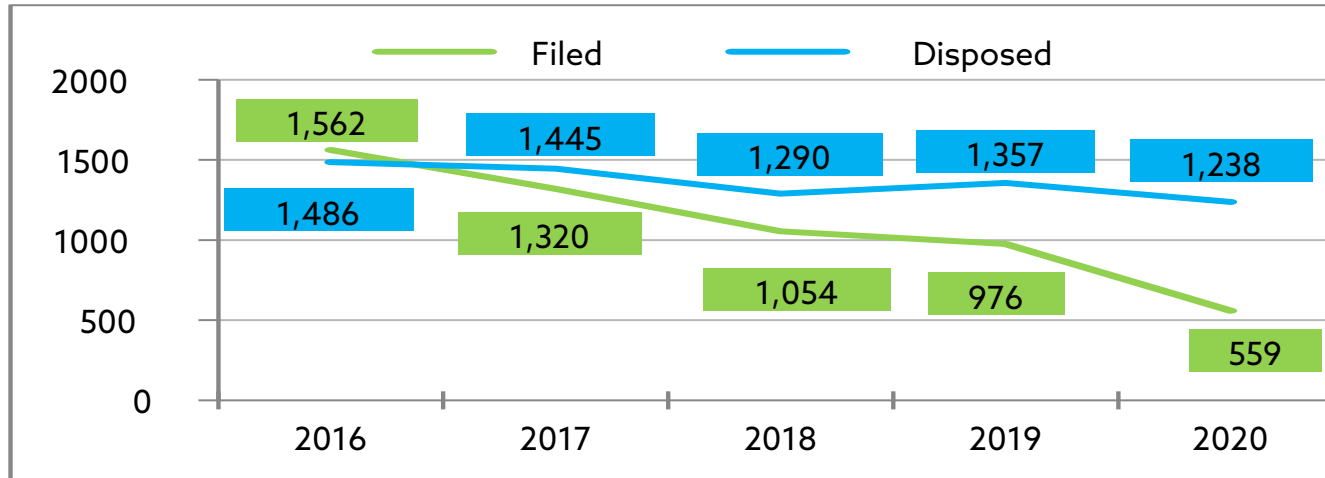
From 2016 to 2019 the total new filed Appellate cases decreased by 15.4% and from 2016 to 2020 new filed cases decreased by 46.5%.

From 2016 to 2019 the total disposed Appellate cases decreased by 14.3% and from 2016 to 2020 disposed cases decreased by 23.5%.

*Beginning in 2017, totals do not include Illinois Workers' Compensations Cases

APPELLATE COURTS OF ILLINOIS FIVE-YEAR TRENDS

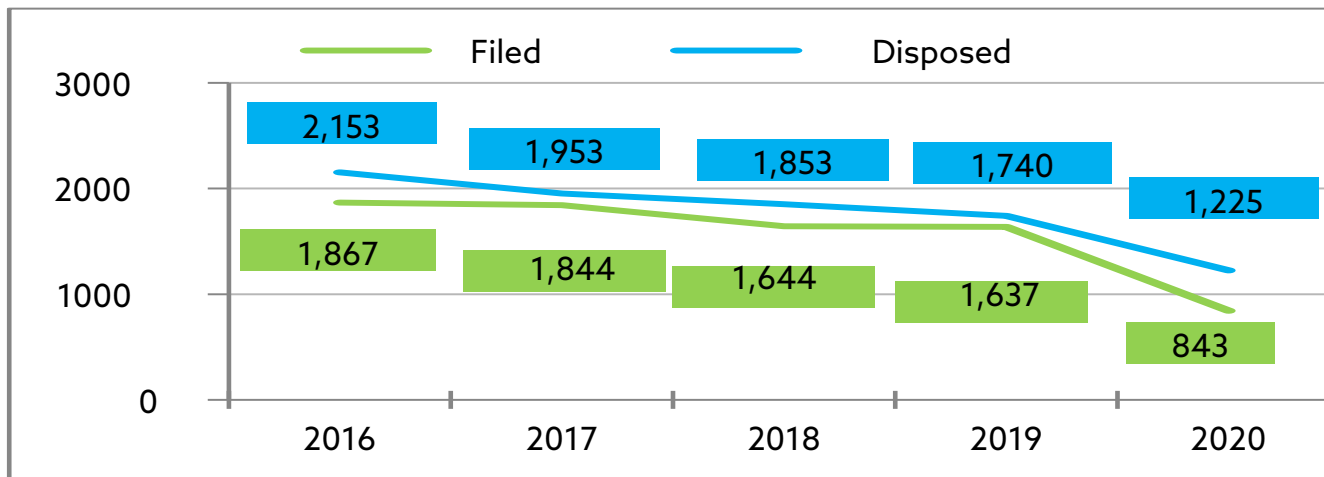
FIRST DISTRICT - CRIMINAL CASES



From 2016 to 2019 new filed criminal cases for the First Appellate District decreased by 37.5% and from 2016 to 2020 new filed cases decreased by 64.2%.

From 2016 to 2019 disposed cases decreased by 8.7% and from 2016 to 2020 disposed cases decreased by 16.7%.

FIRST DISTRICT - CIVIL CASES *



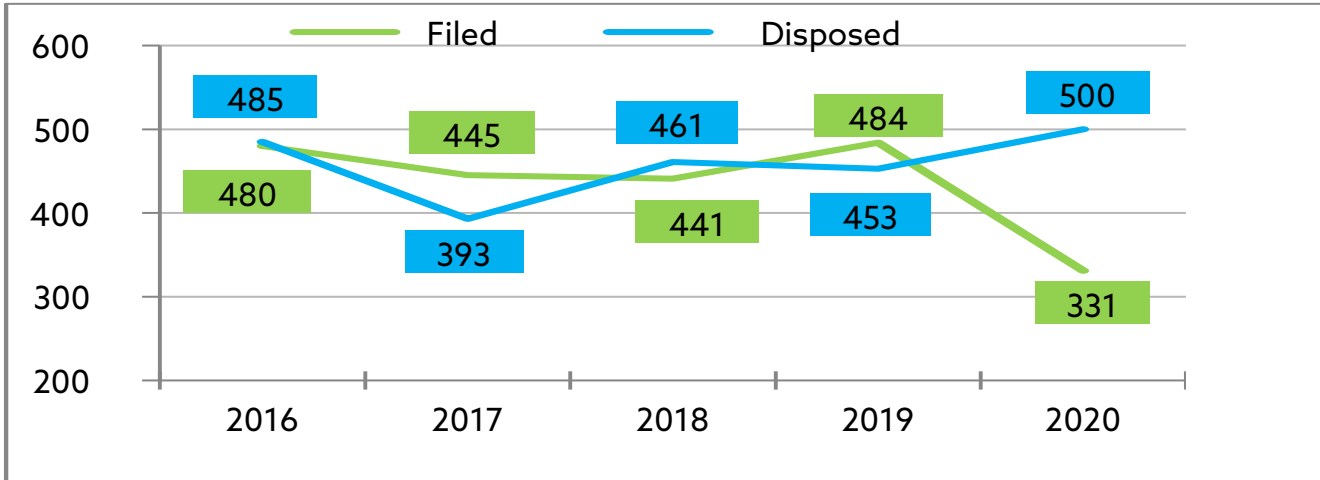
From 2016 to 2019 new filed civil cases for the First Appellate District decreased by 12.3% and from 2016 to 2020 new filed cases decreased by 54.8%.

From 2016 to 2019 disposed cases decreased by 19.2% and from 2016 to 2020 disposed cases decreased by 43.1%.

*Beginning in 2017, totals do not include Illinois Workers' Compensations Cases

APPELLATE COURTS OF ILLINOIS FIVE-YEAR TRENDS

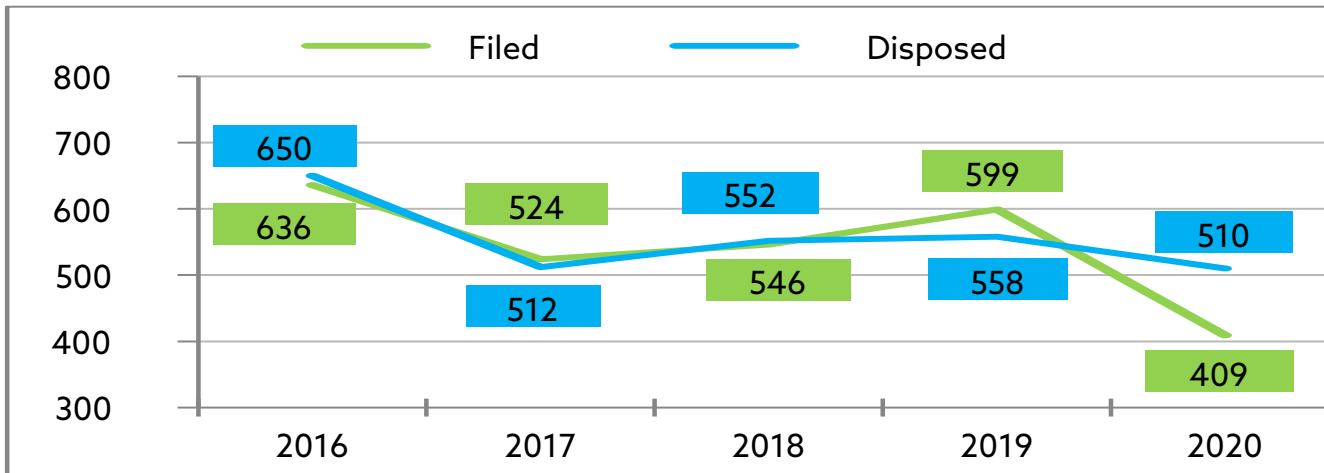
SECOND DISTRICT - CRIMINAL CASES



From 2016 to 2019 new filed criminal cases for the Second Appellate District increased by 0.8% and from 2016 to 2020 new filed cases decreased by 31.0%.

From 2016 to 2019 disposed cases decreased by 6.6% and from 2016 to 2020 disposed cases increased by 3.1%.

SECOND DISTRICT - CIVIL CASES *



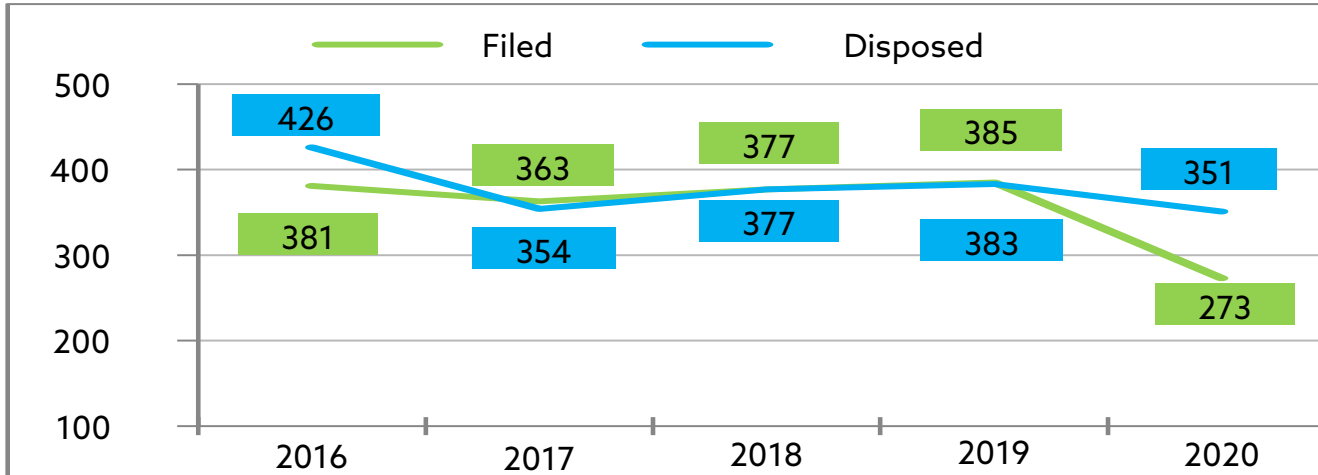
From 2016 to 2019 new filed civil cases for the Second Appellate District decreased by 5.8% and from 2016 to 2020 new filed cases decreased by 35.7%.

From 2016 to 2019 disposed cases decreased by 14.2% and from 2016 to 2020 disposed cases decreased by 21.5%.

*Beginning in 2017, totals do not include Illinois Workers' Compensations Cases

APPELLATE COURTS OF ILLINOIS FIVE-YEAR TRENDS

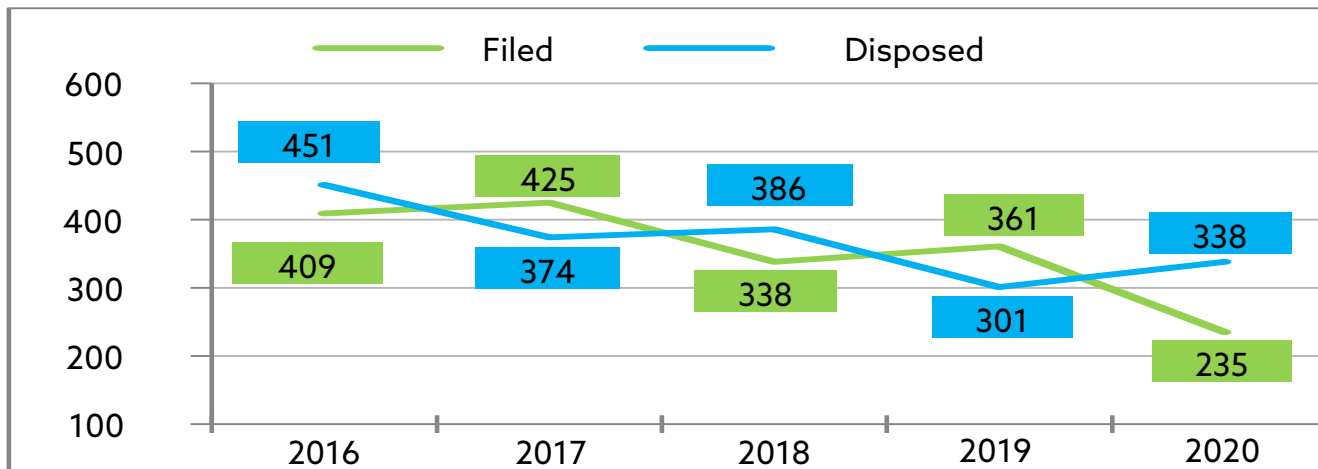
THIRD DISTRICT - CRIMINAL CASES



From 2016 to 2019 new filed criminal cases for the Third Appellate District increased by 1.0% and from 2016 to 2020 new filed cases decreased by 28.3%.

From 2016 to 2019 disposed cases decreased by 10.1% and from 2016 to 2020 disposed cases decreased by 17.6%.

THIRD DISTRICT - CIVIL CASES *



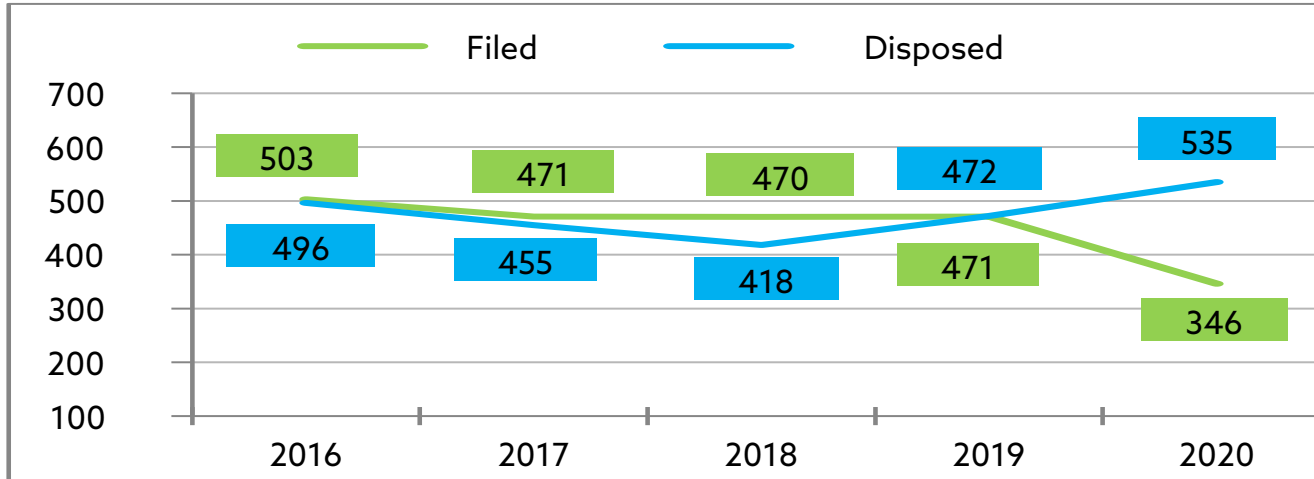
From 2016 to 2019 new filed civil cases for the Third Appellate District decreased by 11.7% and from 2016 to 2020 new filed cases decreased by 42.5%.

From 2016 to 2019 disposed cases decreased by 33.3% and from 2016 to 2020 disposed cases decreased by 25.1%.

*Beginning in 2017, totals do not include Illinois Workers' Compensations Cases

APPELLATE COURTS OF ILLINOIS FIVE-YEAR TRENDS

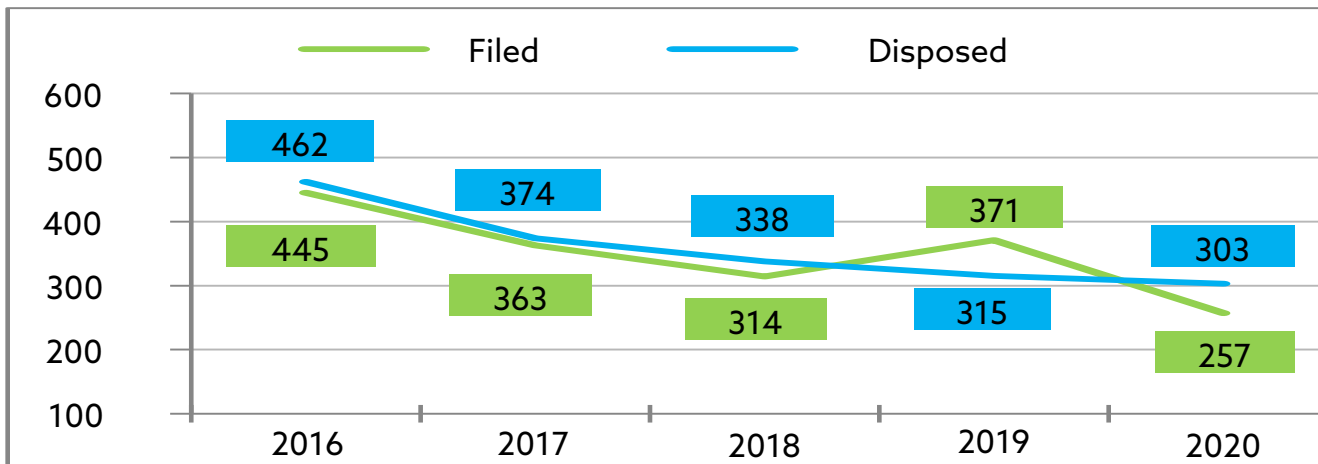
FOURTH DISTRICT - CRIMINAL CASES



From 2016 to 2019 new filed criminal cases for the Fourth Appellate District decreased by 6.4% and from 2016 to 2020 new filed cases decreased by 31.2%.

From 2016 to 2019 disposed cases decreased by 4.8% and from 2016 to 2020 disposed cases increased by 7.9%.

FOURTH DISTRICT - CIVIL CASES *



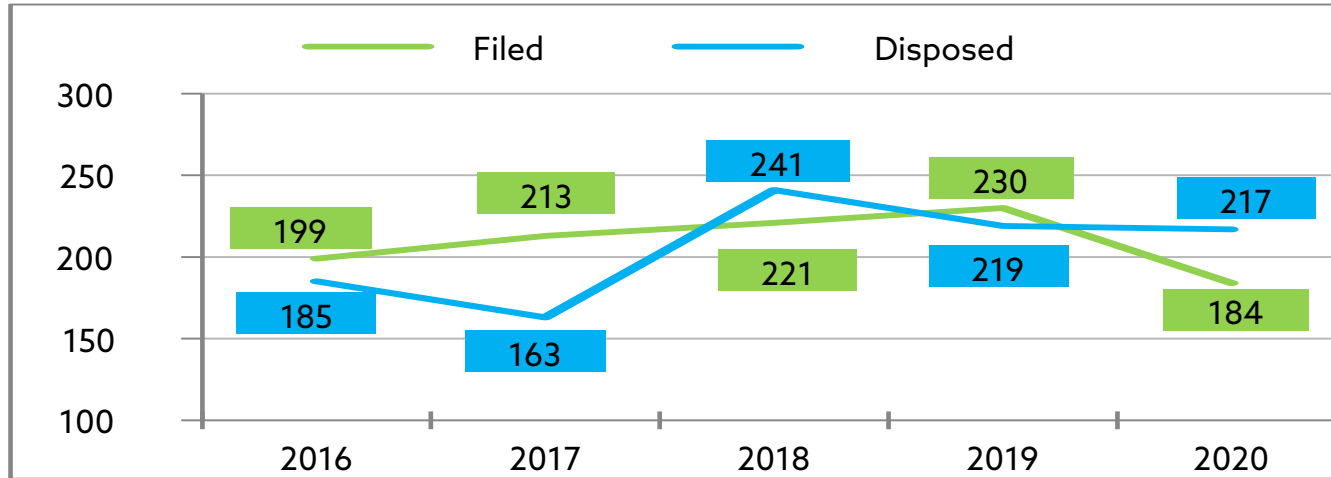
From 2016 to 2019 new filed civil cases for the Fourth Appellate District decreased by 16.6% and from 2016 to 2020 new filed cases decreased by 42.2%.

From 2016 to 2019 disposed cases decreased by 31.8% and from 2016 to 2020 disposed cases decreased by 34.4%.

*Beginning in 2017, totals do not include Illinois Workers' Compensations Cases

APPELLATE COURTS OF ILLINOIS FIVE-YEAR TRENDS

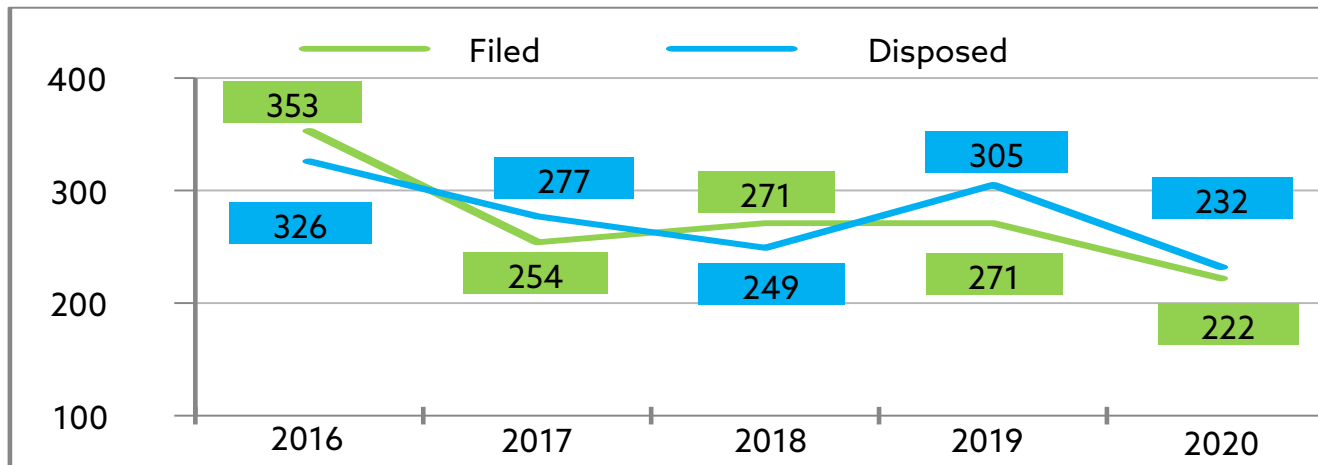
FIFTH DISTRICT - CRIMINAL CASES



From 2016 to 2019 new filed criminal cases for the Fifth Appellate District increased by 15.6% and from 2016 to 2020 new filed cases decreased by 7.5%.

From 2016 to 2019 disposed cases increased by 18.4% and from 2016 to 2020 disposed cases increased by 17.3%.

FIFTH DISTRICT - CIVIL CASES *



From 2016 to 2019 new filed civil cases for the Fifth Appellate District decreased by 23.2% and from 2016 to 2020 new filed cases decreased by 37.1%.

From 2016 to 2019 disposed cases decreased by 6.4% and from 2016 to 2020 disposed cases decreased by 28.8%.

*Beginning in 2017, totals do not include Illinois Workers' Compensations Cases

CASELOAD SUMMARY BY DISTRICT

APPELLATE COURT - CALENDAR YEAR 2020

| Appellate District | Type of Case | Number of Cases Pending January 1, 2020 * | Number of Cases Filed During 2020 | Number of Cases Reinstated | Number of Cases Disposed | Number of Cases Disposed by Majority Opinion | Number of Cases Disposed by Rule 23 Order | Number of Cases Disposed By Summary Order | Number of Cases Disposed Without Opinion, R23 or Sum. Ord. | Number of Cases Pending December 31, 2020 * | Inventory Increase/ Decrease |
|--------------------|--------------|---|-----------------------------------|----------------------------|--------------------------|--|---|---|--|---|------------------------------|
| First | Civil | 1,740 | 843 | 30 | 1,225 | 195 | 415 | 113 | 502 | 1,388 | -352 |
| | Criminal | 2,648 | 559 | 5 | 1,238 | 154 | 584 | 307 | 193 | 1,974 | -674 |
| Second | Civil | 336 | 409 | 1 | 510 | 71 | 157 | 63 | 219 | 284 | -52 |
| | Criminal | 729 | 331 | 6 | 500 | 68 | 202 | 108 | 122 | 587 | -142 |
| Third | Civil | 331 | 235 | 2 | 338 | 62 | 116 | 26 | 134 | 236 | -95 |
| | Criminal | 619 | 273 | 5 | 351 | 64 | 154 | 14 | 119 | 551 | -68 |
| Fourth | Civil | 199 | 257 | 0 | 303 | 17 | 164 | 20 | 102 | 158 | -41 |
| | Criminal | 718 | 346 | 10 | 535 | 27 | 296 | 46 | 166 | 534 | -184 |
| Fifth | Civil | 236 | 222 | 0 | 232 | 34 | 94 | 12 | 92 | 230 | -6 |
| | Criminal | 464 | 184 | 1 | 217 | 13 | 109 | 47 | 48 | 430 | -34 |
| TOTALS | Civil | 2,842 | 1,966 | 33 | 2,608 | 379 | 946 | 234 | 1,049 | 2,296 | -546 |
| | Criminal | 5,178 | 1,693 | 27 | 2,841 | 326 | 1,345 | 522 | 648 | 4,076 | -1,102 |

Note: Beginning in 2017, Illinois Workers' Compensation case statistics are no longer referenced.

* Due to reporting software computations; there are small variances in the number of cases pending on January 1, 2020 when compared to the number of cases pending on December 31, 2019, as well as, minor reconciliation differences in the number of cases pending on December 31, 2020.

CASELOAD DISPOSITIONS BY DISTRICT

APPELLATE COURT - CALENDAR YEAR 2020

| Appellate District | Type of Case | METHOD OF DISPOSITION | | | | | | | | | | | | | | | | | | | | | | | Total Cases Disposed |
|--------------------|--------------|-----------------------|---------|------------|----------|---------|------------|---|---------|------------|--------------------------|---------|------------|----------|---------|------------|-------------------------|---------|------------|-----------------|---------|------------|---|-------|----------------------|
| | | Affirmed | | | Reversed | | | Affirmed in Part and/or Remanded, Reversed or Vacated in Part | | | Reversed and/or Remanded | | | Modified | | | Vacated and/or Remanded | | | Dismissed/Other | | | Disposed of w/o Opinion R23 or Sum. Order | | |
| | | Opinion | Rule 23 | Sum. Order | Opinion | Rule 23 | Sum. Order | Opinion | Rule 23 | Sum. Order | Opinion | Rule 23 | Sum. Order | Opinion | Rule 23 | Sum. Order | Opinion | Rule 23 | Sum. Order | Opinion | Rule 23 | Sum. Order | | | |
| First | Civil | 105 | 318 | 96 | 9 | 5 | 0 | 20 | 20 | 0 | 42 | 18 | 0 | 0 | 0 | 0 | 12 | 17 | 1 | 7 | 37 | 16 | 502 | 1,225 | |
| | Criminal | 80 | 440 | 256 | 13 | 11 | 0 | 16 | 26 | 0 | 29 | 69 | 2 | 0 | 0 | 0 | 16 | 32 | 14 | 0 | 6 | 35 | 193 | 1,238 | |
| Second | Civil | 46 | 124 | 29 | 2 | 6 | 1 | 6 | 11 | 0 | 11 | 6 | 0 | 0 | 0 | 0 | 4 | 3 | 0 | 2 | 7 | 33 | 219 | 510 | |
| | Criminal | 39 | 168 | 95 | 5 | 6 | 0 | 6 | 6 | 2 | 11 | 13 | 0 | 0 | 0 | 0 | 6 | 8 | 1 | 1 | 1 | 10 | 122 | 500 | |
| Third | Civil | 31 | 82 | 13 | 3 | 5 | 0 | 9 | 8 | 0 | 12 | 12 | 0 | 0 | 0 | 0 | 6 | 2 | 0 | 1 | 7 | 13 | 134 | 338 | |
| | Criminal | 26 | 111 | 5 | 3 | 9 | 0 | 8 | 7 | 0 | 18 | 17 | 5 | 0 | 0 | 0 | 7 | 9 | 2 | 2 | 1 | 2 | 119 | 351 | |
| Fourth | Civil | 8 | 142 | 10 | 3 | 3 | 0 | 0 | 0 | 0 | 2 | 1 | 0 | 0 | 0 | 0 | 0 | 0 | 0 | 4 | 18 | 10 | 102 | 303 | |
| | Criminal | 16 | 223 | 31 | 0 | 2 | 0 | 0 | 0 | 0 | 4 | 15 | 4 | 0 | 0 | 0 | 0 | 3 | 1 | 7 | 53 | 10 | 166 | 535 | |
| Fifth | Civil | 13 | 56 | 1 | 0 | 2 | 0 | 0 | 1 | 0 | 7 | 9 | 0 | 0 | 0 | 0 | 0 | 3 | 0 | 14 | 23 | 11 | 92 | 232 | |
| | Criminal | 10 | 61 | 6 | 1 | 1 | 0 | 1 | 1 | 0 | 0 | 8 | 1 | 0 | 0 | 0 | 0 | 0 | 0 | 1 | 38 | 40 | 48 | 217 | |
| TOTALS | Civil | 203 | 722 | 149 | 17 | 21 | 1 | 35 | 40 | 0 | 74 | 46 | 0 | 0 | 0 | 0 | 22 | 25 | 1 | 28 | 92 | 83 | 1,049 | 2,608 | |
| | Criminal | 171 | 1,003 | 393 | 22 | 29 | 0 | 31 | 40 | 2 | 62 | 122 | 12 | 0 | 0 | 0 | 29 | 52 | 18 | 11 | 99 | 97 | 648 | 2,841 | |

Note: Beginning in 2017, Illinois Workers' Compensation case statistics are no longer referenced.

METHOD OF CASE DISPOSITION

APPELLATE COURT - CALENDAR YEAR 2020

| Appellate District | Type of Case | METHOD OF DISPOSITION WITHOUT OPINION OR ORDER | | | | | | | | | | | | | | Total Cases Disposed or Without Opinion Or Order |
|--------------------|--------------|--|--------------------|------------------------|--------------------------------------|--|-------|------------------------------|---|--|------------------------------|--------------------|---------------------|-----------------------------|--------------------|--|
| | | Dismissed | | | Dismissed on Court's Motion | | | Leave to Appeal Denied (a) * | Motion for Leave to File Late Notice of Appeal Denied (b) | Remanded with Direction For Further Proceeding | Dismissed in the Trial Court | Bail Order Entered | Confession of Error | Transferred to Proper Court | Other Dispositions | |
| | | Motion of Appellant | Motion of Appellee | Stipulation of Parties | Failure to Comply with Rules/ Orders | Lack of Jurisdiction No Final Appealable Order | Other | | | | | | | | | |
| First | Civil | 97 | 59 | 21 | 260 | 15 | 0 | 21 | 7 | 2 | 8 | 0 | 0 | 0 | 12 | 502 |
| | Criminal | 94 | 1 | 55 | 3 | 1 | 0 | 0 | 17 | 0 | 1 | 16 | 0 | 1 | 4 | 193 |
| Second | Civil | 55 | 39 | 6 | 101 | 3 | 1 | 6 | 0 | 0 | 5 | 0 | 1 | 1 | 1 | 219 |
| | Criminal | 47 | 6 | 0 | 33 | 0 | 0 | 3 | 2 | 21 | 7 | 0 | 2 | 0 | 1 | 122 |
| Third | Civil | 27 | 14 | 1 | 59 | 15 | 1 | 6 | 3 | 0 | 6 | 0 | 0 | 1 | 1 | 134 |
| | Criminal | 55 | 1 | 0 | 6 | 14 | 1 | 0 | 4 | 25 | 3 | 3 | 7 | 0 | 0 | 119 |
| Fourth | Civil | 14 | 17 | 4 | 57 | 5 | 0 | 5 | 0 | 0 | 0 | 0 | 0 | 0 | 0 | 102 |
| | Criminal | 102 | 3 | 0 | 25 | 0 | 2 | 1 | 0 | 18 | 15 | 0 | 0 | 0 | 0 | 166 |
| Fifth | Civil | 32 | 3 | 1 | 29 | 15 | 0 | 7 | 3 | 1 | 1 | 0 | 0 | 0 | 0 | 92 |
| | Criminal | 27 | 0 | 0 | 3 | 8 | 0 | 0 | 3 | 0 | 3 | 4 | 0 | 0 | 0 | 48 |
| TOTALS | Civil | 225 | 132 | 33 | 506 | 53 | 2 | 45 | 13 | 3 | 20 | 0 | 1 | 2 | 14 | 1,049 |
| | Criminal | 325 | 11 | 55 | 70 | 23 | 3 | 4 | 26 | 64 | 29 | 23 | 9 | 1 | 5 | 648 |

Note: Beginning in 2017, Illinois Workers' Compensation case statistics are no longer referenced.

* S.C.Rule 306/308

(a) Includes Denial of Permissive Interlocutory

(b) Includes Denial of Motion to File Late Record

TIME LAPSE: CASE FILING TO DISPOSITION

APPELLATE COURT - CALENDAR YEAR 2020

| Appellate District | Type of Case | TIME LAPSE BETWEEN CASE FILING AND DISPOSITION | | | | | | Total Cases Disposed |
|--------------------|--------------|--|----------------|------------------|------------------|--------------|--------------|----------------------|
| | | Under 6 Months | 6 to 12 Months | 1 to 1-1/2 Years | 1-1/2 to 2 Years | 2 to 3 Years | Over 3 Years | |
| First | Civil | 280 | 463 | 301 | 84 | 32 | 7 | 1,167 |
| | Criminal | 57 | 28 | 106 | 233 | 475 | 333 | 1,232 |
| Second | Civil | 227 | 165 | 85 | 21 | 7 | 3 | 508 |
| | Criminal | 62 | 42 | 73 | 116 | 183 | 24 | 500 |
| Third | Civil | 101 | 101 | 78 | 33 | 19 | 6 | 338 |
| | Criminal | 63 | 19 | 56 | 59 | 118 | 36 | 351 |
| Fourth | Civil | 171 | 86 | 34 | 9 | 1 | 2 | 303 |
| | Criminal | 89 | 47 | 63 | 88 | 238 | 10 | 535 |
| Fifth | Civil | 87 | 62 | 48 | 21 | 5 | 9 | 232 |
| | Criminal | 32 | 14 | 14 | 25 | 63 | 69 | 217 |
| TOTALS | Civil | 866 | 877 | 546 | 168 | 64 | 27 | 2,548 |
| | Criminal | 303 | 150 | 312 | 521 | 1,077 | 472 | 2,835 |

Note: Beginning in 2017, Illinois Workers' Compensation case statistics are no longer referenced.

TIME LAPSE: BRIEF FILING TO DISPOSITION APPELLATE COURT - CALENDAR YEAR 2020

| Appellate District | Type of Case | TIME LAPSE BETWEEN BRIEF FILING AND DISPOSITION | | | | | | Total Cases Disposed |
|--------------------|--------------|---|----------------|------------------|------------------|--------------|--------------|----------------------|
| | | Under 6 Months | 6 to 12 Months | 1 to 1-1/2 Years | 1-1/2 to 2 Years | 2 to 3 Years | Over 3 Years | |
| First | Civil | 493 | 108 | 18 | 2 | 0 | 1 | 622 |
| | Criminal | 603 | 118 | 8 | 2 | 7 | 18 | 756 |
| Second | Civil | 155 | 58 | 4 | 0 | 0 | 0 | 217 |
| | Criminal | 234 | 38 | 7 | 0 | 2 | 5 | 286 |
| Third | Civil | 111 | 70 | 22 | 8 | 8 | 2 | 221 |
| | Criminal | 153 | 61 | 10 | 2 | 7 | 5 | 238 |
| Fourth | Civil | 189 | 14 | 1 | 0 | 0 | 0 | 204 |
| | Criminal | 310 | 60 | 0 | 0 | 0 | 0 | 370 |
| Fifth | Civil | 82 | 31 | 16 | 1 | 3 | 1 | 134 |
| | Criminal | 62 | 35 | 3 | 0 | 1 | 0 | 101 |
| TOTALS | Civil | 1,030 | 281 | 61 | 11 | 11 | 4 | 1,398 |
| | Criminal | 1,362 | 312 | 28 | 4 | 17 | 28 | 1,751 |

Note: Beginning in 2017, Illinois Workers' Compensation case statistics are no longer referenced.

OPINIONS AND RULE 23 ORDERS APPELLATE COURT - CALENDAR YEAR 2020

| Appellate District | OPINIONS | | | | | | Rule 23 Orders | Summary Orders |
|--------------------|----------|------------|----------------------|------------|--------------|----------------|----------------|----------------|
| | Majority | Per Curiam | Specially Concurring | Dissenting | Supplemental | Total Opinions | | |
| First | 336 | 0 | 15 | 28 | 0 | 379 | 990 | 420 |
| | | | | | | | 14 Sp.Conc | |
| | | | | | | | 26 Dissent | |
| Second | 140 | 0 | 4 | 1 | 0 | 145 | 358 | 171 |
| | | | | | | | 1 Sp.Conc | |
| | | | | | | | 1 Dissent | |
| Third | 128 | 0 | 11 | 36 | 0 | 175 | 271 | 40 |
| | | | | | | | 9 Sp.Conc | |
| | | | | | | | 31 Dissent | |
| Fourth | 44 | 0 | 2 | 1 | 0 | 47 | 459 | 67 |
| | | | | | | | 1 Sp.Conc | |
| | | | | | | | 6 Dissent | |
| Fifth | 45 | 0 | 3 | 4 | 0 | 52 | 202 | 59 |
| | | | | | | | 6 Sp.Conc | |
| | | | | | | | 5 Dissent | |
| TOTALS | 693 | 0 | 35 | 70 | 0 | 798 | 2,280 | 757 |
| | | | | | | | 31 Sp.Conc | |
| | | | | | | | 69 Dissent | |

Note: Beginning in 2017, Illinois Workers' Compensation case statistics are no longer referenced.

**SUPREME COURT OF
ILLINOIS CASELOAD
AND STATISTICAL
RECORDS**

SUPREME COURT CASELOAD AND STATISTICAL RECORDS CASE FILINGS AND DISPOSITIONS

CAROLYN TAFT GROSBOLL, CLERK OF THE SUPREME COURT

A summary of case filings and dispositions in the Supreme Court of Illinois for the period 2016 through 2020 is presented in Table 1.

During 2020, filings in the Supreme Court totaled 1,766; 176 fewer cases than the 1,942 cases filed in 2019. The Supreme Court disposed of a total of 1,775 cases in 2020; 300 less than the 2,075 disposed of in 2019.

In 2020, there were 1,191 cases filed on the general docket, which is the predominant docket, a decrease of 50 cases, or 4.2 percent from 2019 general docket filings.

A total of 421 miscellaneous record cases were filed in 2020; 101 fewer cases than filed in 2019. The miscellaneous record consists primarily of attorney matters. In 2020, approximately 246 name-change (on roll of attorneys) petitions and 4 motions for restoration to active status on roll of attorneys (under Rule 759) were filed. Disciplinary matters account for 86 cases, and the remaining 85 cases consist of bar admission motions, petitions concerning professional service corporations, etc., under Rule 721, and various administrative matters.

In 2020, 154 miscellaneous docket cases were filed, a 25-case decrease from 2019.

This docket consists of conviction-related cases filed by pro se prisoners. Typically, a matter is placed on the miscellaneous docket, as opposed to the general docket, when papers do not conform to the Supreme Court Rules in one or more respects. This docket provides a forum for the incarcerated pro se litigant without compromising standard filing requirements.

PETITIONS FOR LEAVE TO APPEAL

In 2020, 1,057 petitions were filed, a decrease of 55 cases from the 2019 filings on the leave to appeal docket, as represented in Table 2a. As in the prior 4 years, more petitions were filed in people cases than in civil cases. The Supreme Court allowed 62 petitions (27 people/35 civil), or 6.1 percent of the petitions acted upon in 2020. As indicated in Table 2b, 1 more petition was allowed in 2020 than in 2019. The 5-year average of petitions allowed is 57.

MANDATORY APPEALS

In 2020, 5 direct appeals by right were filed on a notice of appeal from the circuit court under Rule 302(a) in civil cases, and no notices in people's cases under Rule 603.

In 2020, there were no certificates of importance from the appellate court filed pursuant to Rule 316, for a total of 2 cases in the 5-year reporting period.

OTHER ACTIVITY

In 2020, the Supreme Court filed 60 opinions, disposing of 61 cases (Table 6). This figure does not include separate dissenting or concurring opinions, which numbered approximately 25.

There were 14 petitions for rehearing filed in decided cases (See Table 7), allowing none; entertained oral argument in 49 cases (Table 5); and considered approximately 914 motions on the general docket alone, including 121 original action motions under Rules 381, 382, 383, and 384 (Table 1).

Attorney disciplinary activity (Table 8) in 2020 was concentrated on the miscellaneous record where the Court disciplined 81 attorneys by order and suspended five (5) attorneys on an interim basis by order. Three (3) petitions for reinstatement to the roll of attorneys pursuant to Supreme Court Rule 767 were presented to the Court in 2020: 2 allowed with conditions, 1 was stricken.

SUPREME COURT CASELOAD

In 2020, the Court filed four (4) Supreme Court Rule adoptions: Rule 45, adopted May 22, 2020; Rule 139, adopted July 17, 2020; Rule 14, adopted December 9, 2020; and Rule 44, adopted December 16, 2020.

In 2020, the Court filed thirty-six (36) Supreme Court Rule amendments: Rule 795, amended January 24, 2020; Rules 501, 526, 528, amended March 1, 2020; Rule 795, amended July 1, 2020; Rules 46 and 241, amended May 22, 2020; Rules 501, 526, 556 and 585, amended July 1, 2020; Rules 11 and 131, amended July 15, 2020; IRPC Rule 7.3, amended July 17, 2020; Rules 101 and 181, amended July 17, 2020; Rule 9, amended August 14, 2020; Rule 101(b) Form, amended August 14, 2020; Rules 212, 306, 315, 316, 318, 341, 368 and 705 amended October 1, 2020; Rule 415, amended October 23, 2020; Rules 280.1 and 280.2 Form, amended November 4, 2020; Rule 113, amended December 1, 2020; Rule 23 filed November 20, 2020, amended January 1, 2021; Rule 21, filed November 24, 2020, amended January 1, 2021; Rules 529, 530 and 531, filed December 9, 2020, amended January 1, 2021; Rule 63, amended December 12, 2020.

In 2020, the Court filed one (1) clerical correction to the Supreme Court Rules: Rule 795, corrected on July 1, 2020.

In 2020, the Court filed one (1) repealed and reserved Supreme Court Rule: Rule 185, on May 22, 2020.

Due to the COVID-19 pandemic, in 2020 the Court temporarily amended eight (8) Supreme Court Rules until further order: Rule 206 on June 6, 2020; Rule 711 on July 2, 2020; Rules 298, 101, 283 and 286 on September 23, 2020; and Rules 45 and 241 on October 27, 2020. The Court also relaxed rules in Article VII, Part A governing the Illinois Bar Exam on May 1, 2020 until further order of the Court.

In 2020, pursuant to Supreme Court Rule 3, the Supreme Court Rules Committee forwarded fourteen (14) matters to the Clerk of the Supreme Court to be filed on the Proposed Rule Docket, which consists of rule proposals and amendments under consideration by the Supreme Court or its committees. In 2020, twenty-two (22) matters on the Proposed Rule Docket were closed.

The Supreme Court, which is responsible for regulating the practice of law in the state, licensed 920 attorneys in 2020, a decrease of 1,230 from the 2,150 licenses awarded in 2019. The decrease in the number of attorneys licensed in 2020 was due to the July 2020 bar exam being delayed until October 2020 as a

result of COVID-19 pandemic; licensure was in January 2021 for those passing the October 2020 exam. During the past 5 years, 9,517 lawyers were licensed, an average of 1,903 per year, which is a decrease of 321 from the 5-year average, reported in 2019.

Respecting limited licensure, in 2020 the Court admitted 57 House Counsel (Rule 716) and two (2) Legal Service Program attorneys (Rule 717) and no Foreign Legal Consultants (Rule 712).

In 2020, approximately 5,320 law firms were registered with the Court pursuant to Supreme Court Rule 721 to engage in the practice of law as a professional service corporation, professional association, limited liability company, or limited liability partnership. Approximately 84 percent of these firms also provided evidence of minimum insurance or proof of financial responsibility pursuant to Rule 722 (limited liability legal practice).

SUPREME COURT CASELOAD

TABLE 1 SUMMARY OF CASE FILINGS AND FINAL DISPOSITIONS SUPREME COURT OF ILLINOIS 2016-2020

| Filings | Grand Total | Total General Docket | Direct Appeals by Right (a) | Certificates of Importance (b) | Direct Appeals by Permission (c) | Petitions for Leave to Appeal (d) | Original Action Motions (e) | Attorney Disc. Cases on General Docket | Other General Docket (f) | Total Misc. Record (g) | Total Misc. Docket (h) |
|--------------|--------------|----------------------|-----------------------------|--------------------------------|----------------------------------|-----------------------------------|-----------------------------|--|--------------------------|------------------------|------------------------|
| 2016 | 2,244 | 1,450 | 4 | 2 | 8 | 1,361 | 66 | 0 | 5 | 628 | 166 |
| 2017 | 2,208 | 1,354 | 45 | 0 | 7 | 1,221 | 79 | 0 | 2 | 657 | 197 |
| 2018 | 2,011 | 1,277 | 6 | 0 | 5 | 1,175 | 89 | 0 | 2 | 538 | 196 |
| 2019 | 1,942 | 1,241 | 2 | 0 | 4 | 1,112 | 116 | 0 | 5 | 522 | 179 |
| 2020 | 1,766 | 1,191 | 5 | 0 | 1 | 1,057 | 121 | 0 | 3 | 421 | 154 |
| Dispositions | Grand Total | Total General Docket | Direct Appeals by Right (a) | Certificates of Importance (b) | Direct Appeals by Permission (c) | Petitions for Leave to Appeal (d) | Original Action Motions (e) | Attorney Disc. Cases on General Docket | Other General Docket (f) | Total Misc. Record (g) | Total Misc. Docket (h) |
| 2016 | 2,379 | 1,533 | 13 | 6 | 7 | 1,395 | 56 | 0 | 26 | 691 | 155 |
| 2017 | 2,320 | 1,360 | 3 | 1 | 7 | 1,254 | 92 | 0 | 3 | 749 | 211 |
| 2018 | 2,071 | 1,292 | 44 | 0 | 4 | 1,155 | 87 | 0 | 2 | 576 | 203 |
| 2019 | 2,075 | 1,297 | 6 | 0 | 4 | 1,177 | 106 | 0 | 3 | 576 | 202 |
| 2020 | 1,775 | 1,139 | 6 | 0 | 1 | 1,006 | 122 | 0 | 4 | 482 | 154 |

(a) Appeals directly from the circuit court: Statutes held invalid (Rules 302(a) and 603). (b) Certification of case by Appellate Court under Rule 316. (c) Rule 302(b) motions "Dispositions" do not include motions allowed in a given year unless entire case disposed of in that same year. (d) "Dispositions" do not include petitions allowed in a given year unless entire case disposed of in that same year. (e) Motions filed under Rule 381 (mandamus, prohibition, habeas corpus), Rule 382 (legislative redistricting/ability of governor to serve or resume office), Rule 383 (supervisory authority) Rule 384 (motions to transfer & consolidate multicircuit actions). "Dispositions" do not include motions allowed in a given year unless entire case disposed of in that same year. (f) "Filings" include, for example, motions for appeal bond, motions to stay (Rule 305), certification of questions of state law from certain federal courts (Rule 20). Beginning year 2017 Rule 384 filings and dispositions are reported in column "Original Action Motions". "Dispositions" also may include allowed petitions for leave to appeal which were not completely disposed of in the year in which the petition was filed (see footnote (d)), including dismissals. (g) The Miscellaneous Record consists primarily of attorney matters, including disciplinary cases, motions for restoration to active status (Rule 759), petitions to change name on roll of attorneys, bar admission motions, and law firms seeking leave to register/renew under Rule 721. (h) Cases are filed on the Miscellaneous Docket when papers tendered by pro se prisoners do not conform to Supreme Court Rules.

SUPREME COURT CASELOAD

TABLE 2 SUMMARY OF PETITIONS FOR LEAVE TO APPEAL AND/OR AS A MATTER OF RIGHT UNDER RULES 315/317 GENERAL DOCKET SUPREME COURT OF ILLINOIS 2016 - 2020

Table 2 consists of two parts, 2a and 2b, and contains all information presented in former Table 2, as well as the following additional information: a new column for "denied with supervisory order," and a note that the "total disposed" column now includes petitions "denied with supervisory order" and petitions that were "allowed." The "percent allowed" column reflects these changes.

TABLE 2A | FILINGS

| | Total Filed | (People) | (Civil) |
|-------------|--------------|--------------|--------------|
| 2016 | 1,361 | (845) | (516) |
| 2017 | 1,221 | (785) | (436) |
| 2018 | 1,175 | (755) | (420) |
| 2019 | 1,112 | (652) | (460) |
| 2020 | 1,057 | (650) | (407) |

TABLE 2B | DISPOSITIONS

| | Total Allowed | (People) | (Civil) | Denied, Dismissed or Withdrawn | Denied with Supervisory Order | Total Disposed (a) | Percent Allowed (b) |
|-------------|---------------|-------------|-------------|--------------------------------|-------------------------------|--------------------|---------------------|
| 2016 | 62 | (23) | (39) | 1,395 | 94 | 1,551 | 4.0% |
| 2017 | 51 | (26) | (25) | 1,139 | 47 | 1,237 | 4.1% |
| 2018 | 53 | (22) | (31) | 1,071 | 34 | 1,158 | 4.6% |
| 2019 | 61 | (26) | (35) | 1,095 | 22 | 1,178 | 5.2% |
| 2020 | 62 | (27) | (35) | 948 | 54 | 1,009 | 6.0% |

(a) Total disposed includes petitions allowed, denied, denied with supervisory order, dismissed and withdrawn.

(b) Relationship between petitions allowed and all petitions disposed, i.e., denied, denied with supervisory order, dismissed, withdrawn, and allowed.

SUPREME COURT CASELOAD

TABLE 3 MANDATORY JURISDICTION APPEALS - GENERAL DOCKET SUPREME COURT OF ILLINOIS 2016 - 2020

| | Total Filed | Statute Invalid | | Certificate of Importance | | Total Disposed | Statute Invalid | | Certificate of Importance | |
|-------------|-------------|-----------------|----------|---------------------------|----------|----------------|-----------------|----------|---------------------------|----------|
| | | People | Civil | People | Civil | | People | Civil | People | Civil |
| 2016 | 6 | 2 | 2 | 0 | 2 | 19 | 7 | 6 | 0 | 6 |
| 2017 | 45 | 8 | 37 | 0 | 0 | 3 | 1 | 1 | 0 | 1 |
| 2018 | 6 | 3 | 3 | 0 | 0 | 44 | 8 | 36 | 0 | 0 |
| 2019 | 2 | 1 | 1 | 0 | 0 | 6 | 3 | 3 | 0 | 0 |
| 2020 | 5 | 0 | 5 | 0 | 0 | 6 | 2 | 4 | 0 | 0 |

TABLE 4 GENERAL DOCKET PEOPLE AND CIVIL CASES - SUPREME COURT OF ILLINOIS 2016 - 2020

| | Total Filed | (People) | (Civil) | Total Disposed | (People) | (Civil) |
|-------------|--------------|------------|------------|----------------|------------|------------|
| 2016 | 1,450 | 884 | 566 | 1,533 | 942 | 591 |
| 2017 | 1,354 | 823 | 531 | 1,360 | 839 | 521 |
| 2018 | 1,277 | 796 | 481 | 1,291 | 779 | 512 |
| 2019 | 1,241 | 705 | 536 | 1,295 | 771 | 524 |
| 2020 | 1,191 | 703 | 488 | 1,140 | 659 | 481 |

SUPREME COURT CASELOAD

TABLE 5 SUMMARY OF THE CALL OF THE DOCKET- SUPREME COURT OF ILLINOIS 2016-2020

| | Cases Submitted | (People) | (Civil) |
|-------------|-----------------|-------------|-------------|
| 2016 | 51 | (28) | (23) |
| 2017 | 52(a) | (26) | (26) |
| 2018 | 58(b) | (27) | (31) |
| 2019 | 56 | (23) | (33) |
| 2020 | 49(c) | (21) | (28) |

Cases submitted on briefs without oral argument: (a) 1; (b) 1; (c) 2

SUPREME COURT CASELOAD

TABLE 6 SUMMARY OF OPINIONS - SUPREME COURT OF ILLINOIS 2016 - 2020

| | Total Filed (a) | (People) | (Civil) | Disposing of Cases on Merits |
|-------------|-----------------|-------------|-------------|------------------------------|
| 2016 | 63 | (34) | (29) | 74 |
| 2017 | 59 | (33) | (26) | 66 |
| 2018 | 48 | (24) | (24) | 86 |
| 2019 | 52 | (18) | (35) | 58 |
| 2020 | 60 | (27) | (33) | 61 |

(a) Category does not include dissenting or concurring opinions.

TABLE 7 SUMMARY OF REHEARINGS - SUPREME COURT OF ILLINOIS 2016 - 2020

| | Total Filed | (People) | (Civil) | Total Allowed (a) | (People) | (Civil) |
|-------------|-------------|------------|------------|-------------------|------------|------------|
| 2016 | 18 | (9) | (9) | 0 | (0) | (0) |
| 2017 | 16 | (8) | (8) | 0 | (0) | (0) |
| 2018 | 12 | (6) | (6) | 0 | (0) | (0) |
| 2019 | 9 | (4) | (5) | 0 | (0) | (0) |
| 2020 | 14 | (7) | (7) | 0 | (0) | (0) |

(a) Petitions not allowed are denied or, occasionally, dismissed or withdrawn on motion, or not ruled on in the reporting year.

SUPREME COURT CASELOAD

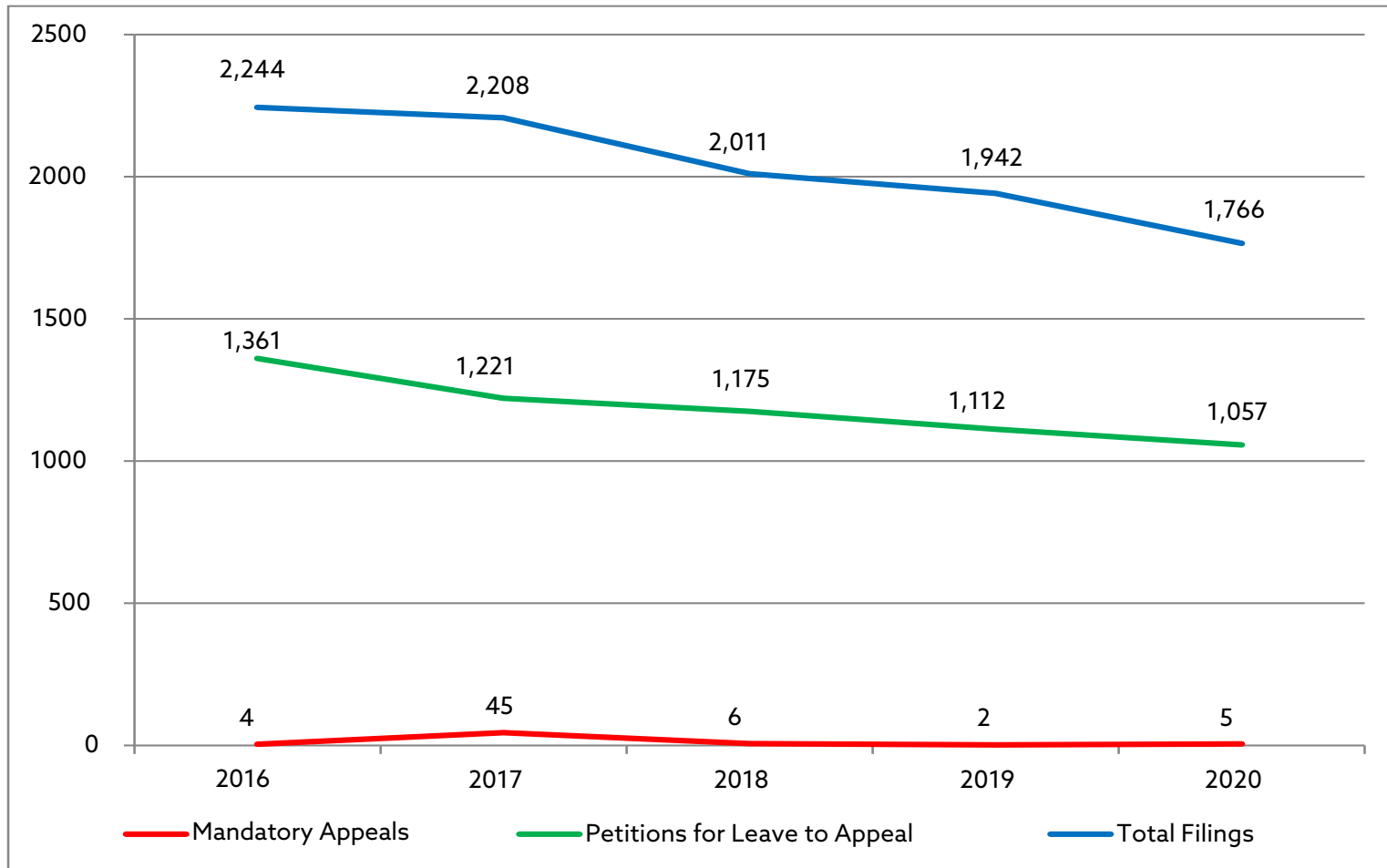
TABLE 8 ATTORNEY DISCIPLINARY CASES - SUPREME COURT OF ILLINOIS
CALENDAR YEAR 2020

| | Dispositions | Total |
|--|--------------|-------|
| Discipline Imposed by Order | | |
| Rule 753 proceedings on recommendation of Hearing or Review Board of the Attorney Registration and Disciplinary Commission | 24 | 81 |
| Rule 762(a) Voluntary disbarment | 8 | |
| Rule 762(b) Discipline on consent | 21 | |
| Rule 763 Reciprocal discipline | 28 | |
| Discipline by Opinion | 0 | 0 |
| Interim Suspension Orders | | |
| Rule 761 | 1 | 5 |
| Rule 774 | 4 | |
| Reinstatement to Roll of Attorneys | | |
| Petition Allowed w/conds | 2 | 3 |
| Petition Stricken | 1 | |
| Total Dispositions | | 89 |

| Reinstatement Petitions | Reprimand | Censure | Interim Suspension | Probationary Suspension | Suspension | Disbarment | Total Dispositions |
|-------------------------|-----------|---------|--------------------|-------------------------|------------|------------|--------------------|
| 3 | 5 | 4 | 5 | 12 | 12 | 23 | 89 |

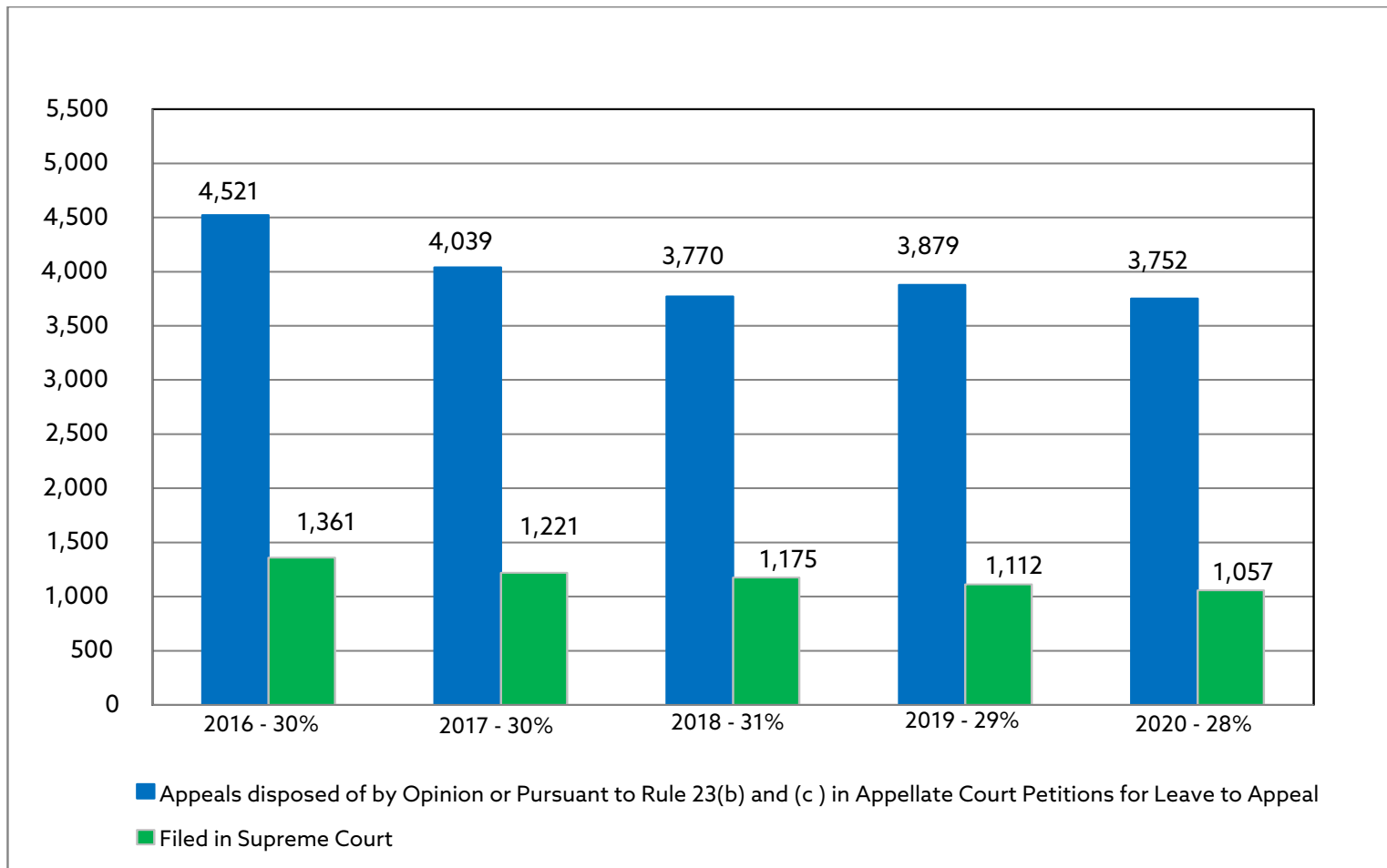
SUPREME COURT CASELOAD

FIGURE 1: FILLINGS 2016 - 2020



SUPREME COURT CASELOAD

FIGURE 2: PETITIONS FOR LEAVE TO APPEAL FILED AS A PERCENT OF APPEALS DECIDED BY APPELLATE COURT OPINION OR RULE 23 ORDER 2016-2020



NOTE: BEGINNING IN 2017, APPEALS DISPOSED TOTAL DOES NOT INCLUDED ILLINOIS WORKERS' COMPENSATION CASES.