1989 ANNUAL REPORT



to the
SUPREME COURT OF ILLINOIS

ADMINISTRATIVE OFFICE
OF THE
ILLINOIS COURTS

1989 ANNUAL REPORT



to the
SUPREME COURT OF ILLINOIS

ADMINISTRATIVE OFFICE
OF THE
ILLINOIS COURTS

REPORT OF THE ADMINISTRATIVE DIRECTOR SAMUEL D. CONTI



ADMINISTRATIVE OFFICE OF THE ILLINOIS COURTS

SAMUEL D. CONTI
DIRECTOR
SUPREME COURT BUILDING
SPRINGFIELD 62701-1791

30 NORTH MICHIGAN AVENUE
CHICAGO 60602-3658

TO: The Honorable Chief Justice and Justices of the Supreme Court

I tender herewith the annual report of the Administrative Office for calendar year 1989. This year's report presents information and statistics on new developments in all three levels of the Illinois court system. It also discusses in detail the increased number of services that the Administrative Office has begun providing to the Appellate and trial courts of Illinois since its reorganization, which was completed in 1988.

At the request of Chief Circuit Judges and clerks of the courts, in 1989 the Administrative Office provided extensive technical assistance in various facets of trial and Appellate court operations. Specifically, technical assistance was rendered in the areas of records management, automation, court security, facilities, recordkeeping procedures and probation management and operations. Generally, this technical assistance resulted in written field reports with findings and recommendations.

Also instituted by the Administrative Office in 1989 was the concept of court training by topics which cut across job functions. Utilizing this training method, chief judges, administrators and court clerks attended seminars together as a court administration team. Among many new programs instituted during 1989 were a program in administration for women executives in criminal justice, a seminar in court automation and a seminar on child sexual abuse.

In 1988, and continuing in 1989, the Administrative Office embarked on a number of reforms of the court system's financial operations. These efforts were further enhanced with the release of the Auditor General's audits of the judiciary's financial system which served to reinforce the need for continued improvements in our financial management practices.

In 1989, the Supreme Court handed down 162 full opinions and 14 supervisory orders and ruled on 1,321 petitions for leave to appeal. The Court received 2,725 new filings in 1989 on the general docket, miscellaneous docket and miscellaneous record, and admitted 2,628 new lawyers to the practice of law.

There were 7,612 new filings (a 1 % decrease) in the Appellate Court in 1989 and 7,722 dispositions (an increase of 1%). 2,084 cases were disposed of with opinions by the Appellate Court in 1989 (increase of 8%). During 1989, Appellate Court judges disposed of 2,708 cases by Rule 23 order (an increase of 3% from 1988).

The number of cases filed in the circuit courts of Illinois during 1989 was 3,851,861 (a decrease of 5% from 1988). The number of cases disposed of in the circuit courts during 1989 was 4,203,351 (a decrease of less than 1%).

This office continues to discharge its constitutional responsibility to assist the Court in exercising "general administrative and supervisory authority over all courts". I think what the reorganization of the Administrative Office accomplished during 1988 will continue to greatly facilitate our ability to carry out these responsibilities and to be responsive to the Court.

Respectfully Submitted,

Samuel D. Conti

Samuel D. Conti
Director



ILLINOIS SUPREME COURT BUILDING
Springfield, Illinois

Drawing by William H. Crook

TABLE OF CONTENTS

TITLE PAGE i
LETTER OF TRANSMITTAL FROM SAMUEL D. CONTI v
TABLE OF CONTENTS vii
IN MEMORIAM x
JUDICIAL RETIREMENTS xii
I. THE SUPREME COURT 3
Jurisdiction and Organization 3
Administrative and Supervisory Authority 3
1989 Supreme Court Caseload Summary 3
Clerk of the Supreme Court 3
Supreme Court Marshal 4
Reporter of Decisions 4
Supreme Court Research Department 4
Supreme Court Library 4
Supreme Court Rules Committee 5
New or Amended Rules Adopted by the Supreme Court 5
Court-Annexed Arbitration 9
Judicial Appointments by Supreme Court 9
Assignment of Retired Judges to Judicial Service 11
1989 Annual Report of the Supreme Court to the General Assembly 14
II. THE APPELLATE COURT 29
Jurisdiction and Organization 29
Supreme Court Assignment of Judges to the Appellate Court 30
1989 Appellate Court Caseload Summary 30
Annual Meeting of the Illinois Appellate Court 30
Administrative Committee of the Illinois Appellate Court 30
Appellate Court Clerks 30
Appellate Court Research Departments 30
III. THE CIRCUIT COURTS 33
Jurisdiction and Organization 33
1989 Circuit Court Caseload Summary 33
1989 Conference of Chief Circuit Judges 33
Out-of-Circuit Assignments 34
Rule 295 Assignments 34
Clerk of the Circuit Court 35
IV. THE JUDICIAL CONFERENCE 39
1989 Annual Meeting of the Illinois Judicial Conference 39
1989 Associate Judge Seminar 39
1989 New Judge Seminar 40
1989 Regional Seminar Programs 40
1989 Study Committees 41
V. THE COURTS COMMISSION 45
VI. THE ADMINISTRATIVE OFFICE 49
Introduction 49
Administrative Services Division 49
Court Services Division 51
Executive Office 55
Intergovernmental Relations Unit 55
Judicial Branch Education Division 56
Judicial Management Information Services 60

Legal Services Division 60
Planning, Research & Special Projects Division 63
Probation Services Division 64
Age of Pending Cases Reports 68
Rule 39 — Appointment of Associate Judges 68
Rule 215(d) — Impartial Medical Experts 69
Rule 711 — Representation by Supervised Senior Law Students 72
Secretariat 72
Distribution of Supreme Court Opinions and Legislative Summaries 72
Publications of the Administrative Office 72
VII. LEGISLATION AFFECTING THE COURTS 77
VIII. JUDICIAL OFFICERS OF THE STATE OF ILLINOIS 87
The Judicial Districts of Illinois Supreme and Appellate Courts 89
Justices of the Supreme Court of Illinois 90
Judges of the Appellate Court of Illinois 91
The Judicial Circuits of Illinois 92
Circuit Court Judicial Officers of Illinois 93
IX. 1989 CASELOADS AND STATISTICAL RECORDS OF THE ILLINOIS COURTS 103
The Illinois Supreme Court 1989 Caseload and Statistical Records 105
The Illinois Appellate Court 1989 Caseload and Statistical Records 109
The Illinois Circuit Court 1989 Caseload and Statistical Records 117
The Circuit Court of Cook County 1989 Caseload and Statistical Records 191
The Illinois Circuit Court Probation 1989 Personnel Caseload and Statistical Records 221
The Illinois Judicial Branch 1989 Appropriations and Expenditures of State Funds 251
X. APPENDICES 257
Appendix A — Constitution of 1970, Article VI — The Judiciary 259
Appendix B — Administrative Office of the Illinois Courts Historical Development 263
Appendix C — Judicial Salary Structure 263
Appendix D — Genealogy of Judges of the Illinois Supreme Court (1818–1989) 266

IN MEMORIAM

Circuit Judges

Hon. Zollie O. Arbogast, Jr. (Retired), 5th Circuit	November 28, 1989
Hon. John Beynon (Retired), 17th Circuit	October 17, 1989
Hon. Marion E. Burks (Retired), Cook County	November 29, 1989
Hon. Paul M. Hickman (Retired), 4th Circuit	September 26, 1989
Hon. John M. Hollenbeck (Retired), 5th Circuit	May 16, 1989
Hon. Fred J. Kullberg, 17th Circuit	January 10, 1989
Hon. F. Emmett Morrissey (Retired), Cook County	September 30, 1989
Hon. Anton A. Smigiel (Retired), Cook County	December 30, 1989
Hon. William J. Sunderman, 5th Circuit	April 19, 1989
Hon. Stanley Thomas (Retired), 7th Circuit	May 29, 1989
Hon. James R. Watson (Retired), 5th Circuit	December 9, 1989

Associate Judges

Hon. Lionel Berc (Retired), Cook County	November 8, 1989
Hon. Anthony Bloemer (Retired), 20th Circuit	January 30, 1989
Hon. James J. Chrastka (Retired), Cook County	August 22, 1989
Hon. Frederick Henzi, 18th Circuit	May 1, 1989
Hon. Benjamin Kanter (Retired), Cook County	August 12, 1989
Hon. Richard A. Porter, 9th Circuit	March 28, 1989
Hon. Darrell Reno (Retired), 11th Circuit	July 2, 1989
Hon. Thomas W. Sherard, Cook County	April 13, 1989

JUDICIAL RETIREMENTS

The following judges left the Illinois judicial system during 1989 either by retirement, resignation, conclusion of term, or appointment to the federal bench. Those both elected and appointed to judicial office are included.

Appellate Court Judges

Hon. George W. Lindberg, Second District
November 9, 1989

Hon. William R. Nash, Second District (Assigned)
December 3, 1989

Hon. R. Eugene Pincham, First District
December 6, 1989

Hon. William R. Quinlan, First District
November 11, 1989

Circuit Judges

Hon. Carl H. Becker, Twentieth Circuit
December 28, 1989

Hon. Dennis L. Berkbigler, Fourth Circuit
March 12, 1989

Hon. James M. Bumgarner, Tenth Circuit
December 4, 1989

Hon. Richard J. Fitzgerald, Cook County
January 16, 1989

Hon. Roger J. Kiley, Jr., Cook County
February 15, 1989

Hon. John C. Layng, Seventeenth Circuit
December 1, 1989

Hon. John P. McGury, Cook County
June 30, 1989

Hon. Thomas G. Roady, Jr., Seventh Circuit
July 31, 1989

Hon. Dean M. Trafelet, Cook County
August 31, 1989

Hon. Creed D. Tucker, Sixth Circuit
December 15, 1989

Hon. Robert G. Wren, Thirteenth Circuit
August 2, 1989

Associate Judges

Hon. Francis X. Golniewicz, Cook County
March 31, 1989

Hon. Edward A. McIntire, Twenty-First Circuit
May 31, 1989

Hon. William K. O'Connor, Fourteenth Circuit
July 31, 1989

Hon. Simon S. Porter, Cook County
December 28, 1989

Hon. S. Bruce Scidmore, Eighteenth Circuit
December 27, 1989

Hon. John A. Whitney, Tenth Circuit
January 31, 1989

Hon. Robert R. Wooldridge, Cook County
December 8, 1989

I

THE SUPREME COURT

THE SUPREME COURT

JURISDICTION AND ORGANIZATION

The Illinois Supreme Court is the highest court in the Illinois judicial system. Its jurisdiction is primarily appellate, but it has original jurisdiction in several categories of cases listed in the 1970 Constitution. It hears appeals from decisions both of the Appellate Court and of the Circuit Courts, and its appellate caseload consists of discretionary appeals and appeals as of right. For a more detailed description of the Court's jurisdiction, see sections 4 and 9 of article VI of the Constitution of 1970, in Appendix A.

Three of the seven justices of the Court are elected from the First Judicial District (Cook County) and one from each of the other four judicial districts. Justices are elected for 10 year terms. Four justices constitute a quorum and the concurrence of four is necessary for a decision. (Ill. Const. 1970, art. VI, secs. 2, 3 and 10.)

The Court is in session in Springfield, and occasionally in Chicago, for five terms each year during the months of January, March, May, September and November. At each term, the Court issues opinions, holds conferences, hears oral arguments, rules on motions, considers modifications to Supreme Court rules and meets with the Administrative Director to consider administrative and budgetary matters.

ADMINISTRATIVE AND SUPERVISORY AUTHORITY

General administrative and supervisory authority over the unified Illinois judicial system is vested by the Constitution in the Supreme Court. Acting in accordance with the Court's rules, the Chief Justice, who is selected for a three year term, exercises this authority. The Court appoints an Administrative Director and staff to assist the Chief Justice in his duties. (Ill. Const. 1970, art. VI, sec. 16.) In addition to the general grant of administrative authority contained in section 16 of article VI, the Constitution also identifies specific administrative powers which the Court shall or may exercise. These powers include:

(1) Prescribing the number of appellate divisions in each judicial district;

(2) Assigning judges to appellate divisions;

(3) Prescribing the time and place for appellate divisions to sit;

(4) Providing for the manner of appointing associate judges;

(5) Providing for matters assignable to associate judges;

(6) In the absence of law, filling judicial vacancies by appointment;

(7) Prescribing rules of conduct for judges;

(8) Assignment of retired judges to judicial service;

(9) Appointment of an Administrative Director and staff;

(10) Temporary assignment of judges;

(11) Providing for an annual Judicial Conference and reporting thereon annually in writing to the General Assembly;

(12) Appointment of the Supreme Court Clerk and other non-judicial officers of the Court.

To complement these enumerated duties, the Court exercises other administrative functions pursuant to statute or through power inherent in the operation of the Court. The annual judicial budget prepared by the Administrative Director is approved by the Court. The Court employs three law clerks for each Justice as well as staff attorneys and other research department personnel. It selects a Marshal and Supreme Court Librarian. The Court also appoints the State Appellate Defender and two persons to the State Appellate Defender Commission; and three judges to the Board of Trustees of the Judges Retirement System. From time to time, the Court appoints committees, as the need arises, to study and suggest amendments in substantive and procedural law, Supreme Court rules, and other matters affecting the administration of justice.

1989 SUPREME COURT CASELOAD SUMMARY

During the 1989 terms, the seven justices handed down 162 full opinions and 14 supervisory orders; ruled on 64 petitions for rehearing, and ruled on 1,321 petitions for leave to appeal. Of the petitions for leave to appeal, 101 or 7.25% were allowed. The Court received 2,725 new filings in 1989 on the general docket, miscellaneous docket, and miscellaneous record and admitted 2,628 new lawyers to the practice of law.

THE CLERK OF THE SUPREME COURT

Since her appointment in July 1982, Juleann Hornyak has served as the Clerk of the Illinois Supreme Court. In general, the duties of the Clerk include the receipt and processing of filings and the maintenance of dockets, records, files and statistics on the activities of the Court.

The Clerk maintains two offices: the main office (with 11 deputy clerks and two part-time employees) in the Supreme Court Building in Springfield and a satellite office (with two deputy clerks) in the Richard J. Daley Center in Chicago, which was opened in 1986, primarily to accommodate the filing and processing of motions and corresponding orders from the populous First District.

The foremost responsibility of the Clerk's office is assisting the Court in the management of its caseload. This consists of ensuring that tendered cases are within the Court's jurisdiction, that documents are in proper form and that parties otherwise conform to the applicable Supreme Court rules, that filing dates are met so that cases can proceed according to schedule, and that matters are presented to the Court for disposition at the appropriate time. The Clerk's office monitors the flow of cases from initiation in the Court to the issuance of mandates and final orders.

In addition, the Clerk's office is responsible for the following:

1. Maintaining the roll of attorneys licensed to practice in Illinois,
2. Processing the licensing of attorneys and coordinating the semi-annual admission ceremonies,
3. Registering and renewing professional service corporations and associations engaged in the practice of law,
4. Filing judicial financial disclosure statements, and
5. Serving as a public information office of the Court.

THE SUPREME COURT MARSHAL

Carolyn D. Taitt was appointed Supreme Court Marshal effective November 29, 1989, upon the retirement of former Marshal Louie F. Dean on October 16, 1989. Mrs. Taitt was formerly the Marshal's Administrative Assistant for the past twelve years.

The Marshal's office is currently staffed with approximately twenty employees. Her duties consist of supervision of those employees; overseeing all the renovations, repairs, daily maintenance, etc., for the building and grounds; maintaining security for all employees of the building and all Justices around the clock; extending courtesies and welcome mats to all groups and/or individuals seeking a tour of the building and sharing her knowledge of the building and the history of the Court with those interested in becoming enlightened concerning the story and workings of the Supreme Court and the general day-to-day operations of the Supreme Court Building and grounds.

The Marshal attends all sessions of the Court, both in Springfield and Chicago, and performs other duties at the direction of the Court. Those duties include service of legal documents on individual attorneys in disciplinary matters and bringing them before the Court.

REPORTER OF DECISIONS

The Reporter of Decisions for the Illinois Supreme and Appellate Courts has edited and published the Illinois Reports since 1833. Prior to 1970, the Reporter, while authorized by the Court to publish the opinions of the Supreme Court in its name, was not an officer of the Court. By an act of the General Assembly, however, the Office of the Reporter of Decisions was created, serving directly under the Court. By the same act, the Reporter was given statutory authority to publish the decisions of the Appellate Court, and has done so in the Illinois Appellate Court Reports since 1970. In addition to approximately five volumes of the Illinois Reports, approximately 14 volumes of the Illinois Appellate Court Reports and bound volume indexes to the opinions of the Court published by the Reporter's office each year, the office also publishes 26 biweekly paperback advance sheets, containing recent opinions of the Supreme and Appellate Courts, new and amended rules of the Supreme Court, and dispositions of petitions for leave to appeal and various other matters pending before the Supreme Court.

Brian C. Ervin, formerly an Illinois Assistant Attorney General and Assistant Reporter of Decisions, has served as Reporter of Decisions since 1987, and supervises a staff of 14 full-time employees in Bloomington.

THE SUPREME COURT RESEARCH DEPARTMENT

The Supreme Court Research Department was established in October, 1979 as the "Supreme Court Research Project". The project authorized a director, two staff attorneys and a secretary. Norman Walker was appointed as the first research director and served in that capacity until he retired in December, 1980. At that time, Robert H. Gillespy was appointed research director and served until December, 1989. The department is currently headed by senior research attorney Michael R. Robinson.

The Research Department is responsible for performing a variety of tasks which aid the Court in the disposition of appeals. Specifically, research attorneys provide a variety of legal research and writing assignments which include preparation of memoranda on: pending petitions for leave to appeal; cases briefed and ready for oral argument; and full-court motions. Research attorneys also assist in drafting supervisory orders and participate in special research projects for the Court.

During most of 1989, the Research Department staff consisted of the research director, the senior research attorney, five research attorneys, an administrative secretary and two secretaries.

SUPREME COURT LIBRARY

Melanie R. Solon was appointed Supreme Court Librarian in April, 1989. She received her J.D. degree from Ohio Northern University and her Master of Law Librarianship from the University of Washington. She previously had been the Head of Public Services at the Ohio State University College of Law Library. The Supreme Court Librarian is responsible for the administration of the technical and service operations of the library.

The staff of the Supreme Court Library supports the research needs of the Supreme Court and the state's appellate court. The library's collection, numbering over 85,000 volumes,

consists of the federal and fifty state codes and reporters, administrative publications, and commercial treatises, specializing in Illinois, labor and criminal law. The library subscribes to over 500 serial titles.

In November, 1989, Christine A. Clatt was appointed by the Supreme Court Librarian as Public Services Librarian. She received her J.D. degree from Loyola University of the South and her M.S. in Library and Information Science from the University of Illinois. She was previously employed as a graduate assistant at the University of Illinois Law Library.

SUPREME COURT RULES COMMITTEE

The Supreme Court has a standing committee on rules. This Committee was first organized in 1963 in anticipation of the increased responsibility of the Supreme Court in the area of rule making under the 1964 constitutional amendment. During the calendar year 1989, the Committee was composed of the following persons:

Professor Jo Desha Lucas, Chairman
Murray R. Conzelman, Esq.
John Powers Crowley, Esq. (d. 1/10/89)
Hon. Harold L. Jensen (resigned 3/24/89)
Watts C. Johnson, Esq.
Sidney Z. Karasik, Esq.
Fred Lambruschi, Esq.
Carl W. Lee, Esq.
Delmer R. Mitchell, Jr., Esq.
Hon. William R. Quinlan
Hon. Dom J. Rizzi
Lee J. Schwartz, Esq.
Peter M. Sfikas, Esq.
Jack M. Siegel, Esq.
James J. Stamos, Esq.
Robert L. Stern, Esq. (Emeritus)
Hon. John E. Sype

Hon. Benjamin K. Miller of the Supreme Court of Illinois was the Supreme Court's Liaison and William M. Madden, Esq., Deputy Director of the Administrative Office of the Illinois Courts acted as Secretary. Detailed below are various rules changes adopted by the Supreme Court (or became effective) during calendar year 1989 and proposals that were submitted for the consideration of the Rules Committee during calendar year 1989.

NEW OR AMENDED RULES ADOPTED BY THE ILLINOIS SUPREME COURT

During 1989, the Supreme Court adopted several new rules and amended several others. Also, several rules adopted and amended during 1988 became effective during 1989.

In the latter category are new Rules 3 and 30, adopted by order entered November 21, 1988, but not effective until January 1, 1989.

Rule 3 formally creates a Rules Committee and sets out fairly elaborate procedures for that Committee to receive, consider and report to the Court concerning proposals to modify the Supreme Court Rules.

Rule 30, for the first time and as anticipated by section 16 of Article VI of the Illinois Constitution of 1970, sets out the administrative duties of the Chief Justice. The rule also set out the duties of the Administrative Director.

Rules 105, 204, 284, 304 and 307 were amended, effective January 1, 1989.

Rules 105 and 284 were amended to comply with new postal regulations which provide that certified or registered mail may be sent on a "restricted delivery" basis only if it is to be delivered to a natural person.

Rule 204(c) was amended so that a physician's or surgeon's deposition may be taken with the consent of the physician or surgeon only after agreement of the parties. It is not enough any longer to proceed with a deposition if only the physician or surgeon has consented; the parties must also agree.

Rule 304 was amended to clarify the time within which notice of appeal must be filed in cases involving appeals from final judgments that apply to fewer than all the parties or do not dispose of an entire proceeding.

Paragraph(d) was added to Rule 307, providing specific procedures to be followed when appealing from adverse rulings from trial court orders dealing with temporary restraining orders.

Rule 504 was amended to allow the clerk of the circuit court, as well as the arresting officer, to schedule a defendant's first appearance in a traffic or conservation case, or other cases covered by Article V. The practice in some counties is to require the arresting officer to leave the first appearance block of the uniform ticket blank, having the clerk notify the defendant by mail of the date of first appearance. The practice facilitates scheduling of court time and resources.

Rules changes effective February 1, 1989

On February 1, 1989, the Supreme Court adopted new Rule 296, to be effective immediately.

Rule 296 offers a comprehensive plan to allow trial courts to enforce court-ordered child support and maintenance and to maintain suitable audit trails for payments and defaults. Under the rule, all child support and maintenance payments are required to be made to the clerk of the circuit court. In the event of default, provision is made for automatic enforcement proceedings. Because the procedures provided for in new Rule 296 are a substantial departure from traditional methods of enforcing child support and maintenance, the rule is effective only in those counties in which both the chief circuit judge and the clerk of the circuit court have agreed to undertake the experimental use of the procedures.

Rule changes effective April 3, 1989

Effective April 3, 1989, the Supreme Court reinstituted Rule 705, (Attorney) Qualification on a Foreign License, which had been repealed by the Court on July 15, 1988. The new rule does not require the applicant to be an Illinois resident or to prove that he or she will actively and continuously engage in the practice of law in the state of Illinois. Apparently those provisions were dropped in view of the holding by the Supreme Court of the United States that such provisions violate the Privileges and Immunities Clause of the United States Constitution.

Rule changes effective August 1, 1989

Effective August 1, 1989, the Court amended Rules 201, 204, 307, 310, 311, 352 and 711 and made various modifications to Article V (Rules on Trial Court Proceedings in Traffic and Conservation Offenses, Ordinance Offenses, Petty Offenses, and Certain Misdemeanors — Bail Schedules). Effective August 1, 1989, the Supreme Court also adopted new Rules 137, 224 and 375.

Rule 201 was amended to allow local circuits to adopt rules prohibiting the filing of certain discovery materials.

Rule 204 was amended to make payment of reasonable professional fees to physicians and surgeons who are deposed mandatorily, rather than permissibly.

Rule 310 was amended to allow a judge to participate in a prehearing conference, even if he or she might participate in the decision of the case, if the parties agree.

Rule 311 was amended to allow a case to be put on an accelerated docket on the court's own motion, and specifies additional procedures to be followed when a case is to be moved to an accelerated docket.

Rule 352 was amended to clarify that the rule allows all parties to argue orally, if any party has requested the right to argue orally.

Rule 711 was amended to allow graduates, under certain circumstances, to receive a license, even though they have taken the bar examination.

The various amendments to Article V were recommended by the Conference of Chief Circuit Judges and were made to update the rules therein and conform them to recent changes in the statutes and to make other changes to meet practical problems in the efficient administration of the rules.

New Rule 137 replaces section 2-611 of the Code of Civil Procedures and establishes requirements under which parties and attorneys are responsible for asserting that, to the best of their knowledge, information and belief formed after reasonable inquiry that material in documents filed with the court are well grounded in fact and warranted by existing law or a good-faith argument for the extension, modification or reversal of existing law, and that it was not interposed for any improper purpose, such as to harass or to cause unnecessary delay or needless increase in the cost of litigation. Penalties are specified.

New Rule 224, Discovery Before Suit to Identify Responsible Persons and Entities, provides procedures which allow an action to be filed to compel discovery for the sole purpose of attempting to identify parties who might be liable in damages.

New Rule 375 is the appellate counterpart to new Rule 137, and it allows the Appellate Court to impose sanctions for frivolous or bad faith appeals or for failure to comply with rules governing appeals.

Rule changes effective September 1, 1989

Effective September 1, 1989, the Court amended Rule 352 to reduce the time allowed for oral argument in all cases except capital cases.

Rule changes effective October 13, 1989

Effective October 13, 1989, the Court amended Rules 751, 753, 762, 766, 771, 773 and 775. The changes were suggested by the Supreme Court's Blue Ribbon Committee to Study the Functions and Operations of the Attorney Registration and Disciplinary Commission (the ARDC). The Supreme Court made the following changes in its rules. The Court:

(a) Amended Rule 753(a)(1) to require that one of every three members of each Inquiry Board panel be a nonlawyer.

(b) Amended Rule 753(d) to provide that the terms of members of the Review Board be limited to two consecutive three-year terms.

(c) Amended Rules 753(c)(3) and 753(e)(3) and added Rule 771(h) to provide for reprimand as an additional type of discipline.

(d) Amended Rule 762 to provide that, before final judgment, the parties may, with the consent of the Board before which the matter is pending, and subject to the final approval of the Supreme Court, agree to dispose of any pending disciplinary proceeding by the imposition of a specified sanction. If the Board or the Court does not consent to the agreed disposition, the respondent's admissions, if any, will be void and the matter will proceed before a different panel as if no agreement had taken place.

(e) Amended Rule 751(e)(3) to require the Commission to audit the Administrator's decisions to file no complaint following an investigation under Rule 752(a). The Commission will, after the fact, review the substance of representative samples of such "no-prosecute" decisions.

(f) Amended Rule 766 to substantially eliminate the requirement of confidentiality following the filing and service of a formal complaint before the Hearing Board.

(g) Added Rule 753(f) to provide that a respondent's failure to appear without adequate reason at any hearing is a separate ground for a finding of misconduct.

(h) Amended Rule 753(c)(5) to provide that information regarding prior discipline of a respondent should not be divulged to a hearing panel, unless the matter would be admissible under rules of evidence for reasons other than to show a propensity to commit the misconduct in question.

(i) Amended Rule 773(b) to allow ARDC staff counsel to seek recovery of costs against respondents who fail to comply with investigative requests, or in other ways fail to cooperate with the investigations, regardless of the outcome of the case.

(j) Added Rule 751(e)(8) to provide that the Commission should institute a comprehensive orientation program for new members of the Inquiry Board.

(k) Added Rule 775 providing immunity from civil liability for complainants with regard to communications made to the Attorney Registration and Disciplinary Commission, its administrators, staff, investigators and members of its boards.

Rule changes effective November 1, 1989

Effective November 1, 1989, the Supreme Court amended Rule 764, and adopted new Rules 769 and 776.

Rule 764 was rewritten to revise and make more stringent the requirements that apply to disciplined attorneys and those affiliated with disciplined attorneys regarding recordkeeping, notice to clients, courts and others, etc.

New Rule 769 specifies recordkeeping requirements for all attorneys, not only those operating under disciplinary orders.

New Rule 776 establishes a requirement that a receiver be appointed to perform certain duties when it is determined that a lawyer is not able to properly discharge his professional responsibilities.

During 1989, the following proposals were received by the Rules Committee. The proposals have been reviewed by the Committee and will be acted upon in due course.

89-1 Rule 220 should be amended to allow trial judges, without the consent of the parties, to waive the applicability of the requirement that experts be disclosed 60 days or more before the date of trial when justice might require such a waiver, in complicated cases where there are numerous parties and numerous experts. Proposal DOES NOT include giving judges the power to waive the requirement that experts be disclosed within the time now required by Rule 220. At its meeting in Chicago on Friday, April 28, 1989, the Rules Committee voted unanimously to recommend to the Supreme Court that NO CHANGE be made in Rule 220.

89-2 New Rule 250 or 274 would allow litigants to compel opponents, under possible penalty of costs, expenses and reasonable attorneys' fees, to consider offers of settlement which offers would be irrevocable for ten (10) days following service of the offer. If the settlement offer is accepted, order of settlement is to be entered by clerk of court. Referred to Civil Procedures Subcommittee.

89-3 The Supreme Court should reenact former Rule 705, Qualification on Foreign License, with only modest modifications from the Rule 705 that formerly existed; the modifications should be designed to overcome the constitutional problems raised in the case of *Virginia v. Friedman* (1988), 487 U.S._____, 101 L.Ed.2d 56, 108 S.Ct. 2260. Adopted, eff. August 1, 1989.

89-4 Amend Rule 311 to make expedition of the appeal discretionary with the court, upon the court's own motion or on the motion of any party, supported by an affidavit, rather than require that the parties agree to having case placed on an accelerated docket. Would also give the court the power to provide for short record and memoranda in lieu of briefs. The court's order would set an expedited schedule for disposition of the appeal. Adopted, eff. August 1, 1989.

89-5 This proposal would create a proceeding called a Prefiling Discovery proceeding in which the trial court could, upon petition and summons, order specified respondents to respond to specified discovery requests. Mental and physical exams and request to admit would not be allowed, but depositions and other forms of discovery would. Unless otherwise ordered, the order would automatically expire in 60 days; petitioner would pay expenses. Rule contains form summons. Adopted, eff. August 1, 1989.

89-6 It appears that some states may be planning to modify the Rules of Professional Conduct to limit or modify lawyers' rights to advertise on television. ARDC has been asked to draft a proposed rule for the Rules Committee's consideration.

89-7 Amend Rules 341 and 344 to require that all briefs be of uniform size and to limit size and style of typeface, margins, etc., and to require that all briefs, whether printed or typed, not exceed 50 pages in length and all reply briefs not exceed 20 pages in length (or that neither exceed a specified number of words). Referred to Appellate Procedures Subcommittee.

89-8 Proposal would create a new Rule 195 to allow trial courts to hear and decide certain motions (which have been filed prior to a section 2-1009 motion for voluntary dismissal) when those motions, if favorably ruled on by the trial court, could result in a final disposition of the case or are based on plaintiffs' lack of due diligence.

89-9 Judge Peter F. Costa (Juvenile Division, Circuit Court of Cook County) recommends that Rule 323 be amended. Judge Costa feels that it is unreasonable, unrealistic and virtually impossible to expect a trial judge to be able to certify to the correctness of all reports of proceedings. Rules Com-

mittee feels that procedures now used in criminal cases should be followed in civil cases (and juvenile cases). See Rule 608(b).

89-10 The Conference of Chief Circuit Judges, in accordance with tradition, recommended to the Court that certain changes be made in Article V of the Supreme Court Rules. That Article deals with Trial Court Proceedings in Traffic and Conservation Offenses, Ordinance Offenses, Petty Offenses, and Certain Misdemeanors-Bail Schedules. The changes are offered following a study conducted by the Conference's Ad Hoc Committee on Article V. Adopted, eff. August 1, 1989.

89-11 Amend Rule 4-101(d)(4) to allow disclosure of confidences or secrets necessary to "establish a claim or defense on behalf of the lawyer in a controversy between the lawyer and the client," rather than "to establish or collect the lawyer's fee." This would place attorneys who are employed full-time by corporations in a position similar to attorneys in private practice when it comes to bringing an action for retaliatory discharge, for example, for refusing to perform acts the lawyer believes to be contrary to the code of ethics. Governor Thompson vetoed a Bill which would have created an Act allowing lawyers to sue for wrongful discharge.

89-12 Proposal to amend Rule 605 to allow a criminal defendant who pleads guilty but wishes to challenge only the sentence or the sentencing hearing to do so by filing a motion to modify the sentence, etc. within 30 days of the date of sentence, rather than requiring the defendant to move to vacate the plea of guilty. Basically dealt with by *People v. Wilk*. This proposal will be merged with proposal #89-8 (above) and will be considered by the Rules Committee at its earliest opportunity.

89-13 Would create a Rule 710, Physically Handicapped Practitioners, and establish telephone and mail communications, rather than personal appearances, as the acceptable standard for handicapped practitioners, unless the trial court specifically found that (because of the complexity or merits of the matter) personal appearance was required. Referred to Civil Procedures Subcommittee.

89-14 Recommendations by the ISBA that amendments be made to Rules 701, 704, 705, and 708 to clarify the considerations applicants for the Bar might be "entitled" to in view of the Court's opinion in *In re Loss*.

89-15 Proposal to adopt a new Rule 190 which would allow persons seeking relief under sections 2-615, 2-619 and 2-1005 of the Code of Civil Procedure to file combined motions seeking relief, but require them to state the grounds under each section separately and clearly.

89-16 Proposal to allow use of microcomputers in the courtroom. Referred to General Rules Subcommittee.

89-17 Proposal to allow court to direct that argument of motions or discussions of any other matters be by telephone conference, without a court appearance. Referred to Civil Procedures Subcommittee.

89-18 Proposal would eliminate claims for fees or costs for simply appearing to answer a citation under Rule 277. Would add the following to subparagraph (i) of Rule 277, immediately following the heading, Costs: "A party served with a citation shall not be entitled to a fee or costs for appearing and answering the citation. However, after a hearing or trial the court" may tax, etc.

89-19 Should Rule 39 be amended to specify the time schedule for circulating ballots in run-off elections following a tie vote? Apparently, some people (particularly losing candidates) believe that timing can be used to favor one candidate over another.

89-20 The proposal would create a rule governing the appointment of court experts of all sorts, not restricting the appointments to members of the medical profession, as does Rule 215(d).

89-21 This proposal would create a rule providing for a maximum mandatory retention period for court reporters' notes and would allow court reporters to store their notes electronically, if they are capable of doing so, on tape, cartridges, hard disks, or optical disks — rather than keeping the original paper notes that come out of the stenotype machine. The proposal would also deal with the question of who is entitled to order a transcript from a free lance reporter working in the courts, and whether one ordering a transcript from a free lance reporter would also be required to pay a portion of that reporter's appearance fee.

89-22 The Conference of Chief Circuit Judges is concerned that subpoenas *duces tecum* for documents which contain information that may be privileged, particularly when the documents are in the possession of one who does not, himself, have standing to invoke the privilege, can result in serious compromise of privileged information. The Rules Committee should study the possibility of creating procedures that insure that privileged information will not be revealed simply because of excessively permissive handling of issuance and return of subpoenas *duces tecum*.

89-23 In *Deal v. Byford* (1989), 127 Ill.2d 192, the Supreme Court stated that the scope of review would be limited to issues raised in the PLA. There is concern that this deviates from prior law and is not good policy. The purpose of the petition is to alert the Court to the fact that the case should be reviewed not to brief all the issues that might be resolved should the Court grant review. Recommend that subparagraph (g) [Briefs] of Rule 315 be amended by adding the following at its opening: "If leave to appeal is allowed, the appellant is not limited by the specification of grounds relied on for reversal in the petition for leave to appeal."

89-24 In view of the Court's 1966 holding in *Chicago Bar Association v. Quinlan & Tyson, Inc.*, 34 Ill.2d 116, the Court should study the desirability and feasibility of enacting rules governing "legal" matters which may or may not be handled by persons who are not licensed to practice law.

89-25 In an article appearing on page 338 of the February, 1985 issue of the *Illinois Bar Journal*, Gilbert C. Schumm suggests that requests to admit are not, strictly speaking, discovery devices and suggests that the Illinois Supreme Court might want to give some consideration to amending its rules to clarify the exact status of such requests and the sanctions for their abuse or misuse.

89-26 If a circuit court rule requires the submission of a written, draft order in all cases but the trial judge does not expressly require "the submission of a form of written judgment to be signed by him" [see Rule 272], when is the judgment entered for purposes of Rules 272 and 303? In *Davis v. Carbondale Elementary School Dist. No. 95,* 170 Ill. App.3d 687, the court said that the judgment is entered at the time the judge entered his or her minute order, not when the written judgment order was signed. The Conference of Chief Circuit Judges feels that this ruling unnecessarily interferes with the circuit judges' power to control the recordkeeping requirements in the circuit courts.

89-27 Suggestion that the Supreme Court Rules should impose a time limitation on the filing of motions for summary judgment.

89-28 Proposal to adopt a new Rule 175, entitled "Class Actions." The rule would be based on the report and recommendations of the ABA's Section on Litigation which was adopted by the ABA in 1986. The proposal differs somewhat from the existing statute (sections 2-801 through 2-806 of the Code of Civil Procedure).

89-29 Suggestion that citations issued by the clerk to initiate a supplementary proceeding have the effect of an injunction, because the citation prevents any transfer or other disposition of non-exempt money. Because the citation is issued without notice or an opportunity to be heard, but merely upon oral request by claimant to clerk, the citation proceedings may be suspect under the constitutional guarantees cited in the *Fuentes* and *Lugar* cases.

89-30 Clarify the provisions concerning the time allowed to file a petition for review of final orders of the IPLRB, the ILLRB and the IELRB. The need to clarify this provision apparently arises only because the Fifth Division of the First District has said that the petitioner only has 30 days, whereas the statute and (until now) the rule had been interpreted to allow 35 days within which to file the petition.

89-31 Review the issue of substituted service in attorney discipline cases. Proposal approved. Public hearings held. Submitted to Supreme Court with recommendation that it be adopted.

89-32 The Judicial Inquiry Board recommends an amendment to Rule 62 which would prohibit a judge from allowing "political" relationships, as well as family, social or other relationships, from influencing his judicial conduct or judgment. Proposal rejected.

89-33 The Judicial Inquiry Board would like to see Rule 67 amended to make it clear that, even though a judge may himself or herself be a candidate for election or retention, a judge may engage in political activity only on his or her own behalf, not on behalf of any other candidate for political office. In addition, the Board would like to see the comments to Rule 62 amended to make it clear that a judge is very tightly restricted from offering character testimony and that "friendly" subpoenas will not be an excuse for such testimony.

89-34 The Probation Division of the AOIC requests that the Rules Committee consider recommending to the Supreme Court a new rule on pretrial release. The proposed rule was originally drafted by a special committee in 1978. The current interest in renewing this proposal comes about by reason of the General Assembly's finally approving some funding for a pretrial release program for Cook County.

COURT-ANNEXED ARBITRATION

Effective June 1, 1987, the Illinois Supreme Court adopted new Rules 86 through 95 authorizing the creation of mandatory court-annexed arbitration programs in the circuit courts and providing procedures for cases subject to such arbitration. Cases subject to mandatory arbitration are civil actions in which each claim is for money not exceeding $15,000, exclusive of interest and costs. The programs are jointly produced through the efforts and resources of the Supreme Court and the circuit courts. The programs are totally funded through the Supreme Court budget.

During 1989, only the 17th Circuit began the year with an inventory of pending cases, since the 18th and 19th Circuits commenced their operations several months into the year. The 17th Circuit began with 566 cases pending. In 1989, 790 cases were added, 793 cases were terminated, and 563 cases were pending at the end of the year. During 1989, the 18th Circuit added 2,549 cases, 1,590 cases were terminated, and 959 cases were pending at the end of the year. In 1989, the 19th Circuit added 767 cases, 382 cases were terminated, and 385 cases were pending at the end of the year.

JUDICIAL APPOINTMENTS BY THE SUPREME COURT

Pursuant to Article VI, section 12 of the Illinois Constitution of 1970, a vacancy occurring in the office of Supreme, Appellate or Circuit Judge shall be filled as the General Assembly may provide by law. In the absence of a law, vacancies may be filled by appointment by the Supreme Court. During 1989, the Supreme Court made the following appointments to fill vacancies in judicial offices:

Judges Of The Circuit Court

Philip L. Bronstein
Cook County
At Large
Effective August 1
(To fill the vacancy of Frank R. Petrone)

Thomas P. Durkin
Cook County
At Large
Effective July 1
(To fill the vacancy of Richard L. Samuels)

Themis N. Karnezis
Cook County
At Large
Effective July 1
(To fill the vacancy of Richard J. Fitzgerald)

Ian H. Levin
Cook County
At Large
Effective September 22
(To fill the vacancy of Arthur J. Cieslik)

James H. Williams
Cook County
Inside the City of Chicago
Effective July 1
(To fill the vacancy of Roger J. Kiley, Jr.)

Paul S. Murphy
First Judicial Circuit
Effective January 17
(To fill the vacancy of Robert H. Howerton)

Nicholas G. Byron
Third Judicial Circuit
Effective January 17
(To fill the vacancy of Horace L. Calvo)

Edward C. Ferguson
Third Judicial Circuit
Effective January 17
(To fill the vacancy of Philip J. Rarick)

Phillip J. Kardis
Third Judicial Circuit
Effective February 17
(To fill the vacancy of Charles W. Chapman)

Steven Paul Seymour
Fourth Judicial Circuit
Effective April 14
(To fill the vacancy of Dennis L. Berkbigler)

Ashton C. Waller, Jr.
Fifth Judicial Circuit
Effective June 1
(To fill the vacancy of William J. Sunderman)

Ronald F. Robinson
Seventh Judicial Circuit
Effective May 1
(To fill the vacancy of Richard E. Mann)

Richard R. Wilder
Thirteenth Judicial Circuit
Effective August 16
(To fill the vacancy of Robert G. Wren)

Stephen E. Walter
Nineteenth Judicial Circuit
Effective January 19
(To fill the vacancy of Lawrence D. Inglis)

Jerome F. Lopinot
Twentieth Judicial Circuit
Effective January 17
(To fill the vacancy of Richard P. Goldenhersh)

ASSIGNMENT OF RETIRED JUDGES TO JUDICIAL SERVICE

Article VI, section 15(a) of the Illinois Constitution of 1970 provides that any retired judge or associate judge, with his consent, may be assigned by the Supreme Court to judicial service. Those judges recalled and assigned by the Supreme Court to judicial service during 1989 are as follows:

Name	Retired From	Period(s) of Recall	Assigned
John M. O'Connor, Jr.	1st Appellate District November 30, 1980	December 1, 1980 Until Further Order	1st Appellate District
William R. Nash	17th Judicial Circuit Assigned to 2nd Appellate District December 4, 1988	December 5, 1988 December 3, 1989	2nd Appellate District
Alfred E. Woodward	18th Judicial Circuit Assigned to 2nd Appellate District December 28, 1980	July 1, 1986 Until Further Order	2nd Appellate District
Albert Scott	9th Judicial Circuit Assigned to 3rd Appellate District December 4, 1988	December 5, 1988 Until Further Order	3rd Appellate District
Henry Lewis	2nd Judicial Circuit Assigned to 5th Appellate District December 1, 1988	December 1, 1988 November 30, 1989 December 1, 1989 Until Further Order	5th Appellate District
William J. Voelker, Jr.	10th Judicial Circuit December 5, 1988	December 5, 1988 February 1, 1989	10th Judicial Circuit
Robert E. Hunt	10th Judicial Circuit July 31, 1982	December 5, 1989 December 3, 1990	10th Judicial Circuit
Robert J. Collins	Cook Co. Circuit Court December 3, 1984	January 1, 1987 June 30, 1989	Cook Co. Circuit Court
Morton C. Elden	Cook Co. Circuit Court December 3, 1984	December 3, 1984 December 31, 1989	Cook Co. Circuit Court
Hyman Feldman	Cook Co. Circuit Court December 5, 1976	July 16, 1984 December 31, 1989	Cook Co. Circuit Court
Philip A. Fleischman	Cook Co. Circuit Court December 1, 1980	July 16, 1981 November 9, 1984	Cook Co. Circuit Court
		January 1, 1987 December 31, 1989	Cook Co. Circuit Court
Joseph Gordon	Cook Co. Circuit Court December 31, 1982	July 7, 1988 December 31, 1989	Cook Co. Circuit Court & 1st Appellate District
John A. McElligott	Cook Co. Circuit Court December 4, 1988	July 1, 1989 December 31, 1989	Cook Co. Circuit Court
John P. McGury	Cook Co. Circuit Court February 29, 1984	December 3, 1984 June 30, 1989	Cook Co. Circuit Court

Name	Retired From	Period(s) of Recall	Assigned
Benjamin J. Nelson	Cook Co. Circuit Court December 3, 1978	May 1, 1980 December 31, 1980	Cook Co. Circuit Court
		April 1, 1981 December 31, 1989	Cook Co. Circuit Court
Margaret G. O'Malley	Cook Co. Circuit Court October 31, 1979	January 1, 1988 December 31, 1989	Cook Co. Circuit Court
Edward E. Plusdrak	Cook Co. Circuit Court December 29, 1979	July 1, 1989 December 31, 1989	Cook Co. Circuit Court
Arthur A. Sullivan	Cook Co. Circuit Court January 1, 1982	July 1, 1989 December 31, 1989	Cook Co. Circuit Court
Alfred B. Teton	Cook Co. Circuit Court December 3, 1984	December 3, 1984 December 31, 1989	Cook Co. Circuit Court
Raymond E. Trafelet	Cook Co. Circuit Court December 3, 1978	May 1, 1980 December 31, 1980	Cook Co. Circuit Court
		April 1, 1981 December 31, 1989	Cook Co. Circuit Court
Eugene L. Wachowski	Cook Co. Circuit Court December 5, 1976	May 1, 1980 December 31, 1980	Cook Co. Circuit Court
		April 1, 1981 December 31, 1989	Cook Co. Circuit Court
Louis A. Wexler	Cook Co. Circuit Court December 3, 1984	January 1, 1987 December 31, 1989	Cook Co. Circuit Court

CHAMBERS OF
THOMAS J. MORAN
CHIEF JUSTICE
SUPREME COURT OF ILLINOIS

POST OFFICE BOX 432
838 NORTH WESTERN AVENUE
LAKE FOREST, ILLINOIS 60045
312-295-3137

January 26, 1990

Honorable Philip J. Rock, President
Senate of the State of Illinois
Capitol Building
Springfield, Illinois 62706

Honorable Michael J. Madigan, Speaker
House of Representatives of the State of Illinois
Capitol Building
Springfield, Illinois 62706

Gentlemen:

The following report is submitted in accordance with section 17 of the article VI of the Illinois Constitution of 1970 which provides: "The Supreme Court shall provide by rule for an annual judicial conference to consider the work of the courts and to suggest improvements in the administration of justice and shall report thereon annually in writing to the General Assembly not later than January 31."

In making the suggestions contained in this and in prior reports, the Supreme Court is fully cognizant of the respective roles of the General Assembly and the courts, and does not intend to intrude upon the prerogatives of the General Assembly in determining what legislation should be enacted. It is gratifying, however, to note that the General Assembly over the years has acted to implement many of the suggestions made by the Court. I respectfully submit that the attached suggestions merit the consideration of the General Assembly.

Respectfully,

Thomas J. Moran

TJM:jeb

cc: Members of the Senate and House of Representatives

1989 ANNUAL REPORT OF THE SUPREME COURT TO THE GENERAL ASSEMBLY

In our system of government, there are three separate and distinct branches, each possessing its own powers. The effectiveness of each branch, however, is dependent upon its interaction and cooperation with the other branches.

Recognizing this spirit of intergovernmental cooperation, the Supreme Court expresses a renewed commitment to work with the Legislative Branch, not only in identifying areas in need of continued examination, but also in perpetuating the successful Judicial Branch programs that the Legislature and the Governor have enacted in the state. Only with this commitment to communication and cooperation will the needs of Illinois be addressed.

SENTENCING ALTERNATIVES

The Judicial Branch is entrusted with the responsibility of imposing the most appropriate sentence upon those who are found guilty or plead guilty. However, the act of sentencing an individual is not synonymous with incarceration. The Unified Code of Corrections provides for a presumptive sentence of probation or conditional discharge for offenders unless certain factors are present; there exist practical alternatives to imprisonment under certain circumstances. In light of the current overcrowding of penal facilities nationwide, a closer examination to identify and expand non-incarceration sentencing alternatives is necessary.

In response to prison crowding pressures, the General Assembly and the Governor supported major changes in the state's probation system during 1983 and 1985. As a result, increased levels of service were provided to those sentenced to a term of probation. But as caseloads grew, state financial support for probation during fiscal years 1988 and 1989 remained essentially static. Funding in fiscal year 1990, in particular for the Grants-in-Aid appropriation line, is insufficient to maintain the level of services provided in the previous fiscal year. If probation services provided to the citizens of Illinois are to remain true to the underlying tenets of the reforms the General Assembly, the Governor and the judiciary fought so hard to initiate, sufficient funding will be needed in the coming year.

In addition to the enhancement of basic probation services, three alternative sentencing options which are currently being addressed on a limited scale by the circuit court probation departments in the state warrant further attention.

At the direction of the Supreme Court, the Administrative Office of the Courts has operated an intensive probation supervision (IPS) program in thirteen counties for five years. This highly structured, surveillance-oriented program designed especially for non-violent felony offenders is a cost-effective alternative that has helped to relieve prison overcrowding. The Judicial and the Legislative Branches need to expand existing programs and initiate new IPS programs.

To address the growing problem of individuals committing the offense of driving under the influence, several circuits have instituted a specialized DUI supervision program. The most significant aspect of this program is that the offender is referred to alcohol or drug counselling, education and treatment. This sentencing alternative is beneficial for two reasons: the driver is removed from the road and the source of the driver's problem is addressed by means of treatment for his alcohol or drug dependency.

Finally, an alternative sentencing option that has received increased support is the use of home confinement by means of an electronic device worn by the offender. During a term of home confinement, which usually accompanies a term of probation, the electronic equipment enables authorities to constantly monitor its wearer's movement in a less costly environment. Electronic monitoring has also been used for pretrial detention. The Supreme Court invites the General Assembly to authorize the expanded use of this alternative.

CASE ACTIVITY AND JUDICIAL WORKLOAD

On June 30, 1989, over 1,094,400 cases, excluding traffic, conservation, parking or ordinance violations, were pending in the state's trial courts. In the first six months of 1989, 1,967,503 cases were added to the trial court docket with 55% of the addition arising from the Circuit Court of Cook County. To dispose of cases in a timely manner, the circuit courts are adjudicating approximately 17,100 cases each court day, resulting in the number of cases terminated exceeding the number of cases added to the judicial docket by 4.8%.

As of September 1989, 8,301 cases were pending in the Illinois Appellate Court. Since 1984, when there were 5,744 cases awaiting judicial resolution, the five districts of the Appellate Court have seen a 44.5% increase in the number of cases pending.

WORK OF SUPREME COURT AND JUDICIAL CONFERENCE COMMITTEES

Of the committees that the Supreme Court designates to research particular topics, the activities of two are especially noteworthy. First, the Committee to Study the Attorney Registration and Disciplinary Commission recommended several changes governing the disciplining of Illinois lawyers. These

changes will help assure the public that the legal profession is being held to uniformly high standards of performance.

Second, the recommendations of the Committee on Post-Conviction Review of Death Sentences were enacted into law. Both state and federal funds have been obtained to establish a Post-Conviction Resource Center in the Office of the State Appellate Defender.

Section 17 of Article VI of the Constitution of Illinois provides for "an annual judicial conference to consider the work of the courts and to suggest improvements in the administration of justice". However, the work of the Conference is not limited to an annual convening. The committees and subcommittees of the Judicial Conference meet throughout the year to research areas of interest to the Judicial Branch, review activities of judicial participants, and compile reports which are given at the annual Judicial Conference. These proceedings are available upon request to any member of the General Assembly.

One committee of the Judicial Conference is the Study Committee on the Operation of the Judicial System. This committee examines the Illinois Judicial System, both in reference to other state court systems and American Bar Association standards. Another committee is the Subcommittee on Legislation of the Executive Committee of the Illinois Judicial Conference. This subcommittee was created to serve as a conduit through which all Illinois judges could propose legislation affecting the courts and the administration of justice, and also make recommendations to the Supreme Court on the merits of pending legislation.

CONFERENCE OF CHIEF CIRCUIT JUDGES

Pursuant to Supreme Court Rule 42, the Conference of Chief Circuit Judges meets monthly to consider matters relating to the administration of the circuit courts, as well as issues referred to it by the Supreme Court. Matters considered by the Conference include recent legislation both pending and enacted into law, procedural responsibilities involving recordkeeping and child support enforcement and problems involving court administration for which other circuits may have developed innovative techniques and solutions. In its capacity to disseminate information and reflect conditions statewide, the operation of the Conference is vital to the Illinois Judiciary.

STATE COURT FUNDING

The Judicial Article of the Illinois Constitution vests general administrative and supervisory authority over all courts with the Supreme Court. However, one vital aspect integral to the Supreme Court's authority continues to be missing from the Illinois system; county governments still hold the purse-strings for the funding of the circuit courts and circuit court support operations.

Currently, subsidies for probation and court services departments, as well as the salaries of trial judges, the chief judge's administrative assistant and official court reporters are funded with state resources. The state also provides limited stipends to the circuit court clerks.

The Supreme Court has taken the first step in a move toward full state funding of the Judicial Branch in Illinois by initiating a comprehensive study of the financing of the circuit court and the net costs to the state if it assumes total funding of the Judicial Branch. This study, conducted by the National Center for State Courts, has been completed and disseminated to legislative leaders and the Governor.

The time is ripe for Judicial and Legislative Branch leaders to take the next step and meet jointly to discuss the feasibility of funding the entire Judicial Branch with state resources.

TRIAL COURT ADMINISTRATION

In carrying out the responsibility to manage their own circuit operations, chief circuit judges are experiencing increasingly difficult managerial problems due to growing caseloads, the increased complexity of today's litigation and the demands on ancillary court services. In an effort to assist chief circuit judges in their administrative duties, the Supreme Court has established state funded trial court administration pilot programs in the First and Seventh Judicial Circuits. Several circuits, recognizing the benefits of modern court administration, have established and funded these positions locally.

TECHNICAL ASSISTANCE TO TRIAL AND APPELLATE COURTS

To aid in the distribution of information, the Supreme Court has directed its Administrative Office to dispatch project teams to the trial and reviewing courts where staff work on site with court officials to identify strengths and weaknesses of their operating systems. As a follow-up, written reports are provided which set forth findings, problem analyses and recommendations. To date, technical assistance efforts have focused primarily on recordkeeping procedures, automation, jury management, records management, data and word processing and court security.

Pilot sites have been established in three circuit courts and four probation departments to examine exemplary automated systems. Additional pilot sites have been established to evaluate bar coding as a means of data entry into case processing systems and direct access into court systems over telephone lines from computers in attorneys' offices. A major long-range initiative for the Supreme Court in the area of statewide automation initiatives is the establishment of statewide telecommunications networks that will link all of the courts in Illinois to a single system.

CHILD SUPPORT ENFORCEMENT

One area in which intergovernmental communication is benefiting the citizens of Illinois involves child support enforcement. The legislature, the judiciary and the Illinois Department of Public Aid are combining forces to enhance collection of delinquent child support payments.

Recently, the Supreme Court authorized a new rule enabling trial courts to improve procedures for setting and enforcing child support orders. Under Supreme Court Rule 296, clerks of the circuit court may monitor compliance with child support orders and seek court action where payment is in default. Four counties have petitioned the Court, a measure requiring joint application by the chief circuit judge and circuit court clerk, and are now approved to operate under the rule. The General Assembly is encouraged to provide funding to implement Rule 296 and related child support enforcement efforts in a limited number of jurisdictions.

New federal legislation, the Family Support Act of 1988, greatly increases the judiciary's role in child support enforcement. The law requires mandatory reassessment of the state's child support guidelines for all cases; mandatory review at three year intervals of all previously established child support orders for cases that fall under Title IV-D of the Social Security Act; and new paternity testing standards and provisions for a higher rate of federal reimbursement for blood testing of paternity cases. Congress is considering the consequences of extending the mandatory review of child support orders to include all cases whether or not under the Title IV-D program.

The Supreme Court continues to guide the Administrative Office's work with the Illinois Department of Public Aid in assessing current processes and recommending new models to improve enforcement. A quasi-judicial child support hearing officer model is being designed for consideration by the Supreme Court.

PRETRIAL SERVICES

Another growing problem in our state demanding intergovernmental discussion involves the implementation of pretrial service agencies. Without relief in the pretrial stages of the criminal justice process, local jails have become overcrowded. Public Act 84-1449 calls for such resources at the front end of the process by requiring each circuit court to establish pretrial services which will provide the court not only with accurate background data regarding the pretrial release of individuals charged with felonies, but also with effective supervision and compliance with terms and conditions imposed on release. In the fall of 1989, the General Assembly and the Governor approved limited funding to initiate pretrial services in Cook County. Additional funding for pretrial services in Cook County and initial funding in other jurisdictions is recommended.

INDIVIDUALIZED SERVICES AND PROGRAMS

The Individualized Services and Programs initiative, a major component of the 1985 probation reform legislation — Public Act 84-823, would provide state reimbursement for the purpose of treatment and intervention services for offenders sentenced to probation. This community-based correctional program facilitates the diversion of appropriate offenders from the state's prisons in an effort to relieve overcrowding. Discussions between the legislature and the judiciary are needed to re-establish this program as a funding priority.

DRUG RELATED ISSUES PRESENTED TO THE JUDICIARY

Over the past several years, there has been a significant increase in the number of drug related cases coming before the Illinois judiciary. Recent surveys suggest that up to 80% of the adult and juvenile probation population experience serious drug problems. Such a level of abuse has clear relevance to the success or failure under probation supervision and to the likely commission of future crimes.

In order to properly address this problem, drug initiatives should be viewed from a systems perspective. Expanding arrest capacity will require expanded court capacity, including judges, clerks, court reporters, and probation officers. We also renew our recommendation to the General Assembly for additional resources for treatment services to substance abusers. Funds going into screening and urinalysis are but partial investments when there are no treatment programs in which to place the drug abuser. Finally, we urge active, state-level coordination between the Executive and the Judicial Branch on the expenditure of these funds.

MANAGEMENT OF MENTALLY ILL AND MENTALLY RETARDED OFFENDERS

In response to the *Report of the Illinois Mentally Retarded and Mentally Ill Offender Task Force,* the Supreme Court, through the Administrative Office, is participating in joint initiatives with agencies of the Executive Branch and the circuit courts to develop procedures and programs for the adjudication and management of mentally ill and mentally retarded offenders. This ongoing program, initiated in three counties, will continue for the next two fiscal years.

VICTIMS' RIGHTS

One of the most significant and promising trends within the criminal justice system in recent years is the growing public awareness of the impact of criminal activity on the victims of crimes. The need exists for the legislature and the judiciary to attend to the issue of victims' rights, specifically the increased imposition of restitution requirements on offenders, improved collection of restitution imposed and increased sensitivity to victims of crime.

JUVENILE JUSTICE INITIATIVE

In response to concerns voiced about the detention of juveniles in adult facilities and other juvenile justice problems, the Supreme Court will direct the efforts of the Administrative Office in developing juvenile detention intake screening criteria and program standards, designing and delivering specialized training programs for juvenile court personnel, developing a juvenile probation case management and classification system and enhancing alternatives to incarceration for juvenile offenders.

DATA COLLECTION AND STATISTICAL REPORTING

Over the past year, the Supreme Court has been working to analyze data and present the information to criminal justice agencies and the public. The Planning, Research, and Special Projects Division of the Supreme Court's Administrative Office studied the prevalence of drug abuse by both adult and juvenile probationers in Illinois. This study captured national attention. A Supreme Court Statistical Review Committee has prepared a detailed report for the Supreme Court's review. Adoption of recommendations of this committee is expected to result in the collection and use of vastly improved management information.

EDUCATION AND TRAINING

While the Supreme Court is proud of the activities of its committees and Judicial Branch staff throughout the state, none of these accomplishments could be possible without adequate training and education for Judicial Branch participants. Continuing education is vital to sharpen the skills of individuals who serve the public, as well as to improve the knowledge and expertise of our own court personnel who train their colleagues.

Two particularly noteworthy improvements provided in the past year included performance appraisal training for administrative, management and supervisory levels of probation departments where criteria based performance appraisal is mandatory, as well as administration training for chief judges, court administrators, clerks and administrative assistants.

CENTRAL LEGAL RESEARCH

In 1988, the Supreme Court established within the Administrative Office a pilot central legal research program to serve the trial judges in the circuits within the Fifth Judicial District. This service, implemented within existing resources, assists judges' decision-making responsibility, saves trial judges some of the time they would otherwise spend researching difficult questions of law and provides judges with access to legal source materials not readily available to them in local law libraries.

MANDATORY COURT-ANNEXED ARBITRATION

As initiated by the Supreme Court, court-annexed arbitration of minor civil damage claims is the state's first full-scale use of alternative dispute resolution techniques. Arbitration operates with two principal goals in mind: speedier disposition of cases and lower cost to litigants than current case processing methods offer. Cases subject to arbitration are those civil actions where the claim is not in excess of $15,000.

The state's first mandatory court-annexed arbitration program has been in operation in the 17th Judicial Circuit for two full years. From the onset of this program, approximately 89% of the cases processed through this system were terminated within six months of filing, usually prior to the scheduled arbitration hearing. Of the 11% that required an arbitration hearing, more than three quarters were terminated at that stage of the process and only four cases actually went to trial in the circuit court.

Given the success of this initial pilot, the Supreme Court authorized the expansion of mandatory arbitration in Lake and DuPage Counties during fiscal year 1989. Expansion to the Circuit Court of Cook County will be a priority in fiscal year 1990 in light of the additional resources granted to the Supreme Court by the General Assembly and the Governor during the Fall legislative session.

EVALUATIONS

One of the more comprehensive evaluation reports of Judicial Branch initiatives is the two-year Evaluation of the Mandatory Arbitration Program in Winnebago County. The Winnebago Mandatory Arbitration Evaluation was conducted by staff of the Sangamon State University's Center for Legal Studies. Similar evaluation contracts, employing the same methodology, are in place for the mandatory arbitration programs in Lake and DuPage Counties. The recently funded arbitration program in Cook County will also be fully evaluated.

An evaluation report has also been prepared for the Centralized Legal Research initiative. For assessment of the program, judges receiving legal memoranda evaluated the quality and timeliness of the legal research. On a scale of 1 to 5, 5 being the highest, judges have given an average rating of 4.8 to the quality of service to date. Evaluations are also conducted for all training programs implemented by the Judicial Education Division of the Supreme Court's Administrative Office. These evaluations are very useful in identifying areas for which additional information may be needed on particular topics as well as improvements in program offerings.

Copies of all these evaluations will be provided to legislative leaders and members of the Appropriations and Judiciary Committees. The evaluation reports will also be provided to any other legislator upon request.

INFORMATION SERVICES

The Supreme Court is also conscious of its role in effectively communicating and presenting information for audiences both within and outside the Illinois Judicial Branch. Accordingly, several publications are prepared and disseminated to members of the judiciary and the public.

One such report is the *Findings* series which details specific information on topics relating to the Illinois judiciary. Another is the publication of the *Circuit Court Caseload Summaries* which details the number of cases added, terminated, and still pending on the state's judicial docket. A similar report, *Circuit Court Calendar Management,* estimates the number of months an average case takes to be adjudicated and the percentage and types of cases on the state's judicial backlog. In addition, the statutorily required *Report to the General Assembly on the Use of Eavesdropping* is prepared annually.

CONCLUSION

In addition to the initiatives discussed here, the Supreme Court has identified in cases it and the appellate court have considered, and in its role as supervisor of the Judicial Branch of government, several matters which merit legislative attention and action. Our suggestions are presented in detail in the attached list of legislative recommendations.

The Supreme Court of Illinois looks forward to working with the General Assembly in bringing about improved communication and cooperation between the branches of government.

LEGISLATIVE RECOMMENDATIONS

SECTION I — NEW SUGGESTIONS

1. In *In re Estate of Longeway* (1989), 133 Ill. 2d 33, the incompetent patient, now 76 years of age and a resident of a nursing facility, suffered a series of strokes and other illnesses, starting in 1976, which eventually rendered her unconscious. She has lost all personality, memory, purposeful action, social interaction, thought and emotion because of severe brain damage, although she is not medically "brain dead"; her prognosis is very poor and neurological damage is so extensive that she will never regain consciousness; she cannot communicate but opens her eyes and responds to verbal commands and painful stimuli; she breathes without assistance. The patient requires a surgically implanted gastrostomy to receive food and water, as she cannot chew or swallow. On several occasions, while she was still conscious and competent, the patient indicated that she did not wish to be kept alive by a machine or device and would rather die naturally than linger. These matters were alleged in a petition brought by the patient's guardian in which the guardian sought court approval to withdraw the gastrostomy tube from the patient. The patient had not executed a living will (Ill. Rev. Stat. 1987, ch. 110 1/2, par. 701 *et seq.*) or a health care power of attorney (Ill. Rev. Stat. 1987, ch. 110 1/2, par. 804-1 *et seq.*). The issue before the Supreme Court was whether the guardian of an incompetent, seriously ill patient may exercise a right to refuse artificial nutrition and hydration on behalf of the ward. After examining court decisions from other jurisdictions, medical and ethics treatises, and pertinent Illinois case and statutory law, the Court concluded that "we find [in this case] a right to refuse life-sustaining medical treatment in our State's common law and in [Illinois statutory probate law]" (133 Ill. 2d at 44), that "[w]e *** hold that in Illinois, the common law right to refuse medical treatment includes, under appropriate circumstances, artificial nutrition and hydration" (133 Ill. 2d at 45), and that "[w]e *** hold that a guardian may exercise the right to refuse artificial sustenance on behalf of a ward in accordance with [guidelines]" (133 Ill. 2d at 46). The Court then spelled out the guidelines which courts must follow "[u]ntil [there is] legislative action directing otherwise." 133 Ill. 2d at 55.

   The Court's opinion, however, and the dissenting opinions (133 Ill. 2d at 55-65), (Ward, J., dissenting); 133 Ill. 2d at 65-97 (Clark, J., dissenting) frequently point out that the "role of the judiciary in this area is an uncertain one" (133 Ill. 2d at 39) and that the "legislature is the appropriate forum for the ultimate resolution of the questions surrounding the right to die" (133 Ill. 2d at 53). The legislature is in a better position than are the courts to resolve the sensitive issues presented in cases of this kind, and the Court, like most other courts that have pondered these issues, "invite[s] the legislature to address this problem." 133 Ill. 2d at 53.

2. In *Webb v. Webb* (1989), 180 Ill. App. 3d 619, the plaintiff sought to satisfy a workers' compensation award against an insolvent corporate employer, which had failed to obtain workers' compensation insurance or qualify as a self-insurer, by seeking a money judgment against an officer and principal shareholder of the corporation. In affirming the circuit court's dismissal of the complaint against the corporate officer, the appellate court first noted that the Workers' Compensation Act (see Ill. Rev. Stat. 1987, ch. 48, par. 138.19(g)) permits a claimant to obtain a judgment on a workers' compensation award but does not allow judgments to be obtained against parties not named in the original workers' compensation claim. After discussing why the plaintiff failed to allege that the insolvent corporation was the defendant's alter ego, the court declined to find a cause of action by the plaintiff against the officers and directors based upon their failure to comply with the Workers' Compensation Act. In doing so, the appellate court stated that "[w]e agree, however, with the courts of those jurisdictions which have held, in the absence of legislation such as that in Michigan [holding officers and directors individually liable for any workers' compensation judgment returned unsatisfied after execution against the corporation], that any alteration in the legislative scheme of the Workers' Compensation Act should come from the legislature and not piecemeal by the courts." (180 Ill. App. 3d at 623.) The General Assembly should study the effect on relief provided by the Workers' Compensation Act when an insolvent corporation fails to comply with the Act's requirements.

3. In *Madlener v. Finley* (1989), 128 Ill. 2d 147, the plaintiff brought suit seeking to recover interest on money deposited with the clerk of the circuit court in an interpleader action. The Supreme Court ruled that a circuit clerk does not have a common law fiduciary duty to invest in interest-bearing accounts a litigant's funds deposited with the clerk pursuant to court order. The Court reiterated the principle "that a clerk of court's duty to hold litigants' funds is created and controlled by the circuit court." (128 Ill. 2d at 153.) Absent a rule of court or statute, certain persons are not entitled to interest on funds which have been held by a public official; moreover, noting that interest is a creature of statute, the Court cited other cases holding that, absent statutory authority for interest, interest-bearing funds may not be established. (128 Ill. 2d at 153-54.) A judge may order the circuit clerk to deposit the funds in an interest-bearing account. However, the

fund then becomes a fund of the court. No constitutional or statutory provision governs a clerk of court's duty to hold litigants' funds. The General Assembly should study whether funds deposited with clerks of court should, absent a court order directing otherwise, be held in an interest-bearing account.

4. Section 25-10 of the Election Code, as amended by Public Act 86-875 (eff. September 8, 1989), provides that when a vacancy occurs in the office of clerk of the circuit court, the circuit judges of that circuit shall make an appointment "to fill the vacancy until the next general election, at which time a clerk of the circuit court shall be elected for the balance of the unexpired term or for a full term, as the case may be. *** The Circuit Judges may appoint a Clerk Pro Tempore for whatever period is necessary while reviewing the qualifications of candidates for appointment to the office." (Ill. Rev. Stat. 1987, ch. 46, par. 25-10, as amended by Public Act 86-875.) The language of section 25-10 has been questioned by some circuit clerks and election authorities as to when, depending upon circumstances, a vacancy filled by appointment must be filled by election. It is noted that section 25-11 of the Election Code (Ill. Rev. Stat. 1987, ch. 46, par. 25-11), applicable to elected county officers and therefore inapplicable to circuit clerks who are nonjudicial officers of the judicial branch of State government (*Drury v. County of McLean* (1982), 89 Ill. 2d 417), specifies with particularity the number of months remaining in the term of the vacated office which will determine at which general election the vacancy will be filled. The General Assembly should consider clarifying section 25-10 of the Election Code as to at which general election a vacancy in the office of circuit court clerk must be filled when the vacancy occurs in "mid-term."

5. Section 1-2-9.1 of the Illinois Municipal Code was added by Public Act 81-704 (eff. January 1, 1980) (1979 Ill. Laws 2607) and now provides in part that in municipal ordinance violation cases, punishable by a fine not exceeding $500, "service of summons may be by certified mail, return receipt requested" (Ill. Rev. Stat. 1988 Supp., ch. 24, par. 1-2-9.1). The statute is silent concerning who is to mail process. Although Supreme Court Rule 284 allows the circuit clerk to mail process by certified mail in small claim cases, municipal ordinance violations are not within the civil actions contemplated by the small claim rules. (See *City of Danville v. Hartshorn* (1971), 131 Ill. App. 2d 999, *aff'd in part and rev'd in part* (1973), 53 Ill. 2d 399.) The General Assembly should study whether section 1-2-9.1 of the Code should be clarified as to who is responsible for mailing process.

6. The Open Meetings Act requires that meetings of public bodies, including county boards, be public meetings; however, the Act provides a lengthy list of exceptions. (Ill. Rev. Stat. 1987, ch. 102, par. 41.02; Ill. Rev. Stat. 1988 Supp., ch. 102, par. 42.) One such exception in section 2 of the Act concerns meetings of certain public bodies relating to security and safety; the provision exempts "meetings at public institutions of higher education relating to campus security or to the safety of staff and students and meetings at public institutions of higher education and of school boards of public school districts to respond to actual danger to the safety of students, staff and school premises, including discussion of emergency security procedures and the utilization of personnel and equipment to respond to such danger" (Ill. Rev. Stat. 1988 Supp., ch. 102, par. 42(e), as amended by Public Act 86-727 (eff. September 1, 1989)). Another provision exempts portions of meetings of law enforcement agencies when concerned with informant sources, and the hiring of undercover personnel, purchase of undercover autos or "any budgetary considerations specifically" related thereto (Ill. Rev. Stat. 1988 Supp., ch. 102, par. 42(g)).

   In recent years, principally due to tragic and even fatal occurrences, courthouse security in Illinois has become a major concern of judges, court attaches, attorneys, litigants and the public who either work at or frequent the courthouse. Matters pertaining to the courthouse, including its security, are the principal responsibility of the county board and sheriff. (See, *e.g.*, Ill. Rev. Stat. 1987, ch. 34, par. 432, and ch. 125, par. 14; Ill. Rev. Stat. 1988 Supp., ch. 34, par. 429.31, and ch. 125, par. 19.) Meetings of the county board at which courthouse security or budget considerations pertaining thereto are considered do not appear to be an exception that is provided for in the Open Meetings Act, although, as noted above, "schoolhouse" security and budget considerations relating to certain criminal undercover operations are. The General Assembly should consider whether section 2 of the Open Meetings Act (Ill. Rev. Stat. 1988 Supp., ch. 102, par. 42) should expressly include within the exception proviso meetings, or portions thereof, of public bodies when considering courthouse security or budget matters relating thereto.

7. The term "probation" as used in Illinois criminal law is defined as "a sentence *** of conditional or revocable release under the supervision of a probation officer" (Ill. Rev. Stat. 1987, ch. 38, par. 1005-1-18; see also Ill. Rev. Stat. 1987, ch. 38, par. 102-18). The sentence is the disposition imposed upon a convicted defendant and is included as part of the court's judgment (Ill. Rev. Stat. 1987, ch. 38, pars. 1005-1-12, 1005-1-19; see also Ill. Rev. Stat. 1987, ch. 38, pars. 102-14, 102-20). While the term "probation" has a clear meaning under Illinois' general law of criminal procedure and sentencing — the Code of Criminal Procedure of 1963 (Ill. Rev. Stat. 1987, ch. 38, par. 101-1 *et seq.*) and Unified Code of Corrections (Ill. Rev. Stat. 1987, ch. 38, par. 1001-1-1 *et seq.*) — and is understood, the same cannot be said when the legislature uses the term, undefined, in other statutory enactments.

For example, both the Cannabis Control Act in section 10 and Illinois Controlled Substances Act in section 410 (Ill. Rev. Stat. 1987, ch. 56 1/2, pars. 710, 1410), the so-called first offender probation statutes, permit "a sentence to probation" which, while undefined in both Acts, is clearly not a sentence of probation as defined in the Code of Criminal Procedure and Unified Code of Corrections. (See *People v. DuMontelle* (1978), 71 Ill. 2d 157.) Tracking the language of the above-named Acts, Public Act 86-829 (eff. January 1, 1990) enacts the Steroid Control Act which, in section 10, also has a first offender probation provision (to be codified at Ill. Rev. Stat., ch. 56 1/2, par. 2310). In addition, there are different "probation" provisions in other acts which, like the above-named three Acts, clearly neither use the term "probation", as it is defined in the Code of Criminal Procedure and Unified Code of Corrections, nor provide a definition within the context of the particular act. (See, *e.g.*, Illinois Alcoholism and Other Drug Dependency Act in section 10-102 (treatment as condition of "probation") (Ill. Rev. Stat. 1987, ch. 111 1/2, par. 6360-2, as amended by Public Act 86-848 (eff. September 7, 1989)), and *People v. Teschner* (1980), 81 Ill. 2d 187 (construing term "probation" used in predecessor act); see also Criminal Code of 1961 in section 12-4.3(b) (aggravated battery of child) (Ill. Rev. Stat. 1988 Supp., ch. 38, par. 12-4.3(b), as amended by Public Act 86-575 (eff. January 1, 1990).) The General Assembly is invited to examine the named statutory "probation" provisions and any other similar provisions, with a view of substituting another term, defined, for the word "probation", or, at a minimum, providing a definition of the term "probation" peculiar to the particular act or statute.

8. In this annual report, the Supreme Court suggests again that the legislature re-examine the provisions of certain acts which provide for direct review of administrative agency decisions in the appellate court, with a view toward providing uniform direct review procedures that correspond with Supreme Court Rule 335. The Court *infra* refers, in passing, to Public Act 86-412 (eff. August 30, 1989).

   Public Act 86-412 amends the Illinois Public Labor Relations Act (IPLRA), in section 11(g) (unfair labor practice procedures), and the Illinois Educational Labor Relations Act (IELRA), in section 16(c) (judicial review). (Ill. Rev. Stat. 1987, ch. 48, pars. 1611(g), 1716(c), as amended by Public Act 86-412.) The public act, in amending section 11(g) of IPLRA and section 16(c) of IELRA, essentially provides that where a final order of the respective labor relations board is alleged to have been violated (see section 11(f) of IPLRA and section 16(b) of IELRA), the board commences an action to compel compliance in the appropriate appellate court district. Prior to the amendment the compliance action was filed in the appropriate circuit court. Because the trial courts are, by their nature, better equipped to hear and determine the factual disputes which give rise to the alleged violation of a board's order that may result in imposition of sanctions for contempt (see, for example, *In re Peasley* (1989), 189 Ill. App.3d 865, where in an original proceeding in the appellate court for contempt court had to apply trial court procedures), sections 11(g) and 16(c) should be returned to their pre-amendment state that such matters be heard and determined in the circuit court rather than in the appellate court.

9. There is currently no clear delineation of responsibility as to which agency or level of government is responsible for assuring that educational resources are provided to minors who are held in juvenile detention facilities within the state. While state regulations require that educational opportunities be made available to such minors, the fourteen juvenile detention facilities within the state fund these services from a variety of sources including the school district in which the facility is located, the regional superintendent of schools and the county general revenue budget, with partial state reimbursement from the Supreme Court. This approach has resulted in an unevenness and inconsistency in the level of educational services among the detention facilities. An example of this problem is that four of these facilities provide only half-day instruction to detained minors.

   Recently enacted legislation has added to this problem by increasing the number of minors detained in the existing facilities. Legislation was enacted in 1989, which amends section 5-3 of the Juvenile Court Act of 1987 (Ill. Rev. Stat. 1987, ch. 37, par. 805-3) to prohibit the holding of delinquent minors in county jails. This change causes minors previously detained in county jails to be transported to those counties which operate juvenile detention facilities. This increase in the populations of juvenile detention facilities has resulted in detention facilities further reducing the educational services offered to detained minors.

   The legislature is invited to study this problem and to seek solutions which will address the educational needs of minors who are held in juvenile detention facilities.

10. The counties in each judicial circuit other than circuits composed of a single county are required by sections 3.2 and 3.3 of "An Act concerning fees and salaries ***" (Ill. Rev. Stat. 1987, ch. 53, pars. 3.2, 3.3) to "***reimburse the State Treasury for each additional $500 salary paid to judges of their Circuit Courts". The statutes require the Supreme Court to compute the amount of such payments and to apportion them among counties in accordance with their respective populations compared with the total population of all counties within the same circuit.

    In carrying out this provision the Supreme Court's staff must compute, prorate and complete the billing of the counties within a very limited time. The computation cannot be completed until the December payroll is processed.

Counties are required by statute to make the reimbursement to the Supreme Court by January 31 of the year following the year of such payments. This allows no more than 20 working days for the county board to pass a resolution authorizing payment and to remit the payment to the Supreme Court. The legislature is urged to amend sections 3.2 and 3.3 to provide for a longer time period for the completion of the required computation, proration and billing as well as remittance by the counties required to make such payments.

11. Under present law, a defendant's fitness to stand trial may be determined initially by a judge or a jury. Either side may demand a jury prior to the commencement of the trial. However, when the issue of fitness is raised after a trial has begun or at the sentencing stage, the determination shall be made by the court (Ill. Rev. Stat. 1987, ch. 38, par. 104-12). The right to have a jury trial in a hearing to determine fitness is based on statute. The Supreme Court of Illinois stated in *People v. Brown* (1969), 43 Ill. 2d 79, that "[t]he right to trial by jury guaranteed by the sixth amendment to the Federal Constitution and by section 5 of Article II of our Constitution does not extend to a hearing to determine the competency of a defendant to stand trial." (43 Ill. 2d at 81). *Cf. People v. Shadowens* (1969), 44 Ill. 2d 70.

    Because no constitutional rights have been found to be involved in this matter, the legislature might explore providing by statute for all determinations of competency to be made by the court.

12. It would seem that there are few public policy matters more fundamental to a citizen's social rights, duties and responsibilities than jury duty. Judges have noted the fact that employers have discharged citizens who have missed time from their jobs while fulfilling their obligation of serving on juries.

    Section 4.1 of "An Act concerning jurors ***" and section 10.1 of "An Act in relation to jury commissioners ***" provide in part that: "Any person who is not legally disqualified to serve on juries, has been duly summoned for jury duty for either petit or grand jury service *** shall be given time off from employment to serve upon the jury ***. *** No employer shall discharge an employee for taking time off for jury duty as provided in this Section, if such employee, prior to taking such time off, gives reasonable notice to his employer that he is required to so serve" (Ill. Rev. Stat. 1987, ch. 78, pars. 4.1, 33.1). Neither section provides a penalty or remedy for violation of the statute.

    It is suggested that the legislature study the problem of the employee/juror who is discharged by his or her employer in retaliation for being called to jury duty.

13. The legislature is requested to consider amending those statutes which provide limitations on the salaries to be paid to administrative assistants to chief circuit judges and court reporter administrative and support personnel.

    Consideration should be given to deleting those provisions in statutes (Ill. Rev. Stat. 1987, ch. 37, pars. 72.4-1, 654.1) which establish such statutory limitations. The Supreme Court has directed its Administrative Office to include the administrative assistants to chief circuit judges and the court reporter administrative and support personnel in the job classification and compensation system developed for the Judicial Branch.

    There appear to be conflicts between the existing statutory limitations on the salaries of these employee groups and the proposed provisions of the classification and compensation system which deals with these employees. Moreover, the current salary levels and the maximum compensation for these same employee groups are technically not consistent with the previously referenced statutory provisions.

SECTION II — CONTINUING LEGISLATIVE CONCERNS

1. Although Illinois has had a constitutionally unified court system since 1964, an acknowledged model in structure and organization, how the system is funded is a relic of a bygone era. While the reviewing courts and their allied operations are funded out of State appropriations, the circuit courts — the busiest courts in the State — must still depend upon the counties to fund most of their operations. Presently, the State pays the salaries of trial judges, the chief judge's administrative assistant, official court reporters, two trial court administrators, and some six administrative personnel located in DuPage, Lake and Winnebago Counties who assist in administering the court-annexed mandatory arbitration programs, and provides a subsidy to counties for the operation of probation and court services departments. The counties, on the other hand, are responsible for funding all other circuit court operations, including the circuit clerks' offices, ranging from pencil and paper purchases to courthouse construction and renovation, although in a very limited way electronic data processing hardware and software paid for out of State appropriations are made available to a small number of circuit clerks' offices and probation departments.

    The circuit courts of Illinois are State courts and their funding should come from appropriations made by the General Assembly. The legislature should study State funding of the operations of the circuit courts. The Supreme Court notes that it has provided the General Assembly with a study, commissioned by the Court, which details the actual cost of operating all Illinois courts, including the circuit courts, and puts the additional cost to the State at about $280 million if the State assumes the cost of fully funding the circuit courts.

2. The nonjudicial function of circuit judges appointing commissioners of boards of election commissioners in municipalities having such boards (Ill. Rev. Stat. 1987, ch. 46, par. 6-21) should be removed from the judiciary and placed in some nonjudicial body. Not only does section 6-21 of the Election Code impose a nonjudicial function on judges but it also tends to involve them in political matters that can be better addressed by nonjudicial officials.

3. The 83rd and 84th General Assemblies passed a number of bills which were enacted into law and legislatively imposed additional duties upon judges. (See Public Acts 83-1517 ("speedy adjudicatory hearings"), 84-7 (medical malpractice review panels, found unconstitutional in *Bernier v. Burris* (1986), 113 Ill. 2d 219), 84-272 ("judicial driving permit" hearings) and 84-696 ("duty judge" for domestic violence actions).) The 85th General Assembly passed several bills which were enacted into law and increased the number of appellate, circuit, and associate judges. (See Public Acts 85-865 (appellate judges) and 85-866 (circuit and associate judges); see also Public Act 85-903 (amending Public Acts 85-865 and 85-866).) In no instance did the legislature, when considering these bills which ultimately became law, require that a judicial note be submitted by the Supreme Court assessing the impact of the legislation upon the judicial system or the number of judges needed. (See Ill. Rev. Stat. 1987, ch. 63, par. 42.61 *et seq.*) The legislature should invoke the "Judicial Note Act" whenever the purpose or effect of a bill is to directly or indirectly increase the number of judges in Illinois.

4. The 1970 Illinois Constitution allows, as did the 1962 judicial article amendment to the 1870 Constitution, the appellate court, as provided by law, to directly review administrative actions. (Ill. Const. 1970, art. VI, sec. 6.) Effective July 1, 1970, the Environmental Protection Act provides for direct review in the appellate court of orders of the Pollution Control Board. (Ill. Rev. Stat. 1987, ch. 111 1/2, par. 1041.) Effective July 1, 1971, Supreme Court Rule 335 was adopted and provides procedures for direct review in the appellate court of administrative orders. (See, generally, Ill. Ann. Stat., ch. 110A, par. 335, Committee Comments and Historical and Practice Notes, at 467-69 (Smith-Hurd 1985).) Since the Environmental Protection Act became law, the legislature has provided for direct appellate court review of certain orders of six more administrative bodies. (See Ill. Rev. Stat. 1987, ch. 46, par. 9-22 (State Board of Elections); Ill. Rev. Stat. 1987, ch. 48, pars. 1611, 1716, as amended by Public Act 86-412 (eff. August 30, 1989) (Illinois State, Illinois Educational and Illinois Local Labor Relations Boards); Ill. Rev. Stat. 1988 Supp., ch. 68, par. 8-111 (Human Rights Commission); Ill. Rev. Stat. 1988 Supp., ch. 111 2/3, par. 10-201 (Illinois Commerce Commission); see also Ill. Ann. Stat., ch. 110A, par. 335, Committee Comments and Supp. to Historical and Practice Notes, at 43-44 (Smith-Hurd Supp. 1989).) In *Consumers Gas Co. v. Illinois Commerce Commission* (1986), 144 Ill. App. 3d 229, the appellate court found certain procedural provisions for direct review in the Public Utilities Act (Ill. Rev. Stat. 1985, ch. 111 2/3, pars. 10-201, 10-204) to be violative of Rule 335 and therefore unconstitutional. (See also *County of Cook v. Illinois Local Labor Relations Board* (1989), 189 Ill. App. 3d 1057, leave to appeal pending, No. 69644.) The legislature should re-examine the direct review provisions of that Act, as well as the direct review provisions of other acts, with a view toward providing uniform direct review procedures which correspond with Rule 335, like that recently done for direct appeals to the appellate court from orders of the Human Rights Commission (see Ill. Rev. Stat. 1988 Supp., ch. 68, par. 8-111).

5. The alarming extent of disregard for court-ordered support obligations to children and former spouses is shameful, and morally and legally unacceptable and intolerable. Legislatures, both nationally and at the State level, have responded by enacting statutes which put "teeth" into the enforcement of court-ordered child and former spouse support. The Illinois General Assembly is no exception: it has taken a leadership role in the enforcement efforts. Too, the Supreme Court of Illinois has been in the forefront of suggesting legislative solutions to the enforcement problem. (See annual reports of Supreme Court to General Assembly (January 31, 1975, 1978, and 1980).) The Court, very recently, took another step to provide effective enforcement of court-ordered support payments. Supreme Court Rule 296, effective February 1, 1989, requires that all payments made pursuant to court orders for support must be made to and through the circuit court clerk; the requirement cannot be waived by the court or parties. The rule will be effective in those counties, subject to Supreme Court approval, where the circuit court clerk and chief circuit judge agree to implement it. The rule provides comprehensive and detailed procedures which should vastly improve the timely receipt of court-ordered support payments by children and former spouses.

   The Court has approved implementation of Rule 296 in the circuit courts of Wayne County (2nd Circuit), De Witt, Douglas and Piatt Counties (6th Circuit), and Morgan County (7th Circuit). These counties will assume the operating costs of the Rule 296 programs. However, as the Court noted last year, modest State funding for circuit clerk personnel and equipment to implement the programs, on an experimental basis, is needed. Fiscal support from the General Assembly is an important ingredient in the experimental implementation of Supreme Court Rule 296.

6. Sections 11-207, 11-208 and 20-204 of the Illinois Vehicle Code (Ill. Rev. Stat. 1987, ch. 95 1/2, pars. 11-207, 11-208, 20-204), as well as other statutory provisions, authorize "local authorities" (*e.g.*, political subdivisions of the State, municipalities, etc.) to enact local traffic ordinances and

regulations. The circuit court clerks, and the Secretary of State in particular, report that there is wide disparity in the local authorities' traffic ordinance numbering systems; as a consequence of this lack of uniformity, the clerks and Secretary have difficulty in discharging their statutory reporting and report-collection duties with regard to determining, by a mere examination of the traffic ticket which cites the local ordinance violated, the "comparability" of the local ordinance with the Illinois Vehicle Code offense. The Illinois Judicial Conference executive committee and its legislative subcommittee, as well as a subcommittee of the Conference of Chief Circuit Judges, believe that the General Assembly should study whether the appropriate provisions of the Illinois Vehicle Code and any other relevant statutory provisions should provide that local traffic ordinances use numbering systems permitting manual and computer recognition of comparable State-law offenses.

7. Section 9, article I, of the Illinois Constitution was amended, effective November 25, 1986, by excepting from release on bail persons who are charged with felony offenses punishable by a mandatory prison sentence, when the court, after a hearing, determines that release of the person would pose a real and present threat to any person's physical safety. Section 9 was amended further to provide, "Any costs accruing to a unit of local government as a result of the denial of bail pursuant to the 1986 Amendment to this Section shall be reimbursed by the State to the unit of local government." (Ill. Const. 1970, art. I, sec. 9 (1986).) Public Act 85-892 (eff. November 4, 1987) implements amended section 9. (See Ill. Rev. Stat. 1987, ch. 38, pars. 110-1, 110-4, 110-18; Ill. Rev. Stat. 1988 Supp., ch. 38, par. 110-6.1.) It provides, *inter alia,* that the "Supreme Court shall reimburse, from funds appropriated to it by the General Assembly", the counties at the rate of $50 a day for each day that a person is detained in the custody of the sheriff because he or she was denied bail for a mandatory prison offense. (Ill. Rev. Stat. 1987, ch. 38, par. 110-18.) There are two concerns about the "reimbursement provision" of the new law. First, the General Assembly has not appropriated any funds from which the counties can be reimbursed. Second, and more importantly, the new provision places the reimbursement responsibility in the judicial branch of government, the Supreme Court, even though the responsibility is a fiscal one having no relationship to the judicial system. It would appear that such a reimbursement function is better reposed in an executive branch law enforcement or fiscal agency.

8. On three occasions within the last 11 years, the Supreme Court has urged the General Assembly to implement recommendations concerning the administration of bail in Illinois that were promulgated by a study committee of the Illinois Judicial Conference. (See annual reports of Supreme Court to General Assembly (January 31, 1979 and 1982; February 26, 1986).) The General Assembly responded favorably, and recently, effective July 1, 1987, provided in "An Act in relation to pretrial services" for the creation at the circuit court level of pretrial services agencies. (Ill. Rev. Stat. 1987, ch. 38, par. 301 *et seq.*) The agencies are charged with gathering accurate background data regarding pretrial release of persons charged with felonies and with supervising compliance with the terms and conditions on release. The Supreme Court is to pay the operational costs of these agencies. Very recently the General Assembly appropriated $1.1 million to the Supreme Court for a pretrial services program in the circuit court of Cook County. (See Public Act 86-956 (eff. December 5, 1989).) However, while the legislature has mandated that all circuit courts establish pretrial services agencies, it has not appropriated the required funds for the circuit courts outside Cook County and, consequently, such agencies have not been established in those circuit courts. The General Assembly should appropriate funds so that pretrial services agencies may be established and become operational in all circuit courts.

9. The statutes permitting use of eavesdropping devices (Ill. Rev. Stat. 1987, ch. 38, par. 108A-1 *et seq.*; Ill. Rev. Stat. 1988 Supp., ch. 38, par. 108B-1 *et seq.*) have been the subject of a number of Annual Reports of the Supreme Court to the General Assembly. (See annual reports dated January 31, 1984 and 1985, February 26, 1986, February 25, 1987, February 10, 1988, and January 27, 1989.) Public Act 86-391 (eff. August 30, 1989) appears to have addressed the concerns raised in the prior reports, save one. Section 108B-13 of the Code of Criminal Procedure of 1963 requires eavesdropping reports to be filed with the Supreme Court's administrative office by the chief judge and state's attorney, and requires further that the administrative office file an annual report with the General Assembly. (Ill. Rev. Stat. 1988 Supp., ch. 38, pars. 108B-13(a), (b), (d).) These reporting and report-collection responsibilities are better reposed in an executive branch law enforcement agency only. (Public Act 86-391, in amending section 108A-11 of the Code of Criminal Procedure (Ill. Rev. Stat. 1987, ch. 38, par. 108A-11), transferred the annual report requirements from the Supreme Court to the Department of State Police.) At the very least, the section 108B-13 reporting requirements should track section 108A-11 (Ill. Rev. Stat. 1987, ch. 38, par. 108A-11): the references to the Supreme Court's administrative office should be changed to "Supreme Court"; the chief judge or circuit or associate judge should not be required to file reports; the information required to be included in the state's attorney's annual report should be reduced as should the information required in the administrative office's annual report. To be noted is that the report and report collection responsibilities reposed in the administrative office by section 108B-13 (Ill. Rev. Stat. 1988 Supp., ch. 38, par. 108B-13) could be deleted and those responsibilities would still be discharged by the Governor and Department of State Police, according to section 108B-13.

10. Section 11-117-4 of the Illinois Municipal Code (Ill. Rev. Stat. 1987, ch. 24, par. 11-117-4) and section 3-105 of the Public Utilities Act (Ill. Rev. Stat. 1987, ch. 111 2/3, par. 3-105) should be amended to provide that rates charged to customers outside of a municipality by a water utility owned or owned and operated by a municipal corporation shall be determined by the Illinois Commerce Commission rather than by agreement of the parties or by the circuit court if there is no agreement. (See *Inland Real Estate Corp. v. Village of Palatine* (1982), 107 Ill. App. 3d 279, *appeal after remand (1986)*, 146 Ill. App. 3d 92.) In any event, fixing of utility rates should be the responsibility of agencies which possess special expertise and not the courts.

11. In *In re Estate of Cooper* (1988), 125 Ill. 2d 363, the minor, who had sustained injuries in a traffic accident, brought a personal injury suit, and the suit was settled. The settlement agreement was structured to pay, from an annuity purchased by an insurer, the minor or his estate if he does not survive $46,758 in 1998, $99,915 in 2005, and $140,136 in 2010. The nonprofit hospital which treated the minor for his traffic injuries filed a petition to adjudicate its $57,252 lien against the minor's estate to cover the cost of his treatment. "An Act providing for a lien for nonprofit hospitals ***" (Hospital Lien Act) allows a nonprofit or county hospital to place a lien upon the recovery that an injured person it treated may receive from any personal injury suit; the lien amount is "reasonable charges at ward rates" but cannot exceed "one-third of the sum paid or due to said injured person"; and the lien attaches to "any money or property which may be recovered" in the case of compromise settlement. (Ill. Rev. Stat. 1987, ch. 82, pars. 97, 98.) The Court, in interpreting the Hospital Lien Act, noted that the only asset in the minor's estate was the annuity contract, and held that the estate was obligated to pay for treatment rendered to the minor out of any available resources and that the lien could be presently enforced against the estate. Accordingly, the hospital's lien had to be enforced to the lesser of $57,252 or one-third of the present value of the annuity, even though the annuity would probably have to be liquidated to pay the hospital and another annuity purchased with the balance. The Court then said that "although we believe that our decision *** gives proper deference to a hospital's lien rights as mandated by the Hospital Lien Act, we feel that the time is ripe for the legislature to consider this problem. Given the rising popularity of structured settlements ***, the issue addressed in (this) case may very well repeat itself. Public policy favors the settlement of disputed claims. [Citations.] Yet this policy can *** conflict with the Hospital Lien Act, which itself serves to promote health care for the poor. The legislature should consider this conflict ***." (125 Ill. 2d 363, 370-71.) See also *Blagg v. Illinois F.W.D. Truck & Equipment Co.* (1989), 186 Ill. App. 3d 955, 961, *leave to appeal allowed* (December 5, 1989), No. 69158.

12. Section 8(a) of the Workers' Compensation Act (Ill. Rev. Stat. 1987, ch. 48, par. 138.8(a)) provides the employer of an injured employee shall "pay for treatment, instruction and training necessary for the physical, mental and vocational rehabilitation of the employee, including all maintenance costs and expenses incidental thereto," and if the employee is unable to be self-sufficient, "the employer shall further pay for such maintenance or institutional care as shall be required." The section is silent on procedures to govern proposed rehabilitation programs. The legislature should examine whether rehabilitation counseling and procedures through public or private agencies should be provided for to assist the Industrial Commission and the courts in this area. See *International Paper Co. v. Industrial Com.* (1984), 99 Ill. 2d 458; *National Tea Co. v. Industrial Com.* (1983), 97 Ill. 2d 424; *C.D. Turner & Sons, Inc. v. Industrial Com.* (1983), 96 Ill. 2d 231; *McLean Trucking Co. v. Industrial Com.* (1983), 96 Ill. 2d 213; *Zenith Co. v. Industrial Com.* (1982), 91 Ill. 2d 278; *Hunter Corp. v. Industrial Com.* (1982), 86 Ill. 2d 489; *Kropp Forge Co. v. Industrial Com.* (1981), 85 Ill. 2d 226.

13. Sections 19(k) and 19(l) of the Workers' Compensation Act (Ill. Rev. Stat. 1987, ch. 48, pars. 138.19(k), 138.19(l)) provide for penalties that may be assessed against the one liable to pay compensation where he or she fails to pay or delays in making payments of compensation benefits. It appears the Industrial Commission is assessing penalties under both sections for the same delay or failure to pay compensation for temporary total disability. (*Board of Education v. Industrial Com.* (1982), 93 Ill. 2d 1, 14 (Ryan, C.J., dissenting); *Board of Education v. Industrial Com.* (1982), 93 Ill. 2d 20, 26 (Ryan, C.J., dissenting).) The sections are overlapping and confusing, and in need of legislative clarification.

II
THE APPELLATE COURT

THE APPELLATE COURT

JURISDICTION AND ORGANIZATION

The Appellate Court is the intermediate court of review in the Illinois judicial system. Jurisdiction is conferred upon it by Article VI, Section 6 of the Constitution, which is included in Appendix A. Generally, appeals from final judgments of a circuit court may be taken as a matter of right to the Appellate Court, except in cases appealable directly to the Supreme Court and except from judgments of acquittal in criminal cases. The Appellate Court may exercise original jurisdiction when necessary to the complete determination of any case on review, and it may also directly review administrative actions as provided by law. Acting pursuant to Article VI, Section 6, the General Assembly has provided that "final orders or determinations" of the Pollution Control Board (Ill. Rev. Stat., ch. 111 1/2, par. 1041), "judgments" of the State Board of Elections concerning disclosure of campaign contributions and expenditures (Ill. Rev. Stat., ch. 46, par. 9-22), and final orders of the Illinois State Labor Relations Board, the Illinois Local Labor Relations Board and the Illinois Educational Labor Relations Board (Ill. Rev. Stat., ch. 48, pars. 1611, 1716), decisions from the Illinois Human Rights Commission (Ill. Rev. Stat., ch. 68, par. 8-111), and any order or decision of the Illinois Commerce Commission (Ill. Rev. Stat., ch. 111 2/3, par. 10-201) may be appealed directly to the Appellate Court.

The Constitution, Article VI, Section 5, provides the number of Appellate judges to be selected from each judicial district shall be provided by law. Prior to 1988, the General Assembly had provided for the election of 18 Appellate judges from the First District and four from each of the other four districts. The Second and Fifth Districts were each authorized two additional judgeships to be first elected at the November, 1988 general election, bringing to six the number of Appellate Judges now elected in each of those two districts. Pursuant to Article VI, Section 10, Appellate Court judges, like Supreme Court judges, are elected for 10 year terms.

Article VI, Section 5, also provides for the organization of the Appellate Court to be as prescribed by the Supreme Court by rule. The Supreme Court has adopted Rule 22 which establishes the organization of the Appellate Court. The rule (as amended effective August 1, 1987), provides as follows:

Rule 22. Appellate Court Organization

(a) Divisions — Appellate Districts. Each district of the Appellate Court shall consist of one division unless the Supreme Court provides otherwise by order. The First District shall sit in the city of Chicago. The Second District shall sit in the city of Elgin. The Third District shall sit in the city of Ottawa. The Fourth District shall sit in the city of Springfield. The Fifth District shall sit in the city of Mount Vernon. With the approval of the Chief Justice of the Supreme Court, a division may sit at any place in the State. The Appellate Court in each district shall be in session throughout the year, and each division shall sit periodically as its judicial business requires. Each division shall sit in panels of three judges as herein after provided.

(b) Assignment to Divisions — Designation of Panels. The Supreme Court shall assign judges to the various divisions. The presiding judge of a division shall designate judges serving in that division to sit in panels of three. Such a three-judge panel shall constitute the division for purposes of rendering a decision in a case. The Executive Committee of the First District, upon request of a division of that district, may designate any Appellate Court judge of that district to sit in the place of a judge of the requesting division for such case or cases as may be designated in the request.

(c) Decisions. Three judges must participate in the decision of every case, and the concurrence of two shall be necessary to a decision. One judge may decide motions of course.

(d) Divisions — Presiding Judge. The judges of each division shall select one of their number to serve as presiding judge of that division for a term of one year.

(e) Executive Committee of the Appellate Court of Illinois. The presiding judges of the Second, Third, Fourth, and Fifth Districts and the members of the Executive Committee of the First District shall constitute the Executive Committee of the Appellate Court of Illinois. Meetings of the Executive Committee may be called by any three of its members, and meetings of the Appellate Court may be called by the Executive Committee.

(f) Executive Committee of the Appellate Court in the First Appellate District. There shall be an Executive Committee of the First District composed of one member of each division, which committee shall exercise general administrative authority. The Executive Committee shall select one of its number as chairman.

(g) Industrial Commission Appeals. A five-judge panel, one judge from each judicial district, will sit as the Industrial Commission Division of the Appellate Court. The Industrial Commission Division will hear and decide all appeals involving proceedings to review orders of the Industrial Commission. The Division will sit, periodically, as its judicial business requires, at any place in the State it chooses. Five judges must participate in the decisions of the Industrial Commission Division, and the concurrence of three shall be necessary to a decision. If a judge designated to serve on this panel cannot participate, the alternate designated by the Supreme Court shall participate. Motions of course may be decided by one judge.

Effective April 1, 1989, by order of the Supreme Court, the First District of the Appellate Court shall sit in six divisions.

SUPREME COURT ASSIGNMENT OF JUDGES TO THE APPELLATE COURT

Article VI, sections 15 and 16, of the 1970 Illinois Constitution allows the Supreme Court to assign a retired judge, with his consent, to judicial service and to assign temporarily a sitting judge to any court, except that an associate judge may be assigned only as an associate judge. Those retired judges recalled and assigned to the Appellate Court have been identified earlier in this Report. The circuit judges who sat on the Appellate Court during 1989, by assignment, are shown below. The date the judge's assignment commenced is shown in parenthesis.

First District — David Cerda, Cook County (4/1/89)
Gino L. DiVito, Cook County (4/1/89)
Mel R. Jiganti, Cook County (3/1/76)
Rosemary Duschene LaPorta, Cook County (4/1/89)
James C. Murray, Cook County (1/28/86)
Thomas R. Rakowski, Cook County (12/1/89)

Second District — Fred A. Geiger, 19th Circuit (12/4/89)

Third District — No judges assigned during 1989.

Fourth District — Joseph R. Spitz, 5th Circuit (10/21/85)
Robert J. Steigmann, 6th Circuit (7/10/89)

Fifth District — No judges assigned during 1989.

1989 APPELLATE COURT CASELOAD SUMMARY

There were 7,612 total new filings in 1989, compared with 7,720 in 1988, a decrease of 1%. Dispositions in 1989 amounted to 7,722 compared to 7,648 cases in 1988, an increase of 1%. There were 8,394 cases pending at the end of 1989 compared with 7,974 in 1988, an increase of over 5%. 2,084 cases were disposed of with opinions in 1989, compared with 1,937 in 1988, an increase of 8%. During 1989, Appellate Court judges disposed of 2,708 cases by Rule 23 order, compared with 2,641 in 1988, an increase of 3%.

ANNUAL MEETING OF THE ILLINOIS APPELLATE COURT

Supreme Court Rule 22(e) creates an executive committee of the Appellate Court and provides for meetings of all judges of that court. Traditionally, the Appellate Court holds an annual meeting during the latter part of the year.

On December 7, 1989, the Appellate Court held its annual meeting with Judge Robert C. Buckley (1st District) presiding as chairman. In attendance were 32 appellate judges, four Supreme Court justices, two retired Appellate Court judges and staff of the Administrative Office of the Illinois Courts.

Matters considered at the meeting included:

(1) Appointment of Appellate Court members to the Illinois Courts Commission. Appointed to the Commission as members were Judges Francis S. Lorenz (1st District) and Allan L. Stouder (3rd District), and as alternates Judges David Linn (1st District) and Frederick S. Green (4th District).

(2) Selection of Judge Henry Lewis (5th District) as the next chairman of the Illinois Appellate Court.

ADMINISTRATIVE COMMITTEE OF THE ILLINOIS APPELLATE COURT

The Administrative Committee of the Illinois Appellate Court, created by order of the Supreme Court, studies and recommends methods by which the Appellate Court might improve the processing of appeals. The Administrative Office is the secretary to the Committee.

As of December 31, 1989, the members of the Administrative Committee were:

Tobias Barry (3rd District), Chairman
Calvin C. Campbell (1st District)
Frederick S. Green (4th District)
Moses W. Harrison, II (5th District)
Daniel J. McNamara (1st District)
Philip G. Reinhard (2nd District)
Anthony Scariano (1st District)
Horace L. Calvo (Supreme Court Liaison)

During 1989 the Administrative Committee did not meet.

APPELLATE COURT CLERKS

Article VI, Section 18(a) of the Illinois Constitution provides that the Appellate Court judges of each judicial district, respectively, shall appoint a clerk and other nonjudicial officers for their court or district. The Appellate Court Clerk in the First District, Gilbert S. Marchman, in the Second District, Loren J. Strotz, in the Third District, Roger H. Johnson, in the Fourth District, Darryl Pratscher and, in the Fifth District, Louis E. Costa continue to serve their respective courts.

APPELLATE COURT RESEARCH DEPARTMENTS

Supreme Court Rule 24, adopted effective October 15, 1979, established a research department in each Appellate Court district. The Rule provides that each department will be supervised by a director of research and staffed by such number of staff attorneys as the Supreme Court may from time to time determine. The research departments shall perform such duties as may be assigned to them by the presiding judge of the district or, in the First District, by the Executive Committee. They are to coordinate their activities, exchange information, and publish and maintain a manual of procedures for the research staff. The director of research and staff attorneys must be graduates of law schools approved by the American Bar Association.

III
THE CIRCUIT COURTS

THE CIRCUIT COURTS

JURISDICTION AND ORGANIZATION

The trial level court of general jurisdiction in Illinois is known as the Circuit Court. It has original jurisdiction of all justiciable matters, except: (1) in matters relating to redistricting of the General Assembly and to the ability of the Governor to serve or resume office; (2) where the Supreme Court exercises its discretionary original jurisdiction in cases relating to revenue, mandamus, prohibition or habeas corpus; and (3) by statute, the review of orders of certain State agencies. There are no courts of special or limited jurisdiction in Illinois. (Ill. Const. 1970, art. VI, sec. 9.) No judge of the Circuit Court has the power to review the decision of another and there are no trials *de novo*.

The State is divided into 22 judicial circuits by statute (Ill. Rev. Stat., ch. 37, par. 72.1). Three circuits, Cook County and the 12th and 18th Circuits, consist of a single county. The other 19 judicial circuits are composed of two or more contiguous counties as provided by law. Each judicial circuit has but one, unified Circuit Court.

There are two categories of judges in the Circuit Courts: (1) circuit judges and (2) associate judges. All judges must be licensed attorneys. (Ill. Const. 1970, art. VI, sec. 11.) Circuit judges are initially elected, either on a circuit-wide base is or from the county where they reside. (Ill. Rev. Stat., ch. 37, pars. 72.2, 72.42-1.) They serve six year terms. (Ill. Const. 1970, art. VI, sec. 10.) In the Cook County Circuit, circuit judges are elected from the City of Chicago, from the entire county or from the area outside Chicago. (Ill. Rev. Stat., ch. 37, pars. 72.2, 72.42.)

The circuit judges in each circuit select by secret ballot a chief judge from their number to serve at their pleasure. Subject to the authority of the Supreme Court, the chief judge has general administrative authority over his court. (Ill. Const. 1970, art. VI, sec. 7.)

Associate judges are appointed for four year terms by the circuit judges in their respective circuits. (Ill. Const. 1970, art. VI, secs. 8,10.) Like circuit judges, associate judges may exercise the full constitutional jurisdiction of the Circuit Court. However, Article VI, section 8 of the Constitution directs the Supreme Court to provide by rule for matters to be assigned to associate judges. The Court discharges this responsibility through Supreme Court Rule 295, discussed below.

1989 CIRCUIT COURT CASELOAD SUMMARY

The number of cases filed in the circuit courts of Illinois during 1989, excluding "hang-on" (parking) tickets in the First Municipal District (City of Chicago) of the Circuit Court of Cook County, was 3,851,861 compared with 4,038,525 in 1988, a decrease of less than 1%.

The number of cases disposed in 1989 was 4,203,351 compared with 4,204,942 in 1988, a decrease of less than 1%. Again these figures exclude "hang-on" (parking) tickets in the First Municipal District (City of Chicago) of the Circuit Court of Cook County.

1989 CONFERENCE OF CHIEF CIRCUIT JUDGES

Pursuant to Supreme Court Rule 42, a Conference of Chief Circuit Judges meets regularly to consider problems relating to the administration of the circuit courts and such other matters as may, from time to time, be referred to the Conference by the Supreme Court. As of December 31, 1989, the members of the Conference of Chief Circuit Judges were:

First Circuit:	William A. Lewis,
Second Circuit:	Terrence J. Hopkins
Third Circuit:*	Charles V. Romani, Jr.
Fourth Circuit:	Michael R. Weber
Fifth Circuit:	Ralph S. Pearman
Sixth Circuit:	Rodney A. Scott
Seventh Circuit:	C. Joseph Cavanagh
Eighth Circuit:	David K. Slocum
Ninth Circuit:*	Stephen G. Evans
Tenth Circuit:	Robert E. Manning
Eleventh Circuit:	William T. Caisley
Twelfth Circuit:	Herman S. Haase, Vice Chairman
Thirteenth Circuit:	Alexander T. Bower
Fourteenth Circuit:	L. E. Ellison
Fifteenth Circuit:	John W. Rapp, Jr., Chairman
Sixteenth Circuit:	Patrick J. Dixon
Seventeenth Circuit:	David F. Smith
Eighteenth Circuit:*	Anthony M. Peccarelli
Nineteenth Circuit:	Bernard E. Drew, Jr.
Twentieth Circuit:	Stephen M. Kernan
Twenty-First Circuit:	James R. Blunk
Cook County:	Harry G. Comerford

During calendar year 1989, the Honorable Howard C. Ryan was the liaison from the Supreme Court of Illinois. In accordance with Supreme Court Rule 42, the Administrative Office of the Illinois Courts is the secretary to the Conference of Chief Circuit Judges. During 1989, the Conference met monthly, except for the month of July.

*During 1989, the Hon. P. J. O'Neill (Third Circuit), the Hon. William L. Randolph (Ninth Circuit) and the Hon. Carl F. J. Henninger (Eighteenth Circuit) also held office as chief circuit judges.

OUT-OF-CIRCUIT ASSIGNMENTS

Article VI, Section 16, of the Constitution of the State of Illinois provides the Supreme Court may assign a judge temporarily to any court and an associate judge to serve temporarily as an associate judge on any circuit court. During 1989, a total of 136 circuit and associate judges from 16 downstate circuits were assigned by the Supreme Court to serve, temporarily, in the Circuit Court of Cook County. These assignments, made for weekly periods, totalled 294 judge-weeks of service. Those circuits from which judges were assigned, with the numbers of judges and the total number of judge-weeks shown, are as follows:

1st Circuit	8 judges	11 weeks
2nd Circuit	20 judges	41 weeks
3rd Circuit	2 judges	3 weeks
4th Circuit	17 judges	50 weeks
6th Circuit	8 judges	18 weeks
7th Circuit	6 judges	9 weeks
8th Circuit	15 judges	51 weeks
9th Circuit	15 judges	34 weeks
10th Circuit	9 judges	9 weeks
11th Circuit	4 judges	9 weeks
13th Circuit	11 judges	28 weeks
14th Circuit	9 judges	11 weeks
15th Circuit	1 judge	1 week
16th Circuit	1 judge	1 week
20th Circuit	9 judges	14 weeks
21st Circuit	1 judge	4 weeks

In the downstate circuits, on the request of the chief judges of 17 circuits, 61 circuit and appellate judges from 19 circuits were assigned to serve, temporarily, outside their circuit to hear a total of 94 cases. These assignments were generally made due to the recusal of judges or for the judge presiding in a case to hear the matter in another circuit on a change of venue or change of place of trial.

RULE 295 ASSIGNMENTS

Article VI, Section 8, of the Illinois Constitution of 1970 authorizes the Supreme Court to "provide by rule for matters to be assigned to Associate Judges". In implementing this authority, the Supreme Court has provided in Rule 295 that an associate judge may hear any matter except the trial of criminal cases in which a defendant is charged with an offense punishable by imprisonment for more than one year. However, upon a showing of need, the Supreme Court may authorize the chief judge of a circuit to make temporary assignments of individual associate judges to conduct trials of those criminal cases.

In 1989, the Supreme Court, through its Administrative Director, approved requests from the Chief Judge of the Circuit Court of Cook County to assign 147 individual associate judges to conduct trials of criminal cases in which the defendant may be punished by imprisonment for more than one year. The requests of the Chief Judge were for authorization to assign 135 judges for the period of the entire year. There were 11 requests to assign judges for a period of six months for each judge and one request to assign a judge for a period of two months.

The Court also approved requests from 19 downstate chief judges for authorization to assign 140 individual associate judges to these criminal cases. The following is a summary of assignment requests and authorizations:

Cook County	135	Associate Judges	each for entire year
	11	Associate Judges	each for 6 months
	1	Associate Judge	for 2 months
1st Circuit	3	Associate Judges	each for entire year
	2	Associate Judges	each for 6 months
2nd Circuit	4	Associate Judges	each for entire year
3rd Circuit	1	Associate Judge	for entire year
	1	Associate Judge	for 11 months
	1	Associate Judge	for 10 months
	2	Associate Judges	each for 6 months
	2	Associate Judges	each for 3 months
4th Circuit	5	Associate Judges	each for entire year
	1	Associate Judge	for 10 months
5th Circuit	2	Associate Judges	each for entire year
6th Circuit	2	Associate Judges	each for entire year
7th Circuit	4	Associate Judges	each for entire year
8th Circuit	4	Associate Judges	each for 6 months
9th Circuit	5	Associate Judges	each for entire year
	1	Associate Judge	for 8 months
	2	Associate Judges	each for 7 months
	1	Associate Judge	for 2 months
10th Circuit	6	Associate Judges	each for entire year
11th Circuit	7	Associate Judges	each for entire year
	1	Associate Judge	for 10 months
	1	Associate Judge	for 2 months
12th Circuit	1	Associate Judge	for 11 months
13th Circuit	2	Associate Judges	each for entire year
	1	Associate Judge	for 9 months
	1	Associate Judge	for 1 month
14th Circuit	1	Associate Judge	for 3 months
	2	Associate Judges	each for 2 months
	1	Associate Judge	for 1 month
15th Circuit	3	Associate Judges	each for entire year
16th Circuit	8	Associate Judges	each for entire year
17th Circuit	3	Associate Judges	each for entire year
	1	Associate Judge	for 10 months
	3	Associate Judges	each for 8 months
	1	Associate Judge	for 4 months
	1	Associate Judge	for 2 months
18th Circuit	6	Associate Judges	each for entire year
	2	Associate Judges	each for 11 months
	1	Associate Judge	for 7 months
	1	Associate Judge	for 6 months
	1	Associate Judge	for 5 months
	1	Associate Judge	for 3 months
19th Circuit	22	Associate Judges	each for entire year
	5	Associate Judges	each for 6 months
20th Circuit	9	Associate Judges	each for entire year
	1	Associate Judge	for 10 months
	1	Associate Judge	for 9 months
	1	Associate Judge	for 8 months
	1	Associate Judge	for 6 months

In terms of judicial manpower made available to preside at the trials of these criminal cases, the numbers of judge-months provided by the above authorizations are 1,688 in Cook County and 1,398 in the downstate circuits.

THE CLERK OF THE CIRCUIT COURT

Pursuant to Article VI, Section 18(b) of the Illinois Constitution of 1970, the General Assembly shall provide by law for the election, or for the appointment by circuit judges, of clerks of the circuit courts and for their terms of office and removal for cause. Current law provides that one clerk of the circuit court shall be elected in each county for a term of four years (Ill. Rev. Stat. 1987, ch. 25, par. 1; ch. 46, par. 2A-15).

In addition to performing the usual duties incumbent upon a clerk (*e.g.*, attending sessions of the court; preserving the files and papers thereof; making, keeping and preserving complete records of all the proceedings and determinations, etc.) circuit clerks receive and distribute to their respective county, to various local governmental entities and to various funds in the state treasury, millions of dollars, annually, in fees, fines, penalties, assessments, and surcharges. Clerks also receive and disburse each year thousands of payments ordered by the courts in matters of child support and maintenance while maintaining for the court complete and accurate records of those accounts.

Circuit clerks regularly provide information, statistical data, and other reports requested by the Supreme Court, and their respective courts, on the state of the dockets and the business transacted by the courts, as well as other matters pertinent to the efficient operation of the courts.

III
THE JUDICIAL CONFERENCE

THE JUDICIAL CONFERENCE

The Illinois Constitution provides, in Section 17 of Article VI, that there shall be "an annual judicial conference to consider the work of the courts and to suggest improvements in the administration of justice." Supreme Court Rule 41 implements Section 17 by establishing membership in the Conference, creating an Executive Committee to assist the Supreme Court in conducting the Conference, and appointing the Administrative Office of the Illinois Courts as secretary to the Conference.

The Judicial Conference membership includes the Supreme Court Justices, Appellate Court judges and all circuit judges. The Supreme Court appoints six judges from Cook County and six judges from outside Cook County to serve three year terms on the Executive Committee.

Executive Committee members during 1989 were:

Hon. Anthony M. Peccarelli, Chair
Hon. William Cousins, Jr., Vice Chair
Hon. Alexander T. Bower
Hon. Michael C. Close
Hon. John L. Davis
Hon. Charles J. Durham
Hon. James C. Murray
Hon. Philip J. Rarick
Hon. Joseph Schneider
Hon. David J. Shields
Hon. John M. Telleen
Hon. George W. Unverzagt
Hon. William G. Clark, Liaison

During 1989, the Executive Committee:

- Selected the site, topics and faculty for the 1989 annual program of the Illinois Judicial Conference.
- Monitored the work of the Associate Judge Seminar Coordinating Committee in planning the annual Associate Judge Seminar.
- Monitored the work of the Subcommittee on Judicial Education in planning the yearly Regional Seminar Series and in planning and presenting the annual New Judge Seminar.
- Monitored the work of the Subcommittee on Legislation.
- Monitored the work of the Subcommittee on Reimbursement for Degree Granting Judicial Education.
- Monitored the work of the Study Committee on Juvenile Justice.
- Monitored the work of the Study Committee on the Operation of the Judicial System.
- Monitored the work of the Study Committee on Complex Litigation.
- Monitored the work of the Study Committee on Voir Dire.
- Monitored the work of the Study Committee on the Authority to Remove Judges from Active Status.

1989 ANNUAL MEETING OF THE ILLINOIS JUDICIAL CONFERENCE

The thirty-sixth annual meeting of the Judicial Conference was conducted on Wednesday — Friday, August 30 — September 1, 1989 at the Chicago Marriott Hotel in Chicago.

At the Conference's opening session, Judge Anthony M. Peccarelli, Chair of the Executive Committee, welcomed the attendees and Samuel D. Conti, Administrative Director of the Administrative Office of the Illinois Courts, delivered remarks on the work of the Administrative Office. Chief Justice Thomas J. Moran presented a "state of the judiciary" address at the dinner session on the opening evening. Supreme Court Justice Horace L. Calvo presided at the Thursday luncheon program honoring recently retired judges and acknowledging new judges.

Six different topics were offered during the Conference. Each presentation was two and one-half hours in length. The topics were:

Civil Practice
Conduct of a Jury Trial
Courtroom Management
Criminal Law
Evidence
Judicial Ethics and Conduct

Each of the topics was presented by committees comprised of judges assisted by professor-reporters from various law schools. Attendance at the Judicial Ethics session was mandatory for all attendees.

1989 ASSOCIATE JUDGE SEMINAR

The Annual Associate Judge Seminar program is prepared by a coordinating committee appointed by the Executive Committee with the approval of the Supreme Court. The Coordinating Committee for the 1989 program was comprised of the following judges:

Hon. Loretta C. Douglas, Chair
Hon. James J. Wimbiscus, Vice Chair
Hon. Eugene E. Campion
Hon. Alan W. Cargerman
Hon. R. Peter Grometer
Hon. William J. Hibbler
Hon. Michael J. Murphy
Hon. Julia M. Nowicki
Hon. Sheila Marie O'Brien
Hon. Thomas G. Russell
Hon. S. Bruce Scidmore
Hon. Marjan P. Staniec
Hon. Jane D. Waller
Hon. William Cousins, Jr., Liaison

The Associate Judge Seminar was presented at the Marriott Hotel in Chicago on Wednesday — Friday, March 8-10, 1989.

At the opening session on Wednesday afternoon, Samuel D. Conti, Administrative Director of the Administrative Office of the Illinois Courts, addressed the attendees. Supreme Court Justice Horace L. Calvo spoke at the Thursday luncheon program.

Six topics were prepared and presented by committees of judges assisted by law professors. Each seminar attendee elected to attend three topics. Attendance at the session on Judicial Ethics and Conduct was mandatory. The topics presented at the Seminar were:

Civil Practice
Courtroom Management
Courts and the Community
Criminal Law
Evidence
Judicial Ethics and Conduct

1989 NEW JUDGE SEMINAR

Under the direction of Justice Horace L. Calvo, the Supreme Court Liaison to the New Judge Seminar, the Subcommittee on Judicial Education prepared and presented the New Judge Seminar on December 4-8, 1989 at the Holiday Inn Mart Plaza in Chicago. All topic areas were presented by judicial faculty, law professors, and attorneys. The seminar was attended by appellate, circuit, and associate judges who had assumed judicial office since the last New Judge Seminar.

At the opening session, Justice Calvo offered introductory remarks and Judge William Cousins, Jr., Chair of the Executive Committee, described the general operation of the continuing judicial education programs of the Conference. Samuel D. Conti, Administrative Director of the Administrative Office of the Illinois Courts, gave an overview of the evolution and structure of the Illinois judicial system. Judge Robert L. Carter provided the seminar overview. Judge Dom J. Rizzi analyzed the Supreme Court Rules. The afternoon program consisted of a session on judicial ethics and conduct presented by Judges Cornelius F. Dore, Harold L. Jensen, Edward H. Marsalek; Attorney Robert Cummins; and Professor Jeffrey Shaman.

To open the second day of the seminar, Judge Thomas E. Hoffman spoke on motion practice. The remainder of the day was devoted to trial practice presented by Judges Lawrence D. Inglis, James E. Sullivan, Robert J. Steigmann, and Warren D. Wolfson. The luncheon speaker was Judge Harold W. Sullivan.

A session on setting bonds by Judges Richard A. Lucas and Blanche M. Manning began the third day. The morning presentations ended with Search and Seizure taught by former judge Brian L. Crowe. The afternoon was devoted to presentations on criminal law and handling DUI cases. Criminal law was presented by Judges Gino L. DiVito, Robert H. Howerton, and Thomas A. Hett. Handling DUI cases was presented by Judges Alan W. Cargerman and Patrick E. McGann. Following dinner, Judges Wayne C. Townley, Jr., Charles J. Durham, Thomas E. Hoffman, and Robert S. Hill led discussion groups on courtroom management.

On the fourth day of the program, Judges Thomas R. Fitzgerald and Carl F. J. Henninger discussed instructions. A session on judgments and orders was presented by Judge Robert S. Hill. Enforcement of Orders was covered by Judges Everett A. Braden, Brent F. Carlson, Irwin Cohen, Robert W. Cook, and John P. Shonkwiler. The day ended with small discussion groups held in the evening. Friday was the last day of the seminar and it closed with "Coping With Volume: High Volume Courts" by Judges Alan W. Cargerman and Stuart A. Nudelman.

1989 REGIONAL SEMINAR PROGRAMS

The Judicial Conference conducted seven regional seminar programs during 1989. Each followed a two and one-half day format. The regional programs were selected, planned and monitored by the Subcommittee on Judicial Education. This committee was comprised of:

Hon. Robert L. Carter, Chair
Hon. Thomas E. Hoffman, Vice Chair
Hon. Brent F. Carlson
Hon. Robert S. Hill
Hon. Carl A. Lund
Hon. Dom J. Rizzi
Hon. Wayne C. Townley, Jr.
Hon. Warren D. Wolfson
Hon. Charles J. Durham, Liaison

The programs offered during 1989 were:

Date	Program Title and Topics	Location
2/2-4	Evidence in Civil and Criminal Cases	Oak Brook
2/16-18	• expert testimony	Peoria
	• prior statements of witnesses	
	• presumptions	
	• burden of proof	
	• foundations	
	• privileges	

Faculty:

Hon. Mel R. Jiganti, Chair	Hon. Wayne C. Townley, Jr.
Hon. Alan W. Cargerman	Prof. James P. Carey
Hon. Stephen A. Schiller	Prof. John E. Corkery

Date	Program Title and Topics	Location
3/30-4/1	Statutory Changes	Rockford
4/13-15	• statutory changes affecting third party actions	Effingham
	• medical malpractice	
	• contribution	
	• joint and several liability	

Faculty:

Hon. William E. Black, Chair
Hon. Luther H. Dearborn
Hon. Dean J. Sodaro
Prof. Charles R. Purcell
Prof. Tom Mengler

Date	Program Title and Topics	Location
4/27-29 5/18-20	Motion Practice in Civil Cases • motions with respect to pleadings • motions for involuntary dismissal • affidavits and reports in healing art malpractice actions • pleading of punitive damages • summary judgments • orders, judgments and appeals • motions relating to venue; *forum non conveniens* motions; special appearances • voluntary dismissals; dismissal for lack of diligence • motions *in limine;* motions to vacate and reconsider • section 2-611 motions; sanctions under Federal Rule 11	Lisle Bloomington

Faculty:

Hon. Thomas E. Hoffman, Chair
Hon. Rita B. Garman
Hon. Myron T. Gomberg
Hon. Willard J. Lassers
Prof. Robert G. Johnston
Prof. Richard A. Michael

Date	Program Title and Topics	Location
11/16-18	Jury Management in Civil and Criminal Cases • jury selection, voir dire • limiting instructions and evidentiary problems • opening statements by the judge • presentation of evidence • directed verdicts • closing arguments • sequestration • *Prim* instructions	Rockford

Faculty:

Hon. Robert L. Carter, Chair
Hon. Alan W. Cargerman
Hon. Earl E. Strayhorn
Hon. James E. Sullivan
Hon. Warren D. Wolfson
Prof. James P. Carey
Prof. Thomas F. Geraghty

1989 STUDY COMMITTEE

The Executive Committee accepted the following reports:

1. The Executive Committee accepted the final report of the Study Committee on Voir Dire. The report and the Executive Committee recommendations were forwarded to the Supreme Court.
2. The Executive Committee accepted the report of the Study Committee on Reimbursement for Degree Granting Judicial Education. The report and the Executive Committee recommendations were forwarded to the Supreme Court.

V
THE COURTS COMMISSION

THE COURTS COMMISSION

Since July 1, 1971, disciplinary proceedings against judicial officers in Illinois have been bifurcated. The Judicial Inquiry Board composed of lay persons, lawyers, and judges, conducts investigations against judges, files formal voted complaints against judges with the Courts Commission, and prosecutes those complaints before the Commission. The five judges who comprise the Commission hear those complaints, make findings, and enter dispositive orders of dismissal or of imposition of sanctions. A judge may be disciplined by removal from office, suspension with or without pay, retirement, censure or reprimand. Pursuant to rule of the Commission, the Administrative Director is the Commission Secretary. For further information on the history of judicial discipline in Illinois, see the *1975 Annual Report to the Supreme Court of Illinois,* pages 60-65 and the Prefatory Note, 1 Ill. Cts. Comm., pages ix-xxii.

The judicial officers who have been appointed as members of the judicial disciplinary entities are, as of December 31, 1989:

Appointed by the Supreme Court to the Judicial Inquiry Board:

Circuit Judge Harold L. Jensen, Sixth Judicial Circuit
Circuit Judge Edward H. Marsalek, Cook County

Appointed by the Supreme Court to the Courts Commission:

*Supreme Court Judge Benjamin K. Miller (chairman)
*Circuit Judge James C. Murray, Cook County
*Circuit Judge Rodney A. Scott, Sixth Judicial Circuit
Circuit Judge Arthur L. Dunne, Cook County (alternate)
Circuit Judge John E. Sype, Seventeenth Judicial Circuit (alternate)

Appointed by the Appellate Court to the Courts Commission:

*Appellate Court Judge Francis S. Lorenz, First Judicial District
*Appellate Court Judge Allan L. Stouder, Third Judicial District
Appellate Court Judge David Linn, First Judicial District (alternate)
Appellate Court Judge Frederick S. Green, Fourth Judicial District (alternate)

*Present members of the Courts Commission.

During the period July 1, 1971 through December 31, 1989, the Judicial Inquiry Board had filed 47 formal complaints with the Courts Commission. The dispositions of the complaints by the Commission were as follows:

Respondents removed from office	— 3
Respondents suspended without pay	— 10
Respondents censured	— 4
Respondents reprimanded	— 10
Complaints dismissed	— 17
Commission order expunged by Supreme Court	— 1
Complaints pending	— 2

During 1989, the Courts Commission decided one complaint which had been filed in 1989. Two formal complaints were filed by the Judicial Inquiry Board in 1989. The 1989 activities of the Illinois Courts Commission were as follows:

(1) Complaint 88 CC 1 charged a Judge of the Appellate Court of Illinois, First District, with willful misconduct in office and with conduct that is prejudicial to the administration of justice and that brings the judicial office into disrepute. The complaint alleged that the respondent engaged in political activity in violation of the Standards of Judicial Conduct as set forth in Illinois Supreme Court Rule 67.

During 1989, the Commission heard and decided a number of motions. The respondent resigned from judicial office, effective December 6, 1989; however, the complaint has not yet been dismissed, as of the end of the year.

(2) Complaint 89 CC 1 charged a Cook County circuit judge, in a four-count complaint, with conduct that is prejudicial to the administration of justice and that brings the judicial office into disrepute in that he, during his service as a judge, made the acquaintance of a certain attorney in a law firm, who had as a client a car rental company; that, during 1978, 1980, 1981 and 1982, the respondent contacted and arranged with the attorney for the use of rental cars in New York City, Florida and Ireland; that the attorney paid for the rental of the cars and the respondent did not pay for the cars' rental; that, while the attorney himself did not represent litigants before the respondent, the attorney's law firm did; and that the law firm contacted the respondent concerning compliance with jury summonses. The complaint alleged that the respondent violated Supreme Court Rules 61(c)(4), 61(c)(22), 61(c)(23), and 65.

The Commission heard the case in late 1989 and a decision is expected in early 1990.

(3) Complaint 89 CC 2 charged a Cook County circuit judge, in a multi-paragraph complaint, with conduct that is prejudicial to the administration of justice and that brings the judicial office into disrepute in that he, in 1989, while a class of 20 high school students observed proceedings in his courtroom, singled out one of the students and castigated him for creating a disturbance when no disturbance had occurred, and that the respondent caused the student to be taken into custody and handcuffed to a piece of furniture and the respondent further castigated the student. The complaint alleged that the respondent's conduct "unjustifiably humiliated and embarrassed" the student and teacher and violated Supreme Court Rules 61, 62(A), and 63(A)(4).

On December 7, 1989, the Commission found that the respondent violated Rules 61, 62(A) and 63(A)(4), and imposed the penalty of censure on the respondent.

VI
THE ADMINISTRATIVE OFFICE

THE ADMINISTRATIVE OFFICE OF THE ILLINOIS COURTS

INTRODUCTION

The Administrative Office of the Illinois Courts (see Appendix B for historical development) is established pursuant to Article VI, Section 16 of the Constitution of 1970, to assist the Chief Justice to carry out his duties in exercising the administrative and supervisory authority of the Supreme Court over all the courts. As that authority encompasses every aspect of the judicial system, the functions of the Administrative Office cannot be exhaustively delineated. However, these functions generally include personnel and fiscal management, continuing judicial education, maintenance of records and statistics, service as secretary to the committees and other organizations, liaison activity with the legislative and executive branches, management of court facilities and equipment, administration of programs under several Supreme Court Rules, research and planning. (Compare 1974 A.B.A. Standards Relating to Court Organization (Standard 1.41) (responsibilities of state court administrative offices).) Within each of these categories fall the specific duties of the Administrative Office which are reported in greater detail in this chapter.

Other functions of the Administrative Office are explained separately below. The office is charged by Supreme Court Rule 21(d) with keeping filed copies of Appellate Court and Circuit Court rules. Pursuant to Supreme Court Rule 68, the Administrative Director is the custodian of verified statements of economic interest which are filed by Illinois judges for the years prior to April 30, 1987. Sealed statements filed under this rule may be opened only by the Supreme Court or by the Illinois Courts Commission when specifically authorized by the Supreme Court for use in proceedings of the Commission. Parties to an action may request from the Administrative Director information from unsealed lists concerning businesses in which a judge or members of his or her immediate family have a financial interest.

The Administrative Director and his staff appear before the appropriation committees of the General Assembly to testify concerning the State judicial budget, and they are frequently called upon to advise the judiciary committees on proposed legislation affecting the courts. They also address civic groups, bar associations, legislative commissions and court reform groups concerning court administration and the structure and operation of Illinois' unified court system. The educational responsibilities of the office additionally include answering telephone and mail inquiries from the general public about the court system.

Citizens, judges, lawyers, court administrators from other states, and persons from foreign nations visit the Administrative Office and the Illinois courts. One task of the Administrative Office is to explain the Illinois court system to them and arrange visits to courthouses and with judges. The office can also arrange for Illinois judges to visit the State's penal institutions in order to foster a greater understanding of the correctional system.

From 1978 through 1980 the work of the Administrative Office was expanded with the addition of two divisions. In 1978, a Probation Division was created to establish standards and provide salary subsidies for probation officers. The Supreme Court approved the addition of Judicial Management Information Services to the Administrative Office in late 1980. This staff plans and coordinates the installation of automated recordkeeping systems throughout the court system.

During the reorganization of the Administrative Office, which took place in 1988, these two divisions were retained and five new divisions were created. These new divisions were the Administrative Services Division, the Court Services Division, the Judicial Branch Education Division, the Legal Services Division and the Planning, Research and Special Projects Division.

THE ADMINISTRATIVE SERVICES DIVISION

The Administrative Services Division is headed by an Assistant Director with an Associate Director for Finance and an Associate Director for Personnel. Mr. Jerry Kubin resigned as the Assistant Director of the Division in October, 1989, and the position remained vacant for the remainder of the year. The Division is also responsible for Labor Relations, Court Security, Facilities Management and Central Services.

Finance

The Administrative Services Division, Finance Unit, spent a good portion of 1989 working with staff of the Office of the Auditor General. The long awaited audit for the two years ending June 30, 1987 was completed and made available during the year. Prior to the publication of this report, the auditors commenced a second audit for the seven years and three months ending June 30, 1985. Prior to the receipt of the published report, the unit began correcting known shortcomings. As a result of the completed audit, and the audit in progress, steps were taken to move ahead with the automation of voucher processing. The Administrative Office, through its Judicial Management Information Services Division, explored the feasibility of developing an in-house program, or modifying an existing software package in use elsewhere in State government. The Division took positive steps to develop a state of the art property control system using the latest bar-coding

technology. These efforts began late in 1988. In 1989, the unit continued its efforts to draft formal written fiscal policies and procedures.

Personnel

During 1989, the personnel unit conducted the second and third phases of the Job Classification and Compensation Plan. The second phase consisted of an employee appeal process, whereby an employee could request a review of the original position classification which was assigned at implementation in 1988 or could suggest a modification in the classification specification. The personnel unit conducted individual interviews at various court locations throughout the State as part of the job analysis required during the second phase. As a result, modifications in classification specifications and reassignments in classification were made. The third phase consisted of a comprehensive salary survey of public and private sector employers requesting salary data on jobs that are comparable to positions in State-paid judicial branch service. In addition, staff responded to requests for position restructuring and position reclassification.

In 1989, the personnel unit and a programmer analyst of the JMIS Division completed the initial requirements for the automation of the payroll system. A successful electronic test of the judicial payroll was conducted in December. All payrolls in the Supreme Court's appropriations will be converted to the electronic process during 1990.

The personnel unit conducted training sessions for chief circuit judges, clerks of the circuit courts, trial court administrators and chief probation officers on compensation management in the union and non-union environment.

Court Security

In 1989, six (6) physical court security analyses were completed and reports generated for the following courts: Franklin County; Henderson County; Jefferson County; Knox County; McDonough County; and St. Clair County. Furthermore, ongoing technical assistance concerning security hardware and general security planning was provided to the Second and Third District Appellate Courts and Vermilion County.

Also in 1989, the court security program began planning seminars on security management and security awareness for judges, court administrators and circuit clerks.

Labor Relations

During 1989, the Administrative Office's labor relations function was performed on a full-time basis by two attorneys with the aid of a law clerk and a legal secretary. Part-time service was performed by two employees of the personnel unit. Services to chief circuit judges, circuit clerks, and other judicial branch managers were rendered in the following substantive labor areas: "at-will" employment, retaliatory discharge, union-management relations, unlawful employment discrimination, including claims based upon handicap, race and sex, and constitutionally based employment claims.

Following the decision in *Orenic v. Illinois State Labor Relations Board* (1989), 127 Ill. 2d 453, all judicial branch collective bargaining units were recertified in 1989. Numerous labor contracts were negotiated throughout the State. These include:

Circuit	County	Bargaining Unit	Union
3rd	Madison	Judicial Branch Contract	
		Circuit Clerk Contract	AFSCME
5th	Vermilion	Judicial Branch Contract	
		Circuit Clerk Contract	IBEW
10th	Tazewell	Broad County Unit including Judicial Branch	AFSCME
12th	Will	Judicial Branch Contract	
		Circuit Clerk Contract	AFSCME
15th	Stephenson	Judicial Branch Contract	
		Circuit Clerk Contract	UAW
Cook	Cook	Adult Probation Unit	AFSCME
		Juvenile Probation Unit	AFSCME

AFSCME: American Federation of State, County and Municipal Employees
IBEW: International Brotherhood of Electrical Workers
UAW: United Auto Workers

Labor relations advice was also rendered internally to AOIC staff and various judicial branch managers on an *ad hoc* basis throughout 1989. Several cases involving labor and employment matters were litigated in different forums.

The Division also presented a series of seminars in 1989 on labor relations in the courts for circuit judges, circuit clerks and other judicial branch managers.

Facilities

During 1989, the Supreme Court, along with the First District Appellate Court, continued the planning process for relocation from the Richard J. Daley Center to the State of Illinois Building at 160 N. LaSalle Street in Chicago. The Courts worked with the Capital Development Board, Holabird & Root Architects and the Department of Central Management Services concerning this project.

At the request of the Third District Appellate Court in Ottawa, Illinois, the Capital Development Board conducted an analysis of the floor load limits in the courthouse's law library. A request to replace the windows in the courthouse was also submitted to the Capital Development Board and the Bureau of the Budget. An appropriation of $320,000 was released to renovate the heating, ventilation and air conditioning systems in the courthouse. Property adjacent to the courthouse was purchased for the Appellate Court's use; an unwanted building on the property was demolished.

During 1989, the Fourth District Appellate Court was appropriated $4,046,041 for the renovation of the "Waterways"

building in Springfield. When the Waterways building renovation is completed the Appellate Court will relocate there from its current space in the Supreme Court Building.

The Fifth District Appellate Courthouse in Mt. Vernon, Illinois needed emergency repairs in 1989. The Appellate Court requested that the Capital Development Board assist with the repair project. The Court also submitted to the Capital Development Board and the Bureau of the Budget requests for new windows in the courthouse as well as renovations to the building in order to make it accessible to handicapped individuals. An appropriation of $180,000 was released to renovate the heating, ventilation and air conditioning systems in the courthouse.

Central Services

The central reproduction capability of the AOIC was relocated from Chicago to Springfield in December, 1988, and now occupies its own separate facility. It has been combined with a central supply and mail operation. This center functions as the reproduction center for all AOIC divisions having high volume copying requirements.

Forms design capability has been added as a service provided to all AOIC divisions. In the future, it is hoped that the graphics capability of the Administrative Services Division can be expanded through the use of computer graphics and other tools which will enhance the report production activities of the AOIC.

The use of a leased mini-van has allowed messenger/utility staff greater flexibility in mail, messenger and supply activities. It has also allowed the AOIC to undertake, in a more economical fashion, the movement of furniture and materials between AOIC Springfield locations and the AOIC Chicago office location, as well as other court facilities.

Through the acquisition of leased storage space, the Administrative Services Division can now store and inventory surplus property from office locations to be reused in other office locations as needs arise.

Receptionist services at all AOIC locations have been reorganized and placed in the Division. This was done to standardize and improve telecommunications service and building security at all locations.

COURT SERVICES DIVISION

In 1987, the Supreme Court established the Court Services Division to strengthen trial and appellate court operations in Illinois. This objective is accomplished through improved communications with the courts, provision of technical assistance and the development of Supreme Court initiatives. The Division provides liaison to judges, clerks and other administrative personnel in areas such as organizational structure, systems planning, fiscal administration, court reporting management, caseflow management, records management and court security. Additionally, under the direction of the Supreme Court, the Division establishes and implements programs such as alternative dispute resolution, child support enforcement, trial court administration and victim services.

Trial Court Administration Program

Under the direction of the Illinois Supreme Court, the Administrative Office established and implemented a trial court administration pilot program during 1988 and 1989. Basic components of the program include: (1) funding for professional court administrators in two circuit court jurisdictions, the First and Seventh Judicial Circuits; (2) monthly management meetings which link the Administrative Office and trial court administrative personnel (court administrators and administrative assistants); and, (3) assistance to the Judicial Branch Education Division in planning training programs for trial court personnel, e.g., circuit clerks, administrative personnel and court reporters. The overall goal of the trial court administration program is to foster professional management support to courts in administering the nonjudicial functions of the court, e.g., personnel administration, court automation, jury management, caseflow management, etc.; and, to enhance liaison and coordination activities between the Administrative Office and the State's twenty-two (22) circuits.

Circuit Clerk Services

The circuit clerk services unit maintains ongoing communications with the 102 circuit court clerks throughout Illinois, responding to inquiries regarding new legislation, records retention policies, recordkeeping procedures and overall circuit clerk programming. This unit works with the Secretary of State's office and the Illinois State Police, Department of Conservation Law Enforcement and other agencies of state government concerning State level policies and procedures affecting circuit clerk operations.

The circuit clerk services unit added one additional staff person in September, 1989; the position of Field Coordinator. This person is to assist the Circuit Clerk Liaison in all areas of responsibilities.

Through the unit's normal routine it has met with most, if not all, of the clerks of the court at their offices, and at annual meetings, zone meetings, etc. In addition to meeting with the clerks, the unit is in frequent communication with the clerks by telephone, responding to questions and following legislation affecting clerks' operations.

Outside of the normal routine, during 1989 the unit also assisted in writing and reviewing portions of the *1988 Annual Report,* assisted the Director in preparing administrative agenda items relating to judicial vacancies and requests for additional associate judges, served on subcommittees of the Conference of Chief Circuit Judges' Ad Hoc Committee on Article V Rules developing recommended changes to the *Uniform Citation and Complaint Form* and regulations govern-

ing issuance of bond certificates. The unit also assisted in technical assistance projects pertaining to the Sangamon County Facilities Project, the Sangamon County Automation Project and the McLean County Court Security Project. Unit staff monitored sessions of the General Assembly for legislative initiatives affecting clerks and courts, and processed monthly Notices of Clerk's Intention to Destroy Records requests.

Child Support Enforcement Program

In March, 1989, the child support unit was transferred from the Planning, Research and Special Projects Division to the Court Services Division. Since its implementation in 1988, the unit has focused on coordination of child support enforcement initiatives throughout the Illinois trial courts. The unit prepared a report entitled *Child Support Enforcement in Illinois,* which was published in June, 1989. In September, 1989, the Conference of Chief Circuit Judges formed a Child Support Advisory Committee to study the specific needs of the circuit courts with regard to child support enforcement. Staff assistance for the Committee is provided by the Court Services Division. Among the issues considered by the Committee during 1989 were the following: (1) statewide child support automation; (2) expedited child support procedures; (3) evaluation of Supreme Court Rule 296; and, (4) general improvements to the Illinois child support system.

Victim Services

In January, 1989, the Illinois Supreme Court approved the establishment of a victim services staff position within the Administrative Office. Staffed by a victim services "coordinator", the principal focus of the unit has been to assess the extent and degree to which the Illinois Domestic Violence Act has been implemented and administered throughout the circuit courts. During 1989, field visits were made to more than one-third of Illinois' counties where interviews were conducted with judges, circuit clerks, state's attorneys, law enforcement officers, victim-witness assistance professionals, domestic violence victim advocates, and legal service and social service providers. The field information provides a basis for future technical assistance and written reports which will be provided by the Administrative Office in this area.

Records Management

The records management unit works closely with the circuit clerk services unit in addressing records retention and other recordkeeping problems cited throughout the Illinois courts. In the past, the records management unit has concentrated its efforts toward the production and maintenance of various manuals, including the *Civil Procedure Manual* (1981 with revisions in 1987); the *Manual on Recordkeeping* (1972); and the two volumes of the *Coding Manual* [Civil (1982) and Criminal (1981 with revision in 1983)].

During 1989, records unit staff participated in various technical assistance projects involving records which included the following: (1) a traffic study in the Vermilion County circuit clerk's office; (2) a comprehensive analysis of 110 years of inactive records in the Third District Appellate Courthouse; (3) a study of the circuit clerk's office in Stephenson County; and, (4) records analysis visits to Fulton, Peoria and Jefferson County circuit clerks' offices. In addition to the technical assistance work, the records unit completed the compilation of data obtained from a statewide survey of circuit clerks' offices designed to assess the current value and use of the aforementioned procedures and recordkeeping manuals. The results of this survey will be important to future project planning for the Administrative Office.

Technical Assistance

Through cooperation with other divisions of the Administrative Office, the Court Services Division provides technical assistance in various facets of trial and appellate court operations. Typically, requests for technical assistance are initiated by presiding judges or circuit clerks facing problems in records management, court security, automation, case processing, etc. In response to such requests, the Administrative Office dispatches project teams to the courts, where staff work on-site with local court officials to identify problems and possible solutions. As a follow-up to the field work, written reports are prepared by the team which set forth site visit findings, problem analyses and recommendations.

During 1989, the following technical assistance projects were completed and reports generated utilizing court services staff, some of which have been cited in the above program descriptions: (1) *A Study of Traffic Recordkeeping, Office of the Circuit Clerk, Vermilion County, Illinois;* (2) *A Study of the Circuit Clerk's Office, Stephenson County, Illinois;* (3) *An Analysis of Organization, Space, Recordkeeping and Equipment, Office of the Clerk, Third District Appellate Court, Ottawa, Illinois;* (4) *Preliminary Program Description: Fast Track Case Processing for Adult Drug Offenders, Criminal Court, Cook County;* and, (5) a host of physical security analyses which will be presented below.

Court Security Program

In January, 1988, a court security program was established within the Administrative Office. At this time, a court security analyst was designated whose primary responsibilities would be to: (1) conduct physical security analyses of court facilities throughout Illinois and provide on-going technical assistance on court security; (2) serve as a member of the Conference of Chief Circuit Judges' Subcommittee on Court Security; (3) produce written security technical assistance reports containing site visit findings, problem analyses and recommendations; (4) prepare and present information to local funding authorities in securing support for report recommendations; (5) provide liaison to county, state and federal law enforce-

ment on court security programming; (6) develop and maintain a library on court security; (7) establish and maintain a vendor file on technological equipment; and, (8) provide assistance to the Judicial Branch Education Division in planning and presenting court security training programs.

In 1989, twelve (12) physical court security analyses were completed and reports generated for the following courts: Third District Appellate Court; Franklin County; Fulton County; Hancock County; Henderson County; Jefferson County; Knox County; McDonough County; McLean County; St. Clair County; Warren County; and Wayne County. Also in 1989, on-going technical assistance concerning funding, security equipment and general court security programming was provided to the following courts: Second District Appellate Court; Fourth District Appellate Court; Vermilion County; and Macon County. In 1989, the unit also compiled the major findings of a statewide security survey of Illinois courthouses conducted in 1988 that will be used in drafting proposed security guidelines for Illinois courts.

Judicial Committee Support

The Court Services Division provides on-going staff support to both the Conference of Chief Circuit Judges and the Study Committee on Operation of the Judicial System. During 1989, both bodies met each month except July. Staffing of these judicial committees typically involves the following: (1) preparation of meeting agendas; (2) preparation of meeting minutes and reference materials; (3) follow-up correspondence documenting committee action as requested by the committees; (4) drafting and conducting surveys and producing subsequent reports, as requested by the committees; and, (5) drafting proposed guidelines and standards in various court areas as requested by the committees. Examples of surveys, reports and draft guidelines initiated during 1989 include proposed guidelines for the proper allocation of judicial resources, recommendations for improved court reporting management and the report, *A Profile of Court Managers — Findings of a Nation-wide Survey.*

Mandatory Court-Annexed Arbitration Program

The Supreme Court's efforts to devise a high quality court-annexed arbitration system have spanned nearly the entire decade of the 1980's, and public officials representing all branches of Illinois government as well as the general public have been consulted in the design process. With the support of the General Assembly and the Governor, the Illinois Supreme Court has devised and implemented a mandatory court annexed arbitration system for selected circuit courts. Arbitration was operationalized in 1989 in the 17th (Winnebago County), 18th (DuPage County) and the 19th (Lake County) Circuits. Future expansion of the arbitration program will occur with Supreme Court approval in areas of the state where there is a demonstrable need, provided sufficient public funding is available to support expansion efforts.

Only the 17th Circuit began 1989 with an inventory of pending cases, since the 18th and 19th Circuits commenced their operations several months into the new year. The 17th Circuit began with 566 cases pending. In 1989, 790 cases were added, 793 cases were terminated, and 562 cases were pending at the end of 1989. In 1989, the 18th Circuit added 2,549 cases, 1,590 cases were terminated, and 959 cases were pending at the end of the year. In 1989, the 19th Circuit added 767 cases, 382 cases were terminated, and 385 cases were pending at the end of the year. The 18th Circuit was clearly the volume leader among the three courts in the "cases added" category. Note also that the 17th Circuit's statistics show a disposition rate that closely approximates new filings for the year.

A commonly cited measure of performance in court-annexed arbitration programs is the extent to which awards are accepted by the litigants as the final resolution of their cases. Only 23 out of 114 (20%) arbitration awards rendered in 1989 in the 17th Circuit were rejected. The rejection rate in the 18th Circuit for newly filed cases was even lower at just under 7%. In the 19th Circuit, with only two months of hearings in 1989, none of the 20 awards entered had been rejected as of the end of the year. When the figures from all three circuits are combined, it indicates an overall rejection rate of only 13%.

Even more telling than the rejection rate, however, is the frequency with which cases heard in arbitration must later be tried in the circuit court. Only a small number of arbitration-eligible cases actually go to trial after arbitration even though awards in an appreciable number of cases may have been rejected. Of total cases heard in arbitration in all three circuits, only 13 or less than 6% went on to trial in the circuit court in 1989. This trial rate is consistent with expectations and goals of the arbitration system.

If the rate of rejection of arbitration awards is a vital measure of the quality of decision-making, then the age of cases awaiting an arbitration hearing is an equally important indicator of an arbitration system's overall efficiency. Because all cases in arbitration are scheduled for hearing within six months of filing or less, careful attention is paid to pending cases which are older than 180 days.

As part of its case management features, arbitration contemplates deliberate intervention and attention to all cases awaiting a hearing, but especially for those suits whose unique circumstances may have contributed to delay in processing. In some instances, delay beyond 180 days from filing is unavoidable and even necessary to ensure fairness if a lawsuit is unusually complicated. Nevertheless, the arbitration process is designed to monitor caseflow so that the standard time anticipated from filing to termination is met for all but the extraordinary minority of eligible cases. In 1989, the majority of cases pending arbitration hearing were less than sixty days old.

Another performance standard which court-annexed arbitration has set for itself relates to the length of time the typical

case should take to be heard by a panel of arbitrators. Most cases are expected to receive a full and fair hearing in two hours. On average, an arbitration hearing in the 17th Circuit took 2⅓ hours to complete, while in the 18th Circuit the average hearing time was exactly 2 hours in length. This data was unavailable from the 19th Circuit.

The average claim in the 17th Circuit in 1989 sought money damages of $8,576, whereas the average arbitration award was $4,531. A slightly lower average damage claim of $7,453 characterized cases heard by arbitrators in the 18th Circuit, which was coupled with an average award of $3,566. This data was unavailable from the 19th Circuit.

The economics of innovative alternative dispute resolution systems are a matter of legitimate concern for policymakers. In general, court-annexed arbitration compares favorably to the cost typically associated with the treatment of law suits in the traditional litigation process. In the 17th Circuit costs per termination were $174, while in the 18th Circuit costs per termination were $106, and in the 19th Circuit costs per termination were $146. Included in the total expenditures per case terminated are the fees paid to arbitrators, administrative support staff costs, equipment expenses, and cost of office space rental (18th and 19th Circuits only). The expenses of court-annexed arbitration are funded in part by general State revenue, and in part by a $5 fee charged to all civil litigants in those circuits authorized by the Supreme Court to implement arbitration programs.

Court Reporting Management

A variety of activities related to the management of official court reporters is performed by and through the Court Services Division. These include court reporter proficiency testing and certification, continuing liaison with official reporters and their representatives, collection and monitoring of information pertaining to transcript income, the evaluation of various court reporting technologies and assistance in the design and conduct of court reporter training.

Several times each year, as required by statute, the Administrative Office administers an Official Court Reporters' Proficiency Examination to assess the qualifications of applicants for the position of official court reporter. Candidates who pass this examination may, if vacancies exist, be appointed to the position of official court reporter. During 1989, six official Court Reporter Proficiency Examinations were offered. Three were held in Chicago and three were held in East Peoria, Illinois.

By statute, the Supreme Court determines the number of official court reporters which may be appointed in each circuit, and the chief judge of each circuit appoints reporters to fill the authorized positions. The Supreme Court may increase or decrease the number of official court reporters in any circuit after considering various factors provided for by law (Ill. Rev. Stat., ch. 37, par. 653). Staff of the Court Services Division assist in this effort by analyzing the budgetary impact of requests for new court reporter positions which may be submitted by the circuit courts.

The Administrative Office also administered two Computer Proficiency Examinations for official court reporters. Both were held in Chicago. Candidates successfully complete this examination by demonstrating their proficiency in using computer-aided transcription (CAT). Official reporters who pass this examination are eligible to receive a higher rate of compensation as "computer proficient" court reporters.

There are currently 640 official court reporters serving the 22 judicial circuits in Illinois. Of these, 31 are reporters who hold administrative or supervisory positions in Cook and DuPage Counties. During 1989, at the direction of the Supreme Court, staff of the Court Services and Administrative Services Divisions conducted job content interviews with these administrative and supervisory reporters for the purpose of incorporating them into the classification and compensation plan being considered by the Court.

Also at the direction of the Court, members of the Court Services Division were engaged in a comprehensive study of the State's court reporting system. The study, to be completed in early 1990, was designed to identify and analyze problems, and to make recommendations to improve court reporting in Illinois.

Also in 1989, the Administrative Office introduced a new approach toward the annual Official Court Reporters' Developmental Seminar. For the first time, the seminar was conducted using a one-day regional format instead of the traditional two-day seminar in Chicago. Seminars were held on Saturday, June 10, in Wheaton; Friday, June 23, in Mt. Vernon; and Friday, June 30, in Peoria. Also for the first time, the seminar was organized and conducted under the Judicial Branch Education Division of the Administrative Office. Topics on the agenda at each of the regional seminars included a discussion of employee benefits; a session on drug terminology and narcotics testing procedures; a demonstration of "computer integrated courtroom" technology; and a workshop on sentence structure and punctuation.

Criminal/Traffic Case Processing

The Court Services Division maintains the Offense Code Table (OFT) for the Administrative Office of the Illinois Courts. The table serves to identify violations found in the Illinois Revised Statutes which were in effect on or after July 1, 1984, by chapter and paragraph with assigned codes, description of offense, effective date, repeal date where applicable, whether court appearance is required, whether notice to the Secretary of State of conviction is required and the case type of the offense. It functions as an intricate part of the Automated Disposition Reporting (ADR) program administered by the Judicial Management Information Systems Division (JMIS). The ADR program is available to circuit clerks who wish to report

required court dispositions to the Secretary of State and the Department of State Police through an automated medium.

Currently there are five counties utilizing the capabilities of the ADR program and three others in the testing phase. It is hoped during 1990, that some additional counties which use software developed by private vendors will be utilizing the ADR program to meet the clerk's responsibilities of reporting dispositions. The vendors have built the OFT into their systems in hopes of providing this service to their users.

The table is updated on an annual basis. The update is completed after the final issue of West's *Illinois Legislative Service* reports is published in late June or early July each year. In some instances, after the fall veto session, the table may also be updated to accommodate changes made at that time.

Near the end of 1989, the counties reporting through the ADR system formed the "ADR User Group" for the purposes of maintaining communications between themselves and the state agencies. Staff from the Court Services Division attend these meetings as well as the group's Subcommittee on the Offense Code Table.

EXECUTIVE OFFICE

The Supreme Court of Illinois acts not only as the final forum to resolve judicial disputes, but also as the administrator of the State's judicial system. The Administrative Office of the Illinois Courts, headed by the Administrative Director, serves at the pleasure of the Supreme Court to assist in the daily operations of the Judicial Branch. At the nucleus of the Administrative Office is the Executive Office, composed primarily of the Administrative Director, the Deputy Director and the Intergovernmental Relations Unit.

The Director has responsibility for a variety of administrative duties delegated by the Supreme Court. He prepares administrative materials for the Supreme Court's review. The Director also acts as a teller of judicial elections by compiling and tabulating votes to fill associate judge vacancies by an elective process among the circuit judges. Pursuant to rule of the Courts Commission, the Director is the Commission Secretary. Maintenance of reports detailing the use of eavesdropping devices in Illinois is also a duty that falls within the Director's functions. The Executive Office staff compiles and maintains biographies on all Illinois judges.

In addition, the Director oversees and continually apprises the Supreme Court of the varied activities performed by the staff of the Administrative Office. These specific programs are identified within the divisional synopses in this report.

The Deputy Director is second in command of the Administrative Office and, in the Director's absence, assumes control of the office on behalf of the Director. The Director keeps the Deputy Director fully informed regarding matters in which the Administrative Office is involved and seeks his counsel on most matters before taking action or making recommendations to the Court. The Deputy Director represents the Administrative Office in any situation in which the Administrative Director is unable to do so. While each Assistant Director in each division sets the work goals for employees in his or her division, the Deputy Director is responsible for the day-to-day operations of the Chicago office, regardless of the specific division to which any individual is assigned. The Deputy Director serves as Secretary to the Supreme Court Rules Committee and the Supreme Court's Ad Hoc Committee on Civil Discovery Procedures.

The Director, along with the Intergovernmental Relations Unit, interacts with the Legislative Branch of State Government. Specifically, the Administrative Director presents the annual appropriation request and offers subsequent testimony before the Appropriations Committees in both the House and the Senate. The Director also communicates with members of both Legislative and Executive Branches on issues involving substantive matters supported by the Supreme Court.

INTERGOVERNMENTAL RELATIONS UNIT

The Intergovernmental Relations Unit, located within the Executive Office, works closely with the Director and the operating divisions within the Administrative Office on matters which involve the Legislative and Executive Branches of state government. The unit acts as a legislative clearinghouse to provide information and legislative updates to the Supreme Court, the Administrative Office and the judges of the State.

The Intergovernmental Relations Unit assists the Director in communicating the budgetary needs and legislative positions of the Supreme Court to the Legislative and Executive Branches through meetings with legislators and their staff and testimony at committee hearings. The Legal Services Division of the Administrative Office complements this role by drafting bill analyses and answering technical and legal questions concerning bills introduced in the General Assembly. The unit also provides an understanding of the actions and focus of the General Assembly and other parts of state government to members of the Judicial Branch and identifies possible areas of support for or resistance to Supreme Court legislative initiatives.

In cooperation with the Legal Division, the unit prepares a draft of the Annual Report of the Supreme Court to the General Assembly. The Supreme Court reviews the draft and gives approval to the final language of this constitutionally mandated report.

The experience and expertise of personnel within the Judicial Branch is relied upon extensively in the preparation of legislative materials and in the conducting of briefings on legislative matters for the Supreme Court, the Administrative Director, the Conference of Chief Circuit Judges and the Legislation Committee of the Illinois Judicial Conference. This last named committee is staffed by the Intergovernmental Relations Unit.

JUDICIAL BRANCH EDUCATION DIVISION

In recognition of the importance of providing interrelated, system-wide education and training for elected and appointed court officers and judicial branch employees, the Administrative Office established the Judicial Branch Education Division in 1988. 1989 was the Division's first full year of operation. The Division has responsibility for providing programs for judges, probation personnel, administration and technical personnel, circuit clerks and court reporters.

The mission of the Judicial Branch Education Division is to contribute to the professional excellence of judicial officers and court personnel through offering superior continuing education and training which enhances the administration of justice in Illinois.

Judicial Training and Continuing Professional Education

An important function of the Judicial Branch Education Division is to provide staff support to the Illinois Judicial Conference in the administration of education programs. Judicial Branch Education Division professional personnel staff the Executive Committee, the Subcommittee on Judicial Education, the Associate Judge Seminar Coordinating Committee, and the various topical committees established to develop the judicial program topics and formats. A description of the work of the Illinois Judicial Conference appears in this annual report under the Judicial Conference chapter.

All judicial education training programs have been carefully planned to meet the professional education needs of judicial officers throughout their careers. Judicial training has as its goal the establishment and maintenance of the highest level of judicial competence and public service to the citizens of Illinois. During 1989, two programs were offered to the judges, in addition to the Illinois Judicial Conference programs. The programs were:

Date	Program Title and Topics	Location
1/18-20	Court Automation Seminar • introduction to computers and data processing • concepts of systems and analysis • automation applications for Illinois courts	Springfield
11/1-2	Improving Judicial Response To Child Victims of Sexual Abuse • understanding medical evidence in child abuse cases • techniques for interviewing child victims of sexual abuse • assessing competency and credibility of child victim witness in child sexual abuse cases • legal and constitutional innovations in child sexual abuse cases	Peoria

Court Administration and Technical Training and Continuing Professional Education

During 1989, the Administrative Office continued to expand continuing education and training programs in court administration and technical areas for judges, clerks of the court and other court personnel. These programs are designed to increase the administrative and technical knowledge and skills of the individuals who have the daily responsibility for operating the Illinois courts. The expansion of these programs began in 1988 with the establishment of the Judicial Branch Education Division. They are based on the philosophy that continuing education and training needs cut across all levels of court personnel. Thus, unless highly specialized training is required for one group alone, seminars and workshops include a range of judicial officers and court personnel among the audience.

Date	Program Title and Topics	Location
1/25-26	Principles of Professional Management • forecasting and monitoring uses of resources • defining staff roles and responsibilities • managing working relationships	Urbana
6/10 6/23 6/30	Official Court Reporter Seminar • certified shorthand reporter • drug terminology and testing procedures • the computer-integrated courtroom • sentence structure and punctuation	Wheaton Mt. Vernon Peoria
6/20 6/21 6/22	Workshop on Jury Management • a system approach to jury management • using multiple source lists • alternative terms of service including one day/one trial	Utica Decatur Mt. Vernon
9/12 9/13 9/14 9/19 9/20	Labor Relations in Illinois Courts • introduction to labor relations matters • effective discipline and discharge of employees without liability • principles of contract administration	Springfield Springfield Oak Brook Oak Brook Oak Brook
10/12-13 12/14-15	Caseflow Management Workshop • characteristics of effective caseflow management • key steps in undertaking a caseflow improvement project • differential case management	Oak Brook Decatur

Probation Training and Continuing Professional Education

The goal of Illinois probation training, whether administered or sponsored by the Administrative Office, is the ongoing improvement in the quality of probation services in Illinois. To attain this goal, mandatory training requirements were established which require all newly appointed probation professionals to complete a forty (40) hour basic training program during their first year of employment. Twenty (20) hours of advanced training is required for all probation professionals for each subsequent year of employment.

A grant was awarded to the Circuit Court of Cook County for training all of Cook County probation staff. A contractual agreement with Sangamon State University provided basic training for individuals beginning careers as adult probation officers and detention line officers. Advanced training for all probation professionals was developed and conducted by the Administrative Office.

Refinements in advanced training for probation professionals continued in 1989. New management seminars added to the 1989 schedule included the Probation Executives Seminar, Probation Manager's Seminar, and Women Executives in Criminal Justice. Performance Appraisal Training for top and midlevel probation professionals was also a major training initiative during 1989.

Refer to the chart entitled "1989 Probation Training" for a list of all the probation training programs provided during 1989.

1989 PROBATION TRAINING

Advanced Probation Officer Training/J(uvenile) /A(dult) /B(oth)

Basic Probation Officer Training/J(uvenile) /A(dult) /B(oth)

Date	Program Title	Major Topics	Location
January 10, 11 & 12	Advanced Probation Officer Training/B	Law for Social Worker & Clients Advocates	Hillside
January 13	Advanced Probation Officer Training/J	Group Work Dynamics	LaGrange
January 25 — February 3	Basic Detention Officer Training/J	Behavior Management, Stress Prevention, Crisis Intervention	Decatur
January 30 — February 1	Advanced Probation Officer Training/B	Abusive Sexuality	Springfield
February 7-8	Advanced Probation Officer Training/B	Career Planning for Adult Offenders	Mt. Vernon
February 16-17	Advanced Probation Officer Training/J	Basic Neuro-Linguistic Programming	Skokie
February 21-22	Advanced Probation Officer Training/B	Career Planning for Adult Offenders	Normal
February 22, 23 & 24	Advanced Probation Officer Training/A	Basic Literacy Tutor Training	LaGrange
February 22, 23 & 24	Advanced Probation Officer Training/B	Treatment in Child Sexual Abuse	LaGrange
February 24	Advanced Probation Officer Training/J	Depression	Chicago
March 6-10	Basic Probation Officer Training/J	Legal Issues, Substance Abuse, Skill Building	Springfield
March 14	Advanced Probation Officer Training/A	Criminal Psychological Profiling	LaGrange
March 14	Advanced Probation Officer Training/J	Violence in Young People	Chicago
March 20, 21, & 22	Advanced Probation Officer Training/B	Issues in Substance Abuse	LaGrange
March 21-23	Advanced Detention Officer Training	Substance Abuse, Legal Issues, Communication Skills	Springfield
March 22, 23, — May 12	Chief Managing Officer Training	Skill Building, Legal Issues	Chicago
March 28-30	Specialized Driving Under the Influence Officer Training/B	Relapse Intervention, Dual Diagnosis, The Restrictive Client	Oak Lawn
April 3	Advanced Probation Officer Training/A	Substance Abuse and Criminality	Oak Lawn
April 3-4	Advanced Probation Management Training/B	Performance Appraisal Training — Conducting Evaluations	Lisle
April 6-7	Advanced Probation Officer Training/J	Basic Neuro-Linguistic Programming	Skokie
April 6-7	Advanced Probation Officer Training/A	Resistive Client	Skokie
April 10-11	Advanced Probation Management Training/B	Performance Appraisal Training — Legal Issues	Springfield
April 10-14	Basic Detention Officer Training/J	Daily Programming, Sexuality, AIDS	Springfield
April 13	Advanced Probation Officer Training/J	Resistant Family	Skokie
April 17	Advanced Probation Officer Training/A	Substance Abuse and Criminality	Hillside
April 18-20	Public/Community Service Officer Training	Problem Solving, Recognize Marketing as a Viable Tool	Normal
April 24-28	Basic Supervisory Training/B	Delegating, Decision-making, Team Building	Oak Brook
April 25-26	Advanced Probation Officer Training/A	Sex Offender	Alsip
May 2-4	Intensive Probation Supervision Officer Training	Prevention, Crisis Management and Control	Urbana
May 3-5 & May 9-11	Advanced Supervisory Training/B	Supervision, Methods of Dealing Effectively with the Difficult Employee	Chicago
May 8-9	Advanced Probation Officer Training/A	Sex Offenders	Hillside
May 10	Advanced Detention Officer Training	Communicable Diseases & Emergency Medical Procedures	Rockford
May 15-22	Advanced Probation Officer Training/A	Team Building	Chicago
May 15-19	Basic Probation Officer Training/A	IL. Classification System, Interviewing Skills, Drug & Alcohol Abuse	Springfield
May 17-18	Advanced Probation Officer Training/A	Basic Neuro-Linguistic Programming	Chicago
May 22-23	Advanced Probation Officer Training/A	Stress Management	Skokie
May 23, 24 & June 22	Advanced Probation Officer Training/B	Ethnic Differences and Clinical Techniques	Chicago
May 31 & June 1	Advanced Probation Officer Training/A	Basic Neuro-Linguistic Programming	Oak Lawn

1989 PROBATION TRAINING

Advanced Probation Officer Training/J(uvenile) /A(dult) /B(oth)

Basic Probation Officer Training/J(uvenile) /A(dult) /B(oth)

Date	Program Title	Major Topics	Location
June 1-2	Advanced Probation Management Training/B	Performance Appraisal Training — Classification of Standards	Lisle
June 6-7	Advanced Probation Officer Training/A	Crisis Management Training	Alsip
June 8-9	Advanced Probation Management Training/B	Performance Appraisal Training — Inter-rater Consistency	Springfield
June 16	Advanced Probation Officer Training/A	Sub-Conscious Communication	Markham
June 19-23	Basic Probation Officer Training/A	Writing Skills, Officer Safety, Supervision Planning	Decatur
June 20-21	Advanced Probation Officer Training/A	Chronically Mentally Ill Offender	Alsip
June 27-29	Transitional Training/J	Changing Expectations, Law & Legal Issues, Characteristics of Adult vs. Juv.	Springfield
July 3	Advanced Probation Officer Training/A	Treatment in Child Sexual Abuse	Chicago
July 24-28	Advanced Probation Executive Officer Training	Leadership Styles, Organizational Behavior, Motivation	Springfield
September 7, 14 & 21	Advanced Probation Officer Training/B	Brief Treatment	Chicago
September 20-22	Advanced Probation Management Training/B	Performance Appraisal — Refining the System	Springfield
September 25-29	Basic Detention Officer Training/J	Stress Prevention, AOIC, Security & Control	Springfield
September 29	Advanced Probation Officer Training/J	Treating the Adolescent Sexual Offender	Chicago
September 29 — March 31, 1990	Advanced Probation Officer Training/J	Basic Spanish/Intermediate Spanish	Chicago
October 11-13	Advanced Probation Manager's Training/B	Motivation, Discipline & Giving Effective Feedback	Springfield
October 11, 18, 25	Advanced Probation Officer Training/B	Substance Abuse & Family Violence	LaGrange
October 19	Advanced Probation Officer Training/B	Current Developments in Family Therapy	Chicago
October 20 & November 3 & 17	Advanced Probation Officer Training/J	Working with Chemically Dependent Clients	LaGrange
October 23-27	Basic Probation Officer Training/A	Officer Safety, Causes of Criminal Behavior, Interviewing Skills	Springfield
October 25-27	Advanced Probation Management Training/B	Performance Appraisal — Clarification of Performance Standards	Lisle
October 30 & November 6 & 13	Advanced Probation Officer Training/A	Psychopathology	Chicago
October 30 — November 1	Advanced Probation Officer Training/B	Women Executives in Criminal Justice	Springfield
November 3	Advanced Probation Officer Training/J	Abrasive Client/Caring Professional	Chicago
November 1, 8, & 15	Advanced Probation Officer Training/A	The Healthy Professional	Oak Lawn
November 27 — December 5	Basic Probation Officer Training/A	Treatment in Child Sexual Abuse	Chicago
November 30 — December 1	Advanced Probation Management Training/B	Performance Appraisal — Legal Aspects	Decatur
December 1	Basic Probation Officer Training/A	Treatment in Child Sexual Abuse	Chicago
December 11-12	Advanced Probation Officer Training/A	Basic Neuro-Linguistic Programming	Oak Lawn

JUDICIAL MANAGEMENT INFORMATION SERVICES

Through its Judicial Management Information Services Division (JMIS), the Administrative Office has provided consulting to the Supreme Court, Appellate Court, and circuit courts to assist in planning for, obtaining, and using the appropriate data processing, word processing, office automation, and other technologies. JMIS staff visited more than 54 circuit courts and local probation departments as well as the Supreme Court offices and all five Appellate Court districts to provide technical assistance.

As part of the technical assistance provided in 1989, pilot sites were established in three circuit courts and four local probation departments to look at exemplary systems. Two additional pilot sites were established to evaluate bar coding as a means of data entry into case management systems and direct access into court systems over telephone lines from personal computers in attorneys' offices. A formal evaluation of these nine pilot sites was underway at the end of 1989. Three other pilot sites are planned; two of these will evaluate a jury management system that runs on networked personal computers with bar code input, and the third will investigate integrated circuit-wide case management system usage. The information derived from these pilot sites, as well as from several circuit courts that have permitted JMIS to monitor their system installations, will be an invaluable resource to the judicial branch as it seeks the best and most cost-effective technological solutions.

The multi-faceted nature of the solutions that are needed is exemplified by the planning assistance JMIS is providing to one circuit court. This planning embraces all types of court systems, word processing, communications, access to nationwide legal reference services, and the requisite new and enhanced computer equipment.

After years of using software packages developed by commercial vendors, during 1989 JMIS staff were developing three major systems internally. One of these, a payroll/timekeeping system for personnel within the judicial budget, was in the final stages of development and implementation at the end of the year. The other systems were a new case management system for the Appellate Court and a vouchering system to permit the Administrative Office to better support the judicial branch. The Appellate Court system is proving to be an extremely complex undertaking and a genuine challenge to JMIS staff. The vouchering system is in its formative stage. Development of a small but critical system that combines voter and driver records to produce a merged juror list on magnetic tape or diskette, as mandated by the legislature, was completed during the year. This systems development capability gives JMIS an important new dimension since, while software packages are often the most cost-effective solution, the uniqueness of some court and administrative procedures leads to a customized system, which usually can be developed more economically by in-house staff, as the only viable solution.

A major long-term initiative for JMIS will be to establish a statewide telecommunications capability that will link all of the courts to Administrative Office computers. This will provide a statewide data repository, will relieve the courts of the burden of submitting manual reports, and will yield tremendous savings to the entire judicial branch. The first step is complete; it consisted of modernizing the capabilities of personal computers throughout the Supreme Court and Appellate Court to permit easier and more standardized communications with each other and with the mainframe computers on which the Supreme Court and Appellate Court systems are run. As a by product, legal reference services such as Westlaw and Lexis now can be accessed directly from many of these personal computers thereby saving the costs of leasing terminals. At the end of 1989, the second step in the telecommunications initiative was underway. This step is an outgrowth of automated disposition reporting in which circuit courts submit criminal and traffic dispositions to JMIS, where they are processed and relayed to the Secretary of State and State Police. Currently, these submissions are limited to eight counties and are accomplished by sending data on magnetic tape through the mail. To achieve needed expansion of disposition reporting and to facilitate the telecommunications initiative, a migration from the labor-intensive magnetic tape method to entirely electronic transmissions using modern telecommunications has been initiated.

During 1989, the computer resources used by JMIS to support its expanding workload moved forward in several areas. Mainframe capacity was dramatically expanded with the installation of a modern, powerful IBM 4381 computer, which replaced one of its older counterparts. Microcomputer usage continued to expand throughout the Supreme Court, Appellate Court, and Administrative Office as JMIS and user staff made a concerted effort to put the more than 350 personal computers that are now installed to even greater use in the offices of judges, clerks, legal researchers, and AOIC personnel. Expanded uses of personal computers that are being investigated include increased access to data that reside in other mainframe and personal computers, additional personal computer-based systems and software package usage, and the capability for users to define and obtain reports from their personal computers without programmer intervention.

In the midst of new activity, it is important to remember the ongoing activities that have kept the three Administrative Office computers in two locations running, have maintained the Supreme Court and Appellate Court case management systems, have maintained close contact with users statewide so that their needs can be met, and have provided technical support to various judicial branch committees.

LEGAL SERVICES DIVISION

Court administration at the State level was formalized in 1959 when the legislature created the court administrator's

office; its successor, the Administrative Office of the Illinois Courts, was conferred with constitutional status with the adoption of the 1962 judicial article amendment to the 1870 Constitution, and that status was retained in the 1970 Constitution.

During the early years of its existence, the office was, and still is, located in Springfield, the headquarters, and in Chicago. It operated as a unitary organization, *i.e.,* one without divisional structure, until the early 1960's when an accounting unit was created. In the late 1970's and early 1980's, a Probation Division and a Judicial Management Information Systems Division were created. In 1988, the present organizational configuration came into being: Executive Office and seven divisions.

Historical AOIC Attorney Functions

Prior to 1988, especially the period 1959-1981, AOIC lawyers, as deputy and assistant directors and staff attorneys, were intimately involved in nearly every aspect of the office's operation. The lawyers were expected to perform functions assigned, whether they be of a legal, administrative, or other nature. The "generalist" lawyers performed diverse functions, in most instances, working closely with the State judiciary. These functions included, for example: management of official court reporters; overseeing the collection and analysis of court statistics generated by the Circuit Court of Cook County; staffing the Illinois Judicial Conference Executive Committee, annual and regional seminars, New Judge Seminar, study committees, Judicial Education Subcommittee, Legislative Subcommittee, and so forth; author and/or editor of annual reports of the Judicial Conference and AOIC; staffing the Conference of Chief Circuit Judges, and Supreme Court committees such as the Rules Committee, delay in criminal appeals, etc.; draft and distribute to the judiciary analyses of Illinois Supreme Court opinions and legislation enacted into law; assist the Director with his legislative liaison duties; assist the Supreme Court in drafting its annual report to the legislature; act as the Director's liaison with the Attorney General's office; administer certain Supreme Court rules; assist the Director in his capacity as secretary to the Illinois Courts Commission, including acting as a reporter of the Commission's decisions. Some of these responsibilities continue to be reposed in lawyers in the Legal Services Division; many have been transferred to other divisions where, in most instances, nonlawyers, but otherwise professionally trained staff, are executing the duties.

Creation of the Legal Services Division

In early 1988, a part of the lawyer and related support staff was placed under the supervision of the Deputy Director. In July 1988, the Legal Services Division was created, and it began full operation as a separate division in September, 1988. The Division's Assistant Director is located in Chicago and the Division's Associate Director is located in Springfield. At the end of 1989, the Division consisted of: in Chicago, two attorneys and one legal secretary as well as the Assistant Director; in Springfield, one attorney, a legal assistant and a legal secretary, as well as the Associate Director. In addition, during 1989 an attorney in the Legal Services Division was transferred to the Court Services Division. Furthermore, in the Court Services Division, a research attorney/court analyst position was created and the attorney holding that position was placed under the Legal Services Division's supervision when he performs legal research.

Duties of the Division

With the formation of the Legal Services Division, traditional legal services are now performed in a more structured setting than existed prior to the organization of the Division. When requested, the Division lawyers provide "in-house" legal assistance to other AOIC divisions and, when solicited, advice to judicial and nonjudicial officers or employees within the judicial branch. In 1989, the Division processed 120 formal requests for legal assistance. Such requests have covered a wide range of subjects, including, for example, review of professional service contracts, data processing contracts, child support enforcement proposals, leases for office space for judges and AOIC staff, and memoranda on a broad range of legal matters.

The Division's lawyers continued to provide staff support to a number of judicial committees, including during 1989:

- Judicial Conference Study Committee on Complex Litigation
- Administrative Committee of the Illinois Appellate Court
- Supreme Court Blue Ribbon Committee to Study the Attorney Registration and Disciplinary Commission
- Supreme Court Committee on Post-Conviction Review of Death Sentences
- Supreme Court Oversight and Planning Committee for a Judicial Performance Evaluation Program
- Ad Hoc Article V Committee of the Conference of Chief Circuit Judges
- Study Committee on Juvenile Justice

Also, Division lawyers staff the internal AOIC committee, Juvenile Justice Coordination Work Group.

During 1989, the Assistant Director completed for the Supreme Court an analysis of the proposed Code of Professional Responsibility and its relationship to the Code of Judicial Conduct. The Assistant Director continues, as he has since 1975, to provide the judiciary with analyses of selected Illinois Supreme Court opinions and recent legislation enacted into law. He also, as he has since 1973, authors and edits the *Bench and Bar Newsletter,* published monthly by the Illinois State Bar Association and distributed to all Illinois judges. Attorneys in the Division provided legal research and analysis of issues arising from the Auditor General's audit, representation of the judicial branch of State government in the acquisition

of real property for the Appellate Court of the Third Judicial District and lease of office space for the additional judges assigned to the First District, and other legal services not in the course of ordinary duties.

In the first months of the AOIC reorganization, two Division lawyers worked closely with the Judicial Branch Education Division staff and assisted with judicial education seminars. During 1988, the Division lawyers provided support services to the Illinois Judicial Conference, including its Executive Committee, Subcommittee on Judicial Education, the annual meetings of the Conference and Associate Judge Seminar, regional seminars, and the New Judge Seminar. The Legal Services Division, in 1989, provided little assistance in this area since the Judicial Branch Education Division has been assigned principal responsibility for staff support in this area.

Prior to September 1987, legislation of interest to the Supreme Court was analyzed and tracked by the Associate Director, the then staff attorney in the Springfield office. With the creation of an Intergovernmental Relations Unit, the tracking and legislative liaison work is no longer a part of the Division's responsibilities. However, a major part of the workload of the Legal Services Division during each legislative session is the analysis of legislation being monitored by the Supreme Court, the Conference of Chief Circuit Judges and the Judicial Conference Subcommittee on Legislation. The analyses are drafted by the Legal Assistant in the Springfield office, with lawyer oversight.

Duties of the Legal Services Division, which have been in place for a number of years and continue under the reorganization, include the administration of Supreme Court Rules 215(d) (impartial medical experts) and 711 (licensing of senior law students), assignment of downstate judges to Cook County, and liaison with the Attorney General's office in providing legal representation to judges sued in their official capacity.

Some of the duties of the Legal Services Division briefly mentioned here, as well as some other duties for which it is responsible either in whole or in part, are:

- The Courts Commission (track cases and act as reporter of decisions)
- Annual Meeting of the Illinois Appellate Court (act as secretary)
- Administration of Supreme Court Rule 215(d) Impartial Medical Experts
- Administration of Supreme Court Rule 711 Representation by Supervised Senior Law Students or Graduates
- Administration of Supreme Court Rule 39 Appointment of Associate Judges (act as teller of elections for Cook County Circuit Court associate judge elections)
- Annual Report of Supreme Court to General Assembly (assist Court in drafting legislative recommendations)
- Distribution of Supreme Court Opinion and Legislative Summaries (author all summaries)
- Out-of-Circuit Assignments (administer program assigning downstate judges to Cook County Circuit Court)
- Legislation Affecting the Courts (author summaries of public acts)
- Appendix — Genealogy of Judges of the Illinois Supreme Court (compiled original genealogy)
- Judicial Elections and Judicial Retention Election (compile election and retention results)

Central Legal Research Program

In 1988, the Supreme Court approved the Administrative Director's recommendation to establish an experimental central legal research unit within the Division to assist trial judges with legal research in pending cases. Beginning on January 1, 1989, the program was offered to trial judges in the 5th Appellate District which is composed of the 1st, 2nd, 3rd, 4th, and 20th judicial circuits. Forty-eight requests were received during the period from January 1, 1989, to December 31, 1989. Memoranda of law were prepared for issues covering such diverse topics as mechanic's liens, bankruptcy, statutory construction, inherent powers of judges, due process, interrelationship of criminal and civil law, collateral estoppel, and *res judicata*. As part of the program, the trial judges are asked to evaluate the quality and utility of the service. An overwhelming majority of the trial judges responding have found the program to be useful for complex civil or criminal cases.

Mandatory Court-Annexed Arbitration Program Coordination

In 1989, the Legal Services Division Associate Director, who administers the mandatory court-annexed arbitration program on behalf of the Supreme Court and who is the alternative dispute coordinator, was transferred from the Legal Services Division to the Court Services Division. One of the Legal Services Division's attorneys was named Associate Director; however, the number of attorneys in the Division was decreased by one.

Legal Staff Coordination

As stated above, many of the duties of the lawyers in the Legal Services Division had been transferred to other divisions where, in most instances, nonlawyers but otherwise professionally trained staff, are executing the duties. In 1989, those divisions added licensed lawyers to their staff. These lawyers, although not in attorney positions, provide additional resources to the Legal Services Division when needed. At those times, these lawyers are under the supervision of a lawyer in the Legal Services Division and the general supervision of the Assistant Director of the Legal Services Division.

PLANNING, RESEARCH & SPECIAL PROJECTS DIVISION

Although staff in this division serve in many ad hoc capacities, Planning, Research and Special Projects has three defined functions. The first is to serve as the primary resource for the tabulation, analysis and dissemination of the monthly caseload statistics filed by the trial and appellate courts. The second is to conduct research and prepare reports on issues of concern to the courts. The third is to monitor the availability of federal funding sources and to facilitate applications for funds by Illinois courts.

Caseload Statistics

Throughout 1989, three reports were submitted monthly to the Division by the clerks of the circuit courts. These reports indicated the numbers of new filings, dispositions and pending cases, the number of Law Jury cases terminated by verdict and felony dispositions and sentences in each county. Staff traveled to various trial courts to work with clerks in the preparation of these reports and to explore means of electronic data transfer which could replace the manual reporting system. Production of the quarterly reports, "Circuit Court Calendar Management" and "Circuit Court Caseload Summaries," continued. Division staff used these reports to respond to inquiries concerning Illinois judicial branch statistics from the trial courts themselves, the media (as referred by the Public Information Officer), members of the bar, other state courts, executive branch agencies and the public.

Division equipment and data entry capabilities were used to tabulate reports submitted by Illinois probation departments. The results were provided to the AOIC Probation Division for its use and analysis.

Division staff continued to support the activities of the Statistical Review Committee. During 1989, preliminary drafts of the Committee's findings and recommendations were circulated for review and comment by the Committee members. Submission of the final report to the Supreme Court is scheduled for early 1990.

The 1988 Statistical Report on the Appellate Court of Illinois was formatted and presented during 1989. This report provided the numbers of cases filed and disposed in the five districts of the Appellate Court.

Research and Program Assistance

During 1989, the Division initiated projects on both a divisional basis and responded to requests for assistance and additional resources from other Administrative Office divisions, the circuit courts and judicial committees.

Mental health initiatives included the continuation of grants and projects in the Circuit Court of Cook County and the 14th Circuit (Rock Island County) designed to provide specialized case management services to mentally ill and/or developmentally disabled offenders on probation. These projects were funded by grants from the Illinois Department of Mental Health and Developmental Disabilities and the Illinois Planning Council on Developmental Disabilities, respectively. A second initiative was a national analysis of the financing of those mental health services provided to the state trial courts. Finally, the Division, in conjunction with the Judicial Branch Education Division and the Institute for Mental Disability and the Law (NCSC), developed and distributed two manuals on court/mental health system interactions. These manuals, one for each system, were designed to increase the level of understanding between these significantly different systems in order to improve the quality of the numerous interactions which occur.

A major project was begun in 1989 in cooperation with the Probation Division. This project was designed to create the first complete profile of the population of adult and juvenile offenders sentenced to probation in Illinois. The final report will provide information critical to criminal justice planners as regards the nature of the population under supervision of the circuit courts through their probation departments.

The Planning, Research and Special Projects Division prepared and delivered testimony on substance abuse issues to the Illinois Criminal Justice Information Authority.

Working with the Illinois Department of Public Health and the Probation Division, guidelines for dealing with AIDS in the courts were developed during 1989. Prepared at the request of the Conference of Chief Circuit Judges, these guidelines will review all statutory requirements for AIDS testing and recommend policies and procedures for courts and probation offices dealing with AIDS cases. The guidelines, scheduled for publication in February 1990, will be distributed to all courts and probation offices. Division staff represented the Administrative Office on the Illinois AIDS Inter-agency Task Force.

Jury management projects continued in 1989. Staff supported the activities of the Supreme Court Committee on Implementation of Jury Standards. The Committee's Draft Standards were submitted to the Court for its review and consideration in November, 1989. Technical assistance was provided to individual trial courts. A proposal for a model automated jury management system was developed. The proposal targeted personal computer based systems for small to mid-sized courts. The proposal resulted in the agreement of LaSalle and McHenry counties to serve as pilot sites in a test of JURY+ software. Enactment of Public Act 86-491 required that all counties, except Cook County, use a juror source list that combined licensed drivers and registered voters. To assist trial courts without local data processing capabilities to meet this requirement, Planning, Research and Special Projects Division staff worked with the JMIS Division to develop a program to provide courts with merged source lists. Orders were again taken for petit and grand jury handbooks. Through the reproduction capabilities of the Department of Central Management Services, the Administrative Office printed handbooks

which were delivered to the circuit courts for distribution. Over 122,000 handbooks were distributed to Illinois jurors in 1989.

The *Report to the Illinois General Assembly on the Use of Eavesdropping Devices During 1988* was submitted in April, 1989, as required by statute.

"Findings" is a publication of the Administrative Office prepared and distributed by the Division. The purpose of this publication is to provide data and analyses concerning issues of importance to the Illinois courts. "Findings" issued during 1989 included:

- Substance Abuse and the Adult Probationer;
- Jury Operations;
- Four Myths of Court Delay;
- Substance Abuse and Juvenile Probation; and
- Illinois Court Financing.

A project begun in 1988, the "Illinois Reporter of Decisions Management Study", was completed with a final meeting of the study committee on March 14, 1989, and a final draft of the report was submitted to the Administrative Director on April 3, 1989. The study suggested that the Supreme Court initiate a process of change in the operation of the Reporter of Decisions coincident with its relocation from Bloomington to Springfield.

A unique function of the Planning, Research and Special Projects Division was to serve as an "incubator" for new programs of the Administrative Office. When fully operational, these programs would be transferred to functional divisions of the office. During 1989, two programs, court reporter management and child support management, were transferred to the Court Services Division. To follow-up on that "incubator" role, Planning, Research and Special Projects Division staff played a major role in development of monitoring and measurement software for the optional child support enforcement procedures specified in Supreme Court Rule 296, effective February 1, 1989. The Division also aided child support projects staff in negotiation with the Illinois Department of Public Aid incident to planning a statewide child support payment enforcement information network.

Planning, Research and Special Projects Division staff worked on many projects and contributed to reports in conjunction with staff from other Administrative Office divisions. General technical assistance included production of computerized graphics, desktop publishing capabilities, development of spreadsheets and data bases, survey design and data tabulation. Assistance was provided to Judicial Branch Education, Court Services, Administrative Services and Probation divisions. Examples included forms design for probation studies, tabulation of program evaluations of Administrative Office workshops and seminars, tables, maps and graphs for such projects as personnel studies, legislative presentations, a survey of circuit clerks, intensive probation studies, juvenile detention projects and child support studies.

Specific major projects and reports in which Planning, Research and Special Projects Division staff offered significant contributions included:

- "Sangamon County Automation Study";
- "Court Security Interim Report";
- "The Circuit Court Clerk and Child Support in Illinois, A Judicial Perspective";
- "Child Support Enforcement in Illinois";
- "An Analysis of Organization, Space, Recordkeeping and Equipment, Third District Appellate Court";
- "Space Requirements for the Clerk of the Circuit Court, Sangamon County";
- "1989 Annual Report of Mandatory Court-Annexed Arbitration";
- Provided caseload studies for the Study Committee on Operation of the Judicial System;
- Assisted in the draft and review of inter-agency agreements between chief circuit judges and DASA/TASC (Department of Alcoholism and Substance Abuse/Treatment Alternatives for Special Crimes);
- Assisted in design and administration of three statewide jury management workshops;
- Assisted in design and presentation of one Court Security Workshop for the judiciary and two for court clerks; and,
- Provided staff support for the Court Security Standards Committee of the Conference of Chief Circuit Judges.

Monitoring Federal Funds

Sources of federal funds available to the state courts include the State Justice Institute, the Administrative Office of the United States Courts, the Department of Justice and subordinate offices such as the Office of Juvenile Justice and Delinquency Prevention (OJJDP) and the Bureau of Justice Assistance (BJA), as well as other specifically targeted federal funds. In this capacity, the Division functions as a clearinghouse for information and coordinates such applications, providing technical assistance to the trial courts as needed. An example of these efforts is the assistance offered to trial courts in securing Federal Anti-Drug Abuse Act funds for substance abuse programs.

PROBATION SERVICES DIVISION

Section 15 of the "Probation Officers Act" provides: "The Supreme Court of Illinois may establish a Division of Probation Services whose purpose shall be the development, establishment, promulgation, and enforcement of uniform standards for probation services in this State, and to otherwise carry out the intent of this Act" (i.e., Ill. Rev. Stat., ch. 38, par. 204-7). Consistent with its statutory responsibility, the mission of the Probation Services Division is to improve the quality, effec-

tiveness, and professionalism of probation and related court services in Illinois. In carrying out this mission, the Division's policy, program, and resource development activities extend to all aspects of the administration and delivery of probation services in Illinois.

During 1989, the Division continued to make progress toward achieving its goal of improving probation services in Illinois. To that end, the Division's ongoing coordination, monitoring, and technical assistance operations continued to be major priorities in 1989. In addition to these ongoing responsibilities, the following specific major projects and initiatives were undertaken by the Probation Services Division in 1989.

Juvenile Justice Initiatives

The Division employed a full time Juvenile Justice Specialist in 1989 with funding provided by the Illinois Juvenile Justice Commission. The specialist coordinates juvenile justice issues with other Administrative Office staff and acts as a liaison to outside agencies.

The emphasis of juvenile justice initiatives in 1989 was on issues related to minors in custody. Prior to July 1, 1989, the Division supplied all juvenile court judges, probation officers and detention officers with detailed information on P.A. 85-1443, which prohibited the detention of minors in adult jails as of that date. Following the implementation of this legislation, the Division continued to monitor the impact of the legislation and the juvenile detention centers statewide and continued to provide technical assistance to probation departments and detention centers affected by the change.

In the fall of 1989, the Division facilitated the development of model detention screening criteria with a work group of probation and detention professionals from around the state. The recommended criteria will be promulgated in 1990 and technical assistance will be provided to local departments on the implementation process.

The Division also provided technical assistance to detention centers in 1989. In February of 1989, Division staff spent two weeks assisting a new facility in Macon County with policy and procedure development and staff orientation and training so that it could safely begin operation.

Specialized DUI Program Standards

The DUI Specialized Supervision Program has been in existence since January 1, 1986. At the end of FY'87 the program consisted of 75 officers distributed among 21 probation/court services departments. The number of officers has remained constant to the present time.

After approximately one year of research and with consultation from representatives of the Illinois probation community, the program standards have been modified and improved. The promulgation of the revised standards was conducted through training programs held in March, 1989. Along with the revised standards, the Probation Services Division began the collection of specific data elements deemed pertinent to the continual monitoring and evaluation of this program. Each department with a DUI Specialized Supervision Program is required to submit for approval written local policies and procedures for the operation of their program and to be in compliance with standards established by the Probation Services Division.

The revised program standards limit the population eligible for supervision under this program to high-risk DUI offenders. The standards also prohibited any further allocated DUI positions from assignment for public/community service duties and specified criteria which must be met before a DUI officer could be assigned duties as a court liaison. The program was expanded to allow for the continued supervision of certain DUI offenders in an aftercare status following completion of the maximum level supervision phase.

Due to an insufficient number of eligible DUI offenders, the DUI Specialized Supervision Program was discontinued in one jurisdiction during 1989 with the position being reassigned to expand an already existing program.

Management and Operations Study of the Cook County Juvenile Court Services Department

In September, 1989, staff of the Probation Services Division were joined by members of the Chief Judge's Office of the Circuit Court of Cook County to conduct site work for a comprehensive management and operations study of the Juvenile Court Services Department. This study, with the support and approval of the Chief Judge of the Circuit Court of Cook County, was the culmination of several months of joint planning and design development. Field work included twelve team members interviewing 157 staff of the Juvenile Court System and it marked the first time that a joint team format was utilized for such a study.

A planning committee, comprised of staff of the Chief Judge's Office, the Juvenile Court Services Department and the AOIC Probation Services Division, developed the following goals for the study:

1. Improve and enhance knowledge of the Juvenile Court Services Department's operations, programs and services by the Administrative Office of the Illinois Courts and the Chief Judge's Office of the Circuit Court of Cook County,
2. Assess the Juvenile Court Services Department's implementation of AOIC Operational Standards, and
3. Assess the efficiency and effectiveness of the delivery of services through existing management and organizational structures and procedures.

Work on the draft report continued during the Fall of 1989 with initial observations and recommendations being shared with the administrative staff of the Juvenile Court Services Department. The final report will be issued early in 1990.

Development of Division Plan for Operations and Projects

In the Fall of 1989, the Probation Services Division developed its planning document for operations and special projects for the period covered by State fiscal years 1990 and 1991. This planning document will serve as a guide for Division activities during that period. Recognizing that organizational planning is a dynamic process, the Division's plan is designed to accommodate changing needs and priorities.

Division operations are organized into two major functional areas: field services and program services. The field services function is the primary vehicle for translating State probation policy into local probation practice, and the field staff are policy and program generalists who provide the main communication linkage between the Division and the probation departments. The program services function is more specialized in that the program staff are responsible for specific program development and project management initiatives necessary for the effective operation of the Division.

Like the Division's organizational functions, the planning document is divided into two major components: ongoing operations and special projects. The ongoing operations section summarizes the Division's major operational activities, and identifies priorities within those operational areas for this planning period. Specific tasks, staffing requirements, and timetables are identified for each special project, and all projects are prioritized. The plan includes the establishment of a project tracking and monitoring system to facilitate the ongoing review and evaluation of special projects, and to enhance the Division's ability to manage its limited resources.

Annual Probation Managers Meeting

In May of 1989, the Probation Services Division sponsored a Probation Managers Meeting for all Chief Probation Officers/Directors of Court Services in Illinois. The two-day meeting was held in Springfield, and was the first of what is intended to be an annual event.

The meeting commenced with opening remarks from the Administrative Director of the Administrative Office of the Illinois Courts, and included informational presentations from virtually all divisions of the Administrative Office on a wide range of topics. Each participant received a manual of written materials related to the topical presentation, and the meeting was well attended, with over 90 probation managers represented.

Pretrial Services Programs

During 1989, the Probation Services Division continued to develop operational policies and procedures for pretrial services agencies. To assist the Division with this task, a Pretrial Services Advisory Committee was established which met in Waukegan on July 13th and 14th.

At the beginning of 1989, two counties (Rock Island and Lake) were the only counties with ongoing pretrial services programs. During early 1989, the Division assisted McHenry County in developing a specialized pretrial services program which became operational in May. The Division also assisted Marion County in developing a pretrial services program.

In December, the General Assembly passed House Bill 1211 which provided for $1,100,000 to be appropriated to the Supreme Court for the operation of a pretrial service program in Cook County. This appropriation became the first funding to be made available by the State since the act establishing pretrial services became effective July 1, 1987. In response to the State appropriation, the Cook County Board appropriated $2.9 million to begin a pretrial program starting March 1, 1990.

Automation of Probation Eligibles List

Pursuant to its statutory responsibility, the Probation Services Division has established minimum hiring and promotion qualifications for Illinois probation personnel, as well as a centralized application process. Applicants must submit a copy of the application form to the Division for purposes of verification of the minimum qualifications. After the qualifications are verified, the applicant's name is entered on the circuit eligibles list(s) of preference, and it is from these lists that employment and promotion selections are made. In multi-county circuits, applicants may also identify one or more counties of preference, and this identified preference is included on the eligibles list.

In 1989, the Division initiated transfer of the eligibles list program from the Displaywriter to a newly developed PC-based system. Capacity of the old system is approximately 3,000 records, while the new system will hold approximately 100,000 records. The new system will also include the applicant's address and telephone number on the eligibles list, and will generate additional related documents.

With the expanded system, the Division can accommodate more applicants and production of the eligibles lists will be expedited. The new system should be fully operational early in 1990.

Intensive Drug Abuser Pilot Program

In recent years there has been an increase in the number of offenders arrested for drug related offenses. Given this and the fact that drug usage and criminal behavior are closely connected, the Division identified a need to create a dispositional alternative for the courts to place offenders into a highly structured community-based program which provides for improved supervision and monitoring of drug abusing offenders placed on probation.

In January, 1989, monies were set aside to fund a pilot program for the supervision of drug abusing offenders. The Adams County Probation and Court Services Department of the

Eighth Judicial Circuit was selected as the site for this pilot program.

In the Spring of 1989, the Division began developing operational standards for the Intensive Drug Abuser Program (IDAP). The Adams County Probation Department implemented its pilot program in October, 1989.

The primary purpose of the IDAP will be to create a dispositional alternative for the courts to place offenders into a highly structured, community based supervision program. Based on the prior history of criminality and drug abuse of the offenders, the probation department can identify those who are at greater risk of repeating the offense. The case can then be assigned to a specialized officer for monitoring and enforcement of the court's order and for appropriate and expeditious referrals of offenders for identified counseling and/or treatment.

Through conducting on-site visits, close monitoring of the program and a program evaluation, the pilot program will provide the necessary data to determine if a specialized supervision program for drug abusing offenders will result in lower probation violation rates for new criminal offenses than like offenders supervised by the general supervision officer. It is hoped that the pilot program will assist in determining whether or not providing more intensive supervision, an opportunity to increase the offender's education level, decreased offender use of illegal substances, and the opportunity to develop a better self image will help facilitate the offender's coping abilities as well as help the offender make more effective life decisions.

TASC Inter-agency Agreements

An interdivisional workgroup was established in 1988 to review and represent the interest of local criminal justice systems concerning section 10-101 of the Illinois Alcoholism and Other Drug Dependency Act, effective July 1, 1988, as amended (Ill. Rev. Stat. ch 111 1/2, para. 6360-1). The Act provided that, if an individual elects to undergo treatment, the court shall order an examination by a designated program (TASC). Unless there is a finding by the court of no significant relationship between the addiction and the crime, or that imprisonment is necessary for the protection of the public, the statutes require that the individual be placed on probation and under the supervision of the designated program (TASC) for treatment and under the supervision of the probation authorities for probation supervision.

Representatives of the interdivisional workgroup, under the supervision of the Assistant Director of the Probation Services Division, met with the Department of Alcoholism and Substance Abuse concerning the need for additions to that agency's administrative rules for the designated agency. As a result of several discussions with DASA and TASC officials, the rules were modified to require that each office of the designated program (TASC) enter into an inter-agency agreement with the chief judge of each circuit concerning the operating procedures of the court in relation to the services provided by the designated program.

During 1989, TASC representatives met with the chief judge of each circuit. Inter-agency agreements were entered into in all but two circuits.

Monitoring of Probation Fee Legislation

In 1989, the Division provided technical assistance to judges, probation departments and county boards regarding the implementation of Public Act 85-1256 which took effect January 1, 1989.

Pursuant to a request from the Conference of Chief Circuit Judges, the Division conducted a survey in April, 1989, to all adult probation departments in order to assess the use of the new statutory fee.

The Division also assisted in the development of legislation which provided for a broader definition for the use of monies collected. In February, the Division also distributed a letter to all probation departments clarifying the policy for collecting and/or assessing fees for out-of-state probationers.

The Division reviewed Annual Plans for 1990 which included for the first time, provisions for departments to request expenditures from monies deposited in county probation services funds. Information obtained from these plans regarding the use of probation services fee collections will be analyzed by the Division. Public Act 85-1256 also requires that each county treasurer submit to the Supreme Court by January 10th of each year a report identifying the amount of fees collected during the preceding year and the amount of funds expended. A statewide report will be developed by the Division in 1990.

Electronic Monitoring Programs

Electronic monitoring is simply the use of electronic technology to indicate whether the offender or pretrial releasee is in a specific location. Electronic monitoring serves to supplement, not eliminate, personal contact. There are two major types of monitoring technology: continuous signaling and programmed contact. With a continuous signaling system, violations can be detected immediately; programmed contact systems can only detect a violation when a random call is made. Additionally, vendors offer the option of tamper-proof equipment which will detect attempts to remove the transmitter.

Lake and Jackson Counties were the first jurisdictions to implement electronic monitoring programs in Illinois, starting in 1986. Lake County electronically monitored work releasees, pretrial releasees, and probationers. Jackson County monitored probationers and pretrial releasees. Continuous signaling equipment was utilized in both jurisdictions.

Since then, twelve counties have begun using electronic monitoring devices. These include: Lake, Jackson, Richland, Wayne, Edwards, Franklin/Hamilton, Marion, Woodford, Will,

St. Clair and Effingham. Additionally, thirteen counties are planning programs. These are Calhoun, Cook, McHenry, Winnebago, Henry, Vermilion, Whiteside, Morgan, Macoupin, McLean, Adams, Sangamon and Logan.

Specific legislation, as a result of Public Act 85-1287, effective January 1, 1989, provided for the use of an approved monitoring device as a condition of pretrial release home confinement, imposed as a condition of probation, and as a condition of periodic imprisonment. In 1989, Public Act 86-766 was enacted, which will become effective January 1, 1990, and will provide for the use of an approved monitoring device as a condition of probation for juveniles adjudicated delinquent.

Electronic monitoring used in conjunction with home confinement is a relatively new concept that is gaining fast acceptance in the probation community. Aside from potential savings in bed days and operating costs, monitoring can benefit both society and the individual by allowing pretrial releasees and offenders to seek and retain employment and attend treatment, counseling, educational or vocational programs.

The Probation Services Division has been monitoring the development and use of electronic monitoring by probation departments in Illinois. Additionally, efforts are underway to develop standards which will provide guidance to the circuit courts in designing for the most effective use of electronic monitoring devices.

AGE OF PENDING CASES REPORTS

Since June 30, 1979, the Supreme Court, through the Administrative Office, has required chief circuit judges, individual trial judges and circuit clerks to submit the following semi-annual reports on pending cases:

Chief Judges — Summary age of pending cases report for each county, which includes (1) number of untried felony cases pending; (2) number of untried felony cases more than 180 days old (over five years old in Cook County); (3) steps taken or to be taken to insure the prompt disposition of such cases; (4) number of cases dismissed under the "speedy trial statute" (Ill. Rev. Stat., ch. 38, par. 103-5); (5) number of untried law jury cases (over $15,000) pending; (6) number of untried law jury cases (over $15,000) more than two years old (over seven years old in Cook County); (7) a report on any category of cases in which there is unusual delay noted; and (8) number of complaints from attorneys or citizens concerning delay in processing cases.

Trial Judges — (1) Individual reports on untried felony cases pending over 180 days (over five years old in Cook County); and (2) individual reports on untried law jury cases (over $15,000) pending over two years (over seven years old in Cook County).

Clerks — Composite age of pending cases report for all cases by category, except traffic, ordinance and conservation violations.

ADMINISTRATION OF SUPREME COURT RULE 39 — APPOINTMENT OF ASSOCIATE JUDGES

Article VI, Section 8, of the Constitution of Illinois provides that each circuit court shall have such number of associate judges as provided by law with said associate judges to be appointed by the circuit judges in each circuit as the Supreme Court shall provide by rule. The number authorized in each circuit, as provided in sections 2 and 3 of "An Act relating to the number, appointment and retirement of Associate Judges" (Ill. Rev. Stat. 1987, ch. 37, pars. 160.2, 160.2-1), is determined by formula based on population and other factors, or a determination by the Supreme Court that a need exists in a given circuit for additional associate judges.

Pursuant to section 2 of said Act, as amended effective December 1, 1987, the number of population formula associate judgeships authorized by law in the 22 circuits in 1989 was 371 (the same as in 1988), an increase from 345 in 1987 (from 157 to 182 in Cook County and to 189 in the downstate circuits based on one in the 7th Circuit). The maximum number of additional associate judges approved by the Supreme Court to be appointed at any one time during the year, pursuant to section 3 of the Act, was 22 in Cook County and 25 in downstate circuits.

When a vacancy exists in an associate judgeship, the vacancy is filled by appointment of the circuit judges in accordance with procedures prescribed of Supreme Court Rule 39. After notice is given by the chief judge of the circuit to the members of the bar of the circuit that the vacancy exists and will be filled by the judges of the circuit, any attorney licensed to practice law in Illinois may file with the chief judge an application on the form prescribed and furnished by the Administrative Director. The chief judge then certifies the names of candidates to the Administrative Director for inclusion on a ballot mailed to each circuit judge in the circuit. Ballots returned to the Administrative Director are counted and the results tabulated and certified to the chief judge, the secrecy of the ballots being maintained, after which the successful applicant is then declared to be appointed by the circuit judges.

Following are those persons appointed associate judge during 1989, with the effective date of their respective appointment shown, each to serve for a term ending June 30, 1991:

1st Circuit	
Rodney Allen Clutts	February 15, 1989
3rd Circuit	
Robert P. Hennessey	June 26, 1989
J. Lawrence Keshner	April 3, 1989
Gordon E. Maag	February 1, 1989
4th Circuit	
Harold H. Pennock, III	February 24,1989
5th Circuit	
Gary William Jacobs	August 1, 1989

6th Circuit	
Theodore Edward Paine	January 15, 1989
7th Circuit	
John A. Mehlick	March 6, 1989
9th Circuit	
John R. Clerkin	February 6, 1989
Donald L. Stoffel	June 12, 1989
10th Circuit	
Robert A. Barnes, Jr.	February 6, 1989
Rebecca Riddell Steenrod	March 1, 1989
13th Circuit	
Robert H. Adcock	November 27, 1989
Howard Chris Ryan, Jr.	March 1, 1989
14th Circuit	
James J. Mesich	September 1, 1989
16th Circuit	
James T. Doyle	January 9, 1989
Donald J. Fabian	January 9, 1989
17th Circuit	
Rosemary Collins	February 9, 1989
Timothy R. Gill	February 16, 1989
J. Todd Kennedy	April 3, 1989
18th Circuit	
Peter J. Dockery	March 6, 1989
Ann Brackley Jorgensen	August 21, 1989
19th Circuit	
David M. Hall	April 1, 1989
Victoria L. Martin	April 1, 1989
Christopher C. Starck	April 1, 1989
Peter M. Trobe	April 1, 1989
20th Circuit	
John M. Goodwin, Jr.	March 6, 1989
Robert J. Hillebrand	May 12, 1989
William A. Schuwerk, Jr.	January 9, 1989
21st Circuit	
Sheldon Wilson Reagan	June 12, 1989
Cook County	
Gary L. Brownfield	August 11, 1989
David R. Donnersberger	August 11, 1989
Perry J. Gulbrandsen	August 11, 1989
Lambros J. Kutrubis	August 11, 1989
James B. Linn	August 11, 1989
Clifford L. Meacham	August 11, 1989
Sheila M. Murphy	August 11, 1989
James G. Smith	August 11, 1989
Bernard R. Spak	August 11, 1989
Michael W. Stuttley	August 11, 1989
Thomas M. Tucker	August 11, 1989

ADMINISTRATION OF SUPREME COURT RULE 215(d) IMPARTIAL MEDICAL EXPERTS

The Administrative Director is charged with the responsibility of administering Supreme Court Rule 215(d), which allows a court to order an impartial medical examination of a party whose mental or physical condition is an issue. The examination must be made by a member or members of a panel of physicians chosen for their special qualifications by the Illinois State Medical Society. The examiner submits a report for the use of the court and the parties, and if the examiner's testimony is required at trial, it will be given without cost to the parties.

The charts which follow provide a profile of the use of Rule 215(d), both cumulative since 1970 and for 1989. The 1989 statistical summary is divided into the categories of "orders," "examinations" and "costs," which refer to those entered, performed or charged in that year.

IMPARTIAL MEDICAL EXPERTS — SUPREME COURT RULE 215(d)
1989 STATISTICAL SUMMARY

ORDERS						Total
Orders Entered During 1989	Downstate 0			Cook County 28		28
ACTION	Law-Injury 1			Divorce Child Custody 27		28
Specialties Required	Neurology 1	Orthopedics 0	Internal Medicine 0	Psychiatry 26	Otolaryngology 0	27
Frequency of Use of Rule 215(d) by Judges	1 Judge Ordered 215(d) Exams in 9 Cases		3 Judges Ordered 215(d) Exams in 2 Cases		12 Judges Ordered 215(d) Exams in 1 Case	16 Judges Ordered 215(d) Exams in 27 Cases
Disposition of Orders Entered During 1989	All Examinations in the Cases Cancelled 0		Order for Examinations Vacated 1		All Examinations Ordered In the Case Were Performed 27	27
EXAMINATIONS						
IME Examinations Scheduled in 1989	Vacated by Order 0		Examinations Cancelled for Other Reasons 1		Examinations Actually Performed 66	67
Specialties Required Exams Actually Performed	Neurology 1	Orthopedics 0	Internal Medicine 0	Psychiatry 66	Otolaryngology 0	67
Number of Exams Performed by Individual IME — Frequency of Use of Panelists	Number of Exams Performed	1	2	3	6	8	11	67
	Number of I.M. Experts	4	4	6	3	1	1	19
COST						
Average Cost Per 1989 Case	Downstate 0			Cook County $593.00		$593.00
Average Cost Per 1989 Exam	Downstate 0			Cook County $248.00		$248.00
Total Cost Per 1989 Cases	Downstate 0			Cook County $16,616.00		$16,616.00

CUMULATIVE STATISTICAL SUMMARY
January 1970 — December 1989

TOTAL ORDERS ENTERED — 778

Orders Entered By Jurisdiction	Downstate 99		Attorney Registration 4		Judges Retirement System 2		Cook County 679	
Orders Entered By Nature	Mental Health 4	Probate 4	Juvenile 2	Adoption 4	Criminal 29	Divorce Child Custody 527	Paternity 1	Civil Personal Injury 207
Results Of Scheduled Examinations	Cases Settled Before Trial 38		Cancelled Examinations 115		Examinations Performed 1,409		Testimony Required at Trial 54	
Specialties Required Examinations Performed	Rheumatology 1	Hematology 1	Obstetrics 2	Cardiology 5	General Practice 8	Plastic Surgery 1	Pediatrics 3	Geriatrics 1
	Urology 3	Ophthalmology 10	Otolaryngology 8	Internal Medicine 33	Neurology 58	Orthopedics 88	Allergies 1	Psychiatry 1,185
	Radiology 1	Average Cost Per Exam Performed Including Ancillary Cost and Testimony $242.00						

ADMINISTRATION OF SUPREME COURT RULE 711

Illinois Supreme Court Rule 711 provides for the temporary licensing of law students or law graduates who have not yet had an opportunity to sit for a bar examination to appear in court, prepare pleadings or briefs, counsel with clients, negotiate in the settlement of claims and prepare and draft legal instruments. These services may be performed only for qualified agencies such as legal assistance programs, public defender offices and governmental offices, and the student must be supervised by a member of the Illinois bar. To be eligible for licensing, a student must be certified by his or her dean as having received credit for at least 60% hourly credits required for graduation and as being in good academic standing and eligible under the school's criteria to undertake the activities authorized by the Rule.

In 1989, 537 licenses were issued. Since the adoption of Rule 711 in May, 1969, a total of 10,176 senior law students have participated in this legal internship program. The following table indicates the use of Rule 711 in the last seven years.

1989	537
1988	521
1987	498
1986	603
1985	570
1984	551
1983	551

SECRETARIAT

The Administrative Office serves as secretary to many judicial organizations and committees. In addition to arranging meetings, recording minutes, and keeping records, the office acts as a fact finding body, does research, conducts surveys and apprises judges of recent developments in procedural and substantive law. Among the bodies served by the Administrative Office in a secretariat capacity are: (1) the Executive Committee of the Judicial Conference and its constituent committees, including the standing Subcommittee on Judicial Education, the Associate Judge Seminar Coordinating Committee and various study and seminar committees; (2) the Conference of Chief Circuit Judges; (3) the Supreme Court Rules Committee; and, (4) other study and advisory committees which may be appointed by the Supreme Court. In addition, the Administrative Director of the Administrative Office serves as secretary to the Courts Commission. The activities of these organizations are explained in greater detail in other sections of this report.

DISTRIBUTION OF SUPREME COURT OPINIONS AND LEGISLATIVE SUMMARIES

Since April, 1975, the Administrative Office has regularly prepared and distributed synopses of select opinions filed by the Illinois Supreme Court. These summaries are distributed to each of the State's judicial officers within an average of less than seven days of the filing of the opinions by the Court. In 1989, 40 Supreme Court opinions were summarized.

The office also analyzes legislation affecting court personnel, the operation of the court system and substantive and procedural law. Digests of 179 Public Acts were sent to Illinois judges.

PUBLICATIONS OF THE ADMINISTRATIVE OFFICE

The Administrative Office of the Illinois Courts publishes and/or distributes several books or pamphlets which are available to the public. The following publications can be obtained by contacting the Springfield or Chicago office:

(1) A Short History of the Illinois Judicial System;

(2) Manual on Recordkeeping;

(3) Annual Report of the Administrative Office;

(4) Annual and Biennial Reports of the Judicial Conference;

(5) Handbooks for jurors in grand jury proceedings, and in criminal and civil cases;

(6) A pamphlet on the history of the Supreme Court Building in Springfield;

(7) Interim Report: Experimental Videotaping of Courtroom Proceedings;

(8) Rules of Procedure of the Illinois Courts Commission;

(9) Chief Circuit Judge's Manual on Guidelines for the Administration of Circuit Courts (draft form only);

(10) Benchbook (Criminal Cases) for Illinois Judges;

(11) Reading and Reference Materials used at seminars and conferences sponsored by the Judicial Conference;

(12) Report of the Supreme Court Committee on Videotaping Court Proceedings;

(13) Administrative Regulations Governing Court Reporters in the Illinois Courts;

(14) Illinois Courtrooms, Bohn, William G., Supreme Court Committee on Criminal Justice Programs (1972);

(15) Benchbook for Use in Juvenile Proceedings;

(16) Administrative Regulations Governing Minimum Qualifications for Illinois Probation Personnel;

(17) Administrative Policy Statements Governing Eligibility of Illinois Probation Personnel for State Subsidy and Related Matters;

(18) Illinois Statewide Judicial Facilities Project, Phase One Summary Report;

(19) Illinois Statewide Judicial Facilities Project, Phase Two Summary Report;

(20) Report of the Study Committee on Bail Procedures of the Illinois Judicial Conference (1978);

(21) Supplemental Report of the Study Committee on Bail Procedures (1980);

(22) Videotape Recording of Trial Court Proceedings — The Kentucky Model;

(23) Profile of the Illinois Trial Courts — A Survey of Chief Circuit Judges;

(24) Circuit Court Calendar Management (quarterly reports);

(25) Circuit Court Caseload Management (quarterly reports);

(26) "Findings" (occasional statistical reports);

(27) Probation Services Fee Policies and Guidelines;

(28) Intensive Probation Supervision: Statewide Summary;

(29) Illinois Intensive Supervision Program: Procedural and Operational Standards Manual;

(30) Illinois Adult Probation Classification System: Procedure Manual;

(31) Sentencing Guidelines as a Response to Sentencing Reform: A Study and Some Observations;

(32) Sentencing Alternatives for Illinois Female Offenders;

(33) Court Interpreters (a study of their use in Illinois);

(34) Report to the Illinois General Assembly on the Use of Eavesdropping Devices during 1988;

(35) Jury System Organization and Management: Winnebago County;

(36) Jury System Organization and Management: Rock Island County;

(37) An Analysis of Organization, Space, Recordkeeping, and Equipment; Office of the Clerk, Third Appellate District, Ottawa, Illinois;

(38) Report to the Supreme Court on the Reorganization of the Administrative Office of the Illinois Courts;

(39) Physical Security Analysis of the St. Clair County Government Center, Belleville, Illinois;

(40) Jury System Organization and Management: Boone County Modifications;

(41) A Study of the Circuit Clerk's Office, Stephenson County, Illinois;

(42) Physical Security Analysis of the Franklin County Courthouse, Benton, Illinois;

(43) Physical Security Analysis of the Knox County Courthouse, Galesburg, Illinois;

(44) Illinois Initiatives to Address the Issues of the Offender with Mental Retardation;

(45) A Brief Report on Space Requirements for the Sangamon County Circuit Clerk's Office; and,

(46) A Study of the Traffic Recordkeeping Office of the Circuit Clerk, Vermilion County, Illinois.

VII
LEGISLATION AFFECTING THE COURTS

LEGISLATION AFFECTING THE COURTS

LEGISLATION AFFECTING THE COURTS

During 1989, numerous bills affecting various areas of procedural and substantive law were passed by the General Assembly. A selection of bills having a direct and particular impact on the operation of the court system and court personnel is summarized below. References are to Ill. Rev. Stat., ch., par.

Appellate Court Jurisdiction

P.A. 86-412 amends labor relations acts. EFFECTIVE AUGUST 30, 1989. In Illinois Public Labor Relations Act in ch. 48 amends par. 1611(g) (unfair labor practice procedures) and in Illinois Educational Labor Relations Act in ch. 48 amends par. 1716(c) (judicial review) to provide that, where the final order of the respective labor relations board is alleged to have been violated, the board shall commence an action to compel compliance in the appropriate district of the appellate court rather than in the circuit court and appellate court may punish a violation of its order as in civil contempt.

Civil Procedure

P.A. 86-538 adds new par. 8-802.2 of ch. 110 in Code of Civil Procedure. EFFECTIVE JANUARY 1, 1990. New par. 8-802.2 (confidentiality of statements made to personnel counseling victims of violent crimes) defines "violent crimes" and makes victim statements about the crime or its circumstances during therapy or consultation to any counselor *et al.* not subject to disclosure by counselor *et al.* unless maker consents in writing or "if in any judicial proceeding, a party alleges that such statements are necessary to the determination of any issue before the court and written consent to disclosure has not been given, the party may ask the court to consider the relevance [in an *in camera* hearing] and admissibility of the statements" and if relevant and admissible, the court shall order statements disclosed.

Clerks of the Court

P.A. 86-482 increases salaries of circuit clerks and others. EFFECTIVE DECEMBER 1, 1990. Amends "Clerks of Court Act" (ch. 25, par. 27.3) as follows. Provides that salaries of circuit clerks in counties having population of 300,001 to 3 million shall be at least $20,000 and in Cook County at least $55,000; that circuit clerks in counties other than Cook County beginning a term before December 1, 1990 shall be compensated at their base salary rate which is that salary paid them before July 1, 1989; and are to be compensated, effective December 1, 1990 and December 1 of next 3 years, at base salary rate plus at least 3%, 6%, 9%, 12% of base salary in respective years; Cook County circuit clerk to receive State-paid $3,500 award formerly just paid to other circuit clerks, and $3,500 award or any other award or stipend paid by State to circuit clerks shall not affect other compensation paid by law to circuit clerks; county cannot reduce or impair county-paid compensation to circuit clerks if reduction or impairment is result of clerk receiving State-paid award or stipend. Makes similar changes in statutes affecting salaries of certain county officials outside Cook County (coroners, treasurers, county clerks, recorders, auditors, sheriffs).

P.A. 86-969 amends various statutes concerning clerk's fees. EFFECTIVE JULY 1, 1990. Amends in ch. 25 fees of circuit clerks outside Cook County as follows: in par. 27.1(u)(3) (collection of fee in maintenance and child support cases) replaces $36 annual fee with fee of "$3 for each periodic payment due and paid (including a separate fee for each payment due when several are combined into one payment to the Clerk)" and adds a new last sentence "Unless paid in cash or pursuant to an order for withholding, the payment of the fee shall be by a separate instrument from the support payment and shall be made to the order of the Clerk"; in par. 27.1(bb) (fee exemption for government) adds new last sentences "The fee requirements of [par. 27.1] shall not apply to police departments or other law enforcement agencies" and then defines "law enforcement agency." Adds in Illinois Marriage and Dissolution of Marriage Act in ch. 40 new pars. 504(e) (maintenance) and 505(e) (child support) having essentially same language: where payment to be made through office of circuit clerk other than in Cook County "order shall direct obligor" to pay the additional fee in ch. 25, par. 27.1(u)(3) and adds same par. 27.1(u)(3) language above "Unless paid in cash *** order of the Clerk."

County Jails

P.A. 86-556 repeals par. 124 in "County Jail Act" in ch. 75. EFFECTIVE JANUARY 1, 1990. Repeals par. 124 requiring circuit court to inspect county jail and inquire of treatment of prisoners.

County Law Library Fee

P.A. 86-720 amends "County Law Library Act" in ch. 81. EFFECTIVE JANUARY 1, 1990. Increases in par. 81 maximum authorized law library fee in these words (italisized language added): "*** the county board may authorize a county law library fee of not to exceed $6, *except that in any county of more than 400,000 inhabitants the maximum fee shall be $10,* to be charged and collected by the clerks ***."

Court Reporters

P.A. 86-827 amends statutes relating to court reporters. EFFECTIVE JANUARY 1, 1990. Adds in Court Reporters Act in ch. 37 new third par. in par. 653 "The Chief Judge of each

circuit may designate any number of Supreme Court approved full-time court reporter positions as time share positions. For the purposes of this Act, 'time share position' means a full-time court reporter position that is divided among 2 or more court reporters with the full-time salary and benefits being apportioned among the court reporters in the same percentage as the duties of the full-time position are apportioned." Adds in "Court Reporter Transcript Act" in ch. 37 new par. 666 "The reasonable fees of a court reporter incurred in preparing the transcript of proceedings for purposes of appeal in cases in which a minor has been found to be abused, neglected or dependent shall be fixed by the court and shall be charged to a parent or other person liable under the law for the support of the minor, to the extent that person is able to pay. Any portion of such fees which the person is unable to pay shall be paid from the general fund of the county."

Criminal Law & Procedure and Sentencing

P.A. 86-298 amends Code of Criminal Procedure in ch. 38. EFFECTIVE JANUARY 1, 1990. Adds new par. 107-2(3) "A peace officer who executes a warrant of arrest in good faith beyond the geographical limitation of the warrant shall not be liable for false arrest"; adds in par. 107-9 (issuance of arrest warrant upon complaint) that warrant to additionally specify "sex and birth date" of person to be arrested (par. 107-9(d)(2)), that warrant shall "specify any geographical limitation placed on the execution of the warrant, but such limitation shall not be expressed in mileage" (new par. 107-9(d)(8)), that warrant shall be executed "at any location within the geographic limitation for execution placed on the warrant" but if no such limitation expressed, then it may be executed anywhere in State (par. 107-9(e)); amends par. 109-2 (person arrested in another county) by adding alternative that if no additional delay created, person may be brought to nearest and most accessible judge in county from which arrest warrant issued, and by adding that person arrested in county other than one in which arrest warrant issued may waive right to be taken before judge in county where arrest made and arresting agency shall surrender person to law enforcement agency of county that issued warrant without unnecessary delay and then par. 109-1 shall apply; adds in par. 110-3 that arrest warrant for failure to comply with bail bond is to have same contents as par. 107-9 arrest warrant.

P.A. 86-337 amends Code of Criminal Procedure (ch. 38, pars. 110-7(a), (f)). EFFECTIVE JANUARY 1, 1990. Adds following language in bail deposit statute following first sentence in par. 110-7(a), "The [court clerk] shall provide a space on each [bail bond?] form for a person other than the accused who has provided the money for the posting of bail to so indicate and a space signed by an accused who has executed the bail bond indicating whether a person other than the accused has provided the money for the posting of bail. The form shall also include a written notice to such person who has provided the defendant with the money for the posting of bail indicating that if the defendant fails to comply with the conditions of the bail bond, the court shall enter an order declaring the bail to be forfeited and may be used to pay costs, attorney's fees, fines or other purposes authorized by the court," and in par. 110-7(f) (new language italisized) "When the conditions of the bail bond have been performed *** the clerk of the court shall return to the accused *or to the defendant's designee by an assignment executed at the time the bail amount is deposited,* unless the court orders otherwise, 90% of the sum *** deposited ***."

P.A. 86-391 amends various criminal and sentencing statutes. EFFECTIVE AUGUST 30, 1989. In Code of Criminal Procedure in ch. 38 amends art. 108A (judicially authorized eavesdropping) in pars. 108A-1, 108A-3 by providing that eavesdropping orders may be entered by associate judges so assigned by chief judge as well as circuit judges (similar change in art. 108B eavesdropping (par. 108B-1(b)) except associate judge assigned by chief judge must be one authorized to try felony cases under Supreme Court Rule 295 and exception does not apply to Cook County circuit); in par. 108A-11 by requiring that state's attorney's annual report of art. 108A eavesdropping use be submitted to Dept. of State Police rather than Supreme Court and that said Dept. rather than Supreme Court report to legislature. Adds in ch. 38 (Code of Criminal Procedure) new par. 116-2(c) (motion in arrest of judgment) "A motion in arrest of judgment attacking the indictment, information, or complaint on the ground that it does not charge an offense shall be denied if the indictment, information or complaint apprised the accused of the precise offense charged with sufficient specificity to prepare his defense and allow pleading a resulting conviction as a bar to future prosecution out of the same conduct." Amends Unified Code of Corrections in ch. 38 in par. 1005-3-2 (presentence report) by making content of presentence report as specified in pars. 1005-3-2(a)(1)-(6) applicable to felony cases only and by providing that in misdemeanor, business offense or petty offense cases presentence report, when ordered by court, shall contain defendant's history of delinquency or criminality and only those par. 1005-3-2(a)(1)-(6) matters ordered by court, except that where conviction of criminal sexual abuse (par. 12-15) or for protection order violation (par. 12-30) presentence report shall also contain information about alcohol, drug abuse, psychiatric and marriage counseling or other treatment programs. Adds in Unified Code of Corrections in ch. 38, par. 1005-3-4(b) (disclosure of juvenile court presentence reports) that sealed presentence reports shall be open for inspection additionally to probation department of which courtesy probation is requested and to probation department assigned by court of lawful jurisdiction to conduct a presentence report.

P.A. 86-392 amends Code of Criminal Procedure (ch. 38, pars. 115-3, 115-4). EFFECTIVE JANUARY 1, 1990. Amends pars. 115-3(c), 115-4(j) in regard to trial by court or jury where affirmative defense of insanity raised and proof required that defendant guilty but mentally ill: Defendant guilty but mentally ill if State proved beyond reasonable doubt defendant guilty of

charged offense, if defendant failed to prove his insanity (ch. 38, pars. 3-2; 6-2(a), (b), (e)), and if defendant proved by preponderance of evidence that he was mentally ill (ch. 38, pars. 6-2(c), (d)) at time of offense.

P.A. 86-554 amends Code of Criminal Procedure (ch. 38, par. 106A-5). EFFECTIVE SEPTEMBER 1, 1989. Amends art. 106A (child witnesses) by adding new par. 106A-5 (judicial authority) "Before allowing a child to testify, the court shall first determine in camera the child's competency to testify."

P.A. 86-567 amends Bill of Rights for Victims and Witnesses of Violent Crime Act in ch. 38. EFFECTIVE JANUARY 1, 1990. Adds in par. 1404(5) (victims rights) that par. 1403(a)(1), (a)(2), (a)(4), (a)(5) victim "shall have the right to be present in court at all times during the trial of the defendant, unless the prosecuting attorney objects or a judge has ordered the victim excluded or removed from the courtroom for the same causes and in the same manner as the rules of court or law provide for the exclusion or removal of the defendant".

P.A. 86-763 amends various statutes concerning eavesdropping. EFFECTIVE SEPTEMBER 1, 1989. Appears to essentially transfer from Criminal Code in ch. 38 par. 14-3(g) (electronic surveillance where clear and present danger of death or great bodily harm in kidnap/occupation of place situations) to Code of Criminal Procedure in ch. 38 pars. 108A-6(a) (emergency exceptions) and 108B-3 (authorization for private oral communication interception); in ch. 38, par. 108B-1(b) (definitions) deletes words that in effect provided that circuit judge designated by chief judge to enter intercept orders could enter orders only "in the absence or unavailability of the Chief Judge" and in par. 108B-9(a) provides that interception shall be "carried out" (was "supervised") by electronic criminal surveillance officer.

P.A. 86-770 amends Criminal Code in ch. 38. EFFECTIVE JANUARY 1, 1990. Amends par. 12-18(c) by providing that person may be charged by his/her spouse under par. 12-13 (criminal sexual assault) if spouse reports offense within 30 days to police or state's attorney. Before amendment spouse-victim could not bring criminal sexual assault charge against spouse-offender.

P.A. 86-834 amends Criminal Code in ch. 38. EFFECTIVE SEPTEMBER 7, 1989. Adds to aggravating factors to qualify for death penalty in par. 9-1(b)(6)(c) that other felony was "*** calculated criminal drug conspiracy as defined in [ch. 56½, par. 1405] ***" and in new par. 9-1(b)(9) that "the murder was committed in a cold, calculated and premeditated manner pursuant to a preconceived plan, scheme or design to take a human life by unlawful means, and the conduct of the defendant created a reasonable expectation that the death of a human being would result therefrom."

P.A. 86-862 creates the Bill of Rights for Children Act (ch. 38, pars. 1352, 1353, 1354). EFFECTIVE JANUARY 1, 1990. Provides in essence for right of parent or legal guardian to present child impact statement to sentencing court where child is victim of criminal sexual abuse/assault or aggravation thereof; states in part that where defendant convicted of violent crime involving child or juvenile adjudged delinquent for any of above offenses and child's parent or legal guardian is present in court at time of sentencing/disposition hearing, "the parent or legal guardian upon his or her request shall have the right to address the court regarding the impact which the defendant's criminal conduct or the juvenile's delinquent conduct has had upon the child"; sets forth exceptions and conditions.

P.A. 86-876 amends Code of Criminal Procedure in ch. 38. EFFECTIVE JANUARY 1, 1990. Adds par. 114-4(1) (motion for continuance) "The court shall consider the age of the victim and the condition of the victim's health when ruling on a motion for a continuance."

P.A. 86-881 amends Unified Code of Corrections in ch. 38. EFFECTIVE JULY 1, 1990. Adds new par. 1005-4-3 that person convicted or placed on supervision for offense of sexual relations within families, or sexual assault/abuse or aggravation thereof, or attempt of those offenses, or is institutionalized as a sexually dangerous person, "shall, regardless of the sentence imposed, be required to submit specimens of blood and saliva to the Illinois Department of State Police [State Police]", provided such person is *inter alia* convicted of the named sex offenses or attempt thereof on or after July 1, 1990, and sentenced or placed on supervision for the offense, or ordered institutionalized as a sexually dangerous person on or after July 1, 1990 (pars. 1005-4-3(a), (a)(1), (a)(2)); "Any person required by [pars. 1005-4-3(a)(1), (2)] to provide specimens of blood and saliva shall be ordered by the court to have specimens of blood and saliva collected within 10 days after sentencing at a collection site designated by the [State Police]" (par. 1005-4-3(b)); the genetic marker grouping analysis obtained under this par. "shall be confidential and shall be released only" to all peace officers and prosecutorial agencies; other provisions.

P.A. 86-984 amends bail provisions in Code of Criminal Procedure in ch. 38. EFFECTIVE DECEMBER 13, 1989. Adds in three places in par. 110-2 (release on own recognizance) that accused will not pose danger to any person or the community and will comply with all conditions of bond and makes reference to contempt proceedings. Adds to par. 110-3 (issuance of warrant) "When a defendant is at liberty on bail or his own recognizance on a felony charge and fails to appear in court as directed, the court shall issue [an arrest warrant on which] shall be noted with a directive to peace officers to arrest *** and hold [the] person without bail and to deliver [him] before the court for further proceedings. A defendant who is arrested or surrenders within 30 days of the issuance of such warrant shall not be bailable in the case in question unless he shows by a preponderance of the evidence that his failure to appear was not intentional." Revises par. 110-4(b) (bailable offenses) in regard to person charged with death or life imprisonment offense by providing that he "shall not be bailable until a hearing is held wherein [he] has the burden of

demonstrating that the proof of his guilt is not evident and the presumption is not great." Substantially expands in par. 110-5(a) (determining amount of bail and conditions of release) matters court to take into account in determining bail and conditions: violence and threat thereof; corruption of public official or employee; physical harm or threat thereof to public officials or employees, juror, witness, senior citizen, child or handicapped person; during offense or arrest defendant possessed or used firearm, machine gun, explosive, etc.; offense based upon racial, religious, etc. hatred; likelihood of conviction and sentence thereon; motivation to flee; any verification of prior residence; if accused is foreign national, whether foreign government has extradition treaty with U.S., whether accused is subject of deportation proceedings; source of bail funds; drug possession, manufacture or delivery involvement; defendant currently on bond or release pending trial or sentence, appeal, or parole; previous conviction of misdemeanor or ordinance violation within 10 years or felony conviction; previous conviction elsewhere, amounting to a felony in Illinois, within last 20 years; adjudications of delinquency; defendant's refusal to identify himself or be fingerprinted. Adds in pars. 110-6(b), new subpar. (f) regarding bail revocation "Class 2 or greater offense under Controlled Substances Act or Cannabis Control Act", and in other par. 110-6 provisions: subpar. (a) requiring verified application to modify bail and where "court grants bail where it has been previously revoked or denied, the court shall state on the record *** the findings of facts and conclusion of law"; subpar. (e) "If the actual court before which the proceeding is pending is absent or otherwise unavailable another court may issue a warrant pursuant to this [par.]. When the defendant is charged with a felony *** and while free on bail is charged with a subsequent felony *** and is the subject of a [par. 109-1 or 109-3] proceeding, upon the [State's] filing of a verified petition alleging a [par. 110-10(a)(4)] violation, the court shall without prior notice to the defendant grant leave to file [a violation] application and shall order the transfer of the defendant and the application without necessary delay to the court before which the previous felony *** is pending for a hearing as provided in [par. 110-6(b)]. The defendant shall be held without bond pending transfer to and hearing before such court. At the conclusion of the hearing based on a violation of [par. 110-10] or any [ordered] special conditions of bail the court may order "increasing the amount of bail or alter the conditions"; subpar. (f)(2) providing for appointment of counsel for indigent defendant, for court's use of reliable information and admissibility of evidence if relevant and reliable regardless of its admissibility under criminal trial evidence rules, for non-entertainment by court of motion to suppress and non-relevance that evidence resulted from unlawful search, seizure or interrogation; subpar. (f)(3) allowing admission of finding or transcript of bail revocation hearing "for impeachment, or as provided in [par. 115-10.1] or in a perjury proceeding" but not in State's case in chief at trial; new subpar. (f)(5) regarding procedures where defendant on bail is arrested on warrant and brought before non-issuing court. Adds new par. 110-6.2 (post-conviction detention) providing that convicted defendant awaiting to be sentenced to be held without bond unless court finds by clear and convincing evidence that he can be released without fleeing or posing danger to society and that defendant sentenced to imprisonment not to be released on bond unless above conditions met plus appeal is not for delay purposes and raises substantial question of law or fact likely to result in reversal or new trial. Adds in pars. 110-7(d), (e) (bail deposit) reference to new par. 110-6.2 and in par. 110-7(f) "Bail bond deposited by or on behalf of a defendant in one case may be used, in the court's discretion, to satisfy financial obligations of that same defendant incurred in a different case due to a fine, court costs, restitution or fees of the defendant's attorney of record. The court shall not order bail bond deposited by or on behalf of a defendant in one case to be used to satisfy financial obligations of that same defendant in a different case until the bail bond is first used to satisfy court costs in the case in which the bail bond has been deposited."

Election Law

P.A. 86-873 amends election statutes. EFFECTIVE GENERALLY SEPTEMBER 8, 1989. This 50-page public act as reported in West's Illinois Legislative Service does *inter alia* the following. Creates the Fair Campaign Practices Act (ch. 46, new pars. 1101 thru 1107) that includes a Code of Fair Campaign Practices, a voluntary code to which candidates may subscribe, and if they do, they "will follow the basic principles of decency, honesty and fair play in order to encourage healthy competition and open discussion of issues and candidate qualifications and discourage practices which cloud the issues or unfairly attack opponents." Adds to Election Code in ch. 46 new pars. 23-1.1a thru 23-1.13a providing for procedures in Statewide election contests, including "The Supreme Court shall have jurisdiction over contests of the results of any election, including a primary, for an elected officer provided for in Article V of the Constitution and trustee for the University of Illinois, and shall retain jurisdiction throughout the course of such election contest"; defines duties of Supreme Court and Clerk of Supreme Court; Supreme Court to assign circuit judge to preside over recount or hearing who is to make recommendations to Supreme Court; sets filing fees and time limits; provides procedure if Supreme Court finds that it cannot constitutionally exercise jurisdiction under new procedures.

P.A. 86-875 amends Election Code in ch. 46. EFFECTIVE SEPTEMBER 8, 1989. This nearly 40-page public act as reported in West's Illinois Legislative Service amends *inter alia:* par. 7-12(1) (time for filing nominating petitions) by adding "Where a vacancy occurs in the office of Supreme, Appellate or Circuit Court Judge within the 3-week period preceding the 92nd day before a general primary election, petitions for nomination for the office in which the vacancy has occurred shall be filed in the principal office of the State Board of Elections

not more than 78 nor less than 71 days prior to the date of the general primary election"; par. 25-10 (circuit clerk vacancy) by adding "The Circuit Judges may appoint a Clerk Pro Tempore for whatever period is necessary while reviewing the qualifications of candidates for appointment to the office."

Environmental Law

P.A. 86-1018 creates Illinois Clean Indoor Air Act (ch. 111 1/2, pars. 8201 thru 8211). EFFECTIVE JULY 1, 1990. The thrust of this Act is found in this sentence: "No person shall smoke in a public place except in that portion of a public place which may be established and posted [as provided in this Act] as a smoking area"; violation is a petty offense. The Act defines "public place" (broad definition), "smoking," "unit of local government" and "State agency" (the latter definition is that in the Illinois Purchasing Act (ch. 127, par. 132.3(a)) which includes the judicial branch "other than the circuit court"); however, and interestingly, P.A. 86-1018 while defining "State agency" never uses the defined term). Provides for injunctive relief to enjoin violations, and preempts home rule power except as to smoking regulation ordinances passed before October 1, 1989.

Family Law

P.A. 86-403 amends statutes concerning termination of parental rights. EFFECTIVE AUGUST 30, 1989. Adds in ch. 23 to "An Act creating the Department of Children and Family Services ***" (DCFS) new par. 5035.2 "If a child has been found to be an abused minor under [ch. 37, pars. 804-8, 802-21] and the perpetrator of the abuse was the child's parent, and such parent has been convicted of aggravated battery of the child, and the child has been committed to [DCFS] for care and service under [ch. 37, pars. 805-7, 802-27] [DCFS] shall cause to be filed a petition seeking the termination of such parent's parental rights pursuant to [ch. 40, par. 1501 *et seq.*] or under [ch. 37, par. 802-29] and [DCFS] shall also seek placement of the child with suitable adoptive parents." Amends "Adoption Act" in ch. 40 by adding new par. 1501(1) (D)(q) (definition of unfit person) "a finding of physical abuse of the child under [ch. 37, pars. 804-8, 802-21] and a criminal conviction of aggravated battery of the child."

P.A. 86-493 amends "Adoption Act" (ch. 40, par. 1522) EFFECTIVE SEPTEMBER 1, 1989. Par. 1522 (records confidential) amended to require that "all adoption records" be impounded by circuit clerk in accordance with procedures in Supreme Court's general administrative order on recordkeeping.

P.A. 86-496 amends withholding order for support statutes in various Acts. EFFECTIVE SEPTEMBER 1, 1989. Appears to make same amendment in subpar. (J)(1) (penalties for failure to comply with withholding support order) in ch. 23 par. 10-16.2(J)(1) (Illinois Public Aid Code); in ch. 40, pars. 706.1(J)(1) (Illinois Marriage and Dissolution of Marriage Act), 1107.1(J)(1) (Non-support of Spouse and Children Act), 1226.1(J)(1) (Revised Uniform Reciprocal Enforcement of Support Act), 2520(J)(1) (Illinois Parentage Act of 1984): "Where a payor willfully fails to withhold or pay over income pursuant *to a properly served, specially certified* [valid] order for withholding *and any notice of delinquency* *** the obligee, public office or obligor, as appropriate, may file a complaint with the court against the payor. The clerk of the circuit court shall notify the obligee or public office, as appropriate, and the obligor and payor of the time and place of the hearing on the compliant. The court shall resolve any factual dispute including, but not limited to, a denial that the payor is paying or has paid income to the obligor. Upon a finding in favor of the complaining party, the court [upon due notice and hearing]: ***" (added language italisized, deleted language [bracketed]).

P.A. 86-522 amends various statutes in ch. 40 relating to family law. EFFECTIVE JANUARY 1, 1990. Adds in Illinois Marriage and Dissolution of Marriage Act in par. 710(c) (counties certified under pars. 709 thru 712 for child support enforcement program) that "if the payor properly files pleadings raising [visitation, custody, property or other matters] during the course of the child support hearing and the court finds that it has jurisdiction of such matters, the payee shall be granted the opportunity to obtain a continuance in order to secure representation for those other matters, and the court shall not delay entry of an appropriate support order pending the disposition of such other matters." Adds nearly same sentence in pars. 2518(b), (c) (right to counsel) of Illinois Parentage Act of 1984, "If visitation, custody, property or other matters are raised by a party and considered by the court in any proceeding under this Act , the court shall provide a continuance sufficient to enable the [mother or child [par. 2518(b)], defendant [par. 2518(c)]] to obtain representation for such matters." Amends par. 1508 (C) (report of investigation) in "Adoption Act" by deleting reference that report not to be part of record and providing instead, "The report shall be filed with the record of the proceeding. If the file relating to the proceeding is not impounded, the report shall be impounded by the clerk of the court and shall be made available for inspection only upon order of the court.

P.A. 86-855 amends Illinois Marriage and Dissolution of Marriage Act in ch. 40 EFFECTIVE SEPTEMBER 8, 1989. Subdivides par. 607(b) (grandparent visitation) into subpars. and adds new provisions in doing so. Adds in subpar. (b)(1) that except as provided in subpar. (b)(2) petition for (great) grandparent visitation privileges may be filed any time and regardless of whether parent through whom grandparent is related to child is living, no proceeding for dissolution, etc. is pending or has been concluded between parents of child, no custody proceeding involving child is pending or has been concluded, parents of child were never married, or upon showing by affidavit that grandparents have been denied visitation. Adds in subpar. (b)(2) that visitation petition shall not be filed under subpar. (b) by parents or grandparents of putative father if putative father's paternity has not been legally established and may not be filed

under subpar. (b) if child who is subject of petition has been voluntarily surrendered by parent (some exception), or has been previously adopted by individual who is not related to child's biological parents or is the subject of a pending adoption petition by individual who is not related to child's biological parents. Adds subpar. (b)(4) "When one parent is deceased, the surviving parent shall not interfere with the visitation rights of the grandparents."

P.A. 86-917 amends Illinois Marriage and Dissolution of Marriage Act in ch. 40. EFFECTIVE SEPTEMBER 11, 1989. Amends par. 607(b) (visitation) in relevant part as follows (new language italisized, deleted language [bracketed]), "The court may grant reasonable visitation privileges to a grandparent, [or] great-grandparent, *or sibling* of any minor child upon *petition to the court by* the *grandparent[s']* or *great-grandparent[s'] or on behalf of the sibling* [petition to the court], with notice***"

Human Rights Act

P.A. 86-262 amends Illinois Human Rights Act (ch. 68, par. 7-104). EFFECTIVE JANUARY 1, 1990. Adds new par. 7-104(b) (expedited proceedings) which allows complainant or Department of Human Rights at complainant's request to petition circuit court for expedited proceedings by Department or Human Rights Commission; such petitions to take precedence on court's call and "expedited in every way"; if court determines complainant likely to die before termination of proceedings under Act, court may order proceedings expedited; sets forth how proceedings in Department or Commission can be shortened when court orders expedited proceeding.

Judges

P.A. 86-786 amends various statutes concerning number of judges. EFFECTIVE SEPTEMBER 6, 1989. Amends "Appellate Court Act" (ch. 37, par. 25) by increasing number of elected appellate judges in 3rd judicial district from 4 to 6 and in Cook County from 18 to 24 (to be first filled in Cook County at 1992 general election), by creating in Cook County five subdistricts (based upon 1990 census) from which two appellate judges each (total of 10) are to be elected and are to reside, by providing formula for allocating 10 appellate judgeships to subdistricts, and by providing conditions for filling certain appellate vacancies by appointment. Amends "Circuit Courts Act", "Judicial Vacancy Act" and "Associate Judges Act" in ch. 37 as they pertain to Cook County Circuit: reduces by attrition number of population formula associate judges by 55 (new par. 160.2(b)) and transmutes said 55 associate judgeships into 10 countywide circuit judgeships (increasing countywide circuit judgeships from 94 to 104) and into 45 subcircuit resident circuit judgeships (increasing resident circuit judgeships from 83 to 128 plus 7 new additional resident circuit judgeships to be first filled in 1992 general election, for total of 135 resident circuit judges) (pars. 72.2, 72.42, 160.2); creates 15 subcircuits (based on 1990 census) each of which will ultimately elect 9 resident circuit judges who must be elected from and continue to reside in subcircuit, and provides formula for allocation of resident circuit judgeships to subcircuits (new par. 72.2e). Amends Election Code (ch. 46, par. 7-10(h)) by adding that 500 signatures on judicial nominating petition to be from electors in candidate's subdistrict or subcircuit as case may be.

Judicial Branch Fiscal Auditing

P.A. 86-936 creates the Fiscal Control and Internal Auditing Act (ch. 15, pars. 1001 thru 3004). EFFECTIVE JANUARY 1, 1990. The public act repeals the Internal Auditing Act (ch. 127, pars. 136.1 thru 136.5) and provides in the new Act a program of internal auditing, program requirements, required internal controls, etc. for "designated State agencies" and "State agencies", defining those terms; insofar as the new Act is applicable to the judicial branch of government, it states the Supreme Court "will establish" by its rulemaking authority or by administrative order "a full-time program of internal auditing of State-funded activities of the judicial branch" and "procedures to annually assess the adequacy of internal controls for State-funded activities of the judicial branch", both of which are to be consistent with the intent of the new Act.

Jury List

P.A. 86-491 amends "Jurors Act" and "Jury Commissioners Act". EFFECTIVE JULY 1, 1990. Amends pars. in ch. 78 as follows: in par. 1 requires county board to compile jury list from both list of legal voters and list of driver's license holders, avoiding duplication of names; in par. 1(a) provides that furnishing of driver's license list to be to county board or "Administrative Office of the Illinois Courts" (AOIC) and such list shall additionally contain date of license issue; in new par. 1(b) provides that pursuant to Supreme Court rules AOIC shall accomplish "the combination of the lists of registered voters and driver's license holders"; in par. 2 adds U.S. citizenship to juror qualifications; in par. 25 requires jury commissioners except in Cook County to prepare jury list from both registered voter's list and driver's license list, the latter list to be sent to jury commissioners or AOIC.

Juvenile Court Act

P.A. 86-275 amends Juvenile Court Act of 1987 (ch.37, par. 802-3(1)). EFFECTIVE JANUARY 1, 1990. Adds to definition of neglected minor any newborn infant whose blood or urine contains any amount of controlled substance defined in ch. 56 1/2, par. 1102(f) or metabolite of controlled substance the presence of which in the infant is a result of medical treatment to the mother or infant.

P.A. 86-669 amends Intergovernmental Cooperation Act in ch. 127. EFFECTIVE JANUARY 1, 1990. Adds new par. 743.7 allowing 2 or more contiguous counties, by county board ordinance plus intergovernmental agreement, to form a "Regional Juvenile Detention Authority to coordinate the construction of a Regional Juvenile Detention Facility"; Authority

board to consist of each county's county board chairman, sheriff and state's attorney.

Local Governmental Employees' State Health Insurance

P.A. 86-978 amends State Employees Group Insurance Act of 1971 in ch.127. EFFECTIVE JULY 1, 1990. Adds new par. 530(i): "Any unit of local government within [Illinois] may apply to the Director [of the Illinois Department of Central Management Services] to have its employees, annuitants, and their dependents provided group health coverage under this Act on a non-insured basis. To participate, a unit of local government must agree to enroll all of its employees and pay the entire cost of providing such coverage for its employees. A participating unit of local government may also elect to cover its annuitants. Dependent coverage shall be offered on an optional basis, with the costs paid by the unit of local government, its employees, or some combination of the two ***. The unit of local government shall be responsible for timely collection and transmission of dependent premiums ***." New par. 523(s) defines "unit of local government" as "any county, municipality, township, school district, special district or other unit, designated as a unit of local government by law ***." Other provisions provided.

Mental Health Law

P.A. 86-922 amends various mental health statutes in ch. 91 1/2. EFFECTIVE SEPTEMBER 12, 1989. Amends Mental Health and Developmental Disabilities Code by lowering age of minor from 14 to 12 years or older who may request outpatient counseling/psychotherapy and limiting outpatient care of not more than 5 sessions to minor under 17 years of age (par. 3-501(a) and by providing in par. 3-510 "(a) The court shall disapprove the admission and order the minor discharged if it determines that the minor ***, *or if it determines* he cannot benefit ***, *or if it determines* [and] that a less restrictive alternative is appropriate. *If any of these 3 conditions is met,* [only if all 3 of these conditions are met may] the court *shall* order the minor discharged *from hospitalization. (b) If, however, the court finds that the minor does have a mental illness or an emotional disturbance for which the minor is likely to benefit from hospitalization, but that a less restrictive alternative is appropriate, the court may order alternative treatment pursuant to"* par. 3-812. "(c) Unless the court orders the discharge of the minor, the court shall authorize ***" (added language italisized, deleted language [bracketed]). Amends "Dept. of Mental Health and Developmental Disabilities Act" by adding new par. 100-31a (computer records) providing that Dept. computer printout records certified by Director are admissible into evidence in any legal proceeding and are prima facie proof of correctness of entries therein.

Pension Code

P.A. 86-272 amends Illinois Pension Code. EFFECTIVE AUGUST 23, 1989. Amends Judges Retirement System in ch. 108 1/2 by adding in par. 18-112(g) (definition of service) judge who served as home rule commission executive director, assistant Chicago corporation counsel or employee of Cook County Treasurer, and increases amount of prior nonjudicial service that may be credited to judicial pension from 6 to 10 years; adds in Judges Retirement System new par. 18-112.3 that judge who elects to continue participation in General Assembly Retirement System (par. 2-117.1) need not participate in judges pension system but may, when terminating participation in legislative pension system, transfer credits to judges pension system upon payment of additional amounts and interest. Amends pension code's Social Security Enabling Act (ch. 108 1/2, par. 21-115) by allowing payment out of State Social Security Contribution Fund to U.S. Treasury Secretary for Social Security contributions for nonpayroll earnings received by court reporters between Jan. 1, 1977 and Dec. 31, 1986 and for payment of remainder of employer's share to General Revenue Fund.

P.A. 86-273 amends Illinois Pension Code. EFFECTIVE AUGUST 23, 1989. This is an omnibus Act of nearly 100 pages as reported in West's Illinois Legislative Service which amends the pension code including provisions affecting judges and official court reporters. Adds to State Employees' Retirement System in ch. 108 1/2 new par. 14-108(k) (amount of retirement annuity) which increases court reporters' pension: "In the case of a member who has at least 10 years of creditable service as a court reporter, the retirement annuity for service as a court reporter shall be 2.2% of final average compensation for each year of such service as a noncovered employee, and 1.5% of final average compensation for each year of such service as a covered employee." Amends Judges Retirement System in ch. 108 1/2: adds in par. 18-112 (service) that judge who retired before January 26, 1988 and whose pension began after January 1, 1988 may establish credit for service as a public defender upon satisfying certain conditions; new par. 18-112.3 (service credit for elected or appointed village official) allows judge having at least 6 years service in System to establish credit in System for time on village board of trustees or zoning appeals upon satisfying certain conditions; par. 18-125(b) (retirement annuity amount) bases pension of judge who retires after June 30, 1982 and before January 1, 1990 on average salary for final year, and on salary of last day of employment as judge if judge retires on or after January 1, 1990; adds in par. 18-125.1 (automatic increase in retirement annuity) "Beginning January 1, 1990, all automatic annual increases payable under this [par.] shall be calculated as a percentage of the total annuity at the time of the increases ***"; adds new par. 18-128.01(f) (amount of survivor's annuity) "Beginning January 1, 1990, every survivor's annuity shall be increased on each January 1 occurring on or after the first anniversary of the commencement of the annuity, by an amount equal to 3% of the

current amount of the annuity, including any previous increases ***"; adds new par. 18-128.3 (required distribution) concerning distribution of survivor's annuity to person eligible but who has not reached age 50, when required by federal law (other related provisions); par. 18-129(d) (refund of contributions — repayment) amended by adding death as reason for refund of contributions for survivor's annuity, and new par. 18-129(f) added dealing with full credit for survivor's annuity upon marriage or remarriage (new par. 18-129(f) appears to be transferred from par. 18-133 (financing — employee contributions)); amends par. 18-131 (financing — employer contributions) by adding provision increasing State's contributions over 7 years to meet certain funding levels of System under "credit actuarial cost method"; deletes in pars. 18-140, 18-152 technical reporting or certification requirements by board of trustees and actuary; amends par. 18-153 (duties of treasurer) by requiring Treasurer to temporarily invest funds which have not yet been transferred to board of investment and credit interest earned thereon to System; rewrites par. 18-161 (annuities, etc. — exempt) making pension funds not subject to alienation or assignment and declaring rewrite is clarification of existing law and indication of previous intent.

Post-Conviction Hearing Act

P.A. 86-318 amends Post-Conviction Hearing Act (ch. 38, par. 121-13). EFFECTIVE JANUARY 1, 1990. Adds par. 121-13(d) that attorney appointed by Supreme Court to provide post-conviction representation to indigent defendant following affirmance of his death sentence on direct appeal may submit bill for attorney fees to State Appellate Defender who shall pay such fees in accordance with SAD's rules and from appropriation for this purpose.

P.A. 86-655 amends Post-Conviction Hearing Act in ch. 38. EFFECTIVE JANUARY 1, 1990. Amends par. 122-2.1(a) by subdividing par. into two subsections, thereby in subpar. (a)(2) making par. 122-2.1 procedures (summary dismissal of frivolous post-conviction petition) only applicable to petitioners sentenced to imprisonment, but providing in subpar. (a)(1) "If the petitioner is under sentence of death and is without counsel and alleges that he is without means to procure counsel, he shall state whether or not he wishes counsel to be appointed to represent him. If appointment of counsel is so requested, the court shall appoint counsel if satisfied that the petitioner has no means to procure counsel."

Probate Act

P.A. 86-605 amends Probate Act in ch. 110 1/2. EFFECTIVE JANUARY 1, 1990. Amends par. 11a-20 (termination of disability adjudication — revocation letters — modification) by requiring clear and convincing evidence of ward's capacity to care for self or manage his estate in order to terminate disability adjudication, revoke guardianship letters or modify guardian's duties; expands communication to judge/court to include phone call or visit from ward or person acting on ward's behalf for judge to appoint guardian *ad litem* to investigate and report to court about communication request and to learn if ward wishes to terminate, revoke or modify guardianship order; notice of hearing under this par. to be given to each and every guardian to whom letters issued and not revoked.

Sheriffs Fees

P.A. 86-516 amends "Sheriffs Fee Act" (ch. 53, par. 37). EFFECTIVE JANUARY 1, 1990. Permits county boards except in Cook County to increase by ordinance sheriffs fees beyond those stated in par. 53; however, such a fee increase may be collected from "all persons and entities other than officers, agencies, departments and other instrumentalities of the State"; maximum fees to be collected from State instrumentalities are those fees allowed in par. 53; for county board to increase fees, must be a cost study and other stated justifications.

Vehicle Code and DUI

P.A. 86-149 amends various statutes concerning motor vehicle liability insurance. EFFECTIVE AUGUST 11, 1989. Adds par. 1005-6-1(f) in ch. 38 that disposition of supervision is unavailable to person charged with violating par. 3-707, 3-708 or 3-710 of ch. 95 1/2 or similar ordinance if he within last 5 years has been convicted for or assigned supervision for violation of par. 3-707, 3-708 or 3-710 of ch. 95 1/2. Amends various pars. in ch. 95 1/2, including *inter alia* these pars.: in par. 3-707 (penalty provision for operation of uninsured motor vehicle) penalty is fine exceeding $500 but not more than $1,000; in par. 3-708 (operation of vehicle when registration suspended for noninsurance) maximum fine penalty is $2,000; in new par. 3-711 requires court clerk to send to Secretary of State within 10 days report of conviction or supervision order when person convicted of or placed on supervision for violation of par. 3-707, 3-708 or 3-710, and if accused fails to appear in court, par. 6-306.3 or 6-306.4 applies; in par. 6-306.3 (license as bail) excepts pars. 3-707, 3-708 and 3-710 charges from those for which only license as bail may be posted and provides instead that license and cash deposit may be posted; in par. 6-306.4(b) (procedures for out of State residents) adds pars. 3-707, 3-708, 3-710 to those eligible for bail under Supreme Court rules; adds new par. 7-609 (exemption for certain religious organizations); adds new par. 7-610 conferring immunity upon government officials and employees in administration and enforcement of par. 7-601 (required liability insurance policy); repeals par. 3-709 (refusal to display insurance card).

P.A. 86-549 amends Illinois Vehicle Code in ch. 95 1/2. EFFECTIVE JANUARY 1, 1990. Among the amendments made is in par. 7-307 (courts to report nonpayments of judgment) that court clerk (or judge if court has no clerk) to forward to Secretary of State "on a form prescribed by the Secretary" the record of damage judgment which required suspension of driver's license in name of judgment debtor.

P.A. 86-609 amends Illinois Vehicle Code in ch. 95 1/2. EFFECTIVE JULY 1, 1991. Adds new par. 6-306.6 (failure to pay traffic fines and court costs) providing that when Illinois resident fails to pay any traffic fine and cost imposed for violation of this Code or similar ordinance, the court "may" notify Secretary of State on SOS form and SOS "shall prohibit" renewal, reissue or reinstatement of such person's driving license until the fine and cost have been fully paid, and court to notify driver that such action will be effective on 46th day following notice if full payment not received by court; that when previously reported unpaid fine and cost is fully paid, court clerk to give driver signed, court-sealed receipt indicating full payment and to forward to SOS notice that fine and cost fully paid; that par. 6-306.6 limited to a "single action per arrest and as a post conviction measure only" and not applicable to supervision order fines and costs or "other available court diversions"; that SOS not required to give driver notice of disallowance of license renewal, etc. because SOS has received court report under par. 6-306.6.

VIII
JUDICIAL OFFICERS OF THE STATE OF ILLINOIS

THE JUDICIAL DISTRICTS OF ILLINOIS SUPREME AND APPELLATE COURTS

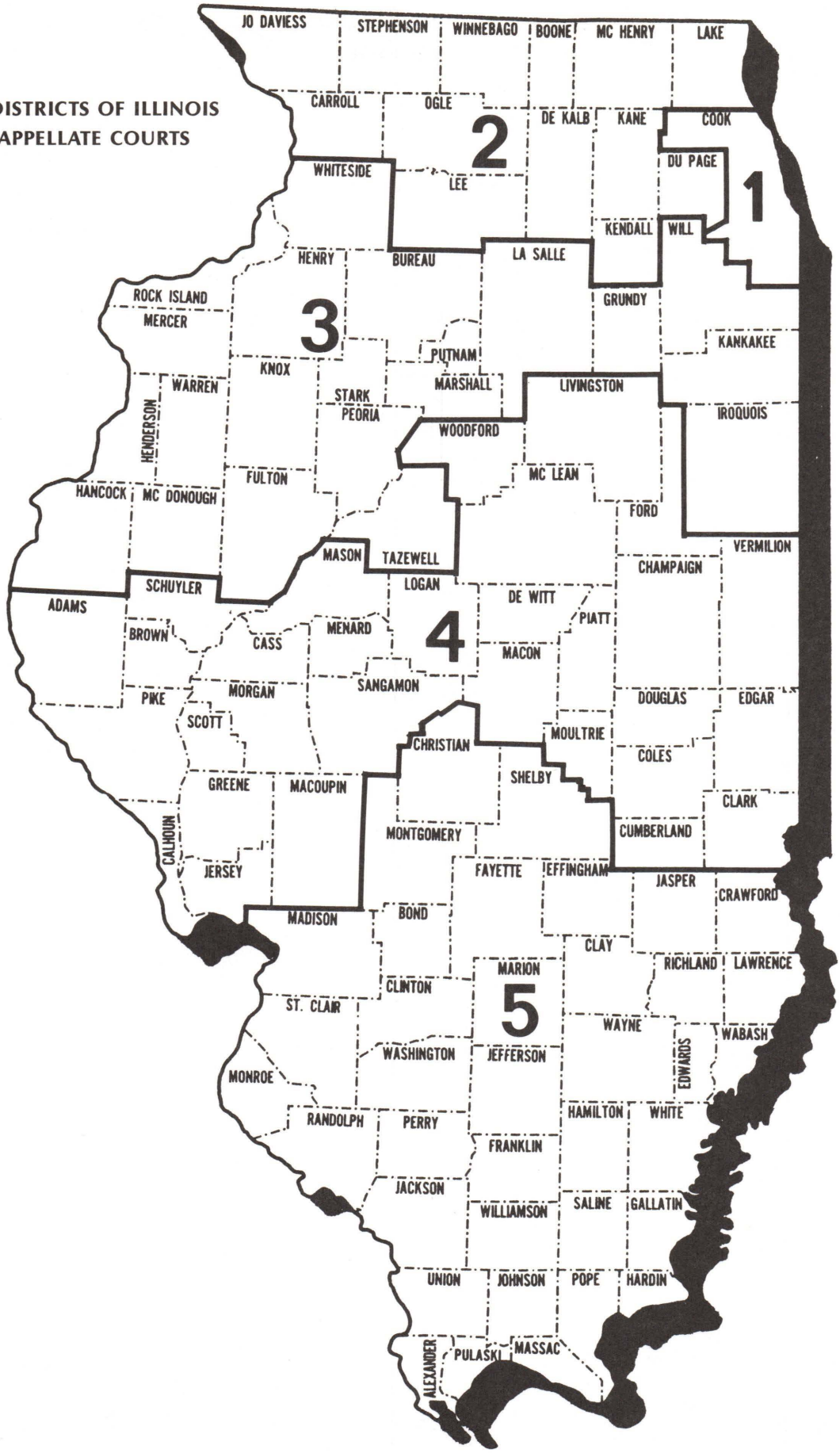

JUSTICES OF THE SUPREME COURT OF ILLINOIS

(December 31, 1989)

FIRST DISTRICT

William G. Clark
Chicago

John J. Stamos
Chicago

Daniel P. Ward
Chicago

SECOND DISTRICT

Thomas J. Moran
Lake Forest

THIRD DISTRICT

Howard C. Ryan
Tonica

FOURTH DISTRICT

Benjamin K. Miller
Springfield

FIFTH DISTRICT

Horace L. Calvo
Edwardsville

JUDGES OF THE APPELLATE COURT OF ILLINOIS

(December 31, 1989)

FIRST DISTRICT

First Division
Robert C. Buckley
Calvin C. Campbell
Blanche M. Manning
John M. O'Connor, Jr.*

Second Division
Michael A. Bilandic
Gino L. DiVito***
Allen Hartman
Anthony Scariano

Third Division
David Cerda***
Charles E. Freeman
Dom J. Rizzi
William S. White

Fourth Division
Mel R. Jiganti
Glenn T. Johnson
David Linn
Mary Ann McMorrow

Fifth Division
Michel A. Coccia
Joseph Gordon**
Francis S. Lorenz
James C. Murray***

Sixth Division
Edward J. Egan
Rosemary D. LaPorta***
Daniel J. McNamara
Thomas R. Rakowski***

SECOND DISTRICT

Marvin D. Dunn
Fred A. Geiger***
Lawrence D. Inglis
Robert D. McLaren
Philip G. Reinhard
George W. Unverzagt
Alfred E. Woodword*

THIRD DISTRICT

Tobias Barry
James D. Heiple
Albert Scott*
Allan L. Stouder
William B. Wombacher

FOURTH DISTRICT

Frederick S. Green
James A. Knecht
Carl Albert Lund
John T. McCullough
Joseph R. Spitz***
Robert J. Steigmann***

FIFTH DISTRICT

Charles W. Chapman
Richard P. Goldenhersh
Moses W. Harrison, II
Robert H. Howerton
Henry Lewis*
Philip J. Rarick
Thomas M. Welch

* Retired Appellate Recalled
** Retired Recalled & Assigned
*** Circuit Assigned

INDUSTRIAL COMMISSION DIVISION

	Principal	Alternate
1st District	Daniel J. McNamara	Charles E. Freeman
2nd District	Alfred E. Woodward	William R. Nash
3rd District	Tobias Barry*	James D. Heiple
4th District	John T. McCullough	Joseph R. Spitz
5th District	Henry Lewis	Philip J. Rarick

*Selected as Presiding Judge by Members

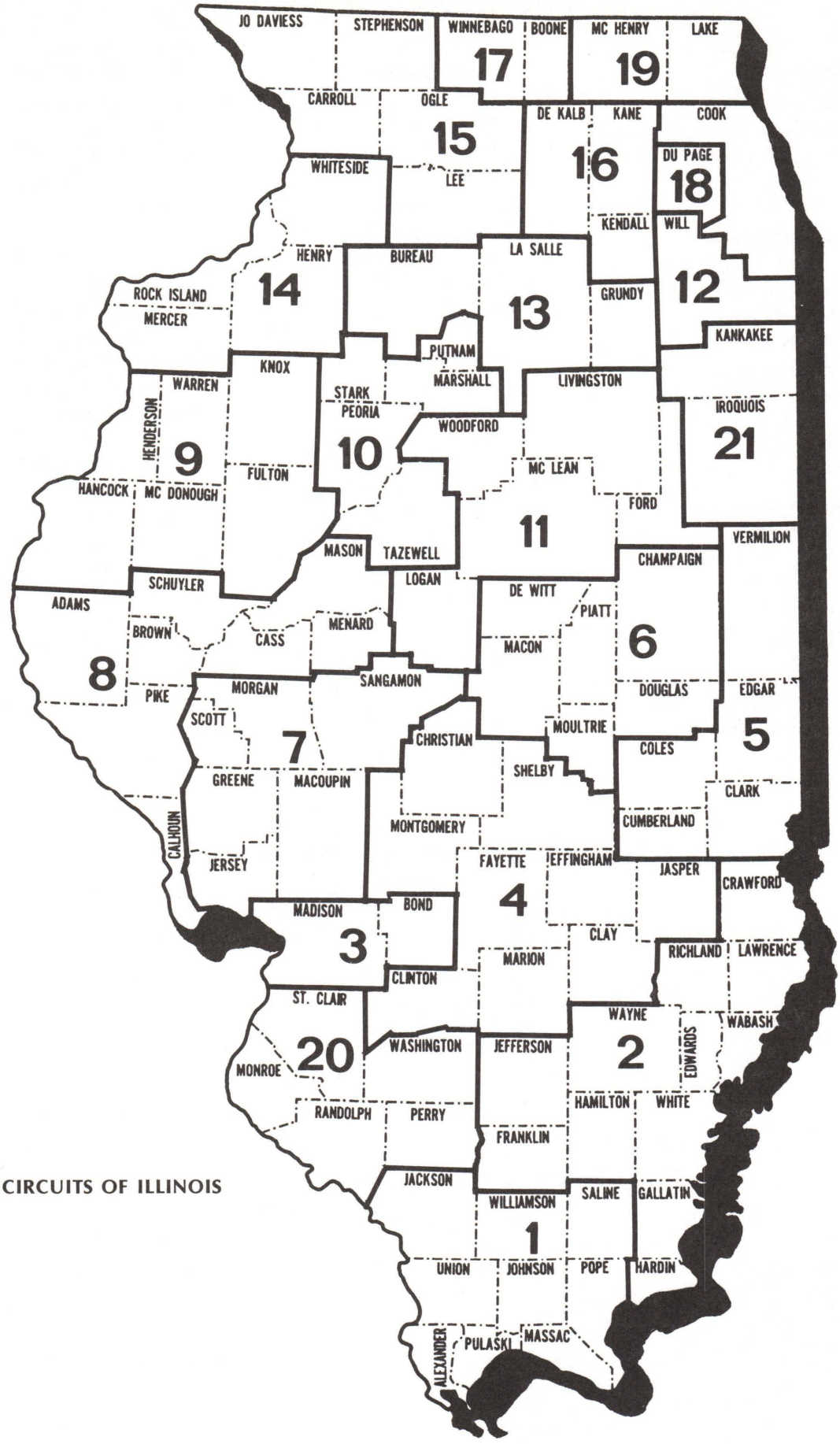

JUDICIAL CIRCUITS OF ILLINOIS

CIRCUIT COURT JUDICIAL OFFICERS OF ILLINOIS

(December 31, 1989)

COOK COUNTY

Circuit Judges

Harry G. Comerford, Chief Judge

Wayne R. Andersen
Earl Arkiss
Martin C. Ashman
James M. Bailey
Peter Bakakos
Miriam D. Balanoff
Ronald J. P. Banks
Frank W. Barbaro
Francis Barth
Carole K. Bellows
Vincent Bentivenga
Christy S. Berkos
Richard B. Berland
Edwin M. Berman
Walter B. Bieschke
Robert V. Boharic
Anthony J. Bosco
Everette A. Braden
John M. Breen, Jr.
Martin F. Brodkin
Philip L. Bronstein
Clarence Bryant
Henry A. Budzinski
Jerome T. Burke
Edward R. Burr
Bernard Carey
Philip J. Carey
Thomas P. Cawley
David Cerda**
Michael C. Close
Irwin Cohen
William Cousins, Jr.
Ronald J. Crane
John W. Crilly
John J. Crown
Richard L. Curry
Robert E. Cusack
Michael F. Czaja
Barbara J. Disko
Gino L. DiVito**
Cornelius F. Dore, Jr.
Arthur L. Dunne
Charles J. Durham
Thomas P. Durkin
Morton C. Elden*
Glynn J. Elliott, Jr.
Richard J. Elrod
Paul F. Elward
Robert D. Ericsson
Hyman Feldman*
Edward G. Finnegan
Thomas R. Fitzgerald
Kathy M. Flanagan
Thomas E. Flanagan
Philip A. Fleischman*
Lester D. Foreman
Allen A. Freeman
Michael J. Gallagher
Marion W. Garnett
James A. Geocaris
Michael Brennan Getty
Louis J. Giliberto
Kenneth L. Gillis
Francis W. Glowacki
Myron T. Gomberg
Leonard R. Grazian
Albert Green
Alan J. Greiman
Patrick S. Grossi
Charles J. Grupp
John W. Gustafson
Sophia H. Hall
Arthur N. Hamilton
Curtis Heaston
Thomas J. Heneghan
Thomas A. Hett
James J. Heyda
Edward C. Hofert
Thomas E. Hoffman
Michael J. Hogan
Leo E. Holt
Mary Heftel Hooton
John N. Hourihane
Aaron Jaffe
Mel R. Jiganti**
Eddie C. Johnson
Sidney A. Jones, III
Michael S. Jordan
Richard H. Jorzak
Donald E. Joyce
Aubrey F. Kaplan
Themis N. Karnezis
John T. Keleher
Daniel J. Kelley
Michael J. Kelly
Herman Knell
Marilyn R. Komosa
Walter J. Kowalski
Franklin I. Kral
Rosemary D. LaPorta**
Willard J. Lassers
Jerome Lerner
Ian H. Levin
Leonard L. Levin
David G. Lichtenstein
Daniel J. Lynch
Robert G. Mackey
Benjamin S. Mackoff
Francis J. Mahon
Thomas J. Maloney
Edward H. Marsalek
Carl McCormick
Lester D. McCurrie
John A. McElligott*
Paddy H. McNamara
Jill K. McNulty
Howard M. Miller
Angelo D. Mistretta
Anthony S. Montelione
Loretta Hall Morgan
John E. Morrissey
Gerald S. Murphy
James E. Murphy
James C. Murray**
Benjamin Nelson*
Richard E. Neville
Odas Nicholson
Irving R. Norman
Benjamin E. Novoselsky

* Retired Recalled
** Circuit Assigned

Stuart A. Nudelman
Thomas J. O'Brien
Donald P. O'Connell
Margaret G. O'Malley*
Frank Orlando
Romie J. Palmer
Edward E. Plusdrak*
Albert S. Porter
William P. Prendergast
James S. Quinlan, Jr.
Thomas P. Quinn
Thomas R. Rakowski**
Ellis E. Reid
Monica D. Reynolds
Ronald C. Riley
John W. Rogers
Gerald L. Sbarboro
Stephen A. Schiller
Joseph Schneider

Anthony J. Scotillo
David J. Shields
Harold A. Siegan
Shelvin Singer
Frank M. Siracusa
Robert L. Sklodowski
Dean J. Sodaro
Irwin J. Solganick
Pasquale A. Sorrentino
Jack G. Stein
Earl E. Strayhorn
Arthur A. Sullivan*
Harold W. Sullivan
James E. Sullivan
Fred G. Suria, Jr.
Alfred B. Teton*
Mary Jane Theis
Lucia T. Thomas
Mary M. Thomas

Michael P. Toomin
Raymond E. Trafelet*
John P. Tully
Anton J. Valukas
John V. Virgilio
Eugene L. Wachowski*
Alfred T. Walsh
Daniel S. Weber
Louis A. Wexler*
Claude E. Whitaker
Alexander P. White
Daniel J. White
Willie Mae Whiting
James H. Williams
Warren D. Wolfson
Stephen R. Yates
James A. Zafiratos
George J. Zimmerman

* Retired Recalled
** Circuit Assigned

Associate Judges

John J. Ahern
Charles A. Alfano
Sam L. Amirante
Harry B. Aron
Reginald H. Baker
Charles I. Barish
Ronald F. Bartkowicz
Robert P. Bastone
John J. Beatty
Consuelo E. Bedoya
John M. Berry
Peter Bianco, Jr.
Janice L. Bierman
Michael B. Bolan
Lester A. Bonaguro
John E. Bowe
Preston L. Bowie, Jr.
John D. Brady
Gary L. Brownfield
Harry R. Buoscio
Robert Cahill
Eugene E. Campion
Brent F. Carlson
Lawrence W. Carroll
Joseph N. Casciato
Donna L. Cervini
George Z. Chrones
Carl J. Cipolla

Judith N. Cohen
George W. Cole
Thomas J. Condon
Maureen E. Connors
Mary M. Conrad
Joan M. Corboy
Peter F. Costa
Jacqueline P. Cox
Rosaland M. Crandell
Abishi C. Cunningham
Ronald S. Davis
Frank DeBoni
Julia Quinn Dempsey
Dennis A. Dernbach
Grace G. Dickler
John J. Divane
James G. Donegan
David Donnersberger
Loretta C. Douglas
Richard E. Dowdle
James D. Egan
David A. Erickson
Edward M. Fiala, Jr.
Howard L. Fink
John M. Flaherty
James P. Flannery, Jr.
Lawrence P. Fox
Paul T. Foxgrover

Margaret J. Frossard
Nello P. Gamberdino
Sheldon C. Garber
Sheldon Gardner
Jerome Garoon
Edwin A. Gausselin
Marvin E. Gavin
Francis A. Gembala
Will E. Gierach
Daniel T. Gillespie
Rene Goier
Gilbert J. Grossi
Perry J. Gulbrandsen
Calvin H. Hall
R. Morgan Hamilton
Joseph W. Handy
James L. Harris
Miriam E. Harrison
James F. Henry
William J. Hibbler
Ronald A. Himel
Earl B. Hoffenberg
Dennis M. Horan
Ann Houser
Cornelius J. Houtsma, Jr.
Arthur L. Janura, Jr.
Evelyn F. Johnson
Sandi G. Johnson-Speh

Pamela G. Karahalios
Howard R. Kaufman
Richard A. Kavitt
Richard S. Kelly
William A. Kelly
Carol A. Kipperman
Randye A. Kogan
Robert J. Kowalski
Thaddeus L. Kowalski
Robert W. Krop
Lambros J. Kutrubis
Richard A. LaCien
Bertina E. Lampkin
John G. Laurie
Charles C. Leary
Mitchell Leikin
Philip S. Lieb
James B. Linn
Clarence S. Lipnick
Daniel M. Locallo
Charles M. Loverde
Joseph M. Macellaio
John K. Madden
Ronald E. Magnes
Jeffrey A. Malak
John J. Mannion
Wendell P. Marbly
Charles M. May
John F. McBride
Margaret K. McBride
Brendan J. McCooey
James P. McCourt
Martin E. McDonough
Patrick E. McGann
Clifford L. Meacham
James J. Meehan
Frank W. Meekins
Daniel R. Miranda
Matthew J. Moran
J. Patrick Morse
James V. Murphy, II
Michael J. Murphy
Sheila M. Murphy
Michael J. Murray
Robert F. Nix
Julia M. Nowicki
Daniel J. O'Brien
John T. O'Donnell
Ronald W. Olson
Jerome M. Orbach
Marcia B. Orr
Donald D. Panarese
Alfred J. Paul
Saul Anthony Perdomo
Arthur C. Perivolidis
Nicholas T. Pomaro
Michael J. Pope
Charles E. Porcellino
Dennis J. Porter
Paul P. Preston
Francis J. Reilly
Robert R. Retke
Ralph Reyna
Wayne D. Rhine
Edwin J. Richardson
D. Adolphus Rivers
Gerald T. Rohrer
Joseph H. Romano
Arthur Rosenblum
George W. Rothschild
Marvin H. Ruttenberg
John R. Ryan
Stanley J. Sacks
Norman Sands
Howard T. Savage
James M. Schreier
Harvey Schwartz
John J. Scotillo
Ann O'Laughlin Scott
Michael F. Sheehan, Jr.
Paul M. Sheridan
Philip M. Sheridan
Robert M. Smierciak
James G. Smith
Susan Snow
John M. Sorrentino
Leslie E. South
Bernard R. Spak
Stewart D. Spitzer
Oliver M. Spurlock
James F. Stack
Marjan P. Staniec
Michael W. Stuttley
Thomas R. Sumner
Karen T. Tobin
Morris Topol
Thomas M. Tucker
Joseph J. Urso
John A. Ward
William F. Ward, Jr.
John A. Wasilewski
Cyril J. Watson
Jack Arnold Welfeld
Daniel G. Welter
Gene Wilens
Walter M. Williams
Gerald T. Winiecki
William S. Wood
Leo F. Wrenn
Willie B. Wright
Thomas J. Wynn
Nicholas S. Zagone
Michael C. Zissman

FIRST CIRCUIT

Circuit Judges

William A. Lewis, Chief Judge

Donnie Dickey Bigler
Terry J. Foster
John P. Gilbert
Thomas W. Haney
Michael J. Henshaw
Snyder Howell
Donald Lowery
Paul S. Murphy
George M. Oros
Richard E. Richman
Stephen L. Spomer
David W. Watt, Jr.
James R. Williamson

Associate Judges

Arlie O. Boswell, Jr.
Rodney A. Clutts
C. David Nelson
William G. Schwartz
William Henry Wilson

SECOND CIRCUIT

Circuit Judges

Terrence J. Hopkins, Chief Judge

Larry O. Baker
Philip B. Benefiel
David M. Correll
Don A. Foster
Donald E. Garrison
Robert S. Hill
Robert M. Keenan, Jr.
Lehman D. Krause
Loren P. Lewis
John I. Lundmark
Patrick F. McLaughlin
Thomas H. Sutton
David L. Underwood
James M. Wexstten

Associate Judges

Leo T. Desmond
James V. Hill
Bruce D. Irish
George W. Timberlake

THIRD CIRCUIT

Circuit Judges

Charles V. Romani, Jr., Chief Judge

Nicholas G. Byron
John L. DeLaurenti
Edward C. Ferguson
Phillip J. Kardis
A. Andreas Matoesian
George J. Moran, Jr.
P. J. O'Neill
Paul E. Riley

Associate Judges

Ellar Duffwilliams
Wendell Durr
George Filcoff
Robert P. Hennessey
Jonathan Isbell
J. Lawrence Keshner
Gordon E. Maag
Lola P. Maddox
Michael J. Meehan
Daniel J. Stack

FOURTH CIRCUIT

Circuit Judges

Michael R. Weber, Chief Judge

Richard H. Brummer
Edward C. Eberspacher
Joseph L. Fribley
Authur G. Henken
Dennis M. Huber
William D. Kelly
Vernon L. Plummer, II
David L. Sauer
Steven P. Seymour
Rolland F. Tipsword
William R. Todd

Associate Judges

John P. Coady
James R. Harvey
Mark M. Joy
Harold H. Pennock, III
David W. Slater
Robert F. A. Stocke

FIFTH CIRCUIT

Circuit Judges

Ralph S. Pearman, Chief Judge

Thomas J. Fahey
Rita B. Garman

Paul C. Komada
John P. O'Rourke
Richard E. Scott

Joseph R. Spitz*
Ashton C. Waller, Jr.

* Circuit Assigned

Associate Judges

H. Dean Andrews
David G. Bernthal

Gary W. Jacobs

Joseph C. Moore, II
Joseph P. Skowronski, Jr.

SIXTH CIRCUIT

Circuit Judges

Rodney A. Scott, Chief Judge

John L. Davis
Dan L. Flannell
John K. Greanias

Harold L. Jensen
Frank W. Lincoln
George S. Miller
Jerry L. Patton

Stephen H. Peters
John P. Shonkwiler
Robert J. Steigmann*

* Circuit Assigned

Associate Judges

Harry E. Clem
John R. De La Mar
Scott B. Diamond
Jeffery B. Ford

Paul M. Francis
James A. Hendrian
Theodore E. Paine

Donald R. Parkinson
Arthur F. Powers, Jr.
Warren A. Sappington
John G. Townsend

SEVENTH CIRCUIT

Circuit Judges

C. Joseph Cavanagh, Chief Judge

J. David Bone
Richard J. Cadagin
Claude J. Davis

Simon L. Friedman
Joseph P. Koval
Ronald F. Robinson

John W. Russell
Jeanne E. Scott
Raymond L. Terrell

Associate Judges

Diane L. Brunton
Roger W. Holmes
John Anthony Mehlick

Sue E. Myerscough
Tim P. Olson
George H. Ray
Thomas G. Russell

Philip E. Schickedanz
Dennis L. Schwartz
Stuart H. Shiffman

EIGHTH CIRCUIT

Circuit Judges

David K. Slocum, Chief Judge

Thomas L. Brownfield
Cecil J. Burrows
Dennis K. Cashman
Robert W. Cook
Carson D. Klitz
Lyle E. Lipe
Alfred L. Pezman
Fred W. Reither
Robert L. Welch

Associate Judges

Paul A. Kolodziej
Mark A. Schuering
Arthur R. Strong
Chet W. Vahle
John C. Wooleyhan

NINTH CIRCUIT

Circuit Judges

Stephen G. Evans, Chief Judge

William D. Henderson
Scott I. Klukos
Stephen C. Mathers
William L. Randolph
Richard C. Ripple
Daniel J. Roberts
Kent F. Slater
Charles H. Wilhelm

Associate Judges

Kenneth L. Bath
Harry C. Bulkeley
John R. Clerkin
Larry W. Heiser
James B. Stewart
Donald L. Stoffel
Ronald C. Tenold

TENTH CIRCUIT

Circuit Judges

Robert E. Manning, Jr., Chief Judge

John A. Barra
Bruce W. Black
Robert J. Cashen
* Retired Recalled
Donald C. Courson
Richard E. Eagleton
John A. Gorman
Robert E. Hunt*
Michael P. McCuskey
Joe Billy McDade

Associate Judges

J. Peter Ault
Robert A. Barnes, Jr.
C. Brett Bode
Charles A. Covey
Thomas G. Ebel
Arthur H. Gross
Brian M. Nemenoff
Jackson P. Newlin
William J. Reardon
Rebecca R. Steenrod
William H. Young

ELEVENTH CIRCUIT

Circuit Judges

William T. Caisley, Chief Judge

Richard M. Baner
Keith E. Campbell
Luther H. Dearborn
Gerald G. Dehner
Charles E. Glennon
William M. Roberts
Wayne C. Townley, Jr.
W. Charles Witte

Associate Judges

David L. Coogan
W. Mark Dalton
William D. DeCardy
Ronald C. Dozier
Charles H. Frank
John P. Freese
Harold J. Frobish
Joseph H. Kelley

TWELFTH CIRCUIT

Circuit Judges

Herman S. Haase, Chief Judge

Robert R. Buchar
Edward F. Masters
Michael A. Orenic
William R. Penn
Angelo F. Pistilli

Associate Judges

Raymond A. Bolden
Vincent J. Cerri
John F. Cirricione
Thomas M. Ewert
Bruce Douglas Falk
Edwin B. Grabiec
Ludwig J. Kuhar
Rodney B. Lechwar
Robert C. Lorz
Michael H. Lyons
Martin Rudman
Edward D. Smith

THIRTEENTH CIRCUIT

Circuit Judges

Alexander T. Bower, Chief Judge

Robert L. Carter
William P. Denny
Thomas R. Flood
Louis J. Perona
C. Howard Wampler
Richard R. Wilder

Associate Judges

Robert Henry Adcock
James A. Lanuti
Donald E. Norton
Howard C. Ryan, Jr.
James J. Wimbiscus
John David Zwanzig

FOURTEENTH CIRCUIT

Circuit Judges

L.E. Ellison, Chief Judge

Joseph F. Beatty
Robert W. Castendyck
Martin E. Conway, Jr.
Clarence A. Darrow
Susan B. Gende
Wilbur S. Johnson
Edward Keefe
Jeffrey W. O'Connor
John Donald O'Shea
John M. Telleen
James T. Teros

Associate Judges

Clarke C. Barnes
Thomas C. Berglund
Michael P. Brinn
Dennis A. DePorter
Danny A. Dunagan
Jay M. Hanson
John R. McClean, Jr.
James J. Mesich
Timothy J. Slavin
Ronald C. Taber

FIFTEENTH CIRCUIT

Circuit Judges

John W. Rapp, Jr., Chief Judge

Thomas E. Hornsby
F. Lawrence Lenz
Tomas M. Magdich
Francis X. Mahoney
John L. Moore
Harold D. Nagel
Lawrence A. Smith, Jr.

Associate Judges

Barry R. Anderson
Alan W. Cargerman
Eric S. DeMar
Richard E. DeMoss
Martin D. Hill
John E. Payne

SIXTEENTH CIRCUIT

Circuit Judges

Patrick J. Dixon, Chief Judge

Michael J. Colwell
Philip L. DiMarzio
Melvin E. Dunn
Rex F. Meilinger
John L. Nickels
Gene L. Nottolini
Michael F. O'Brien
Barry E. Puklin
James F. Quetsch
James M. Wilson

Associate Judges

James T. Doyle
Roger W. Eichmeier
Douglas R. Engel
Donald J. Fabian
Robert Peter Grometer
Thomas E. Hogan
Robert C. Jenkins
Pamela K. Jensen
Richard D. Larson
John L. Petersen
Timothy Q. Sheldon
Grant S. Wegner
Peter K. Wilson, Jr.

SEVENTEENTH CIRCUIT

Circuit Judges

David F. Smith, Chief Judge

Harris H. Agnew
Daniel D. Doyle
David A. Englund
Galyn W. Moehring
John W. Nielsen
John E. Sype

Associate Judges

Rosemary Collins
Robert G. Coplan
Robert J. French
Timothy R. Gill
Gerald F. Grubb
Frederick J. Kapala
John Todd Kennedy
Michael R. Morrison
Alford R. Penniman
K. Craig Peterson
Richard W. Vidal

EIGHTEENTH CIRCUIT

Circuit Judges

Anthony M. Peccarelli, Chief Judge

William E. Black
John J. Bowman
John W. Darrah
Michael R. Galasso
Carl F. J. Henninger
Edward W. Kowal
John J. Nelligan
John S. Teschner
Robert R. Thomas

Associate Judges

Edmund P. Bart
Robert E. Byrne
Thomas E. Callum
Margaret O. Coffin
Kevin P. Connelly
Robert A. Cox
Peter J. Dockery
Edward R. Duncan, Jr.
Philip J. R. Equi
Francis W. Faris, Jr.
C. Andrew Hayton
Donald J. Hennessy
James W. Jerz
Ann B. Jorgensen
Roy F. Lawrence
S. Keith Lewis
Richard A. Lucas
Ronald B. Mehling
Maryellen Provenzale
Charles E. Ruth
Brian F. Telander
Perry R. Thompson
Bonnie M. Wheaton

NINETEENTH CIRCUIT

Circuit Judges

Bernard E. Drew, Jr., Chief Judge

William D. Block
Henry L. Cowlin
Fred A. Geiger*
John R. Goshgarian
Roland A. Herrmann
Jack Hoogasian
Charles F. Scott
Michael J. Sullivan
Stephen E. Walter

* Circuit Assigned

Associate Judges

Ward S. Arnold
Terrence J. Brady
Wallace B. Dunn
Conrad F. Floeter
James C. Franz
Michael John Fritz
Barbara Gilleran-Johnson
David M. Hall
Harry D. Hartel, Jr.
William F. Homer
Susan F. Hutchinson
E. Thomas Lang
Victoria L. Martin
Raymond J. McKoski
Gary G. Neddenriep
George W. Pease
Haskell M. Pitluck
John G. Radosevich
Emilio B. Santi
Thomas A. Schermerhorn
Alvin Ira Singer
Christopher C. Starck
Henry C. Tonigan, III
Peter M. Trobe
Jane D. Waller
Albert L. Wysocki

TWENTIETH CIRCUIT

Circuit Judges

Stephen M. Kernan, Chief Judge

James K. Donovan
Patrick J. Fleming
Jerry D. Flynn
Robert N. Gandy
Dennis J. Jacobsen
Lloyd A. Karmeier
Jerome F. Lopinot
Roger M. Scrivner
William B. Starnes
Milton S. Wharton

Associate Judges

Richard Aguirre
Robert L. Craig
Jan V. Fiss
John M. Goodwin, Jr.
Robert J. Hillebrand
Robert P. Le Chien
Earle McCaskill
Sheila O'Brien
Michael J. O'Malley
James M. Radcliffe
William A. Schuwerk
C. Glenn Stevens

TWENTY-FIRST CIRCUIT

Circuit Judges

James R. Blunk, Chief Judge

Patrick M. Burns
Robert L. Dannehl
Wayne P. Dyer
Daniel W. Gould
John F. Michela

Associate Judges

Roger A. Benson
Dwight W. McGrew
Sheldon W. Reagan

IX

1989 CASELOADS AND STATISTICAL RECORDS OF THE ILLINOIS COURTS

Section 1 of "AN ACT relating to furnishing of reports and statistical data by clerks of courts and other officers relating to the business of the courts" provides as follows:

> The clerks of all courts and all other officers shall comply with the requests made by the Supreme Court for information, statistical data, and reports bearing on the state of the dockets and business transacted by the courts and other matters pertinent to the efficient operation of the judicial system.

The following statistical data has been derived or compiled from reports submitted by the respective clerks of the courts and other officers pursuant to the above.

The Illinois Supreme Court 1989 Caseload and Statistical Records

TREND OF CASES IN THE SUPREME COURT DURING 1989

People's Cases General Docket	Pending at Start	Filed	Allowed	Disposed Of	Pending at End	Inventory Increase (+) Decrease (−)
Petitions for Leave to Appeal	142	749	43	730	161	19
Motions for Direct Appeal	1	4	3	4	1	NC
Petitions Allowed	46	NA	NA	40	−6	−40
Original Action Motions	6	15	1	18	3	−3
Motions Allowed	1	NA	NA	1	0	−1
Motions for Supervisory Orders	2	20	10	22	0	−2
Motions Allowed	1	1	NA	1	1	NC
Direct Appeal — Statute Invalid	27	5	NA	23	9	−18
Direct Appeal — Capital	57	11	NA	26	42	−15
Direct Appeal — Capital P.C. R651	8	6	NA	6	8	NC
Disciplinary Cases	20	8	NA	22	6	−14
Certificates of Importance	0	1	NA	0	1	−1
Miscellaneous	0	16	0	16	0	NC
Total People's Cases	311	836	57	909	238	−73

Civil Cases General Docket	Pending at Start	Filed	Allowed	Disposed Of	Pending at End	Inventory Increase (+) Decrease (−)
Petitions for Leave to Appeal	113	646	66	591	168	55
Petitions Allowed	88	NA	NA	72	16	−72
Motions for Direct Appeal	4	32	8	28	8	4
Motions Allowed	7	NA	NA	6	1	−1
Original Action Motions	1	32	1	30	3	2
Motions Allowed	1	NA	NA	1	0	−1
Motions for Supervisory Orders	2	34	4	35	1	−1
Motions Allowed	0	1	NA	0	1	1
Direct Appeal — Statute Invalid	3	4	NA	2	5	2
Certificates of Importance	1	2	NA	1	2	−1
Miscellaneous	0	8	0	7	1	1
Total Civil Cases	220	759	79	773	206	−14

Miscellaneous Cases						
Miscellaneous Record	280	1014	NA	977	317	37
Miscellaneous Docket	15	116	NA	111	20	5
Total Miscellaneous Cases	295	1130	NA	1088	337	42

Total All Cases	826	2725	136	2770	781	−45

The Illinois Appellate Court 1989 Caseload and Statistical Records

TREND OF CASES IN THE APPELLATE COURT
1989

Appellate District		Number of Cases Pending January 1, 1989	Number of Cases Filed During Year	Number of Cases Reinstated	Number of Cases Disposed of	Number of Cases Disposed of By Opinion	Number of Cases Disposed of By Rule 23 Order	Number of Cases Pending December 31, 1989	Inventory Increase (+) Decrease (−)
First	Civil	1826 (25)	1831 (38)	46	1895 (36)	606 (13)	347 (10)	1808 (27)	−18
	Criminal	2942	1666	421	1999	309	982	3030	+88
Second	Civil	480 (6)	781 (9)	22	727 (7)	237 (2)	192 (3)	556 (8)	+76
	Criminal	601	584	10	542	160	231	653	+52
Third	Civil	351 (12)	430 (23)	7	449 (27)	140 (15)	133 (7)	339 (8)	−12
	Criminal	328	379	4	314	79	159	397	+69
Fourth	Civil	275 (14)	557 (21)	7	547 (16)	180 (10)	180 (5)	294 (19)	+19
	Criminal	265	425	6	385	116	202	312	+47
Fifth	Civil	451 (9)	541 (14)	2	478 (11)	148 (2)	108 (6)	516 (12)	+65
	Criminal	389	313	2	289	67	143	415	+26
Totals	Civil	3383 (66)	4140 (105)	84	4096 (97)	1311 (42)	960 (31)	3513 (74)	+130
	Criminal	4525	3367	443	3529	731	1717	4807	+282

( ) Industrial Commission Division Cases

CASES DISPOSED OF IN THE APPELLATE COURT
1989

Appellate District	Type of Case	METHOD OF DISPOSITION															TOTALS
		Affirmed		Reversed		Affirmed in Part and/or Reversed in Part		Reversed and Remanded		Modified		Vacated and/or Remanded		Dismissed		Disposed Of Without Opinion Or Order*	
		By Opinion	By Order*	By Opinion	By Order*	By Opinion	By Order*	By Opinion	By Order*	By Opinion	By Order*	By Opinion	By Order*	By Opinion	By Order*		
First	Civil	354 (7)	223 (10)	37 (2)	32	66 (4)	17	130	57	1	0	3	2	14	17	942 (18)	1895 (41)
	Criminal	195	812	17	21	40	55	51	78	0	0	4	8	2	8	708	1999
Second	Civil	94 (2)	120 (2)	19	8 (1)	24	13	75	32	0	0	3	2	22	17	298 (2)	727 (7)
	Criminal	93	180	11	8	7	16	39	20	0	0	6	6	6	1	149	542
Third	Civil	73 (7)	107 (7)	16 (2)	11	20 (2)	5	28 (4)	9	0	0	1	2	2	3	172 (5)	449 (27)
	Criminal	41	121	8	1	12	23	18	10	0	0	0	1	0	3	76	314
Fourth	Civil	90 (7)	134 (4)	27 (1)	6 (1)	27	8	32 (2)	29	0	0	2	0	2	6	184 (1)	547 (16)
	Criminal	76	161	4	4	14	24	20	12	0	0	2	1	0	1	66	385
Fifth	Civil	85 (1)	72 (5)	2 (1)	7 (1)	17	13	40	14	0	0	1	0	3	2	222 (3)	478 (11)
	Criminal	26	97	2	2	15	25	22	15	0	0	1	3	1	1	79	289
Totals	Civil	696 (24)	656 (28)	101 (6)	64 (3)	154 (6)	56	305 (6)	141	1	0	10	6	43	45	1818 (29)	4096 (102)
	Criminal	431	1371	42	36	88	143	150	135	0	0	13	19	9	14	1078	3529

( ) Industrial Commission Division Cases
*Pursuant to Supreme Court Rule 23

CASES DISPOSED OF WITHOUT OPINION OR ORDER
PURSUANT TO SUPREME COURT RULE 23
1989

		METHOD OF DISPOSITION WITHOUT OPINION OR ORDER														
		Dismissed			Dismissed on Court Motion											
Appellate District	Type of Case	Motion of Appellant	Motion of Appellee	Stipulation of Parties	Failure to Comply With Rules/Orders	Lack of Jurisdiction/ No Final Appealable Order	Other	Leave[a] to Appeal Denied	Motion[b] for Leave to File Late Notice of Appeal Denied	Remanded With Direction For Further Proceeding	Dismissed in the Trial Court	Bail Order Entered	Confession of Error	Transferred to Proper Court	Other Dispositions	Totals
First	Civil	161 (3)	157 (1)	70	437 (6)	4	10 (2)	52	2	4	25 (1)	0	0	5	15	942 (13)
	Criminal	93	7	0	563	0	4	1	8	0	4	19	1	4	4	708
Second	Civil	56	42	26	116 (1)	3	16 (1)	10	0	0	23	0	0	0	6	298 (2)
	Criminal	62	7	0	65	1	1	0	2	1	4	2	1	3	0	149
Third	Civil	48 (2)	16	22 (3)	64	0	0	6	0	0	12	0	0	1	3	172 (5)
	Criminal	43	1	0	19	0	0	0	3	1	6	1	0	0	2	76
Fourth	Civil	65	22	10	51 (1)	3	3	15	4	0	10	0	0	1	0	184 (1)
	Criminal	20	3	0	28	4	0	0	2	0	6	3	0	0	0	66
Fifth	Civil	78 (2)	17	17	53	20 (1)	1	20	3	0	12	0	0	0	1	222 (3)
	Criminal	34	1	0	15	6	2	1	3	2	7	3	0	0	5	79
Total	Civil	408 (7)	254 (1)	145 (3)	721 (8)	30 (1)	30 (3)	103	9	4	82 (1)	0	0	7	25	1818 (24)
	Criminal	252	19	0	690	11	7	2	18	4	27	28	2	7	11	1078

( )Industrial Commission Division Cases

[a]Includes Denial of Permissive Interlocutory

[b]Includes Denial of Motion to File Late Record

TIME LAPSE BETWEEN DATE OF FILING AND DATE OF DISPOSITION FOR ALL CASES DECIDED IN THE APPELLATE COURT DURING 1989

Appellate District	Type of Case	Time Elapsed						Totals
		Under 6 Months	6-12 Months	1-1½ Years	1½-2 Years	2-3 Years	Over 3 Years	
First	Civil	494 (2)	703 (27)	409 (4)	158 (3)	121	10	1895 (36)
	Criminal	200	271	335	543	527	123	1999
Second	Civil	273 (2)	387 (5)	48	4	0	1	713 (7)
	Criminal	90	134	170	115	25	1	535
Third	Civil	129 (2)	273 (17)	42 (6)	3 (1)	2 (1)	0	449 (27)
	Criminal	62	179	63	9	1	0	314
Fourth	Civil	175	357 (10)	12 (6)	3	0	0	547 (16)
	Criminal	68	285	32	0	0	0	385
Fifth	Civil*	155	103	135	63	30	3	489
	Criminal	43	64	62	70	45	5	289
Total	Civil*	1226 (6)	1823 (59)	646 (16)	231 (4)	153 (1)	14	4093 (86)
	Criminal	463	933	662	737	598	129	3522
GRAND TOTAL		1689 (6)	2756 (59)	1308 (16)	968 (4)	751 (1)	143	7615 (86)

*( ) Industrial Commission Division Cases

*Fifth District Industrial Commission Cases are included in CIVIL figures

TIME LAPSE BETWEEN DATE BRIEFS WERE FILED AND DATE OF DISPOSITION FOR CASES DECIDED IN THE APPELLATE COURT DURING 1989

Appellate District	Type of Case	Time Elapsed						Totals
		Under 6 Months	6-12 Months	1-1½ Years	1½-2 Years	2-3 Years	Over 3 Years	
First	Civil	411 (9)	358 (14)	106	56	21	1	953 (23)
	Criminal	808	394	56	19	7	7	1291
Second	Civil	352 (6)	84	0	0	0	0	436 (6)
	Criminal	283	48	3	0	0	0	334
Third	Civil	192 (13)	80 (10)	4 (1)	1	0	0	277 (24)
	Criminal	170	68	0	0	0	0	238
Fourth	Civil	352 (7)	24 (8)	1	0	0	0	377 (15)
	Criminal	309	15	0	0	0	0	324
Fifth	Civil*	109	159	44	2	0	0	314
	Criminal	133	46	17	1	0	1	198
Total	Civil*	1416 (35)	705 (32)	155 (1)	59	21	1	2357 (68)
	Criminal	1703	571	76	20	7	8	2385
GRAND TOTAL		3119 (35)	1276 (32)	231 (1)	79	28	9	4742 (68)

*( ) Industrial Commission Division Cases

*Fifth District Industrial Commission Division Cases included in CIVIL figures

ABSTRACT SUMMARY OF THE NUMBER OF OPINIONS AND RULE 23 ORDERS WRITTEN BY JUDGES OF THE APPELLATE COURT DURING 1989

Appellate District	Opinions						Rule 23 Orders
	Majority	Per Curiam	Specially Concurring	Dissenting	Supplemental	Total	
First	816 (11)	0	20	50 (1)	1	887 (12)	1255 2 Supplmntl (10)
Second	359 (2)	1	3	25	2	390 (2)	401 1 Sp. Concur 1 Dissent (3)
Third	203 (15)	0	6 (1)	17 (3)	3 (1)	229 (20)	272 1 Sp. Concur 8 Dissents 2 Supplmntl (7)
Fourth	284 (9)	0	8	13 (1)	3	308 (10)	362 4 Dissents (5)
Fifth	204 (2)	0	4	13	0	221 (2)	246 3 Sp. Concur 7 Dissents 1 Supplmntl (6)
Total	1866 (39)	1	41 (1)	118 (5)	9 (1)	2035 (46)	2536 5 Sp. Concur 20 Dissents 3 Supplmntl (31)

( ) Industrial Commission Division Cases

The Illinois Circuit Court 1989 Caseload and Statistical Records

RATIO OF FILINGS PER JUDGE IN THE CIRCUIT COURTS OF ILLINOIS DURING 1989*

Circuit	Number of Counties	Population 1980 Census (Official Count)	Land Area (Square Miles)	Total Number of Cases Filed During 1989	Number of Judges*			Number of Cases Filed Per Judge
					Circuit	Associate	Total	
1st	9	212,393	3,242	59,814	14	5	19	3,148
2nd	12	215,509	4,796	39,439	15	4	19	2,076
3rd	2	263,895	1,114	73,270	9	10	19	3,856
4th	9	247,907	5,425	53,984	12	6	18	2,999
5th	5	197,914	2,885	44,998	10	5	15	3,000
6th	6	368,776	3,178	98,286	12	11	23	4,273
7th	6	306,316	3,485	80,913	11	10	21	3,853
8th	8	156,437	3,918	34,190	11	5	16	2,137
9th	6	197,464	3,904	40,138	9	7	16	2,509
10th	5	360,497	2,129	85,701	10	11	21	4,081
11th	5	240,917	3,863	75,029	9	8	17	4,413
12th	1	324,460	847	121,099	6	12	18	6,728
13th	3	178,835	2,453	46,788	7	6	13	3,599
14th	4	309,192	2,492	78,301	12	10	22	3,559
15th	5	174,501	3,136	44,590	8	6	14	3,185
16th	3	390,231	1,472	138,113	11	13	24	5,755
17th	2	279,514	803	91,273	8	11	19	4,804
18th	1	658,177	331	197,813	10	24	34	5,818
19th	2	588,096	1,068	231,412	10	26	36	6,428
20th	5	358,338	2,652	99,195	12	12	24	4,133
21st	2	135,902	1,800	33,419	6	3	9	3,713
Downstate Total	101	6,156,271	54,993	1,767,765	212	205	417	4,239
Cook County	1	5,253,190	954	2,084,096**	177	204	381	5,470
State Total	102	11,418,461	55,947	3,851,861	389	409	798	4,827

*Count taken on December 31, 1989.

**Does not include Circuit Court of Cook County — District One (City of Chicago) "hang-on" (parking) tickets.

TREND OF ALL CASES IN THE CIRCUIT COURTS OF ILLINOIS DURING 1989

Circuit	Pending at Start*	Filed	Reinstated	Total Added	Disposed Of	Pending at End*	Inventory Increase (+) Decrease (−)
1st	8,378	59,814	154	59,968	58,838	8,212	−166
2nd	9,498	39,439	165	39,604	38,087	9,760	262
3rd	21,162	73,270	157	73,427	72,009	20,980	−182
4th	8,823	53,984	129	54,113	53,119	8,980	157
5th	13,097	44,998	28	45,026	42,312	14,757	1,660
6th	18,455	98,286	289	98,575	88,736	19,268	813
7th	25,525	80,913	140	81,053	72,651	28,139	2,614
8th	5,867	34,190	48	34,238	34,330	5,594	−273
9th	8,112	40,138	29	40,167	42,353	7,398	−714
10th	16,957	85,701	228	85,929	93,807	17,692	735
11th	10,542	75,029	1,617	76,646	74,791	10,874	332
12th	11,020	121,099	2,661	123,760	121,371	11,923	903
13th	7,049	46,788	225	47,013	45,499	3,309	−3,740
14th	13,982	78,301	1,604	79,905	78,686	14,574	592
15th	7,578	44,590	272	44,862	43,436	7,360	−218
16th	17,232	138,113	1,605	139,718	141,644	18,803	1,571
17th	23,834	91,273	65	91,338	94,442	25,124	1,290
18th	19,778	197,813	13,188	211,001	211,744	17,417	−2,361
19th	17,879	231,412	2,295	233,707	230,274	17,364	−515
20th	27,678	99,195	55	99,250	96,731	29,047	1,369
21st	10,218	33,419	0	33,419	31,197	10,831	613
Downstate Total	302,664	1,767,765	24,954	1,792,719	1,766,057	307,406	4,742
Cook County	781,114	2,084,096	43,725	2,127,821	2,437,294	842,762	61,648
State Total	1,083,778	3,851,861	68,679	3,920,540	4,203,351	1,150,168	66,390

*Includes all case categories with the exception of pending counts for Ordinance Violations, Conservation Violations and Traffic Violations.

Circuit	County		Law Over $15,000		Law $15,000 or less		Chancery	Miscellaneous Remedy	Eminent Domain	Tax	Municipal Corporations	Mental Health	Dissolution of Marriage
			Jury	Non-Jury	Jury	Non-Jury							
1st	Alexander	Pending at Start	11	33	1	55	12	19	1	35	2	0	36
		Filed	3	29	0	26	10	44	1	3	0	0	70
		Reinstated	0	0	0	0	0	0	0	0	0	0	0
		Transferred	0	0	0	0	—	—	—	—	—	—	—
		Net Added	3	29	0	26	10	44	1	3	0	0	70
		Disposed of	12	16	0	16	5	29	1	0	0	0	61
		Pending at End	2	46	1	65	17	34	1	38	2	0	45
		% Pending More Than 12 mos	0%	39%	100%	66%	47%	35%	100%	66%	100%	0%	53%
		Inventory (+ or −)	−9	+13	0	+10	+5	+15	0	+3	0	0	+9
1st	Jackson	Pending at Start	136	89	3	101	60	33	3	29	0	1	87
		Filed	62	90	3	243	59	62	0	30	0	0	302
		Reinstated	3	2	1	4	1	0	0	0	0	0	3
		Transferred	0	0	+1	−1	—	—	—	—	—	—	—
		Net Added	65	92	5	246	60	62	0	30	0	0	305
		Disposed of	75	77	5	249	65	58	2	47	0	0	290
		Pending at End	126	104	3	98	55	37	1	12	0	1	102
		% Pending More Than 12 mos	59%	32%	0%	13%	42%	41%	100%	17%	0%	100%	10%
		Inventory (+ or −)	−10	+15	0	−3	−5	+4	−2	−17	0	0	+15
1st	Johnson	Pending at Start	12	10	2	15	14	9	1	5	0	0	15
		Filed	9	10	0	24	13	50	0	1	0	0	89
		Reinstated	0	0	0	0	0	0	0	0	0	0	0
		Transferred	0	0	0	0	—	—	—	—	—	—	—
		Net Added	9	10	0	24	13	50	0	1	0	0	89
		Disposed of	5	10	1	24	17	45	0	6	0	0	79
		Pending at End*	16	10	1	15	10	14	1	0	0	0	25
		% Pending More Than 12 mos	38%	40%	100%	40%	10%	29%	100%	0%	0%	0%	8%
		Inventory (+ or −)	+4	0	−1	0	−4	+5	0	−5	0	0	+10
1st	Massac	Pending at Start	28	8	0	6	20	16	0	8	1	0	30
		Filed	7	6	0	28	15	22	0	5	0	0	103
		Reinstated	0	0	0	0	0	0	0	0	0	0	1
		Transferred	+6	−5	+1	−2	—	—	—	—	—	—	—
		Net Added	13	1	1	26	15	22	0	5	0	0	104
		Disposed of	14	6	0	21	19	27	0	2	1	0	100
		Pending at End	27	3	1	11	16	11	0	11	0	0	34
		% Pending More Than 12 mos	63%	67%	0%	18%	44%	55%	0%	55%	0%	0%	21%
		Inventory (+ or −)	−1	−5	+1	+5	−4	−5	0	+3	−1	0	+4
1st	Pope	Pending at Start	4	9	0	11	11	4	0	2	0	0	8
		Filed	1	6	0	1	5	18	0	0	0	0	21
		Reinstated	0	0	0	0	0	0	0	0	0	0	0
		Transferred	+3	−3	0	0	—	—	—	—	—	—	—
		Net Added	4	3	0	1	5	18	0	0	0	0	21
		Disposed of	6	8	0	11	9	13	0	2	0	0	25
		Pending at End	2	4	0	1	7	9	0	0	0	0	4
		% Pending More Than 12 mos	0%	50%	0%	0%	43%	0%	0%	0%	0%	0%	25%
		Inventory (+ or −)	−2	−5	0	−10	−4	+5	0	−2	0	0	−4
1st	Pulaski	Pending at Start	8	2	0	7	12	5	0	4	1	1	26
		Filed	6	4	1	17	7	12	0	10	0	1	58
		Reinstated	2	0	0	0	0	0	0	0	0	0	1
		Transferred	0	0	0	0	—	—	—	—	—	—	—
		Net Added	8	4	1	17	7	12	0	10	0	1	59
		Disposed of	5	2	0	18	7	12	0	3	0	1	70
		Pending at End	11	4	1	7	11	4	0	11	1	1	15
		% Pending More Than 12 mos	55%	50%	0%	0%	82%	50%	0%	27%	100%	100%	7%
		Inventory (+ or −)	+3	+2	+1	0	−1	−1	0	+7	0	0	−11

Family	Juvenile	Felony	Misdemeanors	Small Claims	Probate	Ordinance Violations	Traffic Violations	Conservation Violations	Total		County	Circuit
48	37	53	137	48	179	—	—	—	707	Pending at Start	Alexander	1st
96	22	153	214	60	41	14	3,086	84	3,956	Filed		
0	0	0	0	0	0	0	0	0	0	Reinstated		
—	—	0	0	0	—	—	—	—	0	Transferred		
96	22	153	214	60	41	14	3,086	84	3,956	Net Added		
83	30	146	303	75	45	11	3,237	70	4,140	Disposed of		
61	29	60	48	33	175	—	—	—	657	Pending at End		
38%	69%	13%	25%	36%	56%	—	—	—	47%	% Pending More Than 12 mos		
+13	−8	+7	−89	−15	−4	—	—	—	−50	Inventory (+ or −)		
78	36	228	103	363	355	—	—	—	1,705	Pending at Start	Jackson	1st
304	74	472	775	1,049	125	1,294	9,192	123	14,259	Filed		
1	0	2	0	13	0	1	43	0	74	Reinstated		
—	—	0	0	0	—	—	—	—	0	Transferred		
305	74	474	775	1,062	125	1,295	9,235	123	14,333	Net Added		
306	69	475	570	1,117	178	1,446	9,439	99	14,567	Disposed of		
77	41	227	308	308	302	—	—	—	1,802	Pending at End		
8%	15%	7%	0%	1%	32%	—	—	—	22%	% Pending More Than 12 mos		
−1	+5	−1	+205	−55	−53	—	—	—	+97	Inventory (+ or −)		
5	26	42	23	24	65	—	—	—	268	Pending at Start	Johnson	1st
26	40	113	240	74	22	0	3,207	70	3,988	Filed		
0	0	2	9	0	0	0	0	0	11	Reinstated		
—	—	−25	+25	0	—	—	—	—	0	Transferred		
26	40	90	274	74	22	0	3,207	70	3,999	Net Added		
19	51	103	252	81	24	0	3,118	71	3,906	Disposed of		
12	15	29	45	17	63	—	—	—	273	Pending at End		
0%	40%	3%	2%	18%	75%	—	—	—	30%	% Pending More Than 12 mos		
+7	−11	−13	+22	−7	−2	—	—	—	+5	Inventory (+ or −)		
16	10	18	42	28	119	—	—	—	350	Pending at Start	Massac	1st
58	49	98	171	174	41	72	4,196	26	5,071	Filed		
1	0	1	3	0	0	0	0	0	6	Reinstated		
—	—	−17	+17	0	—	—	—	—	0	Transferred		
59	49	82	191	174	41	72	4,196	26	5,077	Net Added		
55	35	66	195	158	68	93	4,270	40	5,170	Disposed of		
20	24	34	38	44	92	—	—	—	366	Pending at End		
40%	21%	9%	3%	2%	60%	—	—	—	33%	% Pending More Than 12 mos		
+4	+14	+16	−4	+16	−27	—	—	—	+16	Inventory (+ or −)		
4	8	23	21	12	52	—	—	—	169	Pending at Start	Pope	1st
15	5	46	41	18	15	4	435	19	650	Filed		
0	0	0	0	0	0	0	0	0	0	Reinstated		
—	—	0	0	0	—	—	—	—	0	Transferred		
15	5	46	41	18	15	4	435	19	650	Net Added		
15	8	48	40	21	19	4	410	30	669	Disposed of		
4	5	21	22	9	48	—	—	—	136	Pending at End		
25%	80%	24%	45%	44%	77%	—	—	—	49%	% Pending More Than 12 mos		
0	−3	−2	+1	−3	−4	—	—	—	−33	Inventory (+ or −)		
31	17	18	66	20	120	—	—	—	338	Pending at Start	Pulaski	1st
63	30	78	115	98	25	17	6,941	11	7,494	Filed		
0	0	1	0	0	0	0	0	0	4	Reinstated		
—	—	−29	+29	0	—	—	—	—	0	Transferred		
63	30	50	144	98	25	17	6,941	11	7,498	Net Added		
53	30	54	136	88	33	16	6,308	3	6,839	Disposed of		
37	15	12	63	22	116	—	—	—	331	Pending at End		
68%	60%	17%	46%	5%	83%	—	—	—	56%	% Pending More Than 12 mos		
+6	−2	−6	−3	+2	−4	—	—	—	−7	Inventory (+ or −)		

Circuit	County		Law Over $15,000		Law $15,000 or less		Chancery	Miscellaneous Remedy	Eminent Domain	Tax	Municipal Corporations	Mental Health	Dissolution of Marriage
			Jury	Non-Jury	Jury	Non-Jury							
1st	Saline	Pending at Start	72	65	1	89	81	37	1	55	0	0	106
		Filed	24	30	1	98	51	112	1	30	0	3	261
		Reinstated	0	0	0	0	0	0	0	0	0	0	0
		Transferred	0	0	0	0	—	—	—	—	—	—	—
		Net Added	24	30	1	98	51	112	1	30	0	3	261
		Disposed of	31	36	1	127	65	126	1	65	0	2	287
		Pending at End	65	59	1	60	67	23	1	20	0	1	80
		% Pending More Than 12 mos	54%	36%	0%	25%	34%	0%	100%	0%	0%	0%	27%
		Inventory (+ or −)	−7	−6	0	−29	−14	−14	0	−35	0	+1	−26
1st	Union	Pending at Start	52	15	2	43	33	31	0	16	0	8	59
		Filed	11	23	1	44	10	35	0	5	0	310	138
		Reinstated	1	0	0	0	0	0	0	0	0	0	0
		Transferred	0	0	0	0	—	—	—	—	—	—	—
		Net Added	12	23	1	44	10	35	0	5	0	310	138
		Disposed of	27	11	1	59	15	17	0	4	0	313	136
		Pending at End	47	12	0	28	28	47	0	17	0	6	61
		% Pending More Than 12 mos	53%	75%	0%	61%	75%	57%	0%	82%	0%	0%	57%
		Inventory (+ or −)	−5	−3	−2	−15	−5	+16	0	+1	0	−2	+2
1st	Williamson	Pending at Start	194	95	5	112	102	21	6	4	0	0	178
		Filed	131	103	14	313	96	106	3	1	0	0	404
		Reinstated	0	0	0	0	0	0	0	0	0	0	0
		Transferred	0	0	0	0	—	—	—	—	—	—	—
		Net Added	131	103	14	313	96	106	3	1	0	0	404
		Disposed of	132	95	5	251	111	92	3	1	0	0	464
		Pending at End	193	103	14	174	87	35	6	4	0	0	133
		% Pending More Than 12 mos	42%	30%	86%	21%	28%	23%	83%	75%	0%	0%	22%
		Inventory (+ or −)	−1	+8	+9	+62	−15	+14	0	0	0	0	−45
1st	Circuit Total	Pending at Start	517	326	14	439	345	175	12	158	4	10	545
		Filed	254	301	20	794	266	461	5	85	0	314	1,446
		Reinstated	6	2	1	4	1	0	0	0	0	0	5
		Transferred	+9	−8	+2	−3	—	—	—	—	—	—	—
		Net Added	269	295	23	795	267	461	5	85	0	314	1,451
		Disposed of	307	261	13	776	313	419	7	130	1	316	1,512
		Pending at End	489	345	22	459	298	214	10	113	3	9	499
		% Pending More Than 12 mos	50%	35%	64%	29%	40%	35%	90%	47%	100%	22%	26%
		Inventory (+ or −)	−28	+19	+8	+20	−47	+39	−2	−45	−1	−1	−46
2nd	Crawford	Pending at Start	33	36	3	29	74	22	0	0	0	0	43
		Filed	13	16	0	57	38	34	1	22	0	0	136
		Reinstated	0	0	0	0	0	0	0	0	0	0	0
		Transferred	0	0	0	0	—	—	—	—	—	—	—
		Net Added	13	16	0	57	38	34	1	22	0	0	136
		Disposed of	9	17	2	41	27	30	1	20	0	0	122
		Pending at End	37	35	1	45	85	26	0	2	0	0	57
		% Pending More Than 12 mos	76%	65%	100%	44%	74%	50%	0%	0%	0%	0%	35%
		Inventory (+ or −)	+4	−1	−2	+16	+11	+4	0	+2	0	0	+14
2nd	Edwards	Pending at Start	1	15	0	15	31	8	1	14	0	0	24
		Filed	2	15	0	9	20	4	0	7	0	0	50
		Reinstated	0	0	0	0	0	0	0	0	0	0	0
		Transferred	0	0	0	0	—	—	—	—	—	—	—
		Net Added	2	15	0	9	20	4	0	7	0	0	50
		Disposed of	2	10	0	11	20	3	1	8	0	0	58
		Pending at End	1	20	0	13	31	9	0	13	0	0	16
		% Pending More Than 12 mos	100%	45%	0%	85%	65%	78%	0%	77%	0%	0%	44%
		Inventory (+ or −)	0	+5	0	−2	0	+1	−1	−1	0	0	−8

Family	Juvenile	Felony	Misdemeanors	Small Claims	Probate	Ordinance Violations	Traffic Violations	Conservation Violations	Total		County	Circuit
79	48	120	177	386	0	—	—	—	1,317	Pending at Start	Saline	1st
87	45	200	186	447	101	594	2,586	59	4,916	Filed		
0	0	0	0	0	0	0	0	0	0	Reinstated		
—	—	0	0	0	—	—	—	—	0	Transferred		
87	45	200	186	447	101	594	2,586	59	4,916	Net Added		
138	46	195	247	727	133	598	2,622	56	5,503	Disposed of		
28	47	125	116	106	136	—	—	—	935	Pending at End		
46%	34%	6%	24%	26%	37%	—	—	—	28%	% Pending More Than 12 mos		
−51	−1	+5	−61	−280	+136	—	—	—	−382	Inventory (+ or −)		
54	42	54	182	112	542	—	—	—	1,245	Pending at Start	Union	1st
40	42	111	289	216	76	18	2,868	92	4,329	Filed		
0	0	0	0	0	0	0	0	0	1	Reinstated		
—	—	−26	+26	0	—	—	—	—	0	Transferred		
40	42	85	315	216	76	18	2,868	92	4,330	Net Added		
23	36	91	323	270	41	18	2,926	98	4,409	Disposed of		
69	51	64	183	56	576	—	—	—	1,245	Pending at End		
64%	59%	30%	25%	21%	89%	—	—	—	65%	% Pending More Than 12 mos		
+15	+9	+10	+1	−56	+34	—	—	—	0	Inventory (+ or −)		
76	52	351	417	266	400	—	—	—	2,279	Pending at Start	Williamson	1st
154	110	354	691	780	140	588	11,078	85	15,151	Filed		
0	0	20	38	0	0	0	0	0	58	Reinstated		
—	—	−107	+107	0	—	—	—	—	0	Transferred		
154	110	267	836	780	140	588	11,078	85	15,209	Net Added		
157	95	300	789	629	138	565	9,730	78	13,635	Disposed of		
74	69	334	426	401	414	—	—	—	2,467	Pending at End		
36%	22%	39%	12%	37%	69%	—	—	—	36%	% Pending More Than 12 mos		
−2	+17	−17	+9	+135	+14	—	—	—	+188	Inventory (+ or −)		
391	276	907	1,168	1,259	1,832	—	—	—	8,378	Pending at Start	Circuit Total	1st
843	417	1,625	2,722	2,916	586	2,601	43,589	569	59,814	Filed		
2	0	26	50	13	0	1	43	0	154	Reinstated		
—	—	−204	+204	0	—	—	—	—	0	Transferred		
845	417	1,447	2,976	2,929	586	2,602	43,632	569	59,968	Net Added		
849	400	1,478	2,855	3,166	679	2,751	42,060	545	58,838	Disposed of		
382	296	906	1,249	996	1,922	—	—	—	8,212	Pending at End		
38%	38%	21%	15%	21%	67%	—	—	—	38%	% Pending More Than 12 mos		
−9	+20	−1	+81	−263	+90	—	—	—	−166	Inventory (+ or −)		
12	7	21	21	179	294	—	—	—	774	Pending at Start	Crawford	2nd
62	36	79	293	347	108	231	2,446	25	3,944	Filed		
0	0	0	0	0	0	0	0	0	0	Reinstated		
—	—	−3	+3	0	—	—	0	—	0	Transferred		
62	36	76	296	347	108	231	2,446	25	3,944	Net Added		
44	31	81	291	294	79	202	2,340	25	3,656	Disposed of		
30	12	16	26	232	324	—	—	—	928	Pending at End		
25%	0%	36%	14%	54%	72%	—	—	—	59%	% Pending More Than 12 mos		
+18	+5	−5	+5	+53	+30	—	—	—	+154	Inventory (+ or −)		
16	0	24	51	10	66	—	—	—	276	Pending at Start	Edwards	2nd
27	13	30	72	60	34	12	622	7	984	Filed		
0	0	0	0	0	0	0	0	0	0	Reinstated		
—	—	−11	+11	0	—	—	—	—	0	Transferred		
27	13	19	83	60	34	12	622	7	984	Net Added		
19	7	16	86	52	27	10	543	57	930	Disposed of		
24	6	27	48	18	71	—	—	—	297	Pending at End		
54%	0%	30%	60%	44%	69%	—	—	—	58%	% Pending More Than 12 mos		
+8	+6	+3	−3	+8	+5	—	—	—	+21	Inventory (+ or −)		

Circuit	County		Law Over $15,000		Law $15,000 or less		Chancery	Miscellaneous Remedy	Eminent Domain	Tax	Municipal Corporations	Mental Health	Dissolution of Marriage
			Jury	Non-Jury	Jury	Non-Jury							
2nd	Franklin	Pending at Start	157	46	7	83	152	36	1	5	0	0	161
		Filed	52	30	3	90	70	35	1	2	0	1	378
		Reinstated	0	0	0	0	0	0	0	0	0	0	0
		Transferred	0	0	0	0	—	—	—	—	—	—	—
		Net Added	52	30	3	90	70	35	1	2	0	1	378
		Disposed of	71	24	3	69	132	27	2	3	0	1	435
		Pending at End	138	52	7	104	90	44	0	4	0	0	104
		% Pending More Than 12 mos	59%	62%	71%	53%	40%	48%	0%	75%	0%	0%	19%
		Inventory (+ or −)	−19	+6	0	+21	−62	+8	−1	−1	0	0	−57
2nd	Gallatin	Pending at Start	16	10	2	32	34	6	0	16	0	0	16
		Filed	2	6	1	13	12	19	0	10	0	0	23
		Reinstated	0	0	0	0	0	0	0	0	0	0	0
		Transferred	0	0	0	0	—	—	—	—	—	—	—
		Net Added	2	6	1	13	12	19	0	10	0	0	23
		Disposed of	4	1	0	11	14	13	0	7	0	0	25
		Pending at End	14	15	3	34	32	12	0	19	0	0	14
		% Pending More Than 12 mos	93%	73%	100%	79%	63%	33%	0%	58%	0%	0%	79%
		Inventory (+ or −)	−2	+5	+1	+2	−2	+6	0	+3	0	0	−2
2nd	Hamilton	Pending at Start	19	13	2	9	30	8	0	0	0	0	8
		Filed	3	7	0	18	16	10	0	0	0	0	62
		Reinstated	0	0	1	0	0	0	0	0	0	0	0
		Transferred	0	0	0	0	—	—	—	—	—	—	—
		Net Added	3	7	1	18	16	10	0	0	0	0	62
		Disposed of	11	13	2	18	21	12	0	0	0	0	55
		Pending at End	11	7	1	9	25	6	0	0	0	0	15
		% Pending More Than 12 mos	43%	75%	0%	50%	69%	100%	0%	100%	0%	0%	24%
		Inventory (+ or −)	−8	−6	−1	0	−5	−2	0	0	0	0	+7
2nd	Hardin	Pending at Start	7	5	0	3	10	8	7	5	0	0	8
		Filed	6	5	1	14	6	9	0	3	0	0	43
		Reinstated	0	0	0	2	1	1	0	4	0	0	0
		Transferred	0	+1	−1	0	—	—	—	—	—	—	—
		Net Added	6	6	0	16	7	10	0	7	0	0	43
		Disposed of	3	6	0	10	9	12	3	8	0	0	41
		Pending at End	10	5	0	9	8	6	5	4	0	0	10
		% Pending More Than 12 mos	50%	0%	0%	33%	50%	17%	100%	25%	0%	0%	0%
		Inventory (+ or −)	+3	0	0	+6	−2	−2	−2	−1	0	0	+2
2nd	Jefferson	Pending at Start	71	32	5	178	56	33	0	3	1	0	139
		Filed	51	58	2	187	53	128	2	7	1	3	330
		Reinstated	0	0	0	0	0	0	0	0	0	0	0
		Transferred	−1	+1	+1	−1	—	—	—	—	—	—	—
		Net Added	50	59	3	186	53	128	2	7	1	3	330
		Disposed of	42	44	7	156	32	128	2	8	2	3	338
		Pending at End	79	47	4	208	82	93	2	2	0	0	217
		% Pending More Than 12 mos	50%	53%	20%	66%	57%	37%	0%	91%	0%	0%	46%
		Inventory (+ or −)	+8	+15	−1	+30	+26	+60	+2	−1	−1	0	+78
2nd	Lawrence	Pending at Start	37	28	4	56	57	46	1	16	0	0	57
		Filed	11	12	1	34	27	43	0	15	0	15	113
		Reinstated	0	0	0	0	0	0	0	0	0	0	0
		Transferred	+1	−1	0	0	—	—	—	—	—	—	—
		Net Added	12	11	1	34	27	43	0	15	0	15	113
		Disposed of	7	8	1	29	29	25	1	11	0	12	114
		Pending at End	42	31	4	61	55	64	0	20	0	3	56
		% Pending More Than 12 mos	74%	77%	75%	80%	76%	52%	0%	70%	0%	0%	63%
		Inventory (+ or −)	+5	+3	0	+5	−2	+18	−1	+4	0	+3	−1

Family	Juvenile	Felony	Misdemeanors	Small Claims	Probate	Ordinance Violations	Traffic Violations	Conservation Violations	Total		County	Circuit
71	34	97	126	302	453	—	—	—	1,731	Pending at Start	Franklin	2nd
166	66	185	358	482	104	37	5,301	243	7,604	Filed		
0	0	0	0	0	0	0	0	0	0	Reinstated		
—	—	−9	+9	0	—	—	—	—	0	Transferred		
166	66	176	367	482	104	37	5,301	243	7,604	Net Added		
105	53	221	344	583	103	36	4,869	226	7,307	Disposed of		
132	47	61	140	201	454	—	—	—	1,578	Pending at End		
										% Pending More		
36%	21%	36%	16%	18%	80%	—	—	—	48%	Than 12 mos		
+61	+13	−36	+14	−101	+1	—	—	—	−153	Inventory (+ or −)		
21	16	34	128	50	113	—	—	—	494	Pending at Start	Gallatin	2nd
20	18	52	138	43	18	60	707	34	1,176	Filed		
1	0	0	0	0	0	0	0	0	1	Reinstated		
—	—	−12	+12	0	—	—	—	—	0	Transferred		
21	18	40	150	43	18	60	707	34	1,177	Net Added		
26	8	45	217	47	17	56	786	29	1,306	Disposed of		
16	26	29	61	46	114	—	—	—	435	Pending at End		
										% Pending More		
63%	62%	38%	11%	74%	88%	—	—	—	64%	Than 12 mos		
−5	+10	−5	−67	−4	+1	—	—	—	−59	Inventory (+ or −)		
12	1	22	32	17	42	—	—	—	215	Pending at Start	Hamilton	2nd
17	17	39	77	70	38	4	845	15	1,238	Filed		
0	0	0	2	0	0	0	0	0	3	Reinstated		
—	—	0	0	0	—	—	—	—	0	Transferred		
17	17	39	79	70	38	4	845	15	1,241	Net Added		
8	12	42	73	75	36	4	812	9	1,203	Disposed of		
21	6	19	38	12	44	—	—	—	214	Pending at End		
										% Pending More		
29%	50%	36%	48%	38%	61%	—	—	—	50%	Than 12 mos		
+9	+5	−3	+6	−5	+2	—	—	—	−1	Inventory (+ or −)		
24	6	10	14	37	41	—	—	—	185	Pending at Start	Hardin	2nd
8	8	27	58	24	16	18	244	17	507	Filed		
2	2	0	0	0	8	0	31	0	51	Reinstated		
—	—	0	0	0	—	—	—	—	0	Transferred		
10	10	27	58	24	24	18	275	17	558	Net Added		
26	4	28	60	38	20	10	259	12	549	Disposed of		
8	12	9	12	23	45	—	—	—	166	Pending at End		
										% Pending More		
25%	33%	0%	0%	70%	67%	—	—	—	44%	Than 12 mos		
−16	+6	−1	−2	−14	+4	—	—	—	−19	Inventory (+ or −)		
191	66	82	172	302	76	—	—	—	1,407	Pending at Start	Jefferson	2nd
117	85	235	332	481	92	166	5,097	107	7,534	Filed		
0	0	0	0	0	0	0	0	0	0	Reinstated		
—	—	−5	+5	0	—	—	—	—	0	Transferred		
117	85	230	337	481	92	166	5,097	107	7,534	Net Added		
97	86	227	320	394	76	106	4,873	90	7,031	Disposed of		
85	65	107	196	291	211	—	—	—	1,689	Pending at End		
										% Pending More		
85%	55%	10%	55%	60%	83%	—	—	—	64%	Than 12 mos		
−106	−1	+25	+24	−11	+135	—	—	—	+282	Inventory (+ or −)		
57	17	35	125	329	585	—	—	—	1,450	Pending at Start	Lawrence	2nd
55	35	74	295	169	81	56	1,906	25	2,967	Filed		
0	0	1	1	0	0	0	0	0	2	Reinstated		
—	—	−15	+15	0	—	—	—	—	0	Transferred		
55	35	60	311	169	81	56	1,906	25	2,969	Net Added		
57	27	62	312	151	127	52	1,855	27	2,907	Disposed of		
55	25	33	124	347	539	—	—	—	1,459	Pending at End		
										% Pending More		
76%	48%	18%	18%	83%	89%	—	—	—	74%	Than 12 mos		
−2	+8	−2	−1	+18	−46	—	—	—	+9	Inventory (+ or −)		

Circuit	County		Law Over $15,000		Law $15,000 or less		Chancery	Miscellaneous Remedy	Eminent Domain	Tax	Municipal Corporations	Mental Health	Dissolution of Marriage
			Jury	Non-Jury	Jury	Non-Jury							
2nd . . .	Richland	Pending at Start	45	25	0	50	37	37	0	8	3	1	30
		Filed	10	15	0	60	19	20	0	5	0	7	136
		Reinstated	0	0	0	0	0	0	0	0	0	0	0
		Transferred	+2	−1	+2	−3	—	—	—	—	—	—	—
		Net Added	12	14	2	57	19	20	0	5	0	7	136
		Disposed of	21	23	1	67	17	26	0	5	0	8	120
		Pending at End	36	16	1	40	39	31	0	8	3	0	46
		% Pending More Than 12 mos	67%	50%	100%	45%	56%	71%	0%	88%	100%	0%	26%
		Inventory (+ or −)	−9	−9	+1	−10	+2	−6	0	0	0	−1	+16
2nd . . .	Wabash	Pending at Start	10	32	2	23	15	9	1	5	2	2	15
		Filed	4	10	0	47	26	11	1	2	1	1	101
		Reinstated	0	1	0	1	15	0	0	0	0	0	49
		Transferred	0	0	0	0	—	—	—	—	—	—	—
		Net Added	4	11	0	48	41	11	1	2	1	1	150
		Disposed of	5	6	2	39	17	7	0	4	2	1	118
		Pending at End	11	36	0	33	37	12	2	3	1	2	50
		% Pending More Than 12 mos	73%	36%	0%	21%	41%	42%	50%	67%	0%	100%	52%
		Inventory (+ or −)	+1	+4	−2	+10	+22	+3	+1	−2	−1	0	+35
2nd . . .	Wayne	Pending at Start	17	75	4	77	57	13	0	5	0	0	34
		Filed	12	23	0	53	46	8	1	8	2	2	90
		Reinstated	0	0	0	0	0	0	0	0	0	0	0
		Transferred	0	0	0	0	—	—	—	—	—	—	—
		Net Added	12	23	0	53	46	8	1	8	2	2	90
		Disposed of	12	25	4	37	25	17	1	9	2	1	86
		Pending at End	17	73	0	93	78	4	0	4	0	1	38
		% Pending More Than 12 mos	70%	81%	50%	76%	70%	80%	0%	0%	0%	100%	54%
		Inventory (+ or −)	0	−2	−4	+16	+21	−9	0	−1	0	+1	+4
2nd . . .	White	Pending at Start	32	54	2	61	86	5	3	7	3	0	65
		Filed	7	18	0	29	49	15	1	1	1	0	80
		Reinstated	0	0	0	0	0	0	0	0	0	0	0
		Transferred	0	0	0	0	—	—	—	—	—	—	—
		Net Added	7	18	0	29	49	15	1	1	1	0	80
		Disposed of	14	14	1	18	42	8	0	0	1	0	110
		Pending at End	25	58	1	72	93	12	4	8	3	0	35
		% Pending More Than 12 mos	72%	78%	100%	71%	62%	17%	75%	88%	100%	0%	37%
		Inventory (+ or −)	−7	+4	−1	+11	+7	+7	+1	+1	0	0	−30
2nd . . .	Circuit Total	Pending at Start	445	371	31	616	639	231	14	84	9	3	600
		Filed	173	215	8	611	382	336	7	82	5	29	1,542
		Reinstated	0	1	1	3	16	1	0	4	0	0	49
		Transferred	+2	0	+2	−4	—	—	—	—	—	—	—
		Net Added	175	216	11	610	398	337	7	86	5	29	1,591
		Disposed of	201	191	23	506	385	308	11	83	7	26	1,622
		Pending at End*	421	395	22	721	655	319	13	87	7	6	658
		% Pending More Than 12 mos	62%	64%	63%	62%	61%	48%	75%	73%	86%	50%	39%
		Inventory (+ or −)	−24	+24	−9	+105	+16	+88	−1	+3	−2	+3	+58
3rd . . .	Bond	Pending at Start	21	23	5	23	16	9	0	9	0	0	37
		Filed	8	24	2	39	15	8	1	8	0	0	87
		Reinstated	0	0	0	0	0	0	0	0	0	0	0
		Transferred	−1	−1	0	0	—	—	—	—	—	—	—
		Net Added	7	25	2	39	15	8	1	8	0	0	87
		Disposed of	11	16	2	34	7	10	0	13	0	0	67
		Pending at End	22	27	7	32	20	7	1	6	0	0	47
		% Pending More Than 12 mos	48%	42%	50%	23%	17%	83%	0%	60%	0%	0%	17%
		Inventory (+ or −)	+1	+4	+2	+9	+4	−2	+1	−3	0	0	+10

Family	Juvenile	Felony	Misdemeanors	Small Claims	Probate	Ordinance Violations	Traffic Violations	Conservation Violations	Total		County	Circuit
30	20	74	99	122	181	—	—	—	762	Pending at Start	Richland	2nd
61	17	96	263	284	68	35	2,171	5	3,272	Filed		
0	0	0	0	6	1	0	0	0	7	Reinstated		
—	—	−29	+29	0	—	—	—	—	0	Transferred		
61	17	67	292	290	69	35	2,171	5	3,279	Net Added		
44	16	104	305	295	53	223	1,986	8	3,322	Disposed of		
47	21	37	86	117	197	—	—	—	725	Pending at End		
										% Pending More		
49%	67%	27%	21%	47%	71%	—	—	—	52%	Than 12 mos		
+17	+1	−37	−13	−5	+16	—	—	—	−37	Inventory (+ or −)		
120	93	32	107	23	286	—	—	—	777	Pending at Start	Wabash	2nd
51	41	137	295	120	100	144	1,550	20	2,662	Filed		
1	0	17	2	8	5	0	0	0	99	Reinstated		
—	—	−31	+31	0	—	—	—	—	0	Transferred		
52	41	123	328	128	105	144	1,550	20	2,761	Net Added		
56	38	67	281	103	253	148	1,367	14	2,528	Disposed of		
110	93	81	116	47	132	—	—	—	766	Pending at End		
										% Pending More		
85%	67%	2%	40%	36%	67%	—	—	—	51%	Than 12 mos		
−10	0	+49	+9	+24	−154	—	—	—	−11	Inventory (+ or −)		
12	14	28	32	313	93	—	—	—	774	Pending at Start	Wayne	2nd
46	31	85	142	267	57	42	2,955	31	3,901	Filed		
0	0	0	0	0	0	0	0	0	0	Reinstated		
—	—	−2	+2	0	—	—	—	—	0	Transferred		
46	31	83	144	267	57	42	2,955	31	3,901	Net Added		
37	42	88	126	202	53	46	2,862	34	3,709	Disposed of		
21	3	23	50	378	97	—	—	—	880	Pending at End		
										% Pending More		
24%	0%	21%	27%	74%	55%	—	—	—	65%	Than 12 mos		
+9	−11	−5	+18	+65	+4	—	—	—	+106	Inventory (+ or −)		
24	34	25	26	61	165	—	—	—	653	Pending at Start	White	2nd
62	38	95	158	172	86	14	2,772	52	3,650	Filed		
0	0	2	0	0	0	0	0	0	2	Reinstated		
—	—	−37	+37	0	—	—	—	—	0	Transferred		
62	38	60	195	172	86	14	2,772	52	3,652	Net Added		
60	49	66	189	173	99	13	2,746	36	3,639	Disposed of		
26	23	19	32	60	152	—	—	—	623	Pending at End		
										% Pending More		
12%	4%	0%	3%	8%	60%	—	—	—	48%	Than 12 mos		
+2	−11	−6	+6	−1	−13	—	—	—	−30	Inventory (+ or −)		
590	308	484	933	1,745	2,395	—	—	—	9,498	Pending at Start	Circuit Total	2nd
692	405	1,134	2,481	2,519	802	819	26,616	581	39,439	Filed		
4	2	20	5	14	14	0	31	0	165	Reinstated		
—	—	−154	+154	0	—	—	—	—	0	Transferred		
696	407	1,000	2,640	2,533	816	819	26,647	581	39,604	Net Added		
579	373	1,047	2,604	2,407	943	906	25,298	567	38,087	Disposed of		
575	339	461	929	1,772	2,380	—	—	—	9,760	Pending at End		
										% Pending More		
62%	46%	20%	31%	59%	77%	—	—	—	59%	Than 12 mos		
−15	+31	−23	−4	+27	−15	—	—	—	+262	Inventory (+ or −)		
27	10	61	107	276	144	—	—	—	768	Pending at Start	Bond	3rd
28	38	79	187	291	45	12	1,598	35	2,505	Filed		
0	0	0	0	0	0	0	0	0	0	Reinstated		
—	—	0	0	0	—	—	—	—	0	Transferred		
28	38	79	187	291	45	12	1,598	35	2,505	Net Added		
23	29	78	149	404	39	6	1,588	22	2,498	Disposed of		
24	24	38	146	179	148	—	—	—	728	Pending at End		
										% Pending More		
17%	58%	7%	56%	38%	78%	—	—	—	49%	Than 12 mos		
−3	+14	−23	+39	−97	+4	—	—	—	−40	Inventory (+ or −)		

Circuit	County		Law Over $15,000		Law $15,000 or less		Chancery	Miscellaneous Remedy	Eminent Domain	Tax	Municipal Corporations	Mental Health	Dissolution of Marriage
			Jury	Non-Jury	Jury	Non-Jury							
3rd	Madison	Pending at Start	3,232	1,649	216	586	388	300	37	0	0	2	1,494
		Filed	529	1,319	27	807	423	533	29	0	0	516	1,646
		Reinstated	5	5	2	5	2	0	14	0	0	0	0
		Transferred	+799	−799	+74	−74	—	—	—	—	—	—	—
		Net Added	1,333	525	103	738	425	533	43	0	0	516	1,646
		Disposed of	923	385	103	757	544	501	48	0	0	514	2,155
		Pending at End	3,642	1,789	216	567	269	332	32	0	0	4	985
		% Pending More Than 12 mos	31%	25%	61%	29%	34%	38%	47%	0%	0%	0%	48%
		Inventory (+ or −)	+410	+140	0	−19	−119	+32	−5	0	0	+2	−509
3rd	Circuit Total	Pending at Start	3,253	1,672	221	609	404	309	37	9	0	2	1,531
		Filed	537	1,343	29	846	438	541	30	8	0	516	1,733
		Reinstated	5	5	2	5	2	0	14	0	0	0	0
		Transferred	+798	−798	+74	−74	—	—	—	—	—	—	—
		Net Added	1,340	550	105	777	440	541	44	8	0	516	1,733
		Disposed of	934	401	105	791	551	511	48	13	0	514	2,222
		Pending at End	3,664	1,816	223	599	289	339	33	6	0	4	1,032
		% Pending More Than 12 mos	31%	25%	60%	29%	33%	39%	47%	60%	0%	0%	47%
		Inventory (+ or −)	+411	+144	+2	−10	−115	+30	−4	−3	0	+2	−499
4th	Christian	Pending at Start	65	52	3	143	153	6	0	15	2	0	74
		Filed	30	28	3	149	44	17	4	0	0	13	197
		Reinstated	0	0	0	0	0	4	4	0	0	0	1
		Transferred	0	0	0	0	—	—	—	—	—	—	—
		Net Added	30	28	3	149	44	21	8	0	0	13	198
		Disposed of	47	61	4	162	52	13	5	1	0	3	188
		Pending at End	48	19	2	130	145	14	3	14	2	10	84
		% Pending More Than 12 mos	46%	26%	0%	68%	81%	57%	0%	79%	100%	0%	29%
		Inventory (+ or −)	−17	−33	−1	−13	−8	+8	+3	−1	0	+10	+10
4th	Clay	Pending at Start	18	6	1	8	29	0	0	1	0	0	27
		Filed	9	5	0	44	21	17	4	18	1	0	132
		Reinstated	0	0	0	0	0	0	0	0	0	0	0
		Transferred	+2	−2	+1	−1	—	—	—	—	—	—	—
		Net Added	11	3	1	43	21	17	4	18	1	0	132
		Disposed of	16	6	1	36	32	16	2	11	1	0	125
		Pending at End	13	3	1	15	18	1	2	8	0	0	34
		% Pending More Than 12 mos	31%	0%	0%	7%	28%	0%	0%	0%	0%	0%	3%
		Inventory (+ or −)	−5	−3	0	+7	−11	+1	+2	+7	0	0	+7
4th	Clinton	Pending at Start	52	50	5	120	45	29	4	21	3	2	60
		Filed	24	27	2	64	43	37	0	14	0	0	91
		Reinstated	5	2	0	2	0	0	0	2	0	0	0
		Transferred	+9	−10	+1	0	—	—	—	—	—	—	—
		Net Added	38	19	3	66	43	37	0	16	0	0	91
		Disposed of	36	29	2	90	38	27	3	2	0	0	84
		Pending at End	54	37	4	95	50	39	1	35	3	2	67
		% Pending More Than 12 mos	54%	58%	50%	67%	56%	44%	100%	63%	100%	100%	42%
		Inventory (+ or −)	+2	−13	−1	−25	+5	+10	−3	+14	0	0	+7
4th	Effingham	Pending at Start	80	17	8	32	27	18	0	9	0	0	93
		Filed	35	16	2	115	22	51	2	4	0	0	174
		Reinstated	+4	−4	+2	+7	−1	−1	0	0	0	0	−3
		Transferred	+4	−4	0	0	—	—	—	—	—	—	—
		Net Added	43	8	4	122	21	50	2	4	0	0	171
		Disposed of	53	15	6	106	23	47	2	3	0	0	197
		Pending at End	70	10	6	48	25	21	0	10	0	0	67
		% Pending More Than 12 mos	46%	60%	33%	8%	60%	67%	0%	80%	0%	0%	6%
		Inventory (+ or −)	−10	−7	−2	+16	−2	+3	0	+1	0	0	−26

Family	Juvenile	Felony	Misdemeanors	Small Claims	Probate	Ordinance Violations	Traffic Violations	Conservation Violations	Total		County	Circuit
2,742	321	467	3,494	2,102	3,364	—	—	—	20,394	Pending at Start	Madison	3rd
1,323	580	1,056	6,128	5,806	761	4,439	44,454	389	70,765	Filed		
0	0	124	0	0	0	0	0	0	157	Reinstated		
—	—	−148	+148	0	—	—	—	—	0	Transferred		
1,323	580	1,032	6,276	5,806	761	4,439	44,454	389	70,922	Net Added		
1,541	626	1,130	6,013	6,040	520	4,001	43,373	337	69,511	Disposed of		
2,524	275	388	3,757	1,867	3,605	—	—	—	20,252	Pending at End		
85%	6%	12%	33%	16%	82%	—	—	—	46%	% Pending More Than 12 mos		
−218	−46	−79	+263	−235	+241	—	—	—	−142	Inventory (+ or −)		
2,769	331	528	3,601	2,378	3,508	—	—	—	21,162	Pending at Start	Circuit Total	3rd
1,351	618	1,135	6,315	6,097	806	4,451	46,052	424	73,270	Filed		
0	0	124	0	0	0	0	0	0	157	Reinstated		
—	—	−148	+148	0	—	—	—	—	0	Transferred		
1,351	618	1,111	6,463	6,097	806	4,451	46,052	424	73,427	Net Added		
1,564	655	1,208	6,162	6,444	559	4,007	44,961	359	72,009	Disposed of		
2,548	299	426	3,903	2,046	3,753	—	—	—	20,980	Pending at End		
85%	9%	12%	34%	18%	82%	—	—	—	46%	% Pending More Than 12 mos		
−221	−32	−102	+302	−332	+245	—	—	—	−182	Inventory (+ or −)		
49	64	38	149	117	594	—	—	—	1,524	Pending at Start	Christian	4th
216	121	142	407	611	138	92	4,149	135	6,496	Filed		
8	0	3	4	0	0	0	0	0	24	Reinstated		
—	—	−25	+25	0	—	—	—	—	0	Transferred		
224	121	120	436	611	138	92	4,149	135	6,520	Net Added		
242	161	111	539	620	186	89	4,156	138	6,778	Disposed of		
31	24	47	46	108	546	—	—	—	1,273	Pending at End		
13%	21%	6%	0%	31%	77%	—	—	—	59%	% Pending More Than 12 mos		
−18	−40	+9	−103	−9	−48	—	—	—	−251	Inventory (+ or −)		
13	9	17	30	25	87	—	—	—	271	Pending at Start	Clay	4th
42	23	50	183	236	73	61	1,346	3	2,268	Filed		
0	0	0	0	0	0	0	0	0	0	Reinstated		
—	—	0	0	0	—	—	—	—	0	Transferred		
42	23	50	183	236	73	61	1,346	3	2,268	Net Added		
51	27	64	199	197	67	57	1,350	4	2,262	Disposed of		
4	5	3	14	64	93	—	—	—	278	Pending at End		
75%	0%	0%	0%	0%	46%	—	—	—	21%	% Pending More Than 12 mos		
−9	−4	−14	−16	+39	+6	—	—	—	+7	Inventory (+ or −)		
71	12	39	114	140	380	—	—	—	1,147	Pending at Start	Clinton	4th
65	40	279	545	367	114	19	3,321	147	5,199	Filed		
0	2	1	4	3	1	0	0	0	22	Reinstated		
—	—	0	0	0	—	—	—	—	0	Transferred		
65	42	280	549	370	115	19	3,321	147	5,221	Net Added		
27	47	238	566	312	109	15	3,315	195	5,135	Disposed of		
109	7	80	97	198	386	—	—	—	1,264	Pending at End		
61%	29%	0%	13%	44%	75%	—	—	—	53%	% Pending More Than 12 mos		
+38	−5	+41	−17	+58	+6	—	—	—	+117	Inventory (+ or −)		
68	19	48	159	126	286	—	—	—	990	Pending at Start	Effingham	4th
134	77	186	474	462	109	12	5,007	28	6,910	Filed		
−2	−2	−8	−11	+1	−4	0	0	0	−22	Reinstated		
—	—	0	0	0	—	—	—	—	0	Transferred		
132	75	178	463	463	105	12	5,007	28	6,888	Net Added		
161	65	115	426	467	155	16	4,750	24	6,631	Disposed of		
39	29	111	196	122	236	—	—	—	990	Pending at End		
23%	7%	6%	27%	14%	61%	—	—	—	32%	% Pending More Than 12 mos		
−29	+10	+63	+37	−4	−50	—	—	—	0	Inventory (+ or −)		

Circuit	County		Law Over $15,000		Law $15,000 or less		Chancery	Miscellaneous Remedy	Eminent Domain	Tax	Municipal Corporations	Mental Health	Dissolution of Marriage
			Jury	Non-Jury	Jury	Non-Jury							
4th	Fayette	Pending at Start	39	21	3	33	52	40	0	3	8	1	57
		Filed	14	17	6	63	43	41	0	10	0	2	133
		Reinstated	2	1	0	0	0	0	0	0	0	0	0
		Transferred	0	0	0	0	—	—	—	—	—	—	—
		Net Added	16	18	6	63	43	41	0	10	0	2	133
		Disposed of	30	23	2	64	39	67	0	7	8	3	100
		Pending at End	25	16	7	32	56	14	0	6	0	0	90
		% Pending More Than 12 mos	48%	38%	57%	13%	50%	43%	0%	33%	0%	0%	48%
		Inventory (+ or −)	−14	−5	+4	−1	+4	−26	0	+3	−8	−1	+33
4th	Jasper	Pending at Start	8	2	0	7	36	4	1	5	0	0	16
		Filed	9	5	0	17	12	7	0	1	0	0	48
		Reinstated	0	0	0	0	0	0	0	0	0	0	0
		Transferred	0	0	0	0	—	—	—	—	—	—	—
		Net Added	9	5	0	17	12	7	0	1	0	0	48
		Disposed of	3	2	0	15	11	6	0	2	0	0	40
		Pending at End	14	5	0	9	37	5	1	4	0	0	24
		% Pending More Than 12 mos	36%	20%	0%	33%	76%	60%	100%	75%	0%	0%	13%
		Inventory (+ or −)	+6	+3	0	+2	+1	+1	0	−1	0	0	+8
4th	Marion	Pending at Start	108	76	4	173	88	33	4	8	1	3	194
		Filed	82	45	3	185	47	62	5	12	0	12	289
		Reinstated	0	0	0	0	0	0	0	0	0	0	0
		Transferred	+8	−8	+2	−2	—	—	—	—	—	—	—
		Net Added	90	37	5	183	47	62	5	12	0	12	289
		Disposed of	101	26	6	171	78	63	1	20	0	11	248
		Pending at End	97	87	3	185	58	32	8	0	1	4	235
		% Pending More Than 12 mos	28%	61%	0%	63%	48%	16%	38%	0%	0%	25%	54%
		Inventory (+ or −)	−11	+11	−1	+12	−30	−1	+4	−8	0	+1	+41
4th	Montgomery	Pending at Start	63	51	3	141	56	26	2	28	0	0	81
		Filed	30	37	2	75	31	51	0	20	5	4	178
		Reinstated	0	0	0	0	0	0	0	0	0	0	0
		Transferred	0	0	0	0	—	—	—	—	—	—	—
		Net Added	30	37	2	75	31	51	0	20	5	4	178
		Disposed of	36	50	2	137	28	52	2	34	5	4	196
		Pending at End	64	25	3	79	59	25	0	14	0	0	63
		% Pending More Than 12 mos	48%	28%	100%	61%	58%	56%	0%	43%	0%	0%	3%
		Inventory (+ or −)	+1	−26	0	−62	+3	−1	−2	−14	0	0	−18
4th	Shelby	Pending at Start	24	4	1	16	15	11	0	6	0	0	20
		Filed	19	16	0	40	16	22	2	6	1	3	104
		Reinstated	0	0	0	0	0	0	0	0	0	0	0
		Transferred	0	0	+1	−1	—	—	—	—	—	—	—
		Net Added	19	16	1	39	16	22	2	6	1	3	104
		Disposed of	19	13	2	39	14	16	0	9	1	2	92
		Pending at End	24	7	0	16	17	17	2	3	0	1	32
		% Pending More Than 12 mos	33%	14%	0%	6%	41%	41%	0%	0%	0%	0%	0%
		Inventory (+ or −)	0	+3	−1	0	+2	+6	+2	−3	0	+1	+12
4th	Circuit Total	Pending at Start	457	279	28	673	501	167	11	96	14	6	622
		Filed	252	196	18	752	279	305	17	85	7	34	1,346
		Reinstated	+11	−1	+2	+9	−1	+3	+4	+2	0	0	−2
		Transferred	+23	−24	+5	−4	—	—	—	—	—	—	—
		Net Added	286	171	25	757	278	308	21	87	7	34	1,344
		Disposed of	341	225	25	820	315	307	15	89	15	23	1,270
		Pending at End	409	209	26	609	465	168	17	94	6	17	696
		% Pending More Than 12 mos	42%	48%	42%	54%	63%	44%	29%	55%	100%	18%	33%
		Inventory (+ or −)	−48	−70	−2	−64	−36	+1	+6	−2	−8	+11	+74

Family	Juvenile	Felony	Misdemeanors	Small Claims	Probate	Ordinance Violations	Traffic Violations	Conservation Violations	Total		County	Circuit
44	13	25	42	171	243	—	—	—	795	Pending at Start	Fayette	4th
70	45	121	270	474	98	41	3,364	80	4,892	Filed		
0	0	10	0	0	0	0	0	0	13	Reinstated		
—	—	0	0	0	—	—	—	—	0	Transferred		
70	45	131	270	474	98	41	3,364	80	4,905	Net Added		
88	38	97	267	514	109	42	3,357	79	4,934	Disposed of		
26	20	59	45	131	232	—	—	—	759	Pending at End		
58%	15%	0%	2%	50%	73%	—	—	—	47%	% Pending More Than 12 mos		
−18	+7	+34	+3	−40	−11	—	—	—	−36	Inventory (+ or −)		
7	18	14	30	9	64	—	—	—	221	Pending at Start	Jasper	4th
23	59	46	157	83	39	33	2,165	54	2,758	Filed		
0	0	0	0	0	0	0	0	0	0	Reinstated		
—	—	−7	+7	0	—	—	—	—	0	Transferred		
23	59	39	164	83	39	33	2,165	54	2,758	Net Added		
18	49	35	150	76	35	27	2,127	40	2,636	Disposed of		
12	28	18	44	16	68	—	—	—	285	Pending at End		
42%	4%	0%	11%	25%	60%	—	—	—	36%	% Pending More Than 12 mos		
+5	+10	+4	+14	+7	+4	—	—	—	+64	Inventory (+ or −)		
193	61	128	247	248	579	—	—	—	2,148	Pending at Start	Marion	4th
276	101	260	544	671	146	180	10,134	51	13,105	Filed		
0	0	10	82	0	0	0	0	0	92	Reinstated		
—	—	−19	+19	0	—	—	—	—	0	Transferred		
276	101	251	645	671	146	180	10,134	51	13,197	Net Added		
232	133	260	556	624	73	165	9,738	44	12,550	Disposed of		
237	29	119	336	384	652	—	—	—	2,467	Pending at End		
62%	7%	33%	53%	36%	80%	—	—	—	56%	% Pending More Than 12 mos		
+44	−32	−9	+89	+136	+73	—	—	—	+319	Inventory (+ or −)		
59	21	38	106	228	265	—	—	—	1,168	Pending at Start	Montgomery	4th
111	61	118	637	622	143	55	6,562	79	8,821	Filed		
0	0	0	0	0	0	0	0	0	0	Reinstated		
—	—	0	0	0	—	—	—	—	0	Transferred		
111	61	118	637	622	143	55	6,562	79	8,821	Net Added		
119	62	99	598	694	105	38	6,465	69	8,795	Disposed of		
51	20	57	145	145	303	—	—	—	1,053	Pending at End		
43%	5%	5%	0%	10%	60%	—	—	—	35%	% Pending More Than 12 mos		
−8	−1	+19	+39	−83	+38	—	—	—	−115	Inventory (+ or −)		
15	20	31	67	54	275	—	—	—	559	Pending at Start	Shelby	4th
59	35	68	187	444	101	6	2,308	98	3,535	Filed		
0	0	0	0	0	0	0	0	0	0	Reinstated		
—	—	−4	+4	0	—	—	—	—	0	Transferred		
59	35	64	191	444	101	6	2,308	98	3,535	Net Added		
47	31	71	221	406	88	5	2,229	93	3,398	Disposed of		
27	24	24	37	92	288	—	—	—	611	Pending at End		
15%	29%	4%	41%	61%	71%	—	—	—	51%	% Pending More Than 12 mos		
+12	+4	−7	−30	+38	+13	—	—	—	+52	Inventory (+ or −)		
519	237	378	944	1,118	2,773	—	—	—	8,823	Pending at Start	Circuit Total	4th
996	562	1,270	3,404	3,970	961	499	38,356	675	53,984	Filed		
+6	0	+16	+79	+4	−3	0	0	0	+129	Reinstated		
—	—	−55	+55	0	—	—	—	—	0	Transferred		
1,002	562	1,231	3,538	3,974	958	499	38,356	675	54,113	Net Added		
985	613	1,090	3,522	3,910	927	454	37,487	686	53,119	Disposed of		
536	186	518	960	1,260	2,804	—	—	—	8,980	Pending at End		
51%	12%	10%	27%	33%	72%	—	—	—	48%	% Pending More Than 12 mos		
+17	−51	+140	+16	+142	+31	—	—	—	+157	Inventory (+ or −)		

Circuit	County		Law Over $15,000		Law $15,000 or less		Chancery	Miscellaneous Remedy	Eminent Domain	Tax	Municipal Corporations	Mental Health	Dissolution of Marriage
			Jury	Non-Jury	Jury	Non-Jury							
5th	Clark	Pending at Start	26	36	3	55	51	7	0	8	0	0	55
		Filed	7	23	0	36	36	9	0	2	1	0	115
		Reinstated	0	0	0	0	0	0	0	0	0	0	0
		Transferred	0	0	0	0	—	—	—	—	—	—	—
		Net Added	7	23	0	36	36	9	0	2	1	0	115
		Disposed of	5	19	0	34	10	5	0	1	1	0	88
		Pending at End	28	40	3	57	77	11	0	9	0	0	82
		% Pending More Than 12 mos	75%	60%	100%	70%	57%	64%	0%	78%	0%	0%	44%
		Inventory (+ or −)	+2	+4	0	+2	+26	+4	0	+1	0	0	+27
5th	Coles	Pending at Start	195	49	6	174	113	127	4	52	4	15	300
		Filed	86	42	7	193	38	49	0	20	0	3	345
		Reinstated	0	0	0	0	0	0	0	0	0	0	0
		Transferred	0	0	0	0	—	—	—	—	—	—	—
		Net Added	86	42	7	193	38	49	0	20	0	3	345
		Disposed of	81	44	3	158	34	36	0	15	0	3	332
		Pending at End	200	46	10	209	117	140	4	57	4	15	313
		% Pending More Than 12 mos	64%	46%	50%	68%	84%	86%	100%	89%	100%	93%	61%
		Inventory (+ or −)	+5	−3	+4	+35	+4	+13	0	+5	0	0	+13
5th	Cumberland	Pending at Start	22	27	2	25	47	2	1	7	0	1	40
		Filed	4	9	0	24	5	7	0	1	0	2	76
		Reinstated	0	0	0	0	0	0	0	0	0	0	0
		Transferred	0	0	0	0	—	—	—	—	—	—	—
		Net Added	4	9	0	24	5	7	0	1	0	2	76
		Disposed of	5	2	0	13	12	4	0	2	0	1	64
		Pending at End	21	34	2	36	40	5	1	6	0	2	52
		% Pending More Than 12 mos	86%	76%	100%	64%	93%	40%	100%	83%	0%	50%	56%
		Inventory (+ or −)	−1	+7	0	+11	−7	+3	0	−1	0	+1	+12
5th	Edgar	Pending at Start	45	25	0	24	45	18	1	8	0	0	100
		Filed	9	17	2	57	13	34	0	4	0	1	114
		Reinstated	0	0	0	0	0	0	0	0	0	0	0
		Transferred	+3	−2	0	−1	—	—	—	—	—	—	—
		Net Added	12	15	2	56	13	34	0	4	0	1	114
		Disposed of	24	22	0	46	8	34	0	1	0	1	104
		Pending at End	35	18	2	34	50	18	1	11	0	0	110
		% Pending More Than 12 mos	66%	39%	0%	38%	80%	72%	100%	73%	0%	0%	66%
		Inventory (+ or −)	−10	−7	+2	+10	+5	0	0	+3	0	0	+10
5th	Vermilion	Pending at Start	300	89	38	463	109	67	12	32	0	40	320
		Filed	139	51	2	724	120	90	21	65	0	34	517
		Reinstated	3	2	0	5	0	0	0	0	0	0	0
		Transferred	+5	−4	+1	0	—	—	—	—	—	—	—
		Net Added	147	49	3	729	120	90	21	65	0	34	517
		Disposed of	124	36	0	517	117	67	7	53	0	21	591
		Pending at End	323	102	41	675	112	90	26	44	0	53	246
		% Pending More Than 12 mos	59%	66%	95%	56%	53%	57%	46%	59%	0%	74%	26%
		Inventory (+ or −)	+23	+13	+3	+212	+3	+23	+14	+12	0	+13	−74
5th	Circuit Total	Pending at Start	588	226	49	741	365	221	18	107	4	56	815
		Filed	245	142	11	1,034	212	189	21	92	1	40	1,167
		Reinstated	3	2	0	5	0	0	0	0	0	0	0
		Transferred	+8	−6	+1	−1	—	—	—	—	—	—	—
		Net Added	256	138	12	1,038	212	189	21	92	1	40	1,167
		Disposed of	239	123	3	768	181	146	7	72	1	26	1,179
		Pending at End	607	240	58	1,011	396	264	32	127	4	70	803
		% Pending More Than 12 mos	62%	60%	84%	59%	70%	73%	56%	76%	100%	77%	49%
		Inventory (+ or −)	+19	+14	+9	+270	+31	+43	+14	+20	0	+14	−12

Family	Juvenile	Felony	Misdemeanors	Small Claims	Probate	Ordinance Violations	Traffic Violations	Conservation Violations	Total		County	Circuit
54	30	30	150	143	266	—	—	—	914	Pending at Start	Clark	5th
20	36	47	285	383	81	8	4,224	55	5,368	Filed		
0	0	0	0	0	0	0	0	0	0	Reinstated		
—	—	0	0	0	—	—	—	—	0	Transferred		
20	36	47	285	383	81	8	4,224	55	5,368	Net Added		
16	42	60	224	390	45	11	3,665	44	4,660	Disposed of		
58	24	17	211	136	302	—	—	—	1,055	Pending at End		
81%	58%	24%	45%	40%	75%	—	—	—	59%	% Pending More Than 12 mos		
+4	−6	−13	+61	−7	+36	—	—	—	+141	Inventory (+ or −)		
208	101	118	263	621	910	—	—	—	3,260	Pending at Start	Coles	5th
105	111	214	742	1,035	151	958	6,566	71	10,736	Filed		
0	0	0	0	0	0	0	0	0	0	Reinstated		
—	—	−41	+41	0	—	—	—	—	0	Transferred		
105	111	173	783	1,035	151	958	6,566	71	10,736	Net Added		
86	131	185	726	893	107	988	6,235	73	10,130	Disposed of		
227	81	106	288	763	954	—	—	—	3,534	Pending at End		
84%	74%	51%	39%	63%	86%	—	—	—	70%	% Pending More Than 12 mos		
+19	−20	−12	+25	+142	+44	—	—	—	+274	Inventory (+ or −)		
31	43	13	69	34	130	—	—	—	494	Pending at Start	Cumberland	5th
37	24	49	190	82	48	3	2,655	21	3,237	Filed		
0	0	0	0	0	0	0	0	0	0	Reinstated		
—	—	0	0	0	—	—	—	—	0	Transferred		
37	24	49	190	82	48	3	2,655	21	3,237	Net Added		
16	13	45	163	66	30	4	2,660	26	3,126	Disposed of		
52	54	17	96	50	148	—	—	—	616	Pending at End		
58%	67%	35%	36%	56%	70%	—	—	—	62%	% Pending More Than 12 mos		
+21	+11	+4	+27	+16	+18	—	—	—	+122	Inventory (+ or −)		
163	109	68	196	109	582	—	—	—	1,493	Pending at Start	Edgar	5th
53	52	96	276	322	112	17	2,711	31	3,921	Filed		
0	0	0	0	0	0	0	0	0	0	Reinstated		
—	—	−26	+26	0	—	—	—	—	0	Transferred		
53	52	70	302	322	112	17	2,711	31	3,921	Net Added		
42	59	68	313	307	99	11	2,622	48	3,809	Disposed of		
174	102	70	185	124	593	—	—	—	1,527	Pending at End		
89%	93%	47%	74%	51%	83%	—	—	—	75%	% Pending More Than 12 mos		
+11	−7	+2	−11	+15	+11	—	—	—	+34	Inventory (+ or −)		
1,416	159	401	698	1,188	1,604	—	—	—	6,936	Pending at Start	Vermilion	5th
361	206	407	1,218	1,852	359	978	14,501	91	21,736	Filed		
0	0	2	0	14	2	0	0	0	28	Reinstated		
—	—	−65	+65	−2	—	—	—	—	0	Transferred		
361	206	344	1,283	1,864	361	978	14,501	91	21,764	Net Added		
370	174	232	986	1,545	266	1,008	14,373	100	20,587	Disposed of		
1,407	191	513	995	1,507	1,700	—	—	—	8,025	Pending at End		
89%	34%	41%	27%	59%	82%	—	—	—	62%	% Pending More Than 12 mos		
−9	+32	+112	+297	+319	+96	—	—	—	+1,089	Inventory (+ or −)		
1,872	442	630	1,376	2,095	3,492	—	—	—	13,097	Pending at Start	Circuit Total	5th
576	429	813	2,711	3,674	751	1,964	30,657	269	44,998	Filed		
0	0	2	0	14	2	0	0	0	28	Reinstated		
—	—	−132	+132	−2	—	—	—	—	0	Transferred		
576	429	683	2,843	3,686	753	1,964	30,657	269	45,026	Net Added		
530	419	590	2,412	3,201	547	2,022	29,555	291	42,312	Disposed of		
1,918	452	723	1,775	2,580	3,697	—	—	—	14,757	Pending at End		
87%	60%	43%	36%	59%	82%	—	—	—	65%	% Pending More Than 12 mos		
+46	+10	+93	+399	+485	+205	—	—	—	+1,660	Inventory (+ or −)		

Circuit	County		Law Over $15,000		Law $15,000 or less		Chancery	Miscellaneous Remedy	Eminent Domain	Tax	Municipal Corporations	Mental Health	Dissolution of Marriage
			Jury	Non-Jury	Jury	Non-Jury							
6th ...	Champaign	Pending at Start	549	227	25	480	169	96	12	6	0	0	448
		Filed	245	138	10	655	219	188	19	5	0	29	922
		Reinstated	29	3	0	14	4	0	2	0	0	0	10
		Transferred	+16	−12	+10	−14	—	—	—	—	—	—	—
		Net Added	290	129	20	655	223	188	21	5	0	29	932
		Disposed of	318	92	12	594	192	165	11	5	0	29	879
		Pending at End	521	264	33	541	200	119	22	6	0	0	501
		% Pending More Than 12 mos	59%	70%	61%	48%	46%	65%	64%	67%	0%	0%	41%
		Inventory (+ or −)	−28	+37	+8	+61	+31	+23	+10	0	0	0	+53
6th ...	DeWitt	Pending at Start	26	3	0	19	12	8	3	0	0	0	23
		Filed	15	4	0	174	22	17	1	2	1	0	114
		Reinstated	1	0	0	0	0	2	0	0	0	0	0
		Transferred	0	0	0	0	—	—	—	—	—	—	—
		Net Added	16	4	0	174	22	19	1	2	1	0	114
		Disposed of	11	2	0	145	15	19	1	2	1	0	99
		Pending at End	31	5	0	56	18	6	3	0	0	0	37
		% Pending More Than 12 mos	58%	60%	0%	7%	28%	33%	67%	0%	0%	0%	14%
		Inventory (+ or −)	+5	+2	0	+37	+6	−2	0	0	0	0	+14
6th ...	Douglas	Pending at Start	32	21	3	50	29	9	2	1	0	0	58
		Filed	20	14	0	34	23	5	0	1	0	0	67
		Reinstated	0	0	0	0	0	0	0	0	0	0	0
		Transferred	0	0	0	0	—	—	—	—	—	—	—
		Net Added	20	14	0	34	23	5	0	1	0	0	67
		Disposed of	20	12	0	28	27	5	0	0	0	0	60
		Pending at End	31	19	2	48	27	9	2	1	0	0	66
		% Pending More Than 12 mos	48%	63%	100%	75%	56%	67%	100%	100%	0%	0%	47%
		Inventory (+ or −)	−1	−2	−1	−2	−2	0	0	0	0	0	+8
6th ...	Macon	Pending at Start	392	201	3	671	227	58	5	0	60	27	412
		Filed	203	606	0	1,025	193	113	6	11	117	268	833
		Reinstated	0	0	0	0	0	0	0	0	0	0	0
		Transferred	0	0	0	0	—	—	—	—	—	—	—
		Net Added	203	606	0	1,025	193	113	6	11	117	268	833
		Disposed of	247	144	2	1,015	242	108	7	3	98	267	812
		Pending at End	340	663	1	681	178	63	4	8	79	28	433
		% Pending More Than 12 mos	55%	13%	100%	37%	31%	38%	75%	0%	22%	25%	30%
		Inventory (+ or −)	−52	+462	−2	+10	−49	+5	−1	+8	+19	+1	+21
6th ...	Moultrie	Pending at Start	20	17	1	34	49	8	0	20	0	0	36
		Filed	8	7	0	45	16	6	2	1	0	0	58
		Reinstated	0	0	0	2	0	0	0	0	0	0	0
		Transferred	0	+1	0	−1	—	—	—	—	—	—	—
		Net Added	8	8	0	46	16	6	2	1	0	0	58
		Disposed of	10	20	1	56	43	9	0	21	0	0	67
		Pending at End	18	5	0	24	22	5	2	0	0	0	27
		% Pending More Than 12 mos	61%	60%	0%	33%	64%	40%	0%	0%	0%	0%	26%
		Inventory (+ or −)	−2	−12	−1	−10	−27	−3	+2	−20	0	0	−9
6th ...	Piatt	Pending at Start	17	13	0	13	10	5	9	18	0	0	42
		Filed	8	11	1	9	9	4	1	7	1	0	78
		Reinstated	0	0	0	0	0	0	0	0	0	0	0
		Transferred	0	+1	0	−1	—	—	—	—	—	—	—
		Net Added	8	12	1	8	9	4	1	7	1	0	78
		Disposed of	7	10	0	8	9	2	9	8	1	0	82
		Pending at End	18	15	1	13	10	7	1	17	0	0	38
		% Pending More Than 12 mos	56%	53%	0%	69%	50%	57%	0%	82%	0%	0%	50%
		Inventory (+ or −)	+1	+2	+1	0	0	+2	−8	−1	0	0	−4

Family	Juvenile	Felony	Misdemeanors	Small Claims	Probate	Ordinance Violations	Traffic Violations	Conservation Violations	Total		County	Circuit
787	477	295	261	2,271	2,560	—	—	—	8,663	Pending at Start	Champaign	6th
995	328	943	975	3,584	433	1,665	36,442	16	47,811	Filed		
2	0	71	55	79	0	6	0	0	275	Reinstated		
—	—	0	0	0	—	—	—	—	0	Transferred		
997	328	1,014	1,030	3,663	433	1,671	36,442	16	48,086	Net Added		
980	435	1,059	956	3,529	287	1,636	31,143	16	42,338	Disposed of		
804	370	250	335	2,405	2,706	—	—	—	9,077	Pending at End		
66%	55%	3%	3%	45%	85%	—	—	—	58%	% Pending More Than 12 mos		
+17	−107	−45	+74	+134	+146	—	—	—	+414	Inventory (+ or −)		
8	7	29	70	102	284	—	—	—	594	Pending at Start	DeWitt	6th
60	64	109	373	464	95	42	2,499	191	4,247	Filed		
0	0	0	0	1	0	0	0	0	4	Reinstated		
—	—	−27	+27	0	—	—	—	—	0	Transferred		
60	64	82	400	465	95	42	2,499	191	4,251	Net Added		
42	50	83	356	459	107	23	2,073	164	3,652	Disposed of		
25	10	30	120	110	225	—	—	—	676	Pending at End		
28%	0%	10%	17%	11%	66%	—	—	—	34%	% Pending More Than 12 mos		
+17	+3	+1	+50	+8	−59	—	—	—	+82	Inventory (+ or −)		
40	9	30	41	136	270	—	—	—	731	Pending at Start	Douglas	6th
50	12	58	135	381	102	60	3,406	10	4,378	Filed		
0	0	0	0	0	0	0	0	0	0	Reinstated		
—	—	0	0	0	—	—	—	—	0	Transferred		
50	12	58	135	381	102	60	3,406	10	4,378	Net Added		
48	11	74	133	329	122	52	3,203	7	4,131	Disposed of		
47	8	14	43	195	234	—	—	—	746	Pending at End		
66%	38%	0%	30%	61%	66%	—	—	—	59%	% Pending More Than 12 mos		
+7	−1	−16	+2	+59	−36	—	—	—	+15	Inventory (+ or −)		
583	196	256	710	1,787	1,891	—	—	—	7,479	Pending at Start	Macon	6th
1,034	428	866	1,819	2,916	473	1,663	23,453	40	36,067	Filed		
0	0	0	0	0	0	0	0	0	0	Reinstated		
—	—	−143	+143	0	—	—	—	—	0	Transferred		
1,034	428	723	1,962	2,916	473	1,663	23,453	40	36,067	Net Added		
1,068	502	742	1,989	2,829	375	1,064	21,349	27	32,890	Disposed of		
549	122	250	670	1,874	1,985	—	—	—	7,928	Pending at End		
48%	10%	5%	41%	36%	78%	—	—	—	45%	% Pending More Than 12 mos		
−34	−74	−6	−40	+87	+94	—	—	—	+449	Inventory (+ or −)		
17	15	16	47	47	216	—	—	—	543	Pending at Start	Moultrie	6th
15	37	54	144	223	69	0	1,955	71	2,711	Filed		
0	0	1	0	0	1	0	0	0	4	Reinstated		
—	—	−12	+12	0	—	—	—	—	0	Transferred		
15	37	43	156	223	70	0	1,955	71	2,715	Net Added		
30	29	41	176	227	124	0	1,799	67	2,720	Disposed of		
2	23	18	27	43	162	—	—	—	378	Pending at End		
100%	13%	0%	48%	9%	64%	—	—	—	45%	% Pending More Than 12 mos		
−15	+8	+2	−20	−4	−54	—	—	—	−165	Inventory (+ or −)		
15	7	24	34	49	189	—	—	—	445	Pending at Start	Piatt	6th
40	11	55	111	181	61	54	2,412	18	3,072	Filed		
0	0	1	2	0	3	0	0	0	6	Reinstated		
—	—	−13	+13	0	—	—	—	—	0	Transferred		
40	11	43	126	181	64	54	2,412	18	3,078	Net Added		
40	11	33	119	169	68	21	2,391	17	3,005	Disposed of		
15	7	34	41	61	185	—	—	—	463	Pending at End		
33%	29%	6%	0%	54%	71%	—	—	—	52%	% Pending More Than 12 mos		
0	0	+10	+7	+12	−4	—	—	—	+18	Inventory (+ or −)		

Circuit	County		Law Over $15,000		Law $15,000 or less		Chancery	Miscellaneous Remedy	Eminent Domain	Tax	Municipal Corporations	Mental Health	Dissolution of Marriage
			Jury	Non-Jury	Jury	Non-Jury							
6th	Circuit Total	Pending at Start	1,036	482	32	1,267	496	184	31	45	60	27	1,019
		Filed	499	780	11	1,942	482	333	29	27	119	297	2,072
		Reinstated	30	3	0	16	4	2	2	0	0	0	10
		Transferred	+16	−10	+10	−16	—	—	—	—	—	—	—
		Net Added	545	773	21	1,942	486	335	31	27	119	297	2,082
		Disposed of	613	280	15	1,846	528	308	28	39	100	296	1,999
		Pending at End	959	971	37	1,363	455	209	34	32	79	28	1,102
		% Pending More Than 12 mos	57%	31%	62%	42%	41%	55%	62%	59%	22%	25%	36%
		Inventory (+ or −)	−77	+489	+5	+96	−41	+25	+3	−13	+19	+1	+83
7th	Greene	Pending at Start	7	25	2	11	10	2	0	2	0	0	22
		Filed	4	18	2	31	17	20	0	14	1	4	72
		Reinstated	0	0	0	0	0	0	0	0	0	0	0
		Transferred	0	0	0	0	—	—	—	—	—	—	—
		Net Added	4	18	2	31	17	20	0	14	1	4	72
		Disposed of	5	19	1	22	12	17	0	8	1	4	70
		Pending at End	6	24	2	20	15	5	0	8	0	0	24
		% Pending More Than 12 mos	17%	21%	0%	10%	13%	0%	0%	13%	0%	0%	29%
		Inventory (+ or −)	−1	−1	0	+9	+5	+3	0	+6	0	0	+2
7th	Jersey	Pending at Start	37	31	3	22	13	10	1	3	0	0	32
		Filed	10	15	9	66	31	35	0	2	0	1	111
		Reinstated	0	0	0	0	0	0	0	0	0	0	0
		Transferred	0	0	0	0	—	—	—	—	—	—	—
		Net Added	10	15	9	66	31	35	0	2	0	1	111
		Disposed of	21	22	9	62	27	37	1	5	0	1	113
		Pending at End	22	24	3	26	17	8	0	0	0	0	30
		% Pending More Than 12 mos	55%	63%	0%	12%	18%	0%	0%	0%	0%	0%	10%
		Inventory (+ or −)	−15	−7	0	+4	+4	−2	−1	−3	0	0	−2
7th	Macoupin	Pending at Start	91	187	6	273	109	29	4	37	12	6	193
		Filed	31	43	2	178	51	36	4	45	0	3	258
		Reinstated	0	0	0	0	0	0	0	0	0	0	0
		Transferred	0	0	0	0	—	—	—	—	—	—	—
		Net Added	31	43	2	178	51	36	4	45	0	3	258
		Disposed of	35	30	8	67	27	20	1	18	0	0	232
		Pending at End	87	200	0	384	133	45	7	64	12	9	219
		% Pending More Than 12 mos	54%	76%	0%	66%	70%	58%	57%	52%	100%	67%	57%
		Inventory (+ or −)	−4	+13	−6	+111	+24	+16	+3	+27	0	+3	+26
7th	Morgan	Pending at Start	91	30	9	28	21	10	0	0	0	0	49
		Filed	36	34	3	150	23	56	2	9	0	9	200
		Reinstated	0	0	0	0	0	0	0	0	0	0	0
		Transferred	0	0	0	0	—	—	—	—	—	—	—
		Net Added	36	34	3	150	23	56	2	9	0	9	200
		Disposed of	62	47	9	141	31	59	2	6	0	8	187
		Pending at End	65	17	3	37	13	7	0	3	0	0	63
		% Pending More Than 12 mos	57%	18%	33%	11%	31%	14%	0%	0%	0%	0%	16%
		Inventory (+ or −)	−26	−13	−6	+9	−8	−3	0	+3	0	0	+1
7th	Sangamon	Pending at Start	818	954	32	918	935	706	36	172	13	0	31
		Filed	291	221	36	1,948	186	366	6	19	1	448	1,14
		Reinstated	0	0	0	0	0	0	0	0	0	0	
		Transferred	0	0	0	0	—	—	—	—	—	—	-
		Net Added	291	221	36	1,948	186	366	6	19	1	448	1,14
		Disposed of	229	130	20	1,825	48	90	4	7	0	448	99
		Pending at End	880	1,045	49	1,036	1,073	982	37	184	14	0	46
		% Pending More Than 12 mos	69%	81%	55%	42%	85%	69%	92%	92%	79%	0%	589
		Inventory (+ or −)	+62	+91	+17	+118	+138	+276	+1	+12	+1	0	+15

Family	Juvenile	Felony	Misdemeanors	Small Claims	Probate	Ordinance Violations	Traffic Violations	Conservation Violations	Total		County	Circuit
1,450	711	650	1,163	4,392	5,410	—	—	—	18,455	Pending at Start	Circuit Total	6th
2,194	880	2,085	3,557	7,749	1,233	3,484	70,167	346	98,286	Filed		
2	0	73	57	80	4	6	0	0	289	Reinstated		
—	—	−195	+195	0	—	—	—	—	0	Transferred		
2,196	880	1,963	3,809	7,829	1,237	3,490	70,167	346	98,575	Net Added		
2,208	1,038	2,032	3,729	7,542	1,083	2,796	61,958	298	88,736	Disposed of		
1,442	540	596	1,236	4,688	5,497	—	—	—	19,268	Pending at End		
58%	41%	4%	27%	41%	80%	—	—	—	52%	% Pending More Than 12 mos		
−8	−171	−54	+73	+296	+87	—	—	—	+813	Inventory (+ or −)		
17	10	20	26	22	187	—	—	—	363	Pending at Start	Greene	7th
44	9	54	74	203	101	2	1,876	14	2,560	Filed		
0	0	0	0	0	0	0	0	0	0	Reinstated		
—	—	−10	+10	0	—	—	—	—	0	Transferred		
44	9	44	84	203	101	2	1,876	14	2,560	Net Added		
42	5	51	81	165	134	2	1,782	5	2,426	Disposed of		
19	14	13	29	60	154	—	—	—	393	Pending at End		
0%	21%	8%	14%	18%	52%	—	—	—	30%	% Pending More Than 12 mos		
+2	+4	−7	+3	+38	−33	—	—	—	+30	Inventory (+ or −)		
6	1	33	86	69	250	—	—	—	597	Pending at Start	Jersey	7th
28	32	132	444	360	70	34	3,185	120	4,685	Filed		
0	0	0	0	0	0	0	0	0	0	Reinstated		
—	—	−29	+29	0	—	—	—	—	0	Transferred		
28	32	103	473	360	70	34	3,185	120	4,685	Net Added		
28	30	74	466	372	68	19	3,129	74	4,558	Disposed of		
6	3	40	93	57	259	—	—	—	588	Pending at End		
0%	0%	0%	1%	2%	76%	—	—	—	40%	% Pending More Than 12 mos		
0	+2	+7	+7	−12	+9	—	—	—	−9	Inventory (+ or −)		
329	199	152	467	988	1,046	—	—	—	4,128	Pending at Start	Macoupin	7th
142	77	217	489	973	243	132	5,825	75	8,824	Filed		
0	0	0	0	0	0	0	0	0	0	Reinstated		
—	—	−59	+59	0	—	—	—	—	0	Transferred		
142	77	158	548	973	243	132	5,825	75	8,824	Net Added		
34	71	142	577	1,475	190	108	5,595	77	8,707	Disposed of		
437	205	168	438	486	1,099	—	—	—	3,993	Pending at End		
74%	72%	30%	58%	55%	82%	—	—	—	67%	% Pending More Than 12 mos		
+108	+6	+16	−29	−502	+53	—	—	—	−135	Inventory (+ or −)		
12	14	49	87	75	679	—	—	—	1,154	Pending at Start	Morgan	7th
64	61	101	451	776	158	422	5,128	23	7,706	Filed		
0	0	0	0	0	0	0	0	0	0	Reinstated		
—	—	0	0	0	—	—	—	—	0	Transferred		
64	61	101	451	776	158	422	5,128	23	7,706	Net Added		
62	60	106	458	755	368	384	5,131	24	7,900	Disposed of		
14	15	44	80	96	481	—	—	—	937	Pending at End		
21%	33%	9%	0%	0%	72%	—	—	—	45%	% Pending More Than 12 mos		
+2	+1	−5	−7	+21	−198	—	—	—	−217	Inventory (+ or −)		
1,959	882	526	1,335	6,330	3,174	—	—	—	19,101	Pending at Start	Sangamon	7th
1,422	384	711	2,573	9,063	720	446	35,881	181	56,051	Filed		
0	0	81	58	0	1	0	0	0	140	Reinstated		
—	—	−147	+147	0	—	—	—	—	0	Transferred		
1,422	384	645	2,778	9,063	721	446	35,881	181	56,191	Net Added		
1,044	68	885	2,349	8,069	587	192	31,044	70	48,101	Disposed of		
2,337	1,198	286	1,764	7,377	3,308	—	—	—	22,037	Pending at End		
71%	68%	12%	50%	58%	81%	—	—	—	67%	% Pending More Than 12 mos		
+378	+316	−240	+429	+1,047	+134	—	—	—	+2,936	Inventory (+ or −)		

Circuit	County		Law Over $15,000		Law $15,000 or less		Chancery	Miscellaneous Remedy	Eminent Domain	Tax	Municipal Corporations	Mental Health	Dissolution of Marriage
			Jury	Non-Jury	Jury	Non-Jury							
7th	Scott	Pending at Start	11	12	0	12	12	0	4	0	0	0	6
		Filed	10	6	0	17	5	9	0	3	0	0	29
		Reinstated	0	0	0	0	0	0	0	0	0	0	0
		Transferred	0	0	0	0	—	—	—	—	—	—	—
		Net Added	10	6	0	17	5	9	0	3	0	0	29
		Disposed of	8	8	0	14	3	2	0	0	0	0	31
		Pending at End	13	10	0	15	14	7	4	3	0	0	4
		% Pending More Than 12 mos	77%	70%	0%	60%	71%	0%	0%	0%	0%	0%	50%
		Inventory (+ or −)	+2	−2	0	+3	+2	+7	0	+3	0	0	−2
7th	Circuit Total	Pending at Start	1,055	1,239	52	1,264	1,100	757	45	214	25	6	613
		Filed	382	337	52	2,390	313	522	12	92	2	465	1,818
		Reinstated	0	0	0	0	0	0	0	0	0	0	0
		Transferred	0	0	0	0	—	—	—	—	—	—	—
		Net Added	382	337	52	2,390	313	522	12	92	2	465	1,818
		Disposed of	360	256	47	2,131	148	225	8	44	1	461	1,625
		Pending at End	1,073	1,320	57	1,518	1,265	1,054	48	262	26	9	806
		% Pending More Than 12 mos	66%	78%	49%	46%	81%	67%	86%	77%	88%	67%	55%
		Inventory (+ or −)	+18	+81	+5	+254	+165	+297	+3	+48	+1	+3	+193
8th	Adams	Pending at Start	89	46	5	81	48	29	33	11	0	12	175
		Filed	75	54	4	311	57	103	5	11	0	72	423
		Reinstated	0	0	0	1	0	1	0	0	0	0	0
		Transferred	+5	−5	+5	−5	—	—	—	—	—	—	—
		Net Added	80	49	9	307	57	104	5	11	0	72	423
		Disposed of	64	47	6	285	63	112	14	11	0	71	413
		Pending at End	105	48	8	103	42	21	24	11	0	13	185
		% Pending More Than 12 mos	38%	31%	38%	13%	21%	24%	96%	45%	0%	8%	23%
		Inventory (+ or −)	+16	+2	+3	+22	−6	−8	−9	0	0	+1	+10
8th	Brown	Pending at Start	5	16	0	14	8	10	0	5	0	1	15
		Filed	9	9	0	6	5	11	0	3	0	2	38
		Reinstated	0	0	0	0	0	0	0	0	0	0	0
		Transferred	+1	−1	+1	−1	—	—	—	—	—	—	—
		Net Added	10	8	1	5	5	11	0	3	0	2	38
		Disposed of	4	16	0	15	8	15	0	5	0	3	32
		Pending at End	11	8	1	4	5	6	0	3	0	0	21
		% Pending More Than 12 mos	45%	38%	0%	50%	20%	0%	0%	67%	0%	0%	5%
		Inventory (+ or −)	+6	−8	+1	−10	−3	−4	0	−2	0	−1	+6
8th	Calhoun	Pending at Start	3	7	0	4	9	0	0	0	0	1	6
		Filed	5	17	0	14	2	7	0	2	1	0	19
		Reinstated	0	1	0	0	0	0	0	0	0	0	1
		Transferred	+2	−2	0	0	—	—	—	—	—	—	—
		Net Added	7	16	0	14	2	7	0	2	1	0	20
		Disposed of	1	11	0	13	7	7	0	2	1	1	20
		Pending at End	9	12	0	5	4	0	0	0	0	0	6
		% Pending More Than 12 mos	22%	17%	0%	0%	75%	0%	0%	0%	0%	0%	0%
		Inventory (+ or −)	+6	+5	0	+1	−5	0	0	0	0	−1	1
8th	Cass	Pending at Start	12	6	4	17	7	6	2	1	0	0	2
		Filed	9	5	3	19	3	27	1	3	1	1	7
		Reinstated	0	0	0	0	0	0	0	0	0	0	0
		Transferred	0	0	0	0	—	—	—	—	—	—	—
		Net Added	9	5	3	19	3	27	1	3	1	1	7
		Disposed of	8	4	7	23	4	7	0	2	0	1	7
		Pending at End	13	7	0	13	6	26	3	2	1	0	2
		% Pending More Than 12 mos	46%	43%	0%	38%	83%	12%	67%	0%	0%	0%	20%
		Inventory (+ or −)	+1	+1	−4	−4	−1	+20	+1	+1	+1	0	+1

Family	Juvenile	Felony	Misdemeanors	Small Claims	Probate	Ordinance Violations	Traffic Violations	Conservation Violations	Total		County	Circuit
1	0	7	18	20	79	—	—	—	182	Pending at Start	Scott	7th
10	11	9	82	70	34	5	776	11	1,087	Filed		
0	0	0	0	0	0	0	0	0	0	Reinstated		
—	—	0	0	0	—	—	—	—	0	Transferred		
10	11	9	82	70	34	5	776	11	1,087	Net Added		
5	10	14	84	60	47	3	660	10	959	Disposed of		
6	1	2	16	30	66	—	—	—	191	Pending at End		
										% Pending More		
0%	0%	50%	25%	53%	62%	—	—	—	53%	Than 12 mos		
+5	+1	−5	−2	+10	−13	—	—	—	+9	Inventory (+ or −)		
2,324	1,106	787	2,019	7,504	5,415	—	—	—	25,525	Pending at Start	Circuit Total	7th
1,710	574	1,224	4,113	11,445	1,326	1,041	52,671	424	80,913	Filed		
0	0	81	58	0	1	0	0	0	140	Reinstated		
—	—	−245	+245	0	—	—	—	—	0	Transferred		
1,710	574	1,060	4,416	11,445	1,327	1,041	52,671	424	81,053	Net Added		
1,215	244	1,272	4,015	10,896	1,394	708	47,341	260	72,651	Disposed of		
2,819	1,436	553	2,420	8,106	5,367	—	—	—	28,139	Pending at End		
										% Pending More		
70%	68%	16%	48%	56%	79%	—	—	—	63%	Than 12 mos		
+495	+330	−234	+401	+602	−48	—	—	—	+2,614	Inventory (+ or −)		
108	32	198	369	1,071	594	—	—	—	2,901	Pending at Start	Adams	8th
226	240	467	729	2,011	303	5,512	6,292	183	17,078	Filed		
0	0	0	0	0	0	0	0	0	2	Reinstated		
—	—	−133	+133	0	—	—	—	—	0	Transferred		
226	240	334	862	2,011	303	5,512	6,292	183	17,080	Net Added		
276	231	302	731	2,062	281	5,217	6,442	181	16,809	Disposed of		
58	41	230	500	1,020	616	—	—	—	3,025	Pending at End		
										% Pending More		
12%	0%	25%	53%	48%	58%	—	—	—	44%	Than 12 mos		
−50	+9	+32	+131	−51	+22	—	—	—	+124	Inventory (+ or −)		
11	9	16	28	34	82	—	—	—	254	Pending at Start	Brown	8th
22	17	32	90	71	30	15	896	20	1,276	Filed		
0	0	0	0	30	0	0	0	0	30	Reinstated		
—	—	−1	+1	0	—	—	—	—	0	Transferred		
22	17	31	91	101	30	15	896	20	1,306	Net Added		
27	19	28	77	111	34	13	909	22	1,338	Disposed of		
6	7	19	42	24	78	—	—	—	235	Pending at End		
										% Pending More		
33%	0%	21%	21%	4%	67%	—	—	—	35%	Than 12 mos		
−5	−2	+3	+14	−10	−4	—	—	—	−19	Inventory (+ or −)		
2	12	15	60	10	55	—	—	—	184	Pending at Start	Calhoun	8th
5	14	29	128	46	21	9	642	137	1,098	Filed		
0	0	1	8	1	0	0	0	0	12	Reinstated		
—	—	0	0	0	—	—	—	—	0	Transferred		
5	14	30	136	47	21	9	642	137	1,110	Net Added		
5	19	35	153	45	27	9	649	130	1,135	Disposed of		
2	7	10	43	12	49	—	—	—	159	Pending at End		
										% Pending More		
0%	71%	0%	16%	0%	69%	—	—	—	33%	Than 12 mos		
0	−5	−5	−17	+2	−6	—	—	—	−25	Inventory (+ or −)		
27	10	25	45	53	137	—	—	—	376	Pending at Start	Cass	8th
39	77	80	325	191	65	65	1,907	58	2,955	Filed		
0	0	0	0	0	0	0	0	0	0	Reinstated		
—	—	0	0	0	—	—	—	—	0	Transferred		
39	77	80	325	191	65	65	1,907	58	2,955	Net Added		
36	72	75	306	204	46	75	1,916	66	2,927	Disposed of		
30	15	30	64	40	156	—	—	—	431	Pending at End		
										% Pending More		
50%	7%	13%	9%	28%	65%	—	—	—	39%	Than 12 mos		
+3	+5	+5	+19	−13	+19	—	—	—	+55	Inventory (+ or −)		

Circuit	County		Law Over $15,000		Law $15,000 or less		Chancery	Miscellaneous Remedy	Eminent Domain	Tax	Municipal Corporations	Mental Health	Dissolution of Marriage
			Jury	Non-Jury	Jury	Non-Jury							
8th	Mason	Pending at Start	18	13	1	20	20	16	0	4	1	0	38
		Filed	15	16	1	36	15	122	1	13	0	0	84
		Reinstated	0	0	0	0	0	0	0	0	0	0	0
		Transferred	+5	−5	−1	+1	—	—	—	—	—	—	—
		Net Added	20	11	0	37	15	122	1	13	0	0	84
		Disposed of	18	13	1	42	20	120	1	8	1	0	89
		Pending at End	21	11	0	15	15	18	0	9	0	0	33
		% Pending More Than 12 mos	29%	18%	0%	20%	33%	28%	0%	11%	0%	0%	21%
		Inventory (+ or −)	+3	−2	−1	−5	−5	+2	0	+5	−1	0	−5
8th	Menard	Pending at Start	9	3	0	8	13	1	0	0	0	0	30
		Filed	7	7	1	8	11	5	0	1	0	0	64
		Reinstated	0	0	0	0	0	0	0	0	0	0	0
		Transferred	0	0	0	0	—	—	—	—	—	—	—
		Net Added	7	7	1	8	11	5	0	1	0	0	64
		Disposed of	6	6	1	15	17	5	0	1	0	0	76
		Pending at End	10	4	0	1	7	1	0	0	0	0	18
		% Pending More Than 12 mos	30%	0%	0%	100%	29%	0%	0%	0%	0%	0%	11%
		Inventory (+ or −)	+1	+1	0	−7	−6	0	0	0	0	0	−12
8th	Pike	Pending at Start	24	26	0	15	10	9	65	1	1	0	31
		Filed	5	23	2	53	20	32	17	0	2	0	96
		Reinstated	0	0	0	0	0	0	0	0	0	0	0
		Transferred	0	0	0	0	—	—	—	—	—	—	—
		Net Added	5	23	2	53	20	32	17	0	2	0	96
		Disposed of	12	14	0	52	14	33	39	1	2	0	99
		Pending at End	29	6	1	17	22	7	41	0	1	0	28
		% Pending More Than 12 mos	62%	17%	100%	29%	45%	14%	51%	0%	100%	0%	18%
		Inventory (+ or −)	+5	−20	+1	+2	+12	−2	−24	−1	0	0	−3
8th	Schuyler	Pending at Start	4	3	1	7	18	4	0	7	0	0	12
		Filed	5	8	0	10	6	5	0	2	2	0	47
		Reinstated	0	0	0	0	0	0	0	0	0	0	0
		Transferred	0	0	0	0	—	—	—	—	—	—	—
		Net Added	5	8	0	10	6	5	0	2	2	0	47
		Disposed of	4	8	1	13	7	3	0	4	1	0	46
		Pending at End	5	3	0	4	17	6	0	5	1	0	13
		% Pending More Than 12 mos	20%	0%	0%	50%	82%	33%	0%	80%	0%	0%	15%
		Inventory (+ or −)	+1	0	−1	−3	−1	+2	0	−2	+1	0	+1
8th	Circuit Total	Pending at Start	164	120	11	166	133	75	100	29	2	14	331
		Filed	130	139	11	457	119	312	24	35	6	75	847
		Reinstated	0	1	0	1	0	1	0	0	0	0	1
		Transferred	+13	−13	+5	−5	—	—	—	—	—	—	—
		Net Added	143	127	16	453	119	313	24	35	6	75	848
		Disposed of	117	119	16	458	140	302	54	34	5	76	850
		Pending at End	203	99	10	162	118	85	68	30	3	13	329
		% Pending More Than 12 mos	40%	26%	40%	19%	42%	19%	68%	40%	33%	8%	20%
		Inventory (+ or −)	+39	−21	−1	−4	−15	+10	−32	+1	+1	−1	−2
9th	Fulton	Pending at Start	38	11	3	34	25	19	0	33	0	0	65
		Filed	25	12	2	116	50	85	7	28	0	4	231
		Reinstated	0	0	0	0	0	0	0	0	0	0	0
		Transferred	0	0	0	0	—	—	—	—	—	—	—
		Net Added	25	12	2	116	50	85	7	28	0	4	231
		Disposed of	28	9	3	114	43	81	4	35	0	4	225
		Pending at End	35	14	2	36	33	23	3	26	0	0	71
		% Pending More Than 12 mos	49%	21%	0%	8%	33%	22%	0%	46%	0%	0%	10%
		Inventory (+ or −)	−3	+3	−1	+2	+8	+4	+3	−7	0	0	+6

Family	Juvenile	Felony	Misdemeanors	Small Claims	Probate	Ordinance Violations	Traffic Violations	Conservation Violations	Total		County	Circuit
55	56	32	98	61	227	—	—	—	660	Pending at Start	Mason	8th
70	55	90	267	160	91	11	3,168	83	4,298	Filed		
0	0	0	0	0	0	0	0	0	0	Reinstated		
—	—	−23	+23	0	—	—	—	—	0	Transferred		
70	55	67	290	160	91	11	3,168	83	4,298	Net Added		
66	75	64	327	183	136	14	2,956	74	4,208	Disposed of		
59	36	35	61	38	182	—	—	—	533	Pending at End		
										% Pending More		
36%	36%	14%	31%	18%	56%	—	—	—	37%	Than 12 mos		
+4	−20	+3	−37	−23	−45	—	—	—	−127	Inventory (+ or −)		
7	5	18	18	68	129	—	—	—	309	Pending at Start	Menard	8th
33	28	27	57	235	51	1	1,028	19	1,583	Filed		
0	0	0	0	0	0	0	0	0	0	Reinstated		
—	—	−2	+2	0	—	—	—	—	0	Transferred		
33	28	25	59	235	51	1	1,028	19	1,583	Net Added		
28	30	33	65	243	62	1	1,057	25	1,671	Disposed of		
12	3	10	12	60	118	—	—	—	256	Pending at End		
										% Pending More		
17%	0%	0%	0%	23%	64%	—	—	—	39%	Than 12 mos		
+5	−2	−8	−6	−8	−11	—	—	—	−53	Inventory (+ or −)		
20	4	46	30	52	547	—	—	—	881	Pending at Start	Pike	8th
27	59	77	179	294	98	80	3,275	47	4,386	Filed		
0	0	0	0	0	0	0	0	0	0	Reinstated		
—	—	0	0	0	—	—	—	—	0	Transferred		
27	59	77	179	294	98	80	3,275	47	4,386	Net Added		
15	38	88	176	263	322	51	3,521	22	4,762	Disposed of		
28	19	35	33	55	339	—	—	—	661	Pending at End		
										% Pending More		
57%	0%	14%	21%	31%	76%	—	—	—	56%	Than 12 mos		
+8	+15	−11	+3	+3	−208	—	—	—	−220	Inventory (+ or −)		
16	8	22	74	22	104	—	—	—	302	Pending at Start	Schuyler	8th
24	30	22	121	99	38	2	1,051	44	1,516	Filed		
0	0	2	0	2	0	0	0	0	4	Reinstated		
—	—	−3	+3	0	—	—	—	—	0	Transferred		
24	30	21	124	101	38	2	1,051	44	1,520	Net Added		
20	27	24	148	88	36	2	1,011	37	1,480	Disposed of		
20	11	19	50	34	106	—	—	—	294	Pending at End		
										% Pending More		
55%	9%	47%	64%	21%	67%	—	—	—	53%	Than 12 mos		
+4	+3	−3	−24	+12	+2	—	—	—	−8	Inventory (+ or −)		
246	136	372	722	1,371	1,875	—	—	—	5,867	Pending at Start	Circuit Total	8th
446	520	824	1,896	3,107	697	5,695	18,259	591	34,190	Filed		
0	0	3	8	33	0	0	0	0	48	Reinstated		
—	—	−162	+162	0	—	—	—	—	0	Transferred		
446	520	665	2,066	3,140	697	5,695	18,259	591	34,238	Net Added		
473	511	649	1,983	3,199	944	5,382	18,461	557	34,330	Disposed of		
215	139	388	805	1,283	1,644	—	—	—	5,594	Pending at End		
										% Pending More		
34%	14%	22%	40%	42%	64%	—	—	—	44%	Than 12 mos		
−31	+3	+16	+83	−88	−231	—	—	—	−273	Inventory (+ or −)		
46	14	25	35	130	470	—	—	—	948	Pending at Start	Fulton	9th
184	75	126	400	595	158	320	4,762	103	7,283	Filed		
0	0	0	0	1	1	0	0	0	2	Reinstated		
—	—	0	0	0	—	—	—	—	0	Transferred		
184	75	126	400	596	159	320	4,762	103	7,285	Net Added		
183	53	118	373	628	144	277	4,890	98	7,310	Disposed of		
47	36	35	59	98	486	—	—	—	1,004	Pending at End		
										% Pending More		
11%	0%	8%	0%	3%	73%	—	—	—	42%	Than 12 mos		
+1	+22	+10	+24	−32	+16	—	—	—	+56	Inventory (+ or −)		

Circuit	County		Law Over $15,000		Law $15,000 or less		Chancery	Miscellaneous Remedy	Eminent Domain	Tax	Municipal Corporations	Mental Health	Dissolution of Marriage
			Jury	Non-Jury	Jury	Non-Jury							
9th	Hancock	Pending at Start	18	16	1	28	29	15	0	1	0	2	50
		Filed	8	17	0	41	10	17	0	1	1	2	121
		Reinstated	0	0	0	0	0	0	0	0	0	0	0
		Transferred	+2	−2	+2	−2	—	—	—	—	—	—	—
		Net Added	10	15	2	39	10	17	0	1	1	2	121
		Disposed of	15	17	1	34	25	20	0	0	0	3	126
		Pending at End	13	14	2	33	14	12	0	2	1	1	45
		% Pending More Than 12 mos	38%	29%	50%	48%	50%	25%	0%	50%	0%	0%	24%
		Inventory (+ or −)	−5	−2	+1	+5	−15	−3	0	+1	+1	−1	−5
9th	Henderson	Pending at Start	13	7	2	19	22	5	10	0	0	0	33
		Filed	6	6	0	18	16	10	0	6	0	1	40
		Reinstated	0	0	0	0	0	0	0	0	0	0	0
		Transferred	0	0	0	0	—	—	—	—	—	—	—
		Net Added	6	6	0	18	16	10	0	6	0	1	40
		Disposed of	12	9	0	29	29	13	10	5	0	1	59
		Pending at End	7	4	0	8	9	2	0	1	0	0	14
		% Pending More Than 12 mos	43%	25%	0%	25%	0%	0%	0%	0%	0%	0%	14%
		Inventory (+ or −)	−6	−3	−2	−11	−13	−3	−10	+1	0	0	−19
9th	Knox	Pending at Start	100	56	12	183	69	80	1	86	1	32	194
		Filed	63	31	3	316	97	204	1	50	0	13	370
		Reinstated	3	2	2	4	1	2	0	0	0	0	2
		Transferred	+4	−3	+10	−11	—	—	—	—	—	—	—
		Net Added	70	30	15	309	98	206	1	50	0	13	372
		Disposed of	57	36	16	268	96	121	2	37	1	0	397
		Pending at End	112	52	10	226	71	165	0	99	0	45	170
		% Pending More Than 12 mos	54%	60%	60%	42%	23%	24%	0%	94%	0%	71%	34%
		Inventory (+ or −)	+12	−4	−2	+43	+2	+85	−1	+13	−1	+13	−24
9th	McDonough	Pending at Start	35	55	4	101	74	46	13	25	0	0	76
		Filed	12	29	6	62	34	44	39	13	0	0	172
		Reinstated	0	0	0	0	0	0	0	0	0	0	0
		Transferred	0	0	0	0	—	—	—	—	—	—	—
		Net Added	12	29	6	62	34	44	39	13	0	0	172
		Disposed of	17	44	5	102	55	58	13	13	0	0	178
		Pending at End	30	40	5	61	53	32	39	25	0	0	70
		% Pending More Than 12 mos	53%	50%	60%	54%	43%	50%	18%	96%	0%	0%	19%
		Inventory (+ or −)	−5	−15	+1	−40	−21	−14	+26	0	0	0	−6
9th	Warren	Pending at Start	28	11	4	23	33	9	3	6	0	0	46
		Filed	11	18	2	58	35	12	0	6	0	1	99
		Reinstated	0	0	0	0	0	0	0	0	0	0	0
		Transferred	0	0	0	0	—	—	—	—	—	—	—
		Net Added	11	18	2	58	35	12	0	6	0	1	99
		Disposed of	20	14	6	50	38	17	1	8	0	1	110
		Pending at End	19	15	0	31	30	4	2	4	0	0	35
		% Pending More Than 12 mos	63%	53%	0%	19%	40%	25%	100%	50%	0%	0%	20%
		Inventory (+ or −)	−9	+4	−4	+8	−3	−5	−1	−2	0	0	−11
9th	Circuit Total	Pending at Start	232	156	26	388	252	174	27	151	1	34	464
		Filed	125	113	13	611	242	372	47	104	1	21	1,033
		Reinstated	3	2	2	4	1	2	0	0	0	0	2
		Transferred	+6	−5	+12	−13	—	—	—	—	—	—	—
		Net Added	134	110	27	602	243	374	47	104	1	21	1,035
		Disposed of	149	129	31	597	286	310	30	98	1	9	1,095
		Pending at End	216	139	19	395	210	238	44	157	1	46	405
		% Pending More Than 12 mos	53%	48%	53%	39%	33%	27%	20%	84%	0%	70%	24%
		Inventory (+ or −)	−16	−17	−7	+7	−42	+64	+17	+6	0	+12	−59

Family	Juvenile	Felony	Misdemeanors	Small Claims	Probate	Ordinance Violations	Traffic Violations	Conservation Violations	Total		County	Circuit
80	26	15	58	104	557	—	—	—	1,000	Pending at Start	Hancock	9th
33	29	72	224	284	108	21	2,112	96	3,197	Filed		
0	0	0	0	0	0	0	0	0	0	Reinstated		
—	—	−33	+33	0	—	—	—	—	0	Transferred		
33	29	39	257	284	108	21	2,112	96	3,197	Net Added		
84	38	38	244	318	296	15	2,309	91	3,674	Disposed of		
29	17	16	70	70	363	—	—	—	702	Pending at End		
										% Pending More		
31%	24%	0%	20%	33%	73%	—	—	—	52%	Than 12 mos		
−51	−9	+1	+12	−34	−194	—	—	—	−298	Inventory (+ or −)		
56	19	44	59	24	164	—	—	—	477	Pending at Start	Henderson	9th
40	20	46	168	90	41	114	1,682	36	2,340	Filed		
0	0	0	0	0	0	0	0	0	0	Reinstated		
—	—	−37	+37	0	—	—	—	—	0	Transferred		
40	20	9	205	90	41	114	1,682	36	2,340	Net Added		
70	30	45	216	96	110	112	1,931	37	2,814	Disposed of		
26	9	12	48	18	95	—	—	—	253	Pending at End		
										% Pending More		
4%	22%	17%	6%	17%	60%	—	—	—	30%	Than 12 mos		
−30	−10	−32	−11	−6	−69	—	—	—	−224	Inventory (+ or −)		
149	44	95	172	547	1,705	—	—	—	3,526	Pending at Start	Knox	9th
240	78	177	877	1,359	238	1,261	9,561	40	14,979	Filed		
5	0	0	0	3	3	0	0	0	27	Reinstated		
—	—	0	0	0	—	—	—	—	0	Transferred		
245	78	177	877	1,362	241	1,261	9,561	40	15,006	Net Added		
271	71	175	860	1,518	228	1,281	10,038	59	15,532	Disposed of		
122	51	89	189	387	1,728	—	—	—	3,516	Pending at End		
										% Pending More		
48%	37%	11%	11%	22%	87%	—	—	—	63%	Than 12 mos		
−27	+7	−6	+17	−160	+23	—	—	—	−10	Inventory (+ or −)		
41	34	102	278	272	328	—	—	—	1,484	Pending at Start	McDonough	9th
132	27	100	730	502	136	695	4,237	36	7,006	Filed		
0	0	0	0	0	0	0	0	0	0	Reinstated		
—	—	0	0	0	—	—	—	—	0	Transferred		
132	27	100	730	502	136	695	4,237	36	7,006	Net Added		
132	43	155	658	606	148	837	4,689	55	7,808	Disposed of		
41	18	47	350	168	316	—	—	—	1,295	Pending at End		
										% Pending More		
17%	17%	11%	33%	13%	63%	—	—	—	39%	Than 12 mos		
0	−16	−55	+72	−104	−12	—	—	—	−189	Inventory (+ or −)		
16	18	59	102	69	250	—	—	—	677	Pending at Start	Warren	9th
82	92	91	434	331	96	296	3,663	6	5,333	Filed		
0	0	0	0	0	0	0	0	0	0	Reinstated		
—	—	−3	+3	0	—	—	—	—	0	Transferred		
82	92	88	437	331	96	296	3,663	6	5,333	Net Added		
72	87	107	477	324	85	203	3,581	14	5,215	Disposed of		
26	23	40	62	76	261	—	—	—	628	Pending at End		
										% Pending More		
8%	0%	3%	21%	37%	72%	—	—	—	45%	Than 12 mos		
+10	+5	−19	−40	+7	+11	—	—	—	−49	Inventory (+ or −)		
388	155	340	704	1,146	3,474	—	—	—	8,112	Pending at Start	Circuit Total	9th
711	321	612	2,833	3,161	777	2,707	26,017	317	40,138	Filed		
5	0	0	0	4	4	0	0	0	29	Reinstated		
—	—	−73	+73	0	—	—	—	—	0	Transferred		
716	321	539	2,906	3,165	781	2,707	26,017	317	40,167	Net Added		
812	322	638	2,828	3,490	1,011	2,725	27,438	354	42,353	Disposed of		
291	154	239	778	817	3,249	—	—	—	7,398	Pending at End		
										% Pending More		
29%	18%	9%	24%	20%	79%	—	—	—	52%	Than 12 mos		
−97	−1	−101	+74	−329	−225	—	—	—	−714	Inventory (+ or −)		

Circuit	County		Law Over $15,000		Law $15,000 or less		Chancery	Miscellaneous Remedy	Eminent Domain	Tax	Municipal Corporations	Mental Health	Dissolution of Marriage
			Jury	Non-Jury	Jury	Non-Jury							
10th	Marshall	Pending at Start	13	8	1	23	17	5	1	0	1	0	25
		Filed	14	9	0	26	9	19	7	0	2	0	54
		Reinstated	0	0	0	0	0	0	0	0	0	0	0
		Transferred	0	0	+1	−1	—	—	—	—	—	—	—
		Net Added	14	9	1	25	9	19	7	0	2	0	54
		Disposed of	11	6	1	33	6	16	3	0	1	0	43
		Pending at End	16	11	1	15	20	8	5	0	2	0	36
		% Pending More Than 12 mos	31%	45%	100%	33%	60%	38%	0%	0%	50%	0%	39%
		Inventory (+ or −)	+3	+3	0	−8	+3	+3	+4	0	+1	0	+11
10th	Peoria	Pending at Start	803	180	67	640	441	298	9	176	0	25	771
		Filed	431	145	20	810	241	377	21	144	0	586	1,118
		Reinstated	7	2	18	14	7	6	2	1	0	1	8
		Transferred	+24	−24	+13	−13	—	—	—	—	—	—	—
		Net Added	462	123	51	811	248	383	23	145	0	587	1,126
		Disposed of	503	136	58	726	324	413	10	91	0	594	1,040
		Pending at End	762	167	60	725	365	268	22	230	0	18	857
		% Pending More Than 12 mos	51%	47%	68%	51%	58%	44%	36%	52%	0%	50%	39%
		Inventory (+ or −)	−41	−13	−7	+85	−76	−30	+13	+54	0	−7	+86
10th	Putnam	Pending at Start	16	7	1	17	11	7	0	10	0	1	29
		Filed	1	2	0	12	7	3	0	3	0	0	25
		Reinstated	0	0	0	0	0	0	0	0	0	0	0
		Transferred	+3	−3	+1	−1	—	—	—	—	—	—	—
		Net Added	4	−1	1	11	7	3	0	3	0	0	25
		Disposed of	5	1	0	17	8	4	0	1	0	0	32
		Pending at End	15	5	2	11	10	6	0	12	0	1	22
		% Pending More Than 12 mos	87%	80%	50%	45%	60%	50%	0%	83%	0%	100%	64%
		Inventory (+ or −)	−1	−2	+1	−6	−1	−1	0	+2	0	0	−7
10th	Stark	Pending at Start	8	9	0	5	18	7	0	3	0	0	17
		Filed	2	2	0	9	2	2	0	3	0	0	29
		Reinstated	0	0	0	0	0	0	0	0	0	0	0
		Transferred	+3	−3	0	0	—	—	—	—	—	—	—
		Net Added	5	−1	0	9	2	2	0	3	0	0	29
		Disposed of	6	2	0	4	7	8	0	1	0	0	20
		Pending at End	7	6	0	10	13	1	0	5	0	0	26
		% Pending More Than 12 mos	57%	100%	0%	50%	85%	100%	0%	60%	0%	0%	42%
		Inventory (+ or −)	−1	−3	0	+5	−5	−6	0	+2	0	0	+9
10th	Tazewell	Pending at Start	312	47	18	63	223	163	8	93	0	0	250
		Filed	162	38	12	432	102	123	34	41	0	0	805
		Reinstated	2	0	2	2	1	0	0	0	0	0	1
		Transferred	+4	−4	+1	−1	—	—	—	—	—	—	—
		Net Added	168	34	15	433	103	123	34	41	0	0	806
		Disposed of	177	26	18	410	185	196	16	4	0	0	766
		Pending at End	303	55	15	86	141	90	26	130	0	0	290
		% Pending More Than 12 mos	55%	49%	33%	3%	58%	37%	23%	70%	0%	0%	14%
		Inventory (+ or −)	−9	+8	−3	+23	−82	−73	+18	+37	0	0	+40
10th	Circuit Total	Pending at Start	1,152	251	87	748	710	480	18	282	1	26	1,092
		Filed	610	196	32	1,289	361	524	62	191	2	586	2,031
		Reinstated	9	2	20	16	8	6	2	1	0	1	9
		Transferred	+34	−34	+16	−16	—	—	—	—	—	—	—
		Net Added	653	164	68	1,289	369	530	64	192	2	587	2,040
		Disposed of	702	171	77	1,190	530	637	29	97	1	594	1,901
		Pending at End	1,103	244	78	847	549	373	53	377	2	19	1,231
		% Pending More Than 12 mos	52%	49%	62%	46%	59%	43%	26%	59%	50%	52%	34%
		Inventory (+ or −)	−49	−7	−9	+99	−161	−107	+35	+95	+1	−7	+139

Family	Juvenile	Felony	Misdemeanors	Small Claims	Probate	Ordinance Violations	Traffic Violations	Conservation Violations	Total		County	Circuit
16	7	11	18	67	154	—	—	—	367	Pending at Start	Marshall	10th
43	22	30	140	190	75	8	1,658	36	2,342	Filed		
0	0	0	0	0	0	0	0	0	0	Reinstated		
—	—	0	0	0	—	—	—	—	0	Transferred		
43	22	30	140	190	75	8	1,658	36	2,342	Net Added		
37	15	31	118	188	73	7	1,659	45	2,293	Disposed of		
22	14	10	40	69	156	—	—	—	425	Pending at End		
36%	0%	10%	8%	29%	56%	—	—	—	39%	% Pending More Than 12 mos		
+6	+7	−1	+22	+2	+2	—	—	—	+58	Inventory (+ or −)		
2,352	435	130	493	2,072	2,556	—	—	—	11,448	Pending at Start	Peoria	10th
1,819	552	868	2,281	7,972	795	3,084	33,177	68	54,509	Filed		
6	36	4	0	35	0	0	0	0	147	Reinstated		
—	—	−49	+49	0	—	—	—	—	0	Transferred		
1,825	588	823	2,330	8,007	795	3,084	33,177	68	54,656	Net Added		
1,709	460	944	2,583	7,638	1,088	3,097	41,171	36	62,621	Disposed of		
2,468	563	335	635	2,424	2,263	—	—	—	12,162	Pending at End		
80%	48%	13%	37%	13%	70%	—	—	—	50%	% Pending More Than 12 mos		
+116	+128	+205	+142	+352	−293	—	—	—	+714	Inventory (+ or −)		
21	7	3	5	18	62	—	—	—	215	Pending at Start	Putnam	10th
15	11	4	58	30	25	2	1,264	16	1,478	Filed		
0	0	1	0	0	0	0	0	0	1	Reinstated		
—	—	0	0	0	—	—	—	—	0	Transferred		
15	11	5	58	30	25	2	1,264	16	1,479	Net Added		
15	2	3	41	36	16	15	1,270	18	1,484	Disposed of		
21	16	5	22	12	71	—	—	—	231	Pending at End		
48%	38%	40%	18%	42%	66%	—	—	—	57%	% Pending More Than 12 mos		
0	+9	+2	+17	−6	+9	—	—	—	+16	Inventory (+ or −)		
16	22	7	41	21	103	—	—	—	277	Pending at Start	Stark	10th
19	6	18	91	44	50	10	626	15	928	Filed		
0	0	0	0	1	1	0	2	0	4	Reinstated		
—	—	−2	+2	0	—	—	—	—	0	Transferred		
19	6	16	93	45	51	10	628	15	932	Net Added		
15	6	18	83	31	19	10	594	16	840	Disposed of		
20	22	5	51	35	134	—	—	—	335	Pending at End		
70%	82%	0%	45%	51%	65%	—	—	—	60%	% Pending More Than 12 mos		
+4	0	−2	+10	+14	+31	—	—	—	+58	Inventory (+ or −)		
185	122	171	485	210	2,300	—	—	—	4,650	Pending at Start	Tazewell	10th
722	185	332	902	1,491	429	1,606	18,969	59	26,444	Filed		
0	0	63	0	5	0	0	0	0	76	Reinstated		
—	—	−92	+92	0	—	—	—	—	0	Transferred		
722	185	303	994	1,496	429	1,606	18,969	59	26,520	Net Added		
578	102	330	1,054	1,438	697	1,754	18,740	78	26,569	Disposed of		
329	205	144	425	268	2,032	—	—	—	4,539	Pending at End		
43%	29%	5%	34%	3%	81%	—	—	—	54%	% Pending More Than 12 mos		
+144	+83	−27	−60	+58	−268	—	—	—	−111	Inventory (+ or −)		
2,590	593	322	1,042	2,388	5,175	—	—	—	16,957	Pending at Start	Circuit Total	10th
2,618	776	1,252	3,472	9,727	1,374	4,710	55,694	194	85,701	Filed		
6	36	68	0	41	1	0	2	0	228	Reinstated		
—	—	−143	+143	0	—	—	—	—	0	Transferred		
2,624	812	1,177	3,615	9,768	1,375	4,710	55,696	194	85,929	Net Added		
2,354	585	1,326	3,879	9,331	1,893	4,883	63,434	193	93,807	Disposed of		
2,860	820	499	1,173	2,808	4,656	—	—	—	17,692	Pending at End		
75%	43%	11%	35%	13%	74%	—	—	—	51%	% Pending More Than 12 mos		
+270	+227	+177	+131	+420	−519	—	—	—	+735	Inventory (+ or −)		

Circuit	County		Law Over $15,000		Law $15,000 or less		Chancery	Miscellaneous Remedy	Eminent Domain	Tax	Municipal Corporations	Mental Health	Dissolution of Marriage
			Jury	Non-Jury	Jury	Non-Jury							
11th	Ford	Pending at Start	14	22	1	29	32	11	0	6	0	1	32
		Filed	14	18	1	46	21	17	2	3	0	1	71
		Reinstated	0	0	0	0	0	0	0	0	0	0	0
		Transferred	+3	−3	0	0	—	—	—	—	—	—	—
		Net Added	17	15	1	46	21	17	2	3	0	1	71
		Disposed of	5	9	0	35	22	15	2	1	0	2	77
		Pending at End	26	28	2	40	31	13	0	8	0	0	26
		% Pending More Than 12 mos	50%	61%	50%	45%	74%	38%	0%	75%	0%	0%	27%
		Inventory (+ or −)	+12	+6	+1	+11	−1	+2	0	+2	0	−1	−6
11th	Livingston	Pending at Start	90	37	8	51	77	64	1	29	1	1	155
		Filed	51	36	2	141	70	52	1	4	0	4	203
		Reinstated	1	0	0	11	0	0	0	0	0	0	1
		Transferred	+2	−2	0	0	—	—	—	—	—	—	—
		Net Added	54	34	2	152	70	52	1	4	0	4	204
		Disposed of	56	33	7	165	36	47	1	0	1	1	182
		Pending at End	84	38	2	37	110	71	2	30	0	4	177
		% Pending More Than 12 mos	81%	69%	67%	41%	81%	81%	50%	97%	0%	100%	65%
		Inventory (+ or −)	−6	+1	−6	−14	+33	+7	+1	+1	−1	+3	+22
11th	Logan	Pending at Start	63	13	3	58	19	25	3	3	0	0	125
		Filed	27	20	2	113	24	63	0	6	0	3	230
		Reinstated	0	0	0	0	0	0	0	0	0	0	0
		Transferred	0	0	0	0	—	—	—	—	—	—	—
		Net Added	27	20	2	113	24	63	0	6	0	3	230
		Disposed of	34	13	1	102	5	50	0	5	0	1	234
		Pending at End	56	20	4	69	38	38	3	4	0	2	121
		% Pending More Than 12 mos	59%	30%	50%	61%	47%	37%	100%	50%	0%	0%	10%
		Inventory (+ or −)	−7	+7	+1	+11	+19	+13	0	+1	0	+2	−4
11th	McLean	Pending at Start	476	169	27	273	260	97	25	3	3	4	251
		Filed	160	111	6	496	113	156	8	1	4	19	698
		Reinstated	40	26	0	67	0	6	1	1	0	0	5
		Transferred	+7	−4	+9	−12	—	—	—	—	—	—	—
		Net Added	207	133	15	551	113	162	9	2	4	19	703
		Disposed of	248	174	17	484	141	169	9	5	4	23	672
		Pending at End	435	128	25	340	232	90	25	0	3	0	282
		% Pending More Than 12 mos	65%	50%	64%	34%	63%	54%	76%	0%	67%	0%	9%
		Inventory (+ or −)	−41	−41	−2	+67	−28	−7	0	−3	0	−4	+31
11th	Woodford	Pending at Start	25	8	1	22	24	10	14	2	0	0	48
		Filed	22	16	1	39	15	27	7	7	0	1	106
		Reinstated	2	2	0	1	0	0	0	0	0	0	0
		Transferred	0	0	+5	−5	—	—	—	—	—	—	—
		Net Added	24	18	6	35	15	27	7	7	0	1	106
		Disposed of	22	19	3	47	29	29	11	5	0	1	116
		Pending at End	27	7	4	9	10	8	10	4	0	0	38
		% Pending More Than 12 mos	26%	29%	25%	11%	40%	0%	50%	25%	0%	0%	3%
		Inventory (+ or −)	+2	−1	+3	−13	−14	−2	−4	+2	0	0	−10
11th	Circuit Total	Pending at Start	668	249	40	433	412	207	43	43	4	6	611
		Filed	274	201	12	835	243	315	18	21	4	28	1,308
		Reinstated	43	28	0	79	0	6	1	1	0	0	6
		Transferred	+12	−9	+14	−17	—	—	—	—	—	—	—
		Net Added	329	220	26	897	243	321	19	22	4	28	1,314
		Disposed of	365	248	28	833	233	310	23	16	5	28	1,281
		Pending at End	628	221	37	495	421	220	40	46	3	6	644
		% Pending More Than 12 mos	64%	52%	58%	38%	66%	57%	70%	83%	67%	67%	27%
		Inventory (+ or −)	−40	−28	−3	+62	+9	+13	−3	+3	−1	0	+33

Family	Juvenile	Felony	Misdemeanors	Small Claims	Probate	Ordinance Violations	Traffic Violations	Conservation Violations	Total		County	Circuit
10	15	22	75	62	253	—	—	—	585	Pending at Start	Ford	11th
27	65	132	211	187	75	32	2,908	26	3,857	Filed		
0	0	0	0	0	0	0	0	0	0	Reinstated		
—	—	−15	+15	0	—	—	—	—	0	Transferred		
27	65	117	226	187	75	32	2,908	26	3,857	Net Added		
21	61	83	223	196	129	37	3,024	30	3,972	Disposed of		
16	19	49	85	53	199	—	—	—	595	Pending at End		
38%	0%	2%	21%	21%	77%	—	—	—	47%	% Pending More Than 12 mos		
+6	+4	+27	+10	−9	−54	—	—	—	+10	Inventory (+ or −)		
75	61	94	196	167	930	—	—	—	2,037	Pending at Start	Livingston	11th
126	137	250	541	735	238	492	7,804	64	10,951	Filed		
0	0	3	0	36	0	0	0	0	52	Reinstated		
—	—	−35	+35	0	—	—	—	—	0	Transferred		
126	137	218	576	771	238	492	7,804	64	11,003	Net Added		
112	135	200	528	797	240	466	7,366	65	10,438	Disposed of		
89	59	114	244	134	928	—	—	—	2,123	Pending at End		
67%	27%	26%	48%	18%	87%	—	—	—	69%	% Pending More Than 12 mos		
+14	−2	+20	+48	−33	−2	—	—	—	+86	Inventory (+ or −)		
59	34	49	122	182	1,004	—	—	—	1,762	Pending at Start	Logan	11th
168	76	142	324	556	202	64	6,829	23	8,872	Filed		
0	0	0	0	0	0	0	0	0	0	Reinstated		
—	—	0	0	0	—	—	—	—	0	Transferred		
168	76	142	324	556	202	64	6,829	23	8,872	Net Added		
146	68	105	361	536	125	65	4,927	26	6,804	Disposed of		
81	42	86	85	202	1,081	—	—	—	1,932	Pending at End		
32%	26%	1%	6%	56%	87%	—	—	—	64%	% Pending More Than 12 mos		
+22	+8	+37	−37	+20	+77	—	—	—	+170	Inventory (+ or −)		
172	79	582	1,214	867	1,167	—	—	—	5,669	Pending at Start	McLean	11th
306	190	735	2,093	3,181	363	854	35,161	74	44,729	Filed		
1	0	40	273	275	0	14	784	8	1,541	Reinstated		
—	—	0	0	0	—	—	—	—	0	Transferred		
307	190	775	2,366	3,456	363	868	35,945	82	46,270	Net Added		
228	200	816	2,365	3,338	390	828	37,264	105	47,480	Disposed of		
251	69	541	1,215	985	1,140	—	—	—	5,761	Pending at End		
44%	16%	14%	13%	19%	73%	—	—	—	36%	% Pending More Than 12 mos		
+79	−10	−41	+1	+118	−27	—	—	—	+92	Inventory (+ or −)		
17	14	20	63	34	187	—	—	—	489	Pending at Start	Woodford	11th
95	39	92	229	143	114	18	5,640	9	6,620	Filed		
0	0	4	0	1	0	0	14	0	24	Reinstated		
—	—	−2	+2	0	—	—	—	—	0	Transferred		
95	39	94	231	144	114	18	5,654	9	6,644	Net Added		
92	40	86	242	143	104	19	5,079	10	6,097	Disposed of		
20	13	30	51	35	197	—	—	—	463	Pending at End		
0%	0%	0%	8%	20%	55%	—	—	—	30%	% Pending More Than 12 mos		
+3	−1	+10	−12	+1	+10	—	—	—	−26	Inventory (+ or −)		
333	203	767	1,670	1,312	3,541	—	—	—	10,542	Pending at Start	Circuit Total	11th
722	507	1,351	3,398	4,802	992	1,460	58,342	196	75,029	Filed		
1	0	47	273	312	0	14	798	8	1,617	Reinstated		
—	—	−52	+52	0	—	—	—	—	0	Transferred		
723	507	1,346	3,723	5,114	992	1,474	59,140	204	76,646	Net Added		
599	504	1,290	3,719	5,010	988	1,415	57,660	236	74,791	Disposed of		
457	202	820	1,680	1,409	3,545	—	—	—	10,874	Pending at End		
45%	18%	13%	18%	25%	80%	—	—	—	48%	% Pending More Than 12 mos		
+124	−1	+53	+10	+97	+4	—	—	—	+332	Inventory (+ or −)		

TREND OF ALL CASES IN THE CIRCUIT

Circuit	County		Law Over $15,000		Law $15,000 or less		Chancery	Miscellaneous Remedy	Eminent Domain	Tax	Municipal Corporations	Mental Health	Dissolution of Marriage
			Jury	Non-Jury	Jury	Non-Jury							
12th	Will	Pending at Start	822	347	50	546	629	512	22	503	4	0	1,095
		Filed	600	493	1	3,610	752	1,218	33	198	13	144	1,712
		Reinstated	43	8	3	60	22	16	6	6	0	0	20
		Transferred	+215	−215	+68	−68	—	—	—	—	—	—	—
		Net Added	858	286	72	3,602	774	1,234	39	204	13	144	1,732
		Disposed of	899	304	76	3,504	808	1,502	30	402	10	142	1,595
		Pending at End	781	329	46	644	595	243	31	305	7	2	1,232
		% Pending More Than 12 mos	23%	33%	20%	6%	13%	18%	29%	62%	14%	0%	22%
		Inventory (+ or −)	−41	−18	−4	+98	−34	−269	+9	−198	+3	+2	+137
12th	Circuit Total	Pending at Start	822	347	50	546	629	512	22	503	4	0	1,095
		Filed	600	493	1	3,610	752	1,218	33	198	13	144	1,712
		Reinstated	43	8	3	60	22	16	6	6	0	0	20
		Transferred	+215	−215	+68	−68	—	—	—	—	—	—	—
		Net Added	858	286	72	3,602	774	1,234	39	204	13	144	1,732
		Disposed of	899	304	76	3,504	808	1,502	30	402	10	142	1,595
		Pending at End	781	329	46	644	595	243	31	305	7	2	1,232
		% Pending More Than 12 mos	23%	33%	20%	6%	13%	18%	29%	62%	14%	0%	22%
		Inventory (+ or −)	−41	−18	−4	+98	−34	−269	+9	−198	+3	+2	+137
13th	Bureau	Pending at Start	78	12	1	28	27	11	5	7	0	0	71
		Filed	45	25	0	129	28	53	5	12	0	1	162
		Reinstated	2	1	1	4	0	2	0	1	0	0	1
		Transferred	+3	−2	0	0	—	—	—	—	—	—	—
		Net Added	50	24	1	133	28	55	5	13	0	1	163
		Disposed of	43	22	2	140	35	49	2	12	0	1	167
		Pending at End	85	14	0	21	20	17	8	8	0	0	67
		% Pending More Than 12 mos	53%	36%	0%	0%	35%	29%	50%	0%	0%	0%	16%
		Inventory (+ or −)	+7	+2	−1	−7	−7	+6	+3	+1	0	0	−4
13th	Grundy	Pending at Start	118	34	9	47	41	20	0	15	0	0	116
		Filed	40	32	3	97	26	24	0	4	0	1	210
		Reinstated	0	0	0	0	0	0	0	0	0	0	0
		Transferred	0	0	0	0	—	—	—	—	—	—	—
		Net Added	40	32	3	97	26	24	0	4	0	1	210
		Disposed of	58	20	8	107	22	28	0	3	0	1	251
		Pending at End	104	41	6	29	28	12	1	4	0	0	77
		% Pending More Than 12 mos	61%	54%	80%	23%	56%	58%	0%	50%	0%	0%	35%
		Inventory (+ or −)	−14	+7	−3	−18	−13	−8	+1	−11	0	0	−39
13th	LaSalle	Pending at Start	477	68	33	152	101	95	22	35	0	1	250
		Filed	244	54	8	463	100	669	5	31	0	11	565
		Reinstated	5	1	0	24	1	0	0	2	0	0	14
		Transferred	+7	−7	+1	−1	—	—	—	—	—	—	—
		Net Added	256	48	9	486	101	669	5	33	0	11	579
		Disposed of	242	64	26	427	103	318	6	44	0	12	595
		Pending at End	104	41	6	29	28	12	1	4	0	0	77
		% Pending More Than 12 mos	73%	63%	83%	51%	62%	60%	90%	52%	0%	0%	45%
		Inventory (+ or −)	−373	−27	−27	−123	−73	−83	−21	−31	0	−1	−173
13th	Circuit Total	Pending at Start	673	114	43	227	169	126	27	57	0	1	437
		Filed	329	111	11	689	154	746	10	47	0	13	937
		Reinstated	7	2	1	28	1	2	0	3	0	0	15
		Transferred	+10	−9	+1	−1	—	—	—	—	—	—	—
		Net Added	346	104	13	716	155	748	10	50	0	13	952
		Disposed of	343	106	36	674	160	395	8	59	0	14	1,013
		Pending at End	293	96	12	79	76	41	10	16	0	0	221
		% Pending More Than 12 mos	68%	56%	82%	43%	58%	53%	76%	42%	0%	0%	38%
		Inventory (+ or −)	−380	−18	−31	−148	−93	−85	−17	−41	0	−1	−216

Family	Juvenile	Felony	Misdemeanors	Small Claims	Probate	Ordinance Violations	Traffic Violations	Conservation Violations	Total		County	Circuit
277	115	1,000	725	1,594	2,779	—	—	—	11,020	Pending at Start	Will	12th
1,239	443	1,267	3,983	7,020	581	6,959	90,574	259	121,099	Filed		
4	6	244	0	134	2	249	1,837	1	2,661	Reinstated		
—	—	0	0	0	—	—	—	—	0	Transferred		
1,243	449	1,511	3,983	7,154	583	7,208	92,411	260	123,760	Net Added		
1,201	350	1,396	3,384	6,985	389	7,007	91,093	294	121,371	Disposed of		
319	214	1,115	1,324	1,763	2,973	—	—	—	11,923	Pending at End		
18%	3%	30%	11%	4%	83%	—	—	—	34%	% Pending More Than 12 mos		
+42	+99	+115	+599	+169	+194	—	—	—	+903	Inventory (+ or −)		
277	115	1,000	725	1,594	2,779	—	—	—	11,020	Pending at Start	Circuit Total	12th
1,239	443	1,267	3,983	7,020	581	6,959	90,574	259	121,099	Filed		
4	6	244	0	134	2	249	1,837	1	2,661	Reinstated		
—	—	0	0	0	—	—	—	—	0	Transferred		
1,243	449	1,511	3,983	7,154	583	7,208	92,411	260	123,760	Net Added		
1,201	350	1,396	3,384	6,985	389	7,007	91,093	294	121,371	Disposed of		
319	214	1,115	1,324	1,763	2,973	—	—	—	11,923	Pending at End		
18%	3%	30%	11%	4%	83%	—	—	—	34%	% Pending More Than 12 mos		
+42	+99	+115	+599	+169	+194	—	—	—	+903	Inventory (+ or −)		
13	27	16	123	143	1,054	—	—	—	1,616	Pending at Start	Bureau	13th
76	93	69	735	806	181	206	7,960	62	10,648	Filed		
1	0	1	5	4	3	0	22	0	48	Reinstated		
—	—	0	0	−1	—	—	—	—	0	Transferred		
77	93	70	740	809	184	206	7,982	62	10,696	Net Added		
69	70	70	691	843	561	201	7,679	63	10,720	Disposed of		
21	50	16	172	109	677	—	—	—	1,285	Pending at End		
14%	12%	0%	3%	0%	77%	—	—	—	47%	% Pending More Than 12 mos		
+8	+23	0	+49	−34	−377	—	—	—	−331	Inventory (+ or −)		
66	50	60	297	122	268	—	—	—	1,263	Pending at Start	Grundy	13th
95	80	122	952	258	108	126	7,006	183	9,367	Filed		
1	0	0	0	0	0	0	0	0	1	Reinstated		
—	—	0	0	0	—	—	—	—	0	Transferred		
96	80	122	952	258	108	126	7,006	183	9,368	Net Added		
93	71	111	981	297	107	96	7,034	201	9,489	Disposed of		
30	56	72	253	82	217	—	—	—	1,012	Pending at End		
13%	36%	17%	30%	10%	64%	—	—	—	42%	% Pending More Than 12 mos		
−36	+6	+12	−44	−40	−51	—	—	—	−251	Inventory (+ or −)		
113	109	175	397	521	1,621	—	—	—	4,170	Pending at Start	LaSalle	13th
240	270	315	1,454	2,295	380	1,076	17,949	644	26,773	Filed		
4	0	38	2	80	5	0	0	0	176	Reinstated		
—	—	−31	+31	0	—	—	—	—	0	Transferred		
244	270	322	1,487	2,375	385	1,076	17,949	644	26,949	Net Added		
210	213	360	1,914	2,395	316	882	16,721	442	25,290	Disposed of		
30	56	72	253	82	217	—	—	—	1,012	Pending at End		
46%	30%	24%	26%	14%	88%	—	—	—	65%	% Pending More Than 12 mos		
−83	−53	−103	−144	−439	−1,404	—	—	—	−3,158	Inventory (+ or −)		
192	186	251	817	786	2,943	—	—	—	7,049	Pending at Start	Circuit Total	13th
411	443	506	3,141	3,359	669	1,408	32,915	889	46,788	Filed		
6	0	39	7	84	8	0	22	0	225	Reinstated		
—	—	−31	+31	−1	—	—	—	—	0	Transferred		
417	443	514	3,179	3,442	677	1,408	32,937	889	47,013	Net Added		
372	354	541	3,586	3,535	984	1,179	31,434	706	45,499	Disposed of		
81	162	160	678	273	1,111	—	—	—	3,309	Pending at End		
34%	27%	19%	21%	11%	83%	—	—	—	57%	% Pending More Than 12 mos		
−111	−24	−91	−139	−513	−1,832	—	—	—	−3,740	Inventory (+ or −)		

Circuit	County		Law Over $15,000		Law $15,000 or less		Chancery	Miscellaneous Remedy	Eminent Domain	Tax	Municipal Corporations	Mental Health	Dissolution of Marriage
			Jury	Non-Jury	Jury	Non-Jury							
14th	Henry	Pending at Start	89	18	5	121	64	36	2	1	0	0	91
		Filed	26	34	5	117	71	62	0	5	0	3	233
		Reinstated	0	0	0	0	0	0	0	0	0	0	0
		Transferred	+6	−6	0	0	—	—	—	—	—	—	—
		Net Added	32	28	5	117	71	62	0	5	0	3	233
		Disposed of	32	17	13	160	75	56	0	2	0	3	222
		Pending at End	87	30	2	71	57	40	2	4	0	0	101
		% Pending More Than 12 mos	74%	37%	100%	48%	40%	43%	100%	0%	0%	0%	37%
		Inventory (+ or −)	−2	+12	−3	−50	−7	+4	0	+3	0	0	+10
14th	Mercer	Pending at Start	33	21	2	15	32	4	3	0	0	0	45
		Filed	12	15	1	30	28	19	1	2	0	7	67
		Reinstated	0	0	0	0	0	0	0	0	0	0	0
		Transferred	0	0	0	0	—	—	—	—	—	—	—
		Net Added	12	15	1	30	28	19	1	2	0	7	67
		Disposed of	12	14	0	27	22	19	1	4	0	7	70
		Pending at End	33	22	3	18	38	4	3	1	0	0	42
		% Pending More Than 12 mos	67%	64%	67%	44%	58%	33%	100%	0%	0%	0%	43%
		Inventory (+ or −)	0	+1	+1	+3	+6	0	0	+1	0	0	−3
14th	Rock Island	Pending at Start	418	151	34	505	270	98	54	88	0	0	571
		Filed	231	132	4	973	213	177	6	68	0	1	1,039
		Reinstated	2	1	0	3	4	2	0	0	0	0	6
		Transferred	+9	−9	+6	−6	—	—	—	—	—	—	—
		Net Added	242	124	10	970	217	179	6	68	0	1	1,045
		Disposed of	188	87	22	989	207	118	8	25	0	1	930
		Pending at End	472	188	22	486	280	159	52	131	0	0	686
		% Pending More Than 12 mos	58%	55%	68%	38%	50%	50%	92%	52%	0%	0%	50%
		Inventory (+ or −)	+54	+37	−12	−19	+10	+61	−2	+43	0	0	+115
14th	Whiteside	Pending at Start	159	66	4	110	26	38	4	34	0	0	205
		Filed	86	60	2	216	52	83	1	21	0	12	344
		Reinstated	0	0	0	0	0	0	0	0	0	0	0
		Transferred	0	0	0	0	—	—	—	—	—	—	—
		Net Added	86	60	2	216	52	83	1	21	0	12	344
		Disposed of	83	24	0	220	38	78	4	14	0	12	304
		Pending at End	162	102	6	106	40	43	1	41	0	0	245
		% Pending More Than 12 mos	58%	47%	100%	42%	43%	57%	0%	80%	0%	0%	34%
		Inventory (+ or −)	+3	+36	+2	−4	+14	+5	−3	+7	0	0	+40
14th	Circuit Total	Pending at Start	699	256	45	751	392	176	63	123	0	0	912
		Filed	355	241	12	1,326	364	341	8	96	0	23	1,683
		Reinstated	2	1	0	3	4	2	0	0	0	0	6
		Transferred	+15	−15	+6	−6	—	—	—	—	—	—	—
		Net Added	372	227	18	1,333	368	343	8	96	0	23	1,689
		Disposed of	315	142	35	1,396	342	271	13	45	0	23	1,526
		Pending at End	754	342	33	681	415	246	58	177	0	0	1,074
		% Pending More Than 12 mos	60%	52%	72%	40%	48%	49%	93%	58%	0%	0%	45%
		Inventory (+ or −)	+55	+86	−12	−70	+23	+70	−5	+54	0	0	+162
15th	Carroll	Pending at Start	21	62	0	53	39	16	4	46	1	3	73
		Filed	15	25	1	35	24	22	1	21	0	1	60
		Reinstated	0	0	0	0	0	0	0	0	0	0	0
		Transferred	0	0	0	0	—	—	—	—	—	—	—
		Net Added	15	25	1	35	24	22	1	21	0	1	60
		Disposed of	12	61	0	63	32	24	4	58	1	3	101
		Pending at End	24	26	1	26	31	14	1	9	0	1	32
		% Pending More Than 12 mos	58%	50%	0%	42%	35%	14%	0%	56%	0%	100%	22%
		Inventory (+ or −)	+3	−36	+1	−27	−8	−2	−3	−37	−1	−2	−41

Family	Juvenile	Felony	Misdemeanors	Small Claims	Probate	Ordinance Violations	Traffic Violations	Conservation Violations	Total		County	Circuit
47	18	159	316	142	974	—	—	—	2,083	Pending at Start	Henry	14th
119	76	282	755	668	238	292	10,071	73	13,130	Filed		
0	0	0	0	0	0	0	0	0	0	Reinstated		
—	—	−51	+51	0	—	—	—	—	0	Transferred		
119	76	231	806	668	238	292	10,071	73	13,130	Net Added		
105	79	252	753	545	289	269	9,906	70	12,848	Disposed of		
61	16	149	261	218	934	—	—	—	2,033	Pending at End		
										% Pending More		
39%	13%	26%	48%	20%	79%	—	—	—	57%	Than 12 mos		
+14	−2	−10	−55	+76	−40	—	—	—	−50	Inventory (+ or −)		
34	20	92	128	81	267	—	—	—	777	Pending at Start	Mercer	14th
61	19	82	227	298	92	95	1,789	40	2,885	Filed		
0	0	0	0	0	0	0	0	0	0	Reinstated		
—	—	−27	+27	0	—	—	—	—	0	Transferred		
61	19	55	254	298	92	95	1,789	40	2,885	Net Added		
57	19	106	292	282	73	79	1,604	36	2,724	Disposed of		
38	20	41	90	97	289	—	—	—	739	Pending at End		
										% Pending More		
53%	40%	44%	51%	54%	73%	—	—	—	60%	Than 12 mos		
+4	0	−51	−38	+16	+22	—	—	—	−38	Inventory (+ or −)		
494	58	548	1,916	885	2,326	—	—	—	8,416	Pending at Start	Rock Island	14th
1,017	169	943	3,061	3,427	626	2,506	33,757	242	48,592	Filed		
1	0	24	331	12	10	63	1,139	6	1,604	Reinstated		
—	—	−81	+81	0	—	—	—	—	0	Transferred		
1,018	169	886	3,473	3,439	636	2,569	34,896	248	50,196	Net Added		
982	151	762	3,358	3,453	446	2,464	34,992	237	49,420	Disposed of		
530	76	672	2,031	871	2,516	—	—	—	9,172	Pending at End		
										% Pending More		
49%	9%	27%	33%	17%	78%	—	—	—	49%	Than 12 mos		
+36	+18	+124	+115	−14	+190	—	—	—	+756	Inventory (+ or −)		
104	14	85	453	610	794	—	—	—	2,706	Pending at Start	Whiteside	14th
116	78	301	1,183	1,348	244	258	9,190	99	13,694	Filed		
0	0	0	0	0	0	0	0	0	0	Reinstated		
—	—	−40	+40	0	—	—	—	—	0	Transferred		
116	78	261	1,223	1,348	244	258	9,190	99	13,694	Net Added		
107	75	289	1,134	1,590	275	224	9,125	98	13,694	Disposed of		
113	17	57	542	378	777	—	—	—	2,630	Pending at End		
										% Pending More		
70%	40%	20%	57%	26%	81%	—	—	—	56%	Than 12 mos		
+9	+3	−28	+89	−232	−17	—	—	—	−76	Inventory (+ or −)		
679	110	884	2,813	1,718	4,361	—	—	—	13,982	Pending at Start	Circuit Total	14th
1,313	342	1,608	5,226	5,741	1,200	3,151	54,807	454	78,301	Filed		
1	0	24	331	12	10	63	1,139	6	1,604	Reinstated		
—	—	−199	+199	0	—	—	—	—	0	Transferred		
1,314	342	1,433	5,756	5,753	1,210	3,214	55,946	460	79,905	Net Added		
1,251	324	1,409	5,537	5,870	1,083	3,036	55,627	441	78,686	Disposed of		
742	129	919	2,924	1,564	4,516	—	—	—	14,574	Pending at End		
										% Pending More		
52%	18%	27%	38%	22%	78%	—	—	—	52%	Than 12 mos		
+63	+19	+35	+111	−154	+155	—	—	—	+592	Inventory (+ or −)		
49	11	33	131	105	311	—	—	—	958	Pending at Start	Carroll	15th
47	52	105	409	154	81	33	2,183	141	3,410	Filed		
0	0	0	0	0	0	0	0	0	0	Reinstated		
—	—	0	0	0	—	—	—	—	0	Transferred		
47	52	105	409	154	81	33	2,183	141	3,410	Net Added		
38	47	102	423	223	51	34	2,638	144	4,059	Disposed of		
58	16	36	117	36	341	—	—	—	769	Pending at End		
										% Pending More		
74%	13%	6%	42%	19%	78%	—	—	—	56%	Than 12 mos		
+9	+5	+3	−14	−69	+30	—	—	—	−189	Inventory (+ or −)		

Circuit	County		Law Over $15,000		Law $15,000 or less		Chancery	Miscellaneous Remedy	Eminent Domain	Tax	Municipal Corporations	Mental Health	Dissolution of Marriage
			Jury	Non-Jury	Jury	Non-Jury							
15th	Jo Daviess	Pending at Start	22	53	1	50	62	33	5	24	0	0	48
		Filed	9	28	0	51	65	62	0	38	0	0	84
		Reinstated	0	0	0	0	0	0	1	0	0	0	1
		Transferred	+1	−1	0	0	—	—	—	—	—	—	—
		Net Added	10	27	0	51	65	62	1	38	0	0	85
		Disposed of	4	24	0	51	55	32	3	46	0	0	87
		Pending at End	28	56	1	50	65	63	3	16	0	0	46
		% Pending More Than 12 mos	68%	68%	50%	100%	29%	29%	100%	44%	0%	0%	28%
		Inventory (+ or −)	+6	+3	0	0	+3	+30	−2	−8	0	0	−2
15th	Lee	Pending at Start	73	63	5	130	35	29	4	0	0	34	89
		Filed	47	23	0	131	27	65	13	3	2	7	209
		Reinstated	4	0	1	3	2	1	1	0	0	0	1
		Transferred	+1	0	+1	−2	—	—	—	—	—	—	—
		Net Added	52	23	2	132	29	66	14	3	2	7	210
		Disposed of	39	22	9	139	23	43	9	3	1	40	224
		Pending at End	82	56	4	112	40	43	7	2	1	3	68
		% Pending More Than 12 mos	51%	79%	25%	63%	50%	40%	29%	50%	0%	0%	12%
		Inventory (+ or −)	+9	−7	−1	−18	+5	+14	+3	+2	+1	−31	−21
15th	Ogle	Pending at Start	67	28	6	60	48	12	4	37	0	0	89
		Filed	20	44	2	202	34	35	8	45	0	4	202
		Reinstated	0	3	0	2	0	0	0	0	0	0	1
		Transferred	+8	−8	+1	−1	—	—	—	—	—	—	—
		Net Added	28	39	3	203	34	35	8	45	0	4	203
		Disposed of	35	40	5	179	45	22	6	62	0	4	195
		Pending at End	60	27	4	84	37	25	6	20	0	0	97
		% Pending More Than 12 mos	60%	44%	75%	19%	41%	40%	33%	40%	0%	0%	8%
		Inventory (+ or −)	−7	−1	−2	+24	−11	+13	+2	−17	0	0	+8
15th	Stephenson	Pending at Start	81	38	10	62	21	23	8	15	0	0	123
		Filed	29	34	0	214	36	36	3	40	0	9	241
		Reinstated	0	0	0	0	0	0	1	0	0	0	0
		Transferred	0	0	+1	−1	—	—	—	—	—	—	—
		Net Added	29	34	1	213	36	36	4	40	0	9	241
		Disposed of	46	28	11	207	22	26	1	33	0	7	225
		Pending at End	64	44	0	68	35	33	11	22	0	2	139
		% Pending More Than 12 mos	60%	48%	100%	24%	34%	61%	82%	27%	0%	0%	27%
		Inventory (+ or −)	−17	+6	−10	+6	+14	+10	+3	+7	0	+2	+16
15th	Circuit Total	Pending at Start	264	244	22	355	205	113	25	122	1	37	422
		Filed	120	154	3	633	186	220	25	147	2	21	796
		Reinstated	4	3	1	5	2	1	3	0	0	0	3
		Transferred	+10	−9	+3	−4	—	—	—	—	—	—	—
		Net Added	134	148	7	634	188	221	28	147	2	21	799
		Disposed of	136	175	25	639	177	147	23	202	2	54	832
		Pending at End	258	209	10	340	208	178	28	69	1	6	382
		% Pending More Than 12 mos	58%	61%	55%	39%	37%	38%	57%	39%	0%	17%	19%
		Inventory (+ or −)	−6	−35	−12	−15	+3	+65	+3	−53	0	−31	−40
16th	DeKalb	Pending at Start	205	78	21	160	58	69	17	7	0	1	260
		Filed	77	64	20	316	43	109	6	13	0	19	393
		Reinstated	6	5	0	8	1	0	0	0	0	0	2
		Transferred	+2	−2	+2	−2	—	—	—	—	—	—	—
		Net Added	85	67	22	322	44	109	6	13	0	19	395
		Disposed of	87	65	19	330	50	104	11	11	0	19	395
		Pending at End	203	80	24	152	52	74	12	9	0	1	260
		% Pending More Than 12 mos	79%	80%	82%	63%	69%	84%	91%	75%	0%	0%	51%
		Inventory (+ or −)	−2	+2	+3	−8	−6	+5	−5	+2	0	0	0

Family	Juvenile	Felony	Misdemeanors	Small Claims	Probate	Ordinance Violations	Traffic Violations	Conservation Violations	Total		County	Circuit
38	36	31	94	75	344	—	—	—	916	Pending at Start	Jo Daviess	15th
36	24	198	377	272	75	403	3,952	249	5,923	Filed		
0	0	0	1	2	1	0	0	0	6	Reinstated		
—	—	−53	+53	0	—	—	—	—	0	Transferred		
36	24	145	431	274	76	403	3,952	249	5,929	Net Added		
45	9	59	431	255	82	378	3,850	256	5,667	Disposed of		
29	51	117	94	94	338	—	—	—	1,051	Pending at End		
52%	61%	6%	13%	19%	82%	—	—	—	48%	% Pending More Than 12 mos		
−9	+15	+86	0	+19	−6	—	—	—	+135	Inventory (+ or −)		
70	27	87	402	495	737	—	—	—	2,280	Pending at Start	Lee	15th
107	146	200	1,133	747	133	116	8,440	22	11,571	Filed		
1	1	6	0	214	3	0	0	0	238	Reinstated		
—	—	−33	+33	0	—	—	—	—	0	Transferred		
108	147	173	1,166	961	136	116	8,440	22	11,809	Net Added		
82	155	184	1,052	995	119	43	7,876	29	11,087	Disposed of		
81	23	52	468	380	744	—	—	—	2,166	Pending at End		
67%	35%	12%	41%	38%	84%	—	—	—	57%	% Pending More Than 12 mos		
+11	−4	−35	+66	−115	+7	—	—	—	−114	Inventory (+ or −)		
46	32	90	274	95	306	—	—	—	1,194	Pending at Start	Ogle	15th
173	96	143	446	433	147	433	5,754	137	8,358	Filed		
0	0	3	7	4	3	0	0	0	23	Reinstated		
—	—	0	0	0	—	—	—	—	0	Transferred		
173	96	146	453	437	150	433	5,754	137	8,381	Net Added		
175	84	169	513	458	124	371	5,584	152	8,223	Disposed of		
44	44	67	214	74	332	—	—	—	1,135	Pending at End		
25%	18%	7%	9%	12%	66%	—	—	—	34%	% Pending More Than 12 mos		
−2	+12	−23	−60	−21	+26	—	—	—	−59	Inventory (+ or −)		
155	48	140	380	299	827	—	—	—	2,230	Pending at Start	Stephenson	15th
165	146	321	1,381	1,454	188	1,097	9,884	50	15,328	Filed		
0	0	0	0	4	0	0	0	0	5	Reinstated		
—	—	0	0	0	—	—	—	—	0	Transferred		
165	146	321	1,381	1,458	188	1,097	9,884	50	15,333	Net Added		
132	120	282	1,424	1,464	265	888	9,180	39	14,400	Disposed of		
188	74	179	337	293	750	—	—	—	2,239	Pending at End		
57%	20%	0%	20%	4%	79%	—	—	—	44%	% Pending More Than 12 mos		
+33	+26	+39	−43	−6	−77	—	—	—	+9	Inventory (+ or −)		
358	154	381	1,281	1,069	2,525	—	—	—	7,578	Pending at Start	Circuit Total	15th
528	464	967	3,746	3,060	624	2,082	30,213	599	44,590	Filed		
1	1	9	8	224	7	0	0	0	272	Reinstated		
—	—	−86	+86	0	—	—	—	—	0	Transferred		
529	465	890	3,840	3,284	631	2,082	30,213	599	44,862	Net Added		
472	415	796	3,843	3,395	641	1,714	29,128	620	43,436	Disposed of		
400	208	451	1,230	877	2,505	—	—	—	7,360	Pending at End		
58%	31%	5%	27%	22%	79%	—	—	—	48%	% Pending More Than 12 mos		
+42	+54	+70	−51	−192	−20	—	—	—	−218	Inventory (+ or −)		
104	53	324	1,066	414	584	—	—	—	3,421	Pending at Start	DeKalb	16th
147	150	313	1,446	947	169	711	14,573	94	19,610	Filed		
0	0	1	0	14	0	0	0	0	37	Reinstated		
—	—	0	0	0	—	—	—	—	0	Transferred		
147	150	314	1,446	961	169	711	14,573	94	19,647	Net Added		
145	160	338	1,494	1,030	152	618	13,818	79	18,925	Disposed of		
106	43	300	1,018	345	601	—	—	—	3,280	Pending at End		
77%	21%	65%	58%	52%	87%	—	—	—	65%	% Pending More Than 12 mos		
+2	−10	−24	−48	−69	+17	—	—	—	−141	Inventory (+ or −)		

Circuit	County		Law Over $15,000		Law $15,000 or less		Chancery	Miscellaneous Remedy	Eminent Domain	Tax	Municipal Corporations	Mental Health	Dissolution of Marriage
			Jury	Non-Jury	Jury	Non-Jury							
16th	Kane	Pending at Start	928	485	53	892	395	186	20	118	6	243	1,059
		Filed	632	497	58	4,192	402	403	20	210	8	849	2,015
		Reinstated	43	14	68	57	3	4	0	0	0	0	0
		Transferred	+17	−17	+10	−10	—	—	—	—	—	—	—
		Net Added	692	494	136	4,239	405	407	20	210	8	849	2,015
		Disposed of	615	468	57	3,830	399	384	17	168	7	860	1,818
		Pending at End	952	502	115	1,163	283	191	23	159	6	229	1,121
		% Pending More Than 12 mos	42%	35%	42%	15%	19%	36%	40%	5%	20%	77%	12%
		Inventory (+ or −)	+24	+17	+62	+271	−112	+5	+3	+41	0	−14	+62
16th	Kendall	Pending at Start	41	30	3	38	19	15	2	1	1	0	86
		Filed	43	40	5	182	30	24	1	3	2	6	200
		Reinstated	1	0	0	1	1	0	0	0	0	0	4
		Transferred	+10	−10	0	0	—	—	—	—	—	—	—
		Net Added	54	30	5	183	31	24	1	3	2	6	204
		Disposed of	53	39	5	180	36	35	2	2	3	6	217
		Pending at End	42	21	3	41	14	4	1	2	0	0	73
		% Pending More Than 12 mos	14%	19%	0%	2%	7%	0%	100%	50%	0%	0%	7%
		Inventory (+ or −)	+1	−9	0	+3	−5	−11	−1	+1	−1	0	−13
16th	Circuit Total	Pending at Start	1,174	593	77	1,090	472	270	39	126	7	244	1,405
		Filed	752	601	83	4,690	475	536	27	226	10	874	2,608
		Reinstated	50	19	68	66	5	4	0	0	0	0	6
		Transferred	+29	−29	+12	−12	—	—	—	—	—	—	—
		Net Added	831	591	163	4,744	480	540	27	226	10	874	2,614
		Disposed of	755	572	81	4,340	485	523	30	181	10	885	2,430
		Pending at End	1,197	603	142	1,356	349	269	36	170	6	230	1,454
		% Pending More Than 12 mos	48%	41%	57%	21%	27%	50%	59%	10%	20%	77%	21%
		Inventory (+ or −)	+23	+10	+65	+266	−123	−1	−3	+44	−1	−14	+49
17th	Boone	Pending at Start	52	35	5	86	83	16	1	1	0	0	119
		Filed	31	33	0	148	26	21	0	2	0	0	212
		Reinstated	0	1	0	0	0	0	0	0	0	0	0
		Transferred	+2	−2	0	0	—	—	—	—	—	—	—
		Net Added	33	32	0	148	26	21	0	2	0	0	212
		Disposed of	24	21	4	170	41	20	0	2	0	0	160
		Pending at End	61	46	1	64	38	17	1	1	0	0	171
		% Pending More Than 12 mos	57%	48%	100%	34%	63%	59%	100%	0%	0%	0%	40%
		Inventory (+ or −)	+9	+11	−4	−22	−45	+1	0	0	0	0	+52
17th	Winnebago	Pending at Start	863	411	42	1,628	356	201	4	84	2	2	1,431
		Filed	411	306	26	2,763	355	179	10	63	2	380	1,628
		Reinstated	4	3	1	20	2	1	0	0	0	0	5
		Transferred	+55	−55	+21	−21	—	—	—	—	—	—	—
		Net Added	470	254	48	2,762	357	180	10	63	2	380	1,633
		Disposed of	390	235	47	2,884	375	189	10	86	0	378	1,621
		Pending at End	943	430	43	1,506	338	192	4	61	4	4	1,443
		% Pending More Than 12 mos	57%	57%	40%	40%	45%	51%	0%	54%	50%	0%	43%
		Inventory (+ or −)	+80	+19	+1	−122	−18	−9	0	−23	+2	+2	+12
17th	Circuit Total	Pending at Start	915	446	47	1,714	439	217	5	85	2	2	1,550
		Filed	442	339	26	2,911	381	200	10	65	2	380	1,840
		Reinstated	4	4	1	20	2	1	0	0	0	0	5
		Transferred	+57	−57	+21	−21	—	—	—	—	—	—	—
		Net Added	503	286	48	2,910	383	201	10	65	2	380	1,845
		Disposed of	414	256	51	3,054	416	209	10	88	0	378	1,781
		Pending at End	1,004	476	44	1,570	376	209	5	62	4	4	1,614
		% Pending More Than 12 mos	57%	56%	41%	40%	47%	52%	20%	53%	50%	0%	42%
		Inventory (+ or −)	+89	+30	−3	−144	−63	−8	0	−23	+2	+2	+64

Family	Juvenile	Felony	Misdemeanors	Small Claims	Probate	Ordinance Violations	Traffic Violations	Conservation Violations	Total		County	Circuit
1,780	470	1,078	2,040	2,079	1,368	—	—	—	13,200	Pending at Start	Kane	16th
1,060	573	1,964	6,933	6,865	657	6,775	75,321	108	109,542	Filed		
0	0	37	139	196	2	74	900	0	1,537	Reinstated		
—	—	0	0	0	—	—	—	—	0	Transferred		
1,060	573	2,001	7,072	7,061	659	6,849	76,221	108	111,079	Net Added		
689	441	1,401	7,119	6,716	538	6,964	80,285	107	112,883	Disposed of		
2,102	611	1,747	2,064	2,218	1,473	—	—	—	14,959	Pending at End		
64%	46%	12%	13%	6%	62%	—	—	—	28%	% Pending More Than 12 mos		
+322	+141	+669	+24	+139	+105	—	—	—	+1,759	Inventory (+ or −)		
22	19	72	102	53	107	—	—	—	611	Pending at Start	Kendall	16th
74	36	99	291	337	77	178	7,212	121	8,961	Filed		
1	0	6	15	1	1	0	0	0	31	Reinstated		
—	—	−1	+1	0	—	—	—	—	0	Transferred		
75	36	104	307	338	78	178	7,212	121	8,992	Net Added		
66	30	149	319	301	84	127	8,072	110	9,836	Disposed of		
31	25	27	89	90	101	—	—	—	564	Pending at End		
10%	24%	22%	7%	0%	41%	—	—	—	14%	% Pending More Than 12 mos		
+9	+6	−45	−13	+37	−6	—	—	—	−47	Inventory (+ or −)		
1,906	542	1,474	3,208	2,546	2,059	—	—	—	17,232	Pending at Start	Circuit Total	16th
1,281	759	2,376	8,670	8,149	903	7,664	97,106	323	138,113	Filed		
1	0	44	154	211	3	74	900	0	1,605	Reinstated		
—	—	−1	+1	0	—	—	—	—	0	Transferred		
1,282	759	2,419	8,825	8,360	906	7,738	98,006	323	139,718	Net Added		
900	631	1,888	8,932	8,047	774	7,709	102,175	296	141,644	Disposed of		
2,239	679	2,074	3,171	2,653	2,175	—	—	—	18,803	Pending at End		
64%	43%	18%	29%	14%	68%	—	—	—	35%	% Pending More Than 12 mos		
+333	+137	+600	−37	+107	+116	—	—	—	+1,571	Inventory (+ or −)		
46	151	93	218	154	225	—	—	—	1,285	Pending at Start	Boone	17th
98	52	216	857	482	94	337	8,172	53	10,834	Filed		
0	0	11	0	0	0	0	0	0	12	Reinstated		
—	—	0	0	0	—	—	—	—	0	Transferred		
98	52	227	857	482	94	337	8,172	53	10,846	Net Added		
76	62	185	895	401	129	265	7,924	46	10,425	Disposed of		
68	141	136	180	235	191	—	—	—	1,351	Pending at End		
41%	68%	14%	36%	31%	61%	—	—	—	43%	% Pending More Than 12 mos		
+22	−10	+43	−38	+81	−34	—	—	—	+66	Inventory (+ or −)		
4,001	424	785	6,237	3,429	2,649	—	—	—	22,549	Pending at Start	Winnebago	17th
1,725	545	2,019	9,800	4,503	636	1,303	53,360	425	80,439	Filed		
0	0	0	0	9	8	0	0	0	53	Reinstated		
—	—	−345	+345	0	—	—	—	—	0	Transferred		
1,725	545	1,674	10,145	4,512	644	1,303	53,360	425	80,492	Net Added		
1,358	503	1,499	9,096	5,291	375	1,640	57,618	422	84,017	Disposed of		
4,368	466	960	7,286	2,807	2,918	—	—	—	23,773	Pending at End		
76%	36%	21%	44%	45%	80%	—	—	—	53%	% Pending More Than 12 mos		
+367	+42	+175	+1,049	−622	+269	—	—	—	+1,224	Inventory (+ or −)		
4,047	575	878	6,455	3,583	2,874	—	—	—	23,834	Pending at Start	Circuit Total	17th
1,823	597	2,235	10,657	4,985	730	1,640	61,532	478	91,273	Filed		
0	0	11	0	9	8	0	0	0	65	Reinstated		
—	—	−345	+345	0	—	—	—	—	0	Transferred		
1,823	597	1,901	11,002	4,994	738	1,640	61,532	478	91,338	Net Added		
1,434	565	1,684	9,991	5,692	504	1,905	65,542	468	94,442	Disposed of		
4,436	607	1,096	7,466	3,042	3,109	—	—	—	25,124	Pending at End		
75%	44%	20%	44%	44%	79%	—	—	—	53%	% Pending More Than 12 mos		
+389	+32	+218	+1,011	−541	+235	—	—	—	+1,290	Inventory (+ or −)		

Circuit	County		Law Over $15,000		Law $15,000 or less		Chancery	Miscellaneous Remedy	Eminent Domain	Tax	Municipal Corporations	Mental Health	Dissolution of Marriage
			Jury	Non-Jury	Jury	Non-Jury							
18th	DuPage	Pending at Start	1,684	792	209	2,023	917	373	229	844	11	14	2,012
		Filed	1,002	1,548	106	7,297	941	786	86	2,954	8	120	3,376
		Reinstated	164	180	39	309	75	12	10	119	0	1	265
		Transferred	+1,016	−1,016	+204	−204	—	—	—	—	—	—	—
		Net Added	2,182	712	349	7,402	1,016	798	96	3,073	8	121	3,641
		Disposed of	2,070	706	404	7,899	1,127	905	174	3,156	5	133	3,683
		Pending at End	1,796	798	154	1,526	806	266	151	761	14	2	1,970
		% Pending More Than 12 mos	35%	21%	24%	5%	28%	34%	54%	75%	71%	0%	18%
		Inventory (+ or −)	+112	+6	−55	−497	−111	−107	−78	−83	+3	−12	−42
18th	Circuit Total	Pending at Start	1,684	792	209	2,023	917	373	229	844	11	14	2,012
		Filed	1,002	1,548	106	7,297	941	786	86	2,954	8	120	3,376
		Reinstated	164	180	39	309	75	12	10	119	0	1	265
		Transferred	+1,016	−1,016	+204	−204	—	—	—	—	—	—	—
		Net Added	2,182	712	349	7,402	1,016	798	96	3,073	8	121	3,641
		Disposed of	2,070	706	404	7,899	1,127	905	174	3,156	5	133	3,683
		Pending at End	1,796	798	154	1,526	806	266	151	761	14	2	1,970
		% Pending More Than 12 mos	35%	21%	24%	5%	28%	34%	54%	75%	71%	0%	18%
		Inventory (+ or −)	+112	+6	−55	−497	−111	−107	−78	−83	+3	−12	−42
19th	Lake	Pending at Start	1,148	557	127	1,010	731	318	87	121	8	0	1,095
		Filed	630	1,037	42	3,791	817	712	71	10	7	44	2,641
		Reinstated	162	76	23	225	61	22	11	4	0	0	128
		Transferred	+527	−526	+80	−81	—	—	—	—	—	—	—
		Net Added	1,319	587	145	3,935	878	734	82	14	7	44	2,769
		Disposed of	1,324	634	216	3,861	975	725	87	67	12	44	2,761
		Pending at End	1,143	510	56	1,084	634	327	82	68	3	0	1,103
		% Pending More Than 12 mos	29%	13%	20%	8%	20%	36%	28%	93%	0%	0%	4%
		Inventory (+ or −)	−5	−47	−71	+74	−97	+9	−5	−53	−5	0	+8
19th	McHenry	Pending at Start	382	141	53	363	194	80	29	20	4	5	521
		Filed	239	277	25	974	286	187	4	8	6	4	952
		Reinstated	2	4	1	12	2	0	0	0	0	0	16
		Transferred	0	0	0	0	—	—	—	—	—	—	—
		Net Added	241	281	26	986	288	187	4	8	6	4	968
		Disposed of	243	195	24	825	248	116	14	8	4	5	991
		Pending at End	380	227	55	524	234	151	19	20	6	4	498
		% Pending More Than 12 mos	55%	35%	62%	18%	29%	28%	84%	70%	17%	75%	14%
		Inventory (+ or −)	−2	+86	+2	+161	+40	+71	−10	0	+2	−1	−23
19th	Circuit Total	Pending at Start	1,530	698	180	1,373	925	398	116	141	12	5	1,616
		Filed	869	1,314	67	4,765	1,103	899	75	18	13	48	3,593
		Reinstated	164	80	24	237	63	22	11	4	0	0	144
		Transferred	+527	−526	+80	−81	—	—	—	—	—	—	—
		Net Added	1,560	868	171	4,921	1,166	921	86	22	13	48	3,737
		Disposed of	1,567	829	240	4,686	1,223	841	101	75	16	49	3,752
		Pending at End	1,523	737	111	1,608	868	478	101	88	9	4	1,601
		% Pending More Than 12 mos	35%	20%	41%	11%	22%	34%	39%	88%	11%	75%	7%
		Inventory (+ or −)	−7	+39	−69	+235	−57	+80	−15	−53	−3	−1	−15
20th	Monroe	Pending at Start	37	19	3	24	26	5	1	5	1	1	37
		Filed	26	24	0	39	15	34	2	2	6	0	95
		Reinstated	0	0	0	0	0	0	0	0	0	0	0
		Transferred	0	0	0	0	—	—	—	—	—	—	—
		Net Added	26	24	0	39	15	34	2	2	6	0	95
		Disposed of	23	22	2	34	25	31	1	3	4	1	88
		Pending at End	40	21	1	29	16	8	2	4	3	0	44
		% Pending More Than 12 mos	43%	24%	100%	38%	50%	25%	0%	50%	0%	0%	20%
		Inventory (+ or −)	+3	+2	−2	+5	−10	+3	+1	−1	+2	−1	+7

Family	Juvenile	Felony	Misdemeanors	Small Claims	Probate	Ordinance Violations	Traffic Violations	Conservation Violations	Total		County	Circuit
1,355	508	846	2,734	3,710	1,517	—	—	—	19,778	Pending at Start	DuPage	18th
1,500	902	2,623	19,958	10,223	1,254	51,766	91,300	63	197,813	Filed		
4	6	817	1,545	445	7	3,007	6,154	29	13,188	Reinstated		
—	—	−200	+200	0	—	—	—	—	0	Transferred		
1,504	908	3,240	21,703	10,668	1,261	54,773	97,454	92	211,001	Net Added		
2,071	839	3,109	22,388	11,168	1,821	52,678	97,280	128	211,744	Disposed of		
788	577	977	2,049	3,210	1,572	—	—	—	17,417	Pending at End		
60%	28%	10%	92%	1%	52%	—	—	—	23%	% Pending More Than 12 mos		
−567	+69	+131	−685	−500	+55	—	—	—	−2,361	Inventory (+ or −)		
1,355	508	846	2,734	3,710	1,517	—	—	—	19,778	Pending at Start	Circuit Total	18th
1,500	902	2,623	19,958	10,223	1,254	51,766	91,300	63	197,813	Filed		
4	6	817	1,545	445	7	3,007	6,154	29	13,188	Reinstated		
—	—	−200	+200	0	—	—	—	—	0	Transferred		
1,504	908	3,240	21,703	10,668	1,261	54,773	97,454	92	211,001	Net Added		
2,071	839	3,109	22,388	11,168	1,821	52,678	97,280	128	211,744	Disposed of		
788	577	977	2,049	3,210	1,572	—	—	—	17,417	Pending at End		
60%	28%	10%	92%	1%	52%	—	—	—	23%	% Pending More Than 12 mos		
−567	+69	+131	−685	−500	+55	—	—	—	−2,361	Inventory (+ or −)		
1,229	163	704	981	1,626	3,273	—	—	—	13,178	Pending at Start	Lake	19th
2,001	441	2,560	3,873	6,172	1,103	13,162	132,079	1,206	172,399	Filed		
10	0	481	689	136	167	0	0	0	2,195	Reinstated		
—	—	−503	+503	0	—	—	—	—	0	Transferred		
2,011	441	2,538	5,065	6,308	1,270	13,162	132,079	1,206	174,594	Net Added		
1,968	420	2,334	4,878	6,594	2,037	9,857	131,820	1,068	171,682	Disposed of		
1,272	184	645	1,068	1,340	2,506	—	—	—	12,025	Pending at End		
52%	7%	4%	13%	1%	70%	—	—	—	29%	% Pending More Than 12 mos		
+43	+21	−59	+87	−286	−767	—	—	—	−1,153	Inventory (+ or −)		
102	76	205	1,033	653	840	—	—	—	4,701	Pending at Start	McHenry	19th
374	199	966	2,806	2,773	356	3,965	44,149	463	59,013	Filed		
2	10	0	0	51	0	0	0	0	100	Reinstated		
—	—	−95	+95	0	—	—	—	—	0	Transferred		
376	209	871	2,901	2,824	356	3,965	44,149	463	59,113	Net Added		
350	188	806	2,883	2,653	345	3,167	45,021	506	58,592	Disposed of		
128	97	270	1,051	824	851	—	—	—	5,339	Pending at End		
30%	13%	19%	27%	3%	69%	—	—	—	30%	% Pending More Than 12 mos		
+26	+21	+65	+18	+171	+11	—	—	—	+638	Inventory (+ or −)		
1,331	239	909	2,014	2,279	4,113	—	—	—	17,879	Pending at Start	Circuit Total	19th
2,375	640	3,526	6,679	8,945	1,459	17,127	176,228	1,669	231,412	Filed		
12	10	481	689	187	167	0	0	0	2,295	Reinstated		
—	—	−598	+598	0	—	—	—	—	0	Transferred		
2,387	650	3,409	7,966	9,132	1,626	17,127	176,228	1,669	233,707	Net Added		
2,318	608	3,140	7,761	9,247	2,382	13,024	176,841	1,574	230,274	Disposed of		
1,400	281	915	2,119	2,164	3,357	—	—	—	17,364	Pending at End		
50%	9%	9%	20%	2%	70%	—	—	—	29%	% Pending More Than 12 mos		
+69	+42	+6	+105	−115	−756	—	—	—	−515	Inventory (+ or −)		
15	10	30	55	79	170	—	—	—	518	Pending at Start	Monroe	20th
27	39	75	203	200	81	46	1,899	37	2,850	Filed		
0	0	0	0	0	0	2	0	3	5	Reinstated		
—	—	0	0	0	—	—	—	—	0	Transferred		
27	39	75	203	200	81	48	1,899	40	2,855	Net Added		
23	32	61	194	212	75	43	1,907	49	2,830	Disposed of		
19	17	44	64	67	171	—	—	—	550	Pending at End		
16%	24%	20%	16%	37%	61%	—	—	—	38%	% Pending More Than 12 mos		
+4	+7	+14	+9	−12	+1	—	—	—	+32	Inventory (+ or −)		

Circuit	County		Law Over $15,000		Law $15,000 or less		Chancery	Miscellaneous Remedy	Eminent Domain	Tax	Municipal Corporations	Mental Health	Dissolution of Marriage
			Jury	Non-Jury	Jury	Non-Jury							
20th	Perry	Pending at Start	62	76	0	140	78	22	0	33	0	0	122
		Filed	21	17	1	51	17	16	0	16	0	0	100
		Reinstated	0	0	0	0	0	0	0	0	0	0	0
		Transferred	0	0	0	0	—	—	—	—	—	—	—
		Net Added	21	17	1	51	17	16	0	16	0	0	100
		Disposed of	42	16	0	114	16	12	0	8	0	0	98
		Pending at End	41	77	1	77	79	26	0	41	0	0	124
		% Pending More Than 12 mos	62%	83%	0%	65%	80%	73%	0%	68%	0%	0%	67%
		Inventory (+ or −)	−21	+1	+1	−63	+1	+4	0	+8	0	0	+2
20th	Randolph	Pending at Start	85	62	1	100	65	88	4	16	3	16	257
		Filed	26	25	1	99	31	63	0	3	0	287	201
		Reinstated	3	1	0	1	0	0	0	0	0	1	1
		Transferred	+2	−2	0	0	—	—	—	—	—	—	—
		Net Added	31	24	1	100	31	63	0	3	0	288	202
		Disposed of	42	17	1	80	35	50	0	3	1	303	184
		Pending at End	74	69	1	120	61	101	4	16	2	1	275
		% Pending More Than 12 mos	69%	75%	0%	68%	75%	76%	100%	81%	100%	0%	75%
		Inventory (+ or −)	−11	+7	0	+20	−4	+13	0	0	−1	−15	+18
20th	St. Clair	Pending at Start	1,848	554	73	638	451	293	26	1,162	0	0	1,011
		Filed	506	715	34	2,936	478	269	6	269	0	0	1,580
		Reinstated	7	2	0	22	0	1	0	0	0	0	0
		Transferred	+275	−275	+56	−56	—	—	—	—	—	—	—
		Net Added	788	442	90	2,902	478	270	6	269	0	0	1,580
		Disposed of	1,014	461	122	2,628	555	340	18	68	0	0	1,613
		Pending at End	1,597	436	94	864	321	219	14	1,388	0	0	731
		% Pending More Than 12 mos	55%	30%	29%	13%	36%	37%	64%	80%	0%	0%	29%
		Inventory (+ or −)	−251	−118	+21	+226	−130	−74	−12	+226	0	0	−280
20th	Washington	Pending at Start	29	16	2	27	15	7	0	5	0	0	34
		Filed	10	12	1	22	12	9	0	2	1	0	57
		Reinstated	0	0	0	0	0	0	0	0	0	0	0
		Transferred	0	0	0	0	—	—	—	—	—	—	—
		Net Added	10	12	1	22	12	9	0	2	1	0	57
		Disposed of	7	7	1	17	11	10	0	4	1	0	50
		Pending at End	32	21	2	32	16	6	0	3	0	0	41
		% Pending More Than 12 mos	71%	62%	50%	72%	56%	50%	0%	100%	0%	0%	34%
		Inventory (+ or −)	+3	+5	0	+5	+1	−1	0	−2	0	0	+7
20th	Circuit Total	Pending at Start	2,061	727	79	929	635	415	31	1,221	4	17	1,461
		Filed	589	793	37	3,147	553	391	8	292	7	287	2,033
		Reinstated	10	3	0	23	0	1	0	0	0	1	1
		Transferred	+277	−277	+56	−56	—	—	—	—	—	—	—
		Net Added	876	519	93	3,114	553	392	8	292	7	288	2,034
		Disposed of	1,128	523	126	2,873	642	443	19	86	6	304	2,033
		Pending at End	1,784	624	99	1,122	493	360	20	1,452	5	1	1,215
		% Pending More Than 12 mos	56%	42%	29%	31%	49%	50%	65%	80%	40%	0%	43%
		Inventory (+ or −)	−277	−103	+20	+193	−142	−55	−11	+231	+1	−16	−246
21st	Iroquois	Pending at Start	76	49	25	113	77	59	4	8	1	0	100
		Filed	25	34	0	68	39	33	10	13	0	1	128
		Reinstated	0	0	0	0	0	0	0	0	0	0	0
		Transferred	0	0	+6	−6	—	—	—	—	—	—	—
		Net Added	25	34	6	62	39	33	10	13	0	1	128
		Disposed of	23	10	7	60	26	23	1	18	1	0	114
		Pending at End	78	73	23	116	90	68	13	3	0	1	114
		% Pending More Than 12 mos	68%	58%	83%	78%	64%	78%	31%	67%	0%	0%	36%
		Inventory (+ or −)	+2	+24	−2	+3	+13	+9	+9	−5	−1	+1	+14

Family	Juvenile	Felony	Misdemeanors	Small Claims	Probate	Ordinance Violations	Traffic Violations	Conservation Violations	Total		County	Circuit
175	28	56	77	210	418	—	—	—	1,497	Pending at Start	Perry	20th
56	13	133	228	190	70	226	2,790	15	3,960	Filed		
0	0	0	0	0	0	0	0	0	0	Reinstated		
—	—	0	0	0	—	—	—	—	0	Transferred		
56	13	133	228	190	70	226	2,790	15	3,960	Net Added		
115	12	123	192	164	105	182	2,819	17	4,035	Disposed of		
116	29	66	113	236	383	—	—	—	1,409	Pending at End		
										% Pending More		
78%	66%	20%	36%	66%	83%	—	—	—	68%	Than 12 mos		
−59	+1	+10	+36	+26	−35	—	—	—	−88	Inventory (+ or −)		
294	85	51	189	212	744	—	—	—	2,272	Pending at Start	Randolph	20th
87	52	206	450	506	123	138	3,229	77	5,604	Filed		
3	1	4	0	0	3	0	0	0	18	Reinstated		
—	—	0	0	0	—	—	—	—	0	Transferred		
90	53	210	450	506	126	138	3,229	77	5,622	Net Added		
163	100	200	530	460	102	89	3,251	57	5,668	Disposed of		
221	38	61	109	258	768	—	—	—	2,179	Pending at End		
										% Pending More		
86%	45%	3%	13%	54%	87%	—	—	—	72%	Than 12 mos		
−73	−47	+10	−80	+46	+24	—	—	—	−93	Inventory (+ or −)		
2,093	339	320	7,416	3,197	3,429	—	—	—	22,850	Pending at Start	St. Clair	20th
2,707	770	1,050	7,592	6,592	870	1,971	55,179	165	83,689	Filed		
0	0	0	0	0	0	0	0	0	32	Reinstated		
—	—	−38	+38	0	—	—	—	—	0	Transferred		
2,707	770	1,012	7,630	6,592	870	1,971	55,179	165	83,721	Net Added		
1,819	617	809	7,167	6,021	1,231	1,983	54,845	137	81,448	Disposed of		
3,040	432	415	8,620	3,028	3,129	—	—	—	24,328	Pending at End		
										% Pending More		
58%	41%	9%	53%	15%	77%	—	—	—	50%	Than 12 mos		
+947	+93	+95	+1,204	−169	−300	—	—	—	+1,478	Inventory (+ or −)		
16	21	25	26	39	279	—	—	—	541	Pending at Start	Washington	20th
28	8	52	94	192	77	0	2,487	28	3,092	Filed		
0	0	0	0	0	0	0	0	0	0	Reinstated		
—	—	0	0	0	—	—	—	—	0	Transferred		
28	8	52	94	192	77	0	2,487	28	3,092	Net Added		
21	9	66	92	181	60	0	2,179	34	2,750	Disposed of		
23	20	11	28	50	296	—	—	—	581	Pending at End		
										% Pending More		
50%	75%	24%	41%	17%	78%	—	—	—	62%	Than 12 mos		
+7	−1	−14	+2	+11	+17	—	—	—	+40	Inventory (+ or −)		
2,593	483	482	7,763	3,737	5,040	—	—	—	27,678	Pending at Start	Circuit Total	20th
2,905	882	1,516	8,567	7,680	1,221	2,381	65,584	322	99,195	Filed		
3	1	4	0	0	3	2	0	3	55	Reinstated		
—	—	−38	+38	0	—	—	—	—	0	Transferred		
2,908	883	1,482	8,605	7,680	1,224	2,383	65,584	325	99,250	Net Added		
2,141	770	1,259	8,175	7,038	1,573	2,297	65,001	294	96,731	Disposed of		
3,419	536	597	8,934	3,639	4,747	—	—	—	29,047	Pending at End		
										% Pending More		
61%	43%	11%	52%	21%	78%	—	—	—	53%	Than 12 mos		
+826	+53	+115	+1,171	−98	−293	—	—	—	+1,369	Inventory (+ or −)		
131	53	219	183	239	682	—	—	—	2,019	Pending at Start	Iroquois	21st
101	72	89	481	413	163	7	5,856	57	7,590	Filed		
0	0	0	0	0	0	0	0	0	0	Reinstated		
—	—	0	0	0	0	0	—	—	0	Transferred		
101	72	89	481	413	163	7	5,856	57	7,590	Net Added		
125	65	131	578	437	146	6	5,556	52	7,379	Disposed of		
107	61	177	86	215	699	—	—	—	1,924	Pending at End		
										% Pending More		
81%	36%	73%	24%	53%	79%	—	—	—	67%	Than 12 mos		
−24	+8	−42	−97	−24	+17	—	—	—	−95	Inventory (+ or −)		

Circuit	County		Law Over $15,000		Law $15,000 or less		Chancery	Miscellaneous Remedy	Eminent Domain	Tax	Municipal Corporations	Mental Health	Dissolution of Marriage
			Jury	Non-Jury	Jury	Non-Jury							
21st	Kankakee	Pending at Start	387	212	57	421	378	166	6	124	0	0	374
		Filed	122	104	0	1,053	236	460	4	68	0	23	590
		Reinstated	0	0	0	0	0	0	0	0	0	0	0
		Transferred	+51	−51	+60	−60	—	—	—	—	—	—	—
		Net Added	173	53	60	993	236	460	4	68	0	23	590
		Disposed of	160	35	8	905	146	346	3	27	0	23	583
		Pending at End	383	246	106	543	473	265	9	165	0	0	404
		% Pending More Than 12 mos	79%	63%	61%	53%	66%	41%	56%	75%	0%	0%	26%
		Inventory (+ or −)	−4	+34	+49	+122	+95	+99	+3	+41	0	0	+30
21st	Circuit Total	Pending at Start	463	261	82	534	455	225	10	132	1	0	474
		Filed	147	138	0	1,121	275	493	14	81	0	24	718
		Reinstated	0	0	0	0	0	0	0	0	0	0	0
		Transferred	+51	−51	+66	−66	—	—	—	—	—	—	—
		Net Added	198	87	66	1,055	275	493	14	81	0	24	718
		Disposed of	183	45	15	965	172	369	4	45	1	23	697
		Pending at End*	461	319	129	659	563	333	22	168	0	1	518
		% Pending More Than 12 mos	77%	62%	66%	57%	66%	49%	41%	75%	0%	0%	28%
		Inventory (+ or −)	−2	+58	+47	+125	+108	+108	+12	+36	−1	+1	+44
	Downstate Total	Pending at Start	19,852	9,849	1,425	16,886	10,595	5,805	923	4,572	166	510	19,627
		Filed	8,686	9,695	563	41,760	8,521	10,040	568	4,946	202	4,339	35,639
		Reinstated	558	345	165	893	205	82	53	140	0	3	545
		Transferred	+3,128	−3,111	+658	−672	—	—	—	—	—	—	—
		Net Added	12,372	6,929	1,386	41,981	8,726	10,122	621	5,086	202	4,342	36,184
		Disposed of	12,138	6,062	1,472	40,746	9,162	9,388	672	5,054	187	4,374	35,898
		Pending at End	19,623	10,532	1,369	17,764	9,870	6,106	854	4,599	180	477	19,486
		% Pending More Than 12 mos	48%	43%	51%	35%	50%	48%	55%	70%	44%	60%	32%
		Inventory (+ or −)	−229	+683	−56	+878	−725	+301	−69	+27	+14	−33	−141
	Cook	Pending at Start	59,738	14,375	10,730	41,178	14,116	2,283	508	70,613	312	75	17,584
		Filed	3,301	15,210	672	44,689	11,867	1,742	148	21,953	37	4,607	20,834
		Reinstated	2,057	2,516	1,253	3,364	528	252	3	17	0	0	548
		Transferred	+10,632	−10,632	+7,227	−7,074	—	—	—	—	—	—	—
		Net Added	15,990	7,094	9,152	40,979	12,395	1,994	151	21,970	37	4,607	21,382
		Disposed of	19,658	9,763	8,475	35,563	11,929	1,498	175	22,458	28	4,643	23,158
		Pending at End	56,070	11,706	11,276	46,348	14,582	2,779	484	70,129	321	89	19,514
		% Pending More Than 12 mos	84%	42%	58%	70%	NA	NA	NA	NA	NA	NA	NA
		Inventory (+ or −)	−3,668	−2,669	+546	+5,170	+466	+496	−24	−484	+9	+14	+1,930
	State Total	Pending at Start	79,590	24,224	12,155	58,064	24,711	8,088	1,431	75,185	478	585	37,211
		Filed	11,987	24,905	1,235	86,449	20,388	11,782	716	26,899	239	8,946	56,473
		Reinstated	2,615	2,861	1,418	4,257	733	334	56	157	0	3	1,093
		Transferred	+13,760	−13,743	+7,885	−7,746	—	—	—	—	—	—	—
		Net Added	28,362	14,023	10,538	82,960	21,121	12,116	772	27,056	239	8,949	57,566
		Disposed of	31,796	15,825	9,947	76,309	21,091	10,886	847	27,512	215	9,017	59,056
		Pending at End*	75,693	22,238	12,645	64,112	24,452	8,885	1,338	74,728	501	566	39,000
		% Pending More Than 12 mos	74%	43%	58%	68%	50%	48%	55%	70%	44%	60%	32%
		Inventory (+ or −)	−3,897	−1,986	+490	+6,048	−259	+797	−93	−457	+23	−19	+1,789

*"Pending at End" figures are adjusted to physical inventories taken by the Clerks of the Circuit Court staff where necessary.
#Ordinance and Conservation Violations are included in the Misdemeanor category for Cook County.
†Cook County Misdemeanors are counted by charges not cases.

Family	Juvenile	Felony	Misdemeanors	Small Claims	Probate	Ordinance Violations	Traffic Violations	Conservation Violations	Total		County	Circuit
218	49	442	1,526	867	2,972	—	—	—	8,199	Pending at Start	Kankakee	21st
513	159	776	1,731	3,339	400	107	15,974	170	25,829	Filed		
0	0	0	0	0	0	0	0	0	0	Reinstated		
—	—	−109	+109	0	—	—	—	—	0	Transferred		
513	159	667	1,840	3,339	400	107	15,974	170	25,829	Net Added		
333	96	579	2,096	3,513	240	98	14,452	175	23,818	Disposed of		
402	98	516	1,257	908	3,132	—	—	—	8,907	Pending at End		
40%	19%	18%	52%	25%	89%	—	—	—	61%	% Pending More Than 12 mos		
+184	+49	+74	−269	+41	+160	—	—	—	+708	Inventory (+ or −)		
349	102	661	1,709	1,106	3,654	—	—	—	10,218	Pending at Start	Circuit Total	21st
614	231	865	2,212	3,752	563	114	21,830	227	33,419	Filed		
0	0	0	0	0	0	0	0	0	0	Reinstated		
—	—	−109	+109	0	—	—	—	—	0	Transferred		
614	231	756	2,321	3,752	563	114	21,830	227	33,419	Net Added		
458	161	710	2,674	3,950	386	104	20,008	227	31,197	Disposed of		
509	159	693	1,343	1,123	3,831	—	—	—	10,831	Pending at End		
49%	25%	34%	50%	31%	87%	—	—	—	62%	% Pending More Than 12 mos		
+160	+57	+32	−366	+17	+177	—	—	—	+613	Inventory (+ or −)		
26,559	7,512	13,931	44,861	48,836	70,755	—	—	—	302,664	Pending at Start	Downstate Total	
26,848	11,712	30,814	109,741	122,081	19,509	123,723	1,188,509	9,869	1,767,765	Filed		
58	62	2,133	3,264	1,821	238	3,416	10,926	47	24,954	Reinstated		
—	—	−3,170	+3,170	−3	—	—	—	—	0	Transferred		
26,906	11,774	29,777	116,175	123,899	19,747	127,139	1,199,435	9,916	1,792,719	Net Added		
24,786	10,681	28,552	113,979	123,523	21,505	118,702	1,189,782	9,394	1,766,057	Disposed of		
28,376	8,415	15,126	48,146	48,073	68,410	—	—	—	307,406	Pending at End		
66%	40%	18%	39%	31%	77%	—	—	—	49%	% Pending More Than 12 mos		
+1,817	+903	+1,195	+3,285	−763	−2,345	—	—	—	+4,742	Inventory (+ or −)		
47,363	24,545	18,968	301,365†	133,108	24,253	—	—	—	781,114	Pending at Start	Cook	
41,347	24,147	32,545	234,490†	107,351	12,189	#0	1,506,967	#0	2,084,096	Filed		
15,864	16	6,792	6,308†	4,207	0	#0	0	#0	43,725	Reinstated		
—	—	0	0	−153	0	#0	0	#0	0	Transferred		
57,211	24,163	39,337	240,798†	111,405	12,189	#0	1,506,967	#0	2,127,821	Net Added		
53,661	25,471	37,009	347,011†	97,850	12,708	#0	1,726,236	#0	2,437,294	Disposed of		
53,640	23,239	21,113	341,472†	146,264	23,736	—	—	—	842,762	Pending at End		
NA	NA	NA	NA	NA	NA	—	—	—	NA	% Pending More Than 12 mos		
+6,277	−1,306	+2,145	+40,107†	+13,156	−517	—	—	—	+61,648	Inventory (+ or −)		
73,922	32,057	32,899	346,226	181,944	95,008	—	—	—	1,083,778	Pending at Start	State Total	
68,195	35,859	63,359	344,231	229,432	31,698	123,723	2,695,476	9,869	3,851,861	Filed		
15,922	78	8,925	9,572	6,028	238	3,416	10,926	47	68,679	Reinstated		
—	—	−3,170	+3,170	−156	—	—	—	—	0	Transferred		
84,117	35,937	69,114	356,973	235,304	31,936	127,139	2,706,402	9,916	3,920,540	Net Added		
78,447	36,152	65,561	460,990	221,373	34,213	118,702	2,916,018	9,394	4,203,351	Disposed of		
82,016	31,654	36,239	389,618	194,337	92,146	—	—	—	1,150,168	Pending at End*		
66%	40%	18%	39%	31%	77%	—	—	—	49%	% Pending More Than 12 mos		
+8,094	−403	+3,340	+43,392	+12,393	−2,862	—	—	—	+66,390	Inventory (+ or −)		

SUMMARY REPORT ON LAW JURY CASES DISPOSED OF IN THE CIRCUIT COURTS OF ILLINOIS DURING 1989

Circuit	Total Law Jury Cases Disposed Of			Number of Law Jury Cases Terminated By Verdict			Average Time Elapsed in Months For Cases Terminated By Verdict
	Law Over $15,000	Law $15,000 or Less	Total	Law Over $15,000	Law $15,000 or Less	Total	
1st	307	13	320	18	2	20	25.5
2nd	201	23	224	9	0	9	33.1
3rd	934	105	1,039	52	7	59	39.0
4th	341	25	366	29	5	34	25.8
5th	239	3	242	16	0	16	31.4
6th	613	15	628	27	1	28	32.2
7th	360	47	407	23	3	26	33.4
8th	117	16	133	11	1	12	21.4
9th	149	31	180	8	1	9	30.7
10th	702	77	779	32	1	33	29.2
11th	365	28	393	28	1	29	39.1
12th	899	76	795	33	0	33	18.6
13th	343	36	379	19	0	19	23.0
14th	315	35	350	15	0	15	27.4
15th	136	25	161	8	1	9	28.4
16th	755	81	836	46	2	48	27.0
17th	414	51	465	11	1	12	42.2
18th	2,070	404	2,474	54	4	58	26.6
19th	1,567	240	1,807	54	4	58	24.1
20th	1,128	126	1,254	61	6	67	35.2
21st	183	15	198	9	2	11	26.7
Downstate Total	12,138	1,472	13,610	563	42	605	29.7
Cook County	19,658	8,475	28,133	536	595	1,131	51.8
State Total	31,796	9,947	41,743	1,099	637	1,736	43.9

STATISTICAL REPORT ON LAW JURY CASES DISPOSED OF DURING 1989

Circuit	County	Law Jury Cases Disposed Of			Number of Law Jury Cases Terminated by Verdict			Time Lapse For All Law Jury Cases Terminated by Verdict										
																Average Time Lapse (Months)		
		Law Over $15,000	Law $15,000 or Less	Total	Law Over $15,000	Law $15,000 or Less	Total	Under 1 Year	1 Year to 1½ Years	1½ Years to 2 Years	2 Years to 2½ Years	2½ Years to 3 Years	3 Years to 3½ Years	3½ Years to 4 Years	Over 4 Years	Law Over $15,000	Law $15,000 or Less	Total
1st	Alexander	12	0	12	1	0	1	0	1	0	0	0	0	0	0	16.4	—	16.4
	Jackson	75	5	80	10	0	10	4	2	0	1	1	0	1	1	24.1	—	24.1
	Johnson	5	1	6	0	0	0	—	—	—	—	—	—	—	—	—	—	—
	Massac	14	0	14	1	0	1	0	0	1	0	0	0	0	0	18.8	—	18.8
	Pope	6	0	6	0	2	2	1	0	0	0	1	0	0	0	—	22.7	22.7
	Pulaski	5	0	5	0	0	0	—	—	—	—	—	—	—	—	—	—	—
	Saline	31	1	32	0	0	0	—	—	—	—	—	—	—	—	—	—	—
	Union	27	1	28	0	0	0	—	—	—	—	—	—	—	—	—	—	—
	Williamson	132	5	137	6	0	6	0	1	0	3	0	0	1	1	31.2	—	31.2
1st	Circuit Total	307	13	320	18	2	20	5	4	1	4	2	0	2	2	25.8	22.7	25.5
2nd	Crawford	9	2	11	0	0	0	—	—	—	—	—	—	—	—	—	—	—
	Edwards	2	0	2	0	0	0	—	—	—	—	—	—	—	—	—	—	—
	Franklin	71	3	74	1	0	1	0	0	0	0	0	0	1	0	47.5	—	47.5
	Gallatin	4	0	4	0	0	0	—	—	—	—	—	—	—	—	—	—	—
	Hamilton	11	2	13	1	0	1	0	1	0	0	0	0	0	0	17.5	—	17.5
	Hardin	3	0	3	0	0	0	—	—	—	—	—	—	—	—	—	—	—
	Jefferson	42	7	49	6	0	6	0	1	0	2	1	1	1	0	29.9	—	29.9
	Lawrence	7	1	8	1	0	1	0	0	0	0	0	0	0	1	53.3	—	53.3
	Richland	21	1	22	0	0	0	—	—	—	—	—	—	—	—	—	—	—
	Wabash	5	2	7	0	0	0	—	—	—	—	—	—	—	—	—	—	—
	Wayne	12	4	16	0	0	0	—	—	—	—	—	—	—	—	—	—	—
	White	14	1	15	0	0	0	—	—	—	—	—	—	—	—	—	—	—
2nd	Circuit Total	201	23	224	9	0	9	0	2	0	2	1	1	2	1	33.1	—	33.1
3rd	Bond	11	2	13	1	0	1	0	0	1	0	0	0	0	0	22.8	—	22.8
	Madison	923	103	1,026	51	7	58	3	2	8	10	7	7	5	16	40.5	30.1	39.3
3rd	Circuit Total	934	105	1,039	52	7	59	3	2	9	10	7	7	5	16	40.2	30.1	39.0
4th	Christian	47	4	51	4	2	6	3	0	0	1	1	0	1	0	30.3	5.9	22.2
	Clay	16	1	17	0	0	0	—	—	—	—	—	—	—	—	—	—	—
	Clinton	36	2	38	8	1	9	0	2	1	1	4	1	0	0	26.8	20.0	26.0
	Effingham	53	6	59	5	1	6	2	1	0	0	1	0	0	2	30.9	8.6	27.2
	Fayette	30	2	32	0	1	1	0	0	0	0	0	0	0	1	—	64.2	64.2
	Jasper	3	0	3	0	0	0	—	—	—	—	—	—	—	—	—	—	—
	Marion	101	6	107	9	0	9	0	3	4	1	0	0	1	0	23.0	—	23.0
	Montgomery	36	2	38	2	0	2	1	0	0	0	0	1	0	0	23.9	—	23.9
	Shelby	19	2	21	1	0	1	0	0	0	1	0	0	0	0	28.4	—	28.4
4th	Circuit Total	341	25	366	29	5	34	6	6	5	4	6	2	2	3	26.7	20.9	25.8
5th	Clark	5	0	5	0	0	0	—	—	—	—	—	—	—	—	—	—	—
	Coles	81	3	84	8	0	8	0	2	2	1	1	0	0	2	29.7	—	29.7
	Cumberland	5	0	5	0	0	0	—	—	—	—	—	—	—	—	—	—	—
	Edgar	24	0	24	2	0	2	0	0	0	1	0	1	0	0	32.8	—	32.8
	Vermilion	124	0	124	6	0	6	0	1	0	2	1	0	1	1	33.1	—	33.1
5th	Circuit Total	239	3	242	16	0	16	0	3	2	4	2	1	1	3	31.4	—	31.4
6th	Champaign	318	12	330	9	0	9	0	3	1	1	2	0	1	1	27.2	—	27.2
	DeWitt	11	0	11	0	0	0	—	—	—	—	—	—	—	—	—	—	—
	Douglas	20	0	20	3	0	3	0	1	2	0	0	0	0	0	20.4	—	20.4
	Macon	247	2	249	14	1	15	2	2	2	1	0	1	1	6	39.8	4.0	37.4
	Moultrie	10	1	11	1	0	1	0	0	0	0	1	0	0	0	33.7	—	33.7
	Piatt	7	0	7	0	0	0	—	—	—	—	—	—	—	—	—	—	—
6th	Circuit Total	613	15	628	27	1	28	2	6	5	2	3	1	2	7	33.2	4.0	32.2

STATISTICAL REPORT ON LAW JURY CASES DISPOSED OF DURING 1989

Circuit	County	Law Jury Cases Disposed Of			Number of Law Jury Cases Terminated by Verdict			Time Lapse For All Law Jury Cases Terminated by Verdict										
																Average Time Lapse (Months)		
		Law Over $15,000	Law $15,000 or Less	Total	Law Over $15,000	Law $15,000 or Less	Total	Under 1 Year	1 Year to 1½ Years	1½ Years to 2 Years	2 Years to 2½ Years	2½ Years to 3 Years	3 Years to 3½ Years	3½ Years to 4 Years	Over 4 Years	Law Over $15,000	Law $15,000 or Less	Total
7th	Greene	5	1	6	0	0	0	—	—	—	—	—	—	—	—	—	—	—
	Jersey	21	9	30	0	0	0	—	—	—	—	—	—	—	—	—	—	—
	Macoupin	35	8	43	1	0	1	0	1	0	0	0	0	0	0	17.6	—	17.6
	Morgan	62	9	71	1	2	3	1	0	0	1	0	0	0	1	68.4	17.5	34.5
	Sangamon	229	20	249	21	0	21	0	3	3	3	3	2	5	2	34.8	—	34.8
	Scott	8	0	8	0	1	1	0	1	0	0	0	0	0	0	—	17.2	17.2
7th	Circuit Total	360	47	407	23	3	26	1	5	3	4	3	2	5	3	35.5	17.4	33.4
8th	Adams	64	6	70	5	1	6	2	2	1	1	0	0	0	0	16.2	4.6	14.2
	Brown	4	0	4	0	0	0	—	—	—	—	—	—	—	—	—	—	—
	Calhoun	1	0	1	0	0	0	—	—	—	—	—	—	—	—	—	—	—
	Cass	8	7	15	0	0	0	—	—	—	—	—	—	—	—	—	—	—
	Mason	18	1	19	0	0	0	—	—	—	—	—	—	—	—	—	—	—
	Menard	6	1	7	2	0	2	1	1	0	0	0	0	0	0	12.9	—	12.9
	Pike	12	0	12	4	0	4	0	0	0	1	2	0	1	0	36.5	—	36.5
	Schuyler	4	1	5	0	0	0	—	—	—	—	—	—	—	—	—	—	—
8th	Circuit Total	117	16	133	11	1	12	3	3	1	2	2	0	1	0	22.9	4.6	21.4
9th	Fulton	28	3	31	2	0	2	0	0	1	0	1	0	0	0	27.8	—	27.8
	Hancock	15	1	16	3	0	3	0	0	1	0	0	1	0	1	45.1	—	45.1
	Henderson	12	0	12	0	0	0	—	—	—	—	—	—	—	—	—	—	—
	Knox	57	16	73	3	1	4	1	0	1	1	0	1	0	0	28.4	4.5	22.4
	McDonough	17	5	22	0	0	0	—	—	—	—	—	—	—	—	—	—	—
	Warren	20	6	26	0	0	0	—	—	—	—	—	—	—	—	—	—	—
9th	Circuit Total	149	31	180	8	1	9	1	0	3	1	1	2	0	1	34.5	4.5	30.7
10th	Marshall	11	1	12	1	0	1	0	0	0	0	0	0	1	0	47.8	—	47.8
	Peoria	503	58	561	26	0	26	4	3	4	8	4	1	0	2	26.2	—	26.2
	Putnam	5	0	5	0	0	0	—	—	—	—	—	—	—	—	—	—	—
	Stark	6	0	6	1	0	1	0	0	0	0	1	0	0	0	31.8	—	31.8
	Tazewell	177	18	195	4	1	5	0	0	1	1	0	1	0	2	44.1	25.7	40.4
10th	Circuit Total	702	77	779	32	1	33	4	3	5	9	5	2	1	4	29.3	25.7	29.2
11th	Ford	5	0	5	0	0	0	—	—	—	—	—	—	—	—	—	—	—
	Livingston	56	7	63	7	0	7	0	1	3	2	0	1	0	0	25.1	—	25.1
	Logan	34	1	35	4	0	4	0	0	0	0	0	0	1	3	49.7	—	49.7
	McLean	248	17	265	16	1	17	0	2	2	3	0	0	1	9	45.2	15.1	43.4
	Woodford	22	3	25	1	0	1	0	0	1	0	0	0	0	0	21.4	—	21.4
11th	Circuit Total	365	28	393	28	1	29	0	3	6	5	0	1	2	12	40.0	15.1	39.1
12th	Will	899	76	975	33	0	33	4	14	10	3	0	1	0	1	18.6	—	18.6
12th	Circuit Total	899	76	975	33	0	33	4	14	10	3	0	1	0	1	18.6	—	18.6
13th	Bureau	43	2	45	2	0	2	1	0	0	1	0	0	0	0	18.4	—	18.4
	Grundy	58	8	66	4	0	4	0	1	0	2	1	0	0	0	24.8	—	24.8
	LaSalle	242	26	268	13	0	13	0	6	3	2	0	0	2	0	23.1	—	23.1
13th	Circuit Total	343	36	379	19	0	19	1	7	3	5	1	0	2	0	23.0	—	23.0
14th	Henry	32	13	45	0	0	0	—	—	—	—	—	—	—	—	—	—	—
	Mercer	12	0	12	1	0	1	0	0	0	0	0	1	0	0	41.8	—	41.8
	Rock Island	188	22	210	8	0	8	0	2	1	2	2	0	0	1	29.0	—	29.0
	Whiteside	83	0	83	6	0	6	0	2	2	1	0	0	1	0	22.8	—	22.8
14th	Circuit Total	315	35	350	15	0	15	0	4	3	3	2	1	1	1	27.4	—	27.4

STATISTICAL REPORT ON LAW JURY CASES DISPOSED OF DURING 1989

Circuit	County	Law Jury Cases Disposed Of			Number of Law Jury Cases Terminated by Verdict			Time Lapse For All Law Jury Cases Terminated by Verdict										
																Average Time Lapse (Months)		
		Law Over $15,000	Law $15,000 or Less	Total	Law Over $15,000	Law $15,000 or Less	Total	Under 1 Year	1 Year to 1½ Years	1½ Years to 2 Years	2 Years to 2½ Years	2½ Years to 3 Years	3 Years to 3½ Years	3½ Years to 4 Years	Over 4 Years	Law Over $15,000	Law $15,000 or Less	Total
15th	Carroll	12	0	12	0	0	0	—	—	—	—	—	—	—	—	—	—	—
	Jo Daviess	4	0	4	1	0	1	0	0	1	0	0	0	0	0	18.4	—	18.4
	Lee	39	9	48	3	1	4	1	1	1	0	0	0	0	1	34.7	6.7	27.8
	Ogle	35	5	40	2	0	2	0	0	1	0	0	0	0	1	52.0	—	52.0
	Stephenson	46	11	57	2	0	2	1	1	0	0	0	0	0	0	12.3	—	12.3
15th	Circuit Total	136	25	161	8	1	9	2	2	3	0	0	0	0	2	31.1	6.7	28.4
16th	DeKalb	87	19	106	4	0	4	0	2	1	1	0	0	0	0	19.2	—	19.2
	Kane	615	57	672	39	2	41	5	10	8	5	5	4	0	4	26.9	15.3	26.3
	Kendall	53	5	58	3	0	3	0	1	0	0	0	0	1	1	37.7	—	37.7
16th	Circuit Total	755	81	836	46	2	48	5	13	9	6	5	4	1	5	26.9	15.3	27.0
17th	Boone	24	4	28	0	1	1	0	0	0	0	0	1	0	0	0.0	38.7	38.7
	Winnebago	390	47	437	11	0	11	0	1	1	2	2	0	0	5	42.5	—	42.5
17th	Circuit Total	414	51	465	11	1	12	0	1	1	2	2	1	0	5	42.5	38.7	42.2
18th	DuPage	2,070	404	2,474	54	4	58	7	15	8	9	7	6	2	4	28.0	5.9	26.6
18th	Circuit Total	2,070	404	2,474	54	4	58	7	15	8	9	7	6	2	4	28.0	5.9	26.6
19th	Lake	1,324	216	1,540	39	3	42	13	15	6	5	0	0	3	0	17.0	22.8	17.4
	McHenry	243	24	267	15	1	16	0	1	1	3	2	1	2	6	41.7	42.1	41.8
19th	Circuit Total	1,567	240	1,807	54	4	58	13	16	7	8	2	1	5	6	23.9	27.6	24.1
20th	Monroe	23	2	25	1	0	1	0	0	0	1	0	0	0	0	26.1	—	26.1
	Perry	42	0	42	2	0	2	0	0	1	0	0	0	0	1	35.5	—	35.5
	Randolph	42	1	43	0	0	0	—	—	—	—	—	—	—	—	—	—	—
	St. Clair	1,014	122	1,136	58	6	64	2	8	13	3	14	9	4	11	37.5	21.0	35.3
	Washington	7	1	83	0	0	0	—	—	—	—	—	—	—	—	—	—	—
20th	Circuit Total	1,128	126	1,254	61	6	67	2	8	14	4	14	9	4	12	36.6	21.0	35.2
21st	Iroquois	23	7	30	1	0	1	0	1	0	0	0	0	0	0	15.4	—	15.4
	Kankakee	160	8	168	8	2	10	1	3	1	1	0	1	0	3	35.9	8.7	27.7
21st	Circuit Total	183	15	198	9	2	11	1	4	1	1	0	1	0	3	33.6	8.7	26.7
	Downstate Total	12,138	1,472	13,610	563	42	605	60	121	99	88	65	43	38	91	30.5	18.2	29.7
	Cook County	19,658	8,475	28,133	536	595	1,131	2[a]	5	5	10	10	6	10	488	84.3	21.9	51.8
	State Total	31,796	9,947	41,743	1,099	637	1,736	62[a]	126	104	98	75	49	48	579	56.8	21.7	43.9

(a) Includes only Cook over $15,000.

DISPOSITIONS IN 1989 OF DEFENDANTS CHARGED WITH A FELONY

Circuit	County	Total Number of Defendants Disposed of	NOT CONVICTED									Total Convicted
			Total Not Convicted	Reduced or Dismissed				Tried But Not Convicted				
				Discharged At Preliminary Hearing	Dismissed on Motion of Defendant	Dismissed by State: Dismissed Mo. State, Transfer to Warrant Calendar, etc.	Reduced to Misdemeanor	Acquitted by Court	Acquitted by Jury	Convicted of An Included Misdemeanor	
1st	Alexander	146	53	0	0	30	14	2	0	7	93
	Jackson	539	313	3	0	151	62	34	4	59	226
	Johnson	125	63	0	1	36	25	0	1	0	62
	Massac	90	49	0	0	29	19	0	1	0	41
	Pope	46	22	2	0	8	12	0	0	0	24
	Pulaski	74	42	0	0	29	13	0	0	0	32
	Saline	194	116	3	7	49	55	0	1	1	78
	Union	99	82	0	2	51	29	0	0	0	17
	Williamson	543	404	0	0	297	107	0	0	0	139
1st	Circuit Total	1,856	1,144	8	10	680	336	36	7	67	712
2nd	Crawford	95	49	1	0	24	12	0	0	12	46
	Edwards	27	19	0	1	8	10	0	0	0	8
	Franklin	221	101	0	1	73	25	0	0	2	120
	Gallatin	56	35	0	0	23	12	0	0	0	21
	Hamilton	39	20	1	0	9	10	0	0	0	19
	Hardin	23	20	0	0	10	7	0	0	3	3
	Jefferson	228	56	0	2	30	11	4	5	4	172
	Lawrence	82	45	0	1	29	15	0	0	0	37
	Richland	130	72	2	3	27	37	3	0	0	58
	Wabash	58	26	0	0	9	17	0	0	0	32
	Wayne	88	40	2	0	30	5	0	1	2	48
	White	100	65	2	0	20	39	4	0	0	35
2nd	Circuit Total	1,147	548	8	8	292	200	11	6	23	599
3rd	Bond	78	28	0	4	18	6	0	0	0	50
	Madison	1,253	480	2	3	314	148	3	6	4	773
3rd	Circuit Total	1,331	508	2	7	332	154	3	6	4	823
4th	Christian	136	62	0	3	36	23	0	0	0	74
	Clay	59	9	1	0	6	2	0	0	0	50
	Clinton	236	76	4	0	30	31	1	0	10	160
	Effingham	114	43	5	3	17	12	0	2	4	71
	Fayette	95	33	2	2	19	8	1	0	1	62
	Jasper	42	8	0	1	0	7	0	0	0	34
	Marion	275	67	2	0	46	19	0	0	0	208
	Montgomery	109	56	2	0	38	16	0	0	0	53
	Shelby	62	21	3	0	9	2	2	0	5	41
4th	Circuit Total	1,128	375	19	9	201	120	4	2	20	753
5th	Clark	59	24	0	0	8	15	0	1	0	35
	Coles	236	59	1	1	10	47	0	0	0	177
	Cumberland	45	44	0	2	24	18	0	0	0	1
	Edgar	94	38	0	1	11	26	0	0	0	56
	Vermilion	334	150	3	0	86	47	7	7	0	184
5th	Circuit Total	768	315	4	4	139	153	7	8	0	453
6th	Champaign	1,262	678	0	0	423	0	1	6	248	584
	DeWitt	110	71	0	0	43	27	0	1	0	39
	Douglas	73	40	0	7	14	19	0	0	0	33
	Macon	959	332	0	0	169	143	3	17	0	627
	Moultrie	58	26	1	0	7	11	0	2	5	32
	Piatt	72	22	0	0	10	12	0	0	0	50
6th	Circuit Total	2,534	1,169	1	7	666	212	4	26	253	1,365
7th	Greene	63	42	0	7	22	12	1	0	0	21
	Jersey	96	55	1	1	28	25	0	0	0	41
	Macoupin	272	167	0	0	88	62	16	1	0	105
	Morgan	106	26	0	0	11	11	0	2	2	80
	Sangamon	1,121	692	48	27	397	211	5	4	0	429
	Scott	11	8	0	0	3	4	0	0	1	3
7th	Circuit Total	1,669	990	49	35	549	325	22	7	3	679
8th	Adams	492	238	5	4	68	153	4	4	0	254
	Brown	28	20	0	1	11	8	0	0	0	8
	Calhoun	30	14	0	0	8	6	0	0	0	16
	Cass	74	41	0	0	13	28	0	0	0	33
	Mason	86	47	0	0	24	22	1	0	0	39
	Menard	40	9	0	0	3	6	0	0	0	31
	Pike	88	46	5	0	28	13	0	0	0	42
	Schuyler	27	12	0	0	6	6	0	0	0	15
8th	Circuit Total	865	427	10	5	161	242	5	4	0	438

DISPOSITIONS IN 1989 OF DEFENDANTS CHARGED WITH A FELONY

CONVICTED																		Found Unfit to Stand Trial	County	Circuit
Plea of Guilty						Convicted By Court						Convicted By Jury								
Class						Class						Class								
M	X	1	2	3	4	M	X	1	2	3	4	M	X	1	2	3	4			
1	6	18	25	27	16	0	0	0	0	0	0	0	0	0	0	0	0	0	Alexander	1st
3	13	29	45	89	43	0	0	1	0	2	1	0	0	0	0	0	0	0	Jackson	
0	2	9	15	13	22	0	0	0	0	0	0	0	1	0	0	0	0	0	Johnson	
0	1	1	13	15	10	0	0	0	0	0	0	1	0	0	0	0	0	0	Massac	
0	1	0	5	10	6	0	0	0	0	0	0	0	0	0	0	2	0	0	Pope	
0	0	5	9	14	4	0	0	0	0	0	0	0	0	0	0	0	0	0	Pulaski	
0	2	3	17	41	15	0	0	0	0	0	0	0	0	0	0	0	0	0	Saline	
0	0	0	2	11	2	0	0	0	0	0	0	0	2	0	0	0	0	0	Union	
0	3	6	30	39	53	0	0	1	1	1	2	1	0	1	0	1	0	0	Williamson	
4	28	71	161	259	171	0	0	2	1	3	3	2	3	1	0	3	0	0	Circuit Total	1st
0	0	2	15	18	11	0	0	0	0	0	0	0	0	0	0	0	0	0	Crawford	2nd
0	0	0	2	5	1	0	0	0	0	0	0	0	0	0	0	0	0	0	Edwards	
1	3	6	21	41	45	0	0	0	0	0	0	1	1	0	1	0	0	0	Franklin	
0	0	0	1	17	2	0	0	0	0	0	0	1	0	0	0	0	0	0	Gallatin	
0	0	1	6	5	5	0	0	0	0	0	0	0	1	0	0	1	0	0	Hamilton	
0	0	0	0	0	0	0	0	0	0	1	1	1	0	0	0	0	0	0	Hardin	
1	10	20	43	53	42	0	0	1	0	0	1	1	0	0	0	0	0	0	Jefferson	
0	3	2	14	13	5	0	0	0	0	0	0	0	0	0	0	0	0	0	Lawrence	
0	0	4	17	13	22	0	0	0	1	0	0	0	1	0	0	0	0	4	Richland	
0	1	1	13	8	9	0	0	0	0	0	0	0	0	0	0	0	0	0	Wabash	
0	0	0	11	16	20	0	0	0	1	0	0	0	0	0	0	0	0	0	Wayne	
0	0	1	11	11	9	0	0	0	0	3	0	0	0	0	0	0	0	0	White	
2	17	37	154	200	171	0	0	1	2	4	2	4	3	0	1	1	0	4	Circuit Total	2nd
0	0	1	24	10	15	0	0	0	0	0	0	0	0	0	0	0	0	0	Bond	3rd
5	24	91	199	245	195	0	1	1	4	1	2	1	2	1	0	1	0	0	Madison	
5	24	92	223	255	210	0	1	1	4	1	2	1	2	1	0	1	0	0	Circuit Total	3rd
0	2	3	24	25	19	0	0	0	0	0	0	1	0	0	0	0	0	1	Christian	4th
0	0	5	9	24	11	0	0	0	0	0	0	0	0	0	0	0	1	0	Clay	
0	2	9	45	28	70	0	0	1	2	1	1	0	0	0	0	0	1	2	Clinton	
0	3	2	14	27	19	0	0	0	0	1	1	0	1	1	0	2	0	0	Effingham	
0	2	1	15	14	20	0	0	0	1	2	0	0	0	0	3	2	2	1	Fayette	
0	0	1	14	9	9	0	0	0	0	0	0	0	0	0	1	0	0	0	Jasper	
0	10	17	52	80	49	0	0	0	0	0	0	0	0	0	0	0	0	0	Marion	
0	4	0	6	13	24	0	0	0	0	1	0	3	1	1	0	0	0	0	Montgomery	
0	2	4	3	14	16	0	0	0	0	0	0	0	0	0	1	1	0	0	Shelby	
0	25	42	182	234	237	0	0	1	3	5	2	4	2	2	5	5	4	4	Circuit Total	4th
0	1	0	4	18	12	0	0	0	0	0	0	0	0	0	0	0	0	0	Clark	5th
0	5	20	39	54	59	0	0	0	0	0	0	0	0	0	0	0	0	0	Coles	
0	0	0	1	0	0	0	0	0	0	0	0	0	0	0	0	0	0	0	Cumberland	
0	1	6	7	16	26	0	0	0	0	0	0	0	0	0	0	0	0	0	Edgar	
0	17	7	50	71	39	0	0	0	0	0	0	0	0	0	0	0	0	11	Vermilion	
0	24	33	101	159	136	0	0	0	0	0	0	0	0	0	0	0	0	11	Circuit Total	5th
1	18	38	157	190	167	0	1	0	0	0	0	1	3	4	1	3	0	6	Champaign	6th
0	0	7	14	12	5	0	0	0	0	0	0	0	1	0	0	0	0	0	DeWitt	
0	1	1	8	12	9	0	0	0	0	0	0	0	0	1	1	0	0	1	Douglas	
4	18	25	103	167	246	1	1	0	3	5	3	4	11	7	14	11	4	1	Macon	
0	1	0	10	9	9	0	0	0	2	1	0	0	0	0	0	0	0	0	Moultrie	
0	0	1	13	4	15	0	0	1	1	1	0	0	0	0	0	13	1	6	Piatt	
5	38	72	305	394	451	1	2	1	6	7	3	5	15	12	16	27	5	14	Circuit Total	6th
0	0	0	6	11	4	0	0	0	0	0	0	0	0	0	0	0	0	0	Green	7th
0	0	8	5	14	13	0	0	0	0	1	0	0	0	0	0	0	0	0	Jersey	
0	2	5	36	41	20	0	0	0	0	0	0	0	0	1	0	0	0	0	Macoupin	
0	1	3	20	30	25	0	0	0	0	0	0	0	0	1	0	0	0	1	Morgan	
1	9	42	103	111	124	0	0	0	2	2	0	0	4	8	12	5	6	0	Sangamon	
0	0	0	1	1	1	0	0	0	0	0	0	0	0	0	0	0	0	0	Scott	
1	12	58	171	208	187	0	0	0	2	3	0	0	4	10	12	5	6	1	Circuit Total	7th
0	6	19	73	71	66	1	0	0	2	0	2	0	3	2	3	3	3	0	Adams	8th
0	0	0	1	3	3	0	0	0	0	0	0	0	0	0	0	1	0	0	Brown	
0	0	0	2	5	9	0	0	0	0	0	0	0	0	0	0	0	0	0	Calhoun	
0	0	2	5	14	12	0	0	0	0	0	0	0	0	0	0	0	0	5	Cass	
0	0	3	3	15	15	0	1	1	0	1	0	0	0	0	0	0	0	0	Mason	
0	2	1	5	5	14	0	0	0	2	0	1	0	0	1	0	0	0	0	Menard	
0	0	2	13	10	17	0	0	0	0	0	0	0	0	0	0	0	0	0	Pike	
0	1	0	3	7	4	0	0	0	0	0	0	0	0	0	0	0	0	0	Schuyler	
0	9	27	105	130	140	1	1	1	4	1	3	0	3	3	3	4	3	5	Circuit Total	8th

DISPOSITIONS IN 1989 OF DEFENDANTS CHARGED WITH A FELONY

Circuit	County	Total Number of Defendants Disposed of	NOT CONVICTED									Total Convicted
			Total Not Convicted	Reduced or Dismissed				Tried But Not Convicted				
				Discharged At Preliminary Hearing	Dismissed on Motion of Defendant	Dismissed by State: Dismissed Mo. State, Transfer to Warrant Calendar, etc.	Reduced to Misdemeanor	Acquitted by Court	Acquitted by Jury	Convicted of An Included Misdemeanor	
9th	Fulton	137	36	1	2	15	17	0	1	0	101
	Hancock	83	49	1	5	12	30	1	0	0	34
	Henderson	82	66	3	0	26	37	0	0	0	16
	Knox	174	57	3	7	17	25	1	2	2	117
	McDonough	150	82	1	0	37	42	2	0	0	68
	Warren	110	52	0	0	27	24	0	1	0	58
9th	Circuit Total	736	342	9	14	134	175	4	4	2	394
10th	Marshall	31	14	1	2	7	4	0	0	0	17
	Peoria	880	272	4	8	202	45	3	10	0	608
	Putnam	3	2	0	1	0	1	0	0	0	1
	Stark	30	13	1	2	6	3	0	0	1	17
	Tazewell	435	218	0	0	119	94	2	3	0	217
10th	Circuit Total	1,379	519	6	13	334	147	5	13	1	860
11th	Ford	104	77	7	2	41	22	0	4	1	27
	Livingston	231	80	0	4	42	33	0	1	0	151
	Logan	108	50	0	0	28	22	0	0	0	58
	McLean	814	347	0	30	155	22	3	14	123	467
	Woodford	86	65	1	5	33	23	1	2	0	21
11th	Circuit Total	1,343	619	8	41	299	122	4	21	124	724
12th	Will	1,840	1,023	35	82	711	168	13	7	7	817
12th	Circuit Total	1,840	1,023	35	82	711	168	13	7	7	817
13th	Bureau	71	2	0	0	1	0	1	0	0	69
	Grundy	111	76	1	0	34	41	0	0	0	35
	LaSalle	410	136	0	3	95	34	2	1	1	274
13th	Circuit Total	592	214	1	3	130	75	3	1	1	378
14th	Henry	278	140	3	0	83	52	0	2	0	138
	Mercer	133	119	0	0	93	26	0	0	0	14
	Rock Island	879	370	3	5	270	81	3	8	0	509
	Whiteside	294	76	1	0	32	40	1	2	0	218
14th	Circuit Total	1,584	705	7	5	478	199	4	12	0	879
15th	Carroll	88	25	0	1	19	3	2	0	0	63
	Jo Daviess	111	99	3	6	45	44	1	0	0	12
	Lee	183	80	4	5	35	32	1	3	0	103
	Ogle	168	43	4	9	24	0	3	3	0	125
	Stephenson	299	82	30	7	28	14	0	3	0	217
15th	Circuit Total	849	329	41	28	151	93	7	9	0	520
16th	DeKalb	342	153	3	0	143	5	1	1	0	189
	Kane [a]	—	—	—	—	—	—	—	—	—	—
	Kendall	150	96	9	0	81	3	1	2	0	54
16th	Circuit Total	492	249	12	0	224	8	2	3	0	243
17th	Boone	185	94	0	0	80	11	0	2	1	91
	Winnebago	1,770	1,120	26	14	626	433	3	7	11	650
17th	Circuit Total	1,955	1,214	26	14	706	444	3	9	12	741
18th	DuPage	3,125	1,691	9	47c	1,392b	200	35	8	0	1,434
18th	Circuit Total	3,125	1,691	9	47c	1,392b	200	35	8	0	1,434
19th	Lake	3,243	1,955	55	1	1,289	561	20	17	12	1,279
	McHenry	611	210	7	3	90	106	2	1	1	401
19th	Circuit Total	3,854	2,165	62	4	1,379	667	22	18	13	1,680
20th	Monroe	61	27	1	1	23	2	0	0	0	34
	Perry	137	59	0	1	23	34	0	1	0	78
	Randolph	200	85	6	5	33	37	2	2	0	115
	St. Clair	857	134	17	1	65	34	2	14	1	723
	Washington	64	35	0	0	23	10	0	2	0	29
20th	Circuit Total	1,319	340	24	8	167	117	4	19	1	979
21st	Iroquois	155	66	1	2	32	30	0	0	1	89
	Kankakee	686	423	0	4	299	110	10	0	0	263
21st	Circuit Total	841	489	1	6	331	140	10	0	1	352
	Downstate Total	31,207	15,375	342	350	9,456	4,297	208	190	532	15,823
	Cook County	**	10,085	**	**	**	777	1,972	136	**	24,982
	State Total	31,207	25,460	342	350	9,456	5,074	2,180	326	532	40,805

**Not available for Cook County

a Not available for Kane County.

b This category reflects 1,094 cases transferred to inactive status and 82 cases involved in Extradition proceedings for DuPage County.

c Includes cases for first time offenders who plead guilty, received 1410 probation and satisfactorily completed their probation term.

DISPOSITIONS IN 1989 OF DEFENDANTS CHARGED WITH A FELONY

CONVICTED																		Found Unfit to Stand Trial	County	Circuit
Plea of Guilty						Convicted By Court						Convicted By Jury								
Class						Class						Class								
M	X	1	2	3	4	M	X	1	2	3	4	M	X	1	2	3	4			
0	1	5	16	24	53	0	1	0	0	0	0	0	0	0	0	1	0	1	Fulton	9th
0	0	1	11	8	13	0	0	0	0	0	1	0	0	0	0	0	0	0	Hancock	
0	0	2	3	6	5	0	0	0	0	0	0	0	0	0	0	0	0	0	Henderson	
1	4	15	36	31	22	0	0	0	3	0	1	0	2	0	1	1	0	0	Knox	
0	5	3	10	19	30	0	0	0	0	1	0	0	0	0	0	0	0	0	McDonough	
1	0	6	14	15	21	0	0	0	0	0	0	0	0	0	0	0	1	0	Warren	
2	10	32	90	103	144	0	1	0	3	1	2	0	2	0	1	2	1	1	Circuit Total	9th
0	0	1	4	4	7	0	0	0	0	0	0	1	0	0	0	0	0	0	Marshall	10th
6	18	54	178	148	165	0	0	0	0	3	3	3	10	2	6	3	9	12	Peoria	
0	0	0	1	0	0	0	0	0	0	0	0	0	0	0	0	0	0	0	Putnam	
0	0	0	4	4	4	0	0	0	0	5	0	0	0	0	0	0	0	0	Stark	
1	8	10	56	67	65	0	1	0	0	2	3	0	1	1	0	1	1	0	Tazewell	
7	26	65	243	223	241	0	1	0	0	10	6	4	11	3	6	4	10	12	Circuit Total	10th
0	0	1	7	7	11	0	0	0	0	0	0	0	0	0	1	0	0	0	Ford	11th
0	4	16	41	42	45	0	0	0	0	0	0	2	0	1	0	0	0	0	Livingston	
1	0	4	5	17	26	0	0	0	0	0	0	1	1	1	1	0	1	0	Logan	
0	8	20	122	142	110	1	0	5	2	3	12	1	8	7	6	14	6	2	McLean	
0	0	1	5	7	4	0	0	0	0	0	0	0	2	0	1	1	0	0	Woodford	
1	12	42	180	215	196	1	0	5	2	3	12	4	11	9	9	15	7	2	Circuit Total	11th
3	41	73	222	250	159	1	6	7	12	4	3	8	14	5	2	4	3	2	Will	12th
3	41	73	222	250	159	1	6	7	12	4	3	8	14	5	2	4	3	2	Circuit Total	12th
0	5	8	16	23	13	0	0	0	0	0	0	0	0	2	0	1	1	0	Bureau	13th
0	0	4	9	16	6	0	0	0	0	0	0	0	0	0	0	0	0	0	Grundy	
2	7	15	72	61	111	0	0	2	1	0	0	0	1	0	0	0	0	2	LaSalle	
2	12	27	97	100	130	0	0	2	1	0	0	0	1	2	0	1	1	2	Circuit Total	13th
0	2	11	24	30	46	0	1	0	3	4	2	0	2	1	1	9	2	0	Henry	14th
0	0	0	5	4	5	0	0	0	0	0	0	0	0	0	0	0	0	0	Mercer	
0	11	39	90	142	185	0	0	1	3	3	1	0	7	0	4	10	6	7	Rock Island	
0	5	20	62	59	68	0	0	0	0	0	0	0	1	0	2	1	0	0	Whiteside	
0	18	70	181	235	304	0	1	1	6	7	3	0	10	1	7	20	8	7	Circuit Total	14th
0	0	12	8	16	14	1	0	1	0	0	0	0	1	0	0	0	0	10	Carroll	15th
0	0	0	4	2	6	0	0	0	0	0	0	0	0	0	0	0	0	0	Jo Daviess	
0	1	5	22	32	39	0	0	0	0	0	1	2	0	0	1	0	0	0	Lee	
0	2	15	42	33	25	0	0	1	3	1	0	0	0	2	0	0	1	0	Ogle	
0	2	7	31	102	51	0	1	1	2	1	1	0	5	3	2	5	3	0	Stephenson	
0	5	39	107	185	135	1	1	3	5	2	2	2	6	5	3	5	4	10	Circuit Total	15th
0	2	18	47	45	69	0	0	0	0	0	2	0	1	1	0	2	2	0	DeKalb	16th
—	—	—	—	—	—	—	—	—	—	—	—	—	—	—	—	—	—	—	Kane[a]	
0	1	4	13	16	16	0	0	1	0	0	2	0	0	1	0	0	0	0	Kendall	
0	3	22	60	61	85	0	0	1	0	0	4	0	1	2	0	2	2	0	Circuit Total	16th
0	4	0	25	22	33	0	2	0	1	0	2	0	0	0	0	1	1	0	Boone	17th
4	22	55	164	256	129	0	0	1	0	2	0	0	1	3	3	3	1	6	Winnebago	
4	26	55	189	278	162	0	2	1	1	2	2	0	1	3	3	4	2	6	Circuit Total	17th
1	34	58	148	295	324	44	8	18	92	190	201	0	5	6	9	1	0	0	DuPage	18th
1	34	58	148	295	324	44	8	18	92	190	201	0	5	6	9	1	0	0	Circuit Total	18th
4	47	129	329	329	394	7	1	1	4	4	1	4	11	3	2	0	0	9	Lake	19th
0	12	54	108	107	113	0	1	0	0	0	0	1	2	0	1	1	1	0	McHenry	
4	59	183	437	436	507	7	2	1	4	4	1	5	13	3	3	1	1	9	Circuit Total	19th
0	0	4	10	7	11	0	0	0	0	0	1	0	0	0	0	0	1	0	Monroe	20th
0	2	0	18	34	19	0	0	0	3	0	1	0	1	0	0	0	0	0	Perry	
1	6	20	25	23	36	0	0	1	0	0	0	0	0	2	1	0	0	0	Randolph	
1	24	58	160	227	203	3	4	0	5	3	0	10	6	8	3	6	1	1	St. Clair	
0	0	0	6	13	10	0	0	0	0	0	0	0	0	0	0	0	0	0	Washington	
2	32	82	219	304	279	3	4	1	8	3	2	10	7	10	4	6	2	1	Circuit Total	20th
1	0	9	17	23	33	0	0	0	1	0	0	1	1	0	2	1	0	0	Iroquois	21st
1	6	18	57	62	115	0	1	0	0	1	0	0	2	0	0	0	0	0	Kankakee	
2	6	27	74	85	148	0	1	0	1	1	0	1	3	0	2	1	0	0	Circuit Total	21st
45	461	1,207	3,649	4,609	4,517	59	31	47	157	251	253	50	117	78	86	112	59	91	Downstate Total	
141	2,246	2,147	7,326	6,777	3,088	140	766	410	720	587	152	144	194	17	67	46	14	208	Cook County*	
186	2,707	3,354	10,975	11,386	7,605	199	797	457	877	838	405	194	311	95	153	158	73	299	State Total	

Does not include 1,324 pleas of guilty at preliminary hearing in breakdown by class.
Not available for Kane County.

SENTENCES IMPOSED ON DEFENDANTS CHARGED AND CONVICTED OF FELONIES IN 1989

		SENTENCES																													
		Death	Natural Life		State Imprisonment						State Imprisonment & Fine						Periodic Imprisonment (Illinois Department of Corrections)				Periodic Imprisonment & Fine (Illinois Department of Corrections)				Periodic Imprisonment (Local Correctional Institution)				Periodic Imprisonment & Fine (Local Correctional Institution)			
		Class	Class		Class						Class						Class				Class				Class				Class			
Circuit	County	M	M	X	M	X	1	2	3	4	M	X	1	2	3	4	1	2	3	4	1	2	3	4	1	2	3	4	1	2	3	4
1st	Alexander	0	0	0	1	6	10	10	4	3	0	0	1	0	1	0	0	0	0	0	0	0	0	0	0	0	0	0	0	0	0	0
	Jackson	0	0	0	3	13	15	14	10	1	0	0	1	1	0	0	0	0	0	0	0	0	0	0	0	0	0	0	0	0	0	0
	Johnson	0	0	0	0	3	6	7	6	7	0	0	0	0	0	0	0	0	0	0	0	0	0	0	0	0	0	0	0	0	0	0
	Massac	0	0	0	1	0	1	5	3	2	0	0	0	0	0	1	0	0	0	0	0	0	0	0	0	0	0	0	0	0	0	0
	Pope	0	0	0	0	1	0	1	0	1	0	0	0	0	0	0	0	0	0	0	0	0	0	0	0	0	0	0	0	0	0	0
	Pulaski	0	0	0	0	0	0	0	0	0	0	0	0	0	0	0	2	6	5	0	0	0	0	0	0	0	0	0	0	0	0	0
	Saline	0	0	0	0	2	2	7	3	3	0	0	0	0	0	1	0	0	4	0	0	0	0	0	0	0	0	0	0	0	0	0
	Union	0	0	0	0	2	0	1	5	0	0	0	0	0	0	0	0	0	0	0	0	0	0	0	0	1	0	0	0	0	0	0
	Williamson	0	0	0	1	3	6	13	13	19	0	0	0	1	0	0	0	0	0	0	0	0	0	0	1	1	0	0	0	0	0	0
1st	Circuit Total	0	0	0	6	30	40	58	44	36	0	0	2	2	1	2	2	6	9	0	0	0	0	0	1	2	0	0	0	0	0	0
2nd	Crawford	0	0	0	0	0	1	0	1	1	0	0	0	0	0	1	0	3	3	1	0	0	1	0	0	0	0	0	0	0	1	1
	Edwards	0	0	0	0	0	0	0	0	0	0	0	0	1	0	0	0	0	0	0	0	0	1	0	0	0	0	0	0	0	0	0
	Franklin	0	0	0	2	4	3	15	15	5	0	0	0	2	1	0	0	0	0	0	0	0	0	0	0	0	1	0	0	0	0	0
	Gallatin	0	0	0	1	0	0	1	1	1	0	0	0	0	0	0	0	0	0	0	0	0	0	0	0	0	0	0	0	0	0	0
	Hamilton	0	0	0	0	1	0	0	0	0	0	0	0	0	0	0	0	0	0	0	0	0	0	0	0	0	0	0	0	0	0	0
	Hardin	0	0	0	0	0	0	0	0	0	0	0	0	0	0	0	0	0	0	0	0	0	0	0	0	0	0	0	0	0	0	0
	Jefferson	1	0	0	1	2	2	6	2	2	0	5	6	7	13	8	0	0	1	0	0	0	0	0	0	0	0	0	1	4	2	2
	Lawrence	0	0	0	0	3	2	8	4	1	0	0	0	0	0	0	0	0	0	0	0	0	0	0	0	0	0	0	0	0	0	0
	Richland	0	0	0	0	0	0	5	2	0	0	1	4	5	3	2	0	1	0	1	0	0	0	1	0	0	0	1	0	2	0	1
	Wabash	0	0	0	0	1	1	3	1	1	0	0	0	1	0	1	0	2	0	0	0	0	0	0	0	0	0	0	0	0	0	0
	Wayne	0	0	0	0	0	0	4	1	7	0	0	0	1	0	0	0	0	2	0	0	0	0	0	0	0	0	0	0	0	0	0
	White	0	0	0	0	0	1	2	5	1	0	0	0	1	0	0	0	0	0	0	0	0	0	0	0	0	0	0	0	0	0	0
2nd	Circuit Total	1	0	0	4	11	10	44	32	19	0	6	10	18	17	12	0	6	6	2	0	0	2	1	0	0	1	1	1	6	3	4
3rd	Bond	0	0	0	0	0	0	7	0	3	0	0	0	1	0	0	0	0	0	0	0	0	0	0	0	0	0	1	0	3	1	0
	Madison	0	0	0	8	28	53	69	64	55	0	0	0	0	0	0	0	0	0	0	1	1	0	0	0	0	1	0	0	0	0	0
3rd	Circuit Total	0	0	0	8	28	53	76	64	58	0	0	0	1	0	0	0	0	0	0	1	1	0	0	0	0	1	1	0	3	1	0
4th	Christian	0	0	0	1	2	1	8	10	5	0	0	0	0	0	0	0	0	0	0	0	0	0	0	0	0	0	0	0	0	0	0
	Clay	0	0	0	0	0	1	4	10	3	0	0	0	0	0	0	0	0	0	0	0	0	0	0	0	0	0	0	0	0	0	0
	Clinton	0	0	0	0	1	8	26	5	26	0	1	0	2	1	5	0	0	0	0	0	0	0	0	0	0	0	0	0	0	0	0
	Effingham	0	0	0	0	2	1	1	3	3	0	2	0	0	0	0	0	0	0	0	0	0	0	0	0	0	3	0	0	1	0	3
	Fayette	0	0	0	0	2	1	4	10	5	0	0	0	0	0	0	0	0	0	0	0	0	0	0	0	0	0	0	0	0	0	0
	Jasper	0	0	0	0	0	1	2	0	0	0	0	0	0	0	0	0	2	3	0	0	0	1	0	0	1	0	1	0	0	1	0
	Marion	0	0	0	1	11	6	18	18	8	0	1	0	0	0	0	0	0	0	0	0	0	0	0	0	2	0	1	0	0	0	0
	Montgomery	1	0	0	2	5	1	1	6	4	0	0	0	0	1	0	0	0	0	0	0	0	0	0	0	0	0	2	0	0	0	0
	Shelby	0	0	0	0	1	2	4	0	0	0	1	1	1	0	3	0	0	0	0	0	0	1	0	0	0	1	0	2	3	4	4
4th	Circuit Total	1	0	0	4	24	22	68	62	54	0	5	1	3	2	8	0	2	3	0	0	0	2	0	0	3	4	4	2	4	5	7
5th	Clark	0	0	0	0	1	0	1	1	0	0	0	0	0	1	0	0	0	0	0	0	0	0	0	0	0	0	1	0	0	0	0
	Coles	0	0	0	0	4	8	9	12	21	0	1	0	0	0	0	0	0	0	0	0	0	0	0	0	0	0	0	0	0	0	1
	Cumberland	0	0	0	0	0	0	0	0	0	0	0	0	0	0	0	0	0	0	0	0	0	0	0	0	0	0	0	0	0	0	0
	Edgar	0	0	0	0	1	4	2	0	5	0	0	0	0	0	0	0	0	0	0	0	0	0	0	0	0	0	0	0	0	0	0
	Vermilion	0	0	0	0	17	6	15	28	10	0	0	0	0	0	0	0	0	0	0	0	0	0	0	0	1	1	0	0	0	0	0
5th	Circuit Total	0	0	0	0	23	18	27	41	36	0	1	0	0	1	0	0	0	0	0	0	0	0	0	0	1	1	1	0	0	0	1

SENTENCES IMPOSED ON DEFENDANTS CHARGED AND CONVICTED OF FELONIES IN 1989

		SENTENCES																													
		Death	Natural Life		State Imprisonment						State Imprisonment & Fine						Periodic Imprisonment (Illinois Department of Corrections)				Periodic Imprisonment & Fine (Illinois Department of Corrections)				Periodic Imprisonment (Local Correctional Institution)				Periodic Imprisonment & Fine (Local Correctional Institution)			
		Class	Class		Class						Class						Class				Class				Class				Class			
Circuit	County	M	M	X	M	X	1	2	3	4	M	X	1	2	3	4	1	2	3	4	1	2	3	4	1	2	3	4	1	2	3	4
6th	Champaign	1	0	0	2	24	22	58	62	58	0	0	0	0	0	0	0	0	0	0	0	0	0	0	0	0	0	0	0	0	0	0
	DeWitt	0	0	0	0	1	3	4	3	0	0	0	0	0	0	0	0	0	0	0	0	0	0	0	0	0	0	0	0	0	0	0
	Douglas	0	0	0	0	1	0	4	0	1	0	0	0	0	1	0	0	0	0	0	0	0	0	0	0	0	0	1	0	0	1	1
	Macon	0	0	0	9	34	24	73	90	129	0	0	0	0	0	0	0	0	0	0	0	0	0	0	0	0	0	0	0	0	0	0
	Moultrie	0	0	0	0	1	0	1	2	1	0	0	0	0	0	0	0	0	0	0	0	0	0	0	0	0	0	0	0	0	0	0
	Piatt	0	0	0	0	0	2	2	1	12	0	0	0	0	0	0	0	0	0	0	0	0	0	0	0	0	0	0	0	0	0	0
6th	Circuit Total	1	0	0	11	61	51	142	158	201	0	0	0	0	1	0	0	0	0	0	0	0	0	0	0	0	0	1	0	0	1	1
7th	Greene	0	0	0	0	0	0	5	5	2	0	0	0	0	0	0	0	1	1	1	0	0	0	0	0	0	0	0	0	0	1	0
	Jersey	0	0	0	0	0	4	1	4	7	0	0	1	0	0	0	0	1	0	0	0	0	0	0	0	0	0	0	0	1	0	0
	Macoupin	0	0	0	0	2	3	5	14	3	0	0	0	2	4	1	0	0	0	0	0	0	0	0	0	0	0	0	0	0	2	0
	Morgan	0	0	0	0	1	3	5	8	4	0	0	0	1	0	0	0	0	0	0	0	0	0	0	0	1	1	0	0	0	0	0
	Sangamon	0	0	0	1	9	17	25	28	33	0	5	5	12	17	11	0	0	0	0	0	0	0	0	0	0	0	0	0	3	5	7
	Scott	0	0	0	0	0	0	1	1	1	0	0	0	0	0	0	0	0	0	0	0	0	0	0	0	0	0	0	0	0	0	0
7th	Circuit Total	0	0	0	1	12	27	42	60	50	0	5	6	15	21	12	0	2	1	1	0	0	0	0	0	1	1	0	0	4	8	7
8th	Adams	2	0	0	4	12	11	23	11	10	0	0	3	2	1	2	0	0	0	0	0	0	0	0	0	0	0	0	0	0	0	0
	Brown	0	0	0	0	1	0	0	1	0	0	0	0	0	0	0	0	0	0	0	0	0	0	0	0	0	0	0	0	0	1	1
	Calhoun	0	0	0	0	1	1	1	2	3	0	0	0	0	1	1	0	0	0	0	0	0	0	0	0	0	0	0	0	0	0	0
	Cass	0	0	0	0	0	1	0	4	1	0	0	0	0	0	0	0	0	0	0	0	0	0	0	0	0	0	0	0	0	0	0
	Mason	0	0	0	0	0	2	1	3	3	0	0	0	1	1	0	0	0	0	0	0	0	0	0	0	0	0	1	1	0	0	0
	Menard	0	0	0	0	2	2	5	1	4	0	0	0	0	0	0	0	0	0	0	0	0	0	0	0	0	0	0	0	0	0	3
	Pike	0	0	0	0	0	0	0	0	0	0	0	0	0	1	0	1	0	0	1	0	0	0	1	0	0	1	0	0	1	1	2
	Schuyler	0	0	0	0	1	0	1	1	0	0	0	0	0	1	0	0	0	0	0	0	0	0	0	0	0	0	0	0	0	0	0
8th	Circuit Total	2	0	0	4	17	17	31	23	21	0	0	3	3	5	3	1	0	0	1	0	0	0	1	0	0	1	1	1	1	2	6
9th	Fulton	0	0	0	0	2	4	5	3	8	0	0	0	0	0	0	0	0	0	0	0	0	0	0	0	0	0	0	0	0	0	0
	Hancock	0	0	0	0	0	0	1	3	1	0	1	0	1	2	0	0	0	0	0	0	0	0	0	0	0	0	0	0	0	0	0
	Henderson	0	0	0	0	0	1	1	0	0	0	0	0	0	0	0	0	0	0	0	0	0	0	0	0	0	0	0	1	0	2	0
	Knox	0	0	0	1	6	6	10	6	3	0	0	0	0	0	1	0	0	0	0	0	0	0	0	0	0	0	0	0	0	0	0
	McDonough	0	0	0	0	5	1	1	4	8	0	0	0	0	0	0	0	0	0	0	0	0	0	0	0	0	0	0	0	0	0	0
	Warren	0	0	0	1	0	4	3	3	6	0	0	0	0	0	1	1	0	0	0	0	0	0	0	0	0	0	0	0	1	0	1
9th	Circuit Total	0	0	0	2	13	16	21	19	26	0	1	0	1	2	2	1	0	0	0	0	0	0	0	0	0	0	0	1	1	2	1
10th	Marshall	0	0	0	1	0	1	2	0	3	0	0	0	0	0	0	0	0	0	0	0	0	0	0	0	0	2	0	0	0	0	0
	Peoria	0	0	0	9	28	33	80	58	62	0	0	0	0	0	0	0	0	0	0	0	0	0	0	0	0	0	0	0	0	0	0
	Putnam	0	0	0	0	0	0	1	0	0	0	0	0	0	0	0	0	0	0	0	0	0	0	0	0	0	0	0	0	0	0	0
	Stark	0	0	0	0	0	0	2	3	0	0	0	0	0	0	0	0	0	0	0	0	0	0	0	0	0	0	0	0	0	0	0
	Tazewell	0	0	0	1	10	11	26	33	21	0	0	0	0	0	0	0	0	0	0	0	0	0	0	0	0	0	1	0	0	0	0
10th	Circuit Total	0	0	0	11	38	45	111	94	86	0	0	0	0	0	0	0	0	0	0	0	0	0	0	0	0	2	1	0	0	0	0
11th	Ford	0	0	0	0	0	0	5	1	2	0	0	0	0	0	0	0	0	0	0	0	0	0	0	0	0	0	0	0	0	0	0
	Livingston	2	0	0	0	3	12	19	26	20	0	1	3	2	0	2	0	0	0	0	0	0	0	0	0	0	0	2	0	0	0	0
	Logan	0	0	0	2	1	4	1	3	5	0	0	0	0	0	0	0	0	0	0	0	0	0	0	0	0	1	0	0	0	0	0
	McLean	0	0	0	2	15	18	41	59	43	0	1	2	16	10	16	1	0	0	0	1	2	4	0	0	1	1	0	0	0	1	1
	Woodford	0	0	0	0	2	0	2	2	2	0	0	0	0	0	0	0	0	0	0	0	0	0	0	0	0	0	0	0	0	0	0
11th	Circuit Total	2	0	0	4	21	34	68	91	72	0	2	5	18	10	18	1	0	0	0	1	2	4	0	0	1	2	2	0	0	1	1

SENTENCES IMPOSED ON DEFENDANTS CHARGED AND CONVICTED OF FELONIES IN 1989

		SENTENCES																													
		Death	Natural Life		State Imprisonment						State Imprisonment & Fine						Periodic Imprisonment (Illinois Department of Corrections)				Periodic Imprisonment & Fine (Illinois Department of Corrections)				Periodic Imprisonment (Local Correctional Institution)				Periodic Imprisonment & Fine (Local Correctional Institution)			
		Class	Class		Class						Class						Class				Class				Class				Class			
Circuit	County	M	M	X	M	X	1	2	3	4	M	X	1	2	3	4	1	2	3	4	1	2	3	4	1	2	3	4	1	2	3	4
12th	Will	1	0	0	11	48	34	80	74	38	0	13	20	9	1	16	0	1	0	0	0	0	0	0	0	0	0	0	0	0	0	0
12th	Circuit Total	1	0	0	11	48	34	80	74	38	0	13	20	9	1	16	0	1	0	0	0	0	0	0	0	0	0	0	0	0	0	0
13th	Bureau	0	0	0	0	6	6	7	5	8	0	0	3	4	7	1	0	0	0	0	0	0	0	0	0	0	0	0	0	0	0	0
	Grundy	0	0	0	0	0	0	0	1	0	0	0	0	0	0	0	1	2	3	2	0	0	0	0	0	1	1	0	0	0	0	0
	LaSalle	0	0	0	2	7	10	28	20	22	0	1	0	0	0	2	0	0	0	0	0	0	0	0	0	0	0	0	0	0	0	0
13th	Circuit Total	0	0	0	2	13	16	35	26	30	0	1	3	4	7	3	1	2	3	2	0	0	0	0	0	1	1	0	0	0	0	0
14th	Henry	0	0	0	0	4	8	10	8	17	0	0	0	0	1	0	0	0	0	0	0	0	0	0	0	0	0	0	0	0	0	0
	Mercer	0	0	0	0	0	0	1	1	2	0	0	0	0	0	0	0	0	0	0	0	0	0	0	0	0	0	0	0	0	0	0
	Rock Island	0	0	0	0	17	24	33	38	33	0	1	1	6	2	1	0	0	0	0	0	0	0	0	0	0	2	0	0	0	0	0
	Whiteside	0	0	0	0	6	11	18	15	11	0	0	0	0	0	0	0	0	0	0	0	0	0	0	0	0	0	0	0	0	0	0
14th	Circuit Total	0	0	0	0	27	43	62	62	63	0	1	1	6	3	1	0	0	0	0	0	0	0	0	0	0	2	0	0	0	0	0
15th	Carroll	0	0	0	1	1	3	2	4	2	0	1	3	0	1	0	0	0	0	0	0	0	0	0	1	1	1	3	0	0	0	1
	Jo Daviess	0	0	0	0	0	0	0	0	1	0	0	0	5	0	0	0	0	0	0	0	0	1	0	0	0	0	0	0	0	1	0
	Lee	0	0	0	2	1	1	4	7	6	0	0	0	0	0	1	0	0	0	0	0	0	0	0	0	0	1	4	2	1	2	3
	Ogle	0	0	0	0	2	11	9	5	4	0	0	0	0	0	0	0	0	0	0	0	0	0	0	0	3	1	1	0	0	0	0
	Stephenson	0	0	0	0	8	10	16	43	18	0	0	0	0	0	0	0	0	0	0	0	0	1	0	0	0	3	0	0	2	0	0
15th	Circuit Total	0	0	0	3	12	25	31	59	31	0	1	3	5	1	1	0	0	0	0	0	0	2	0	1	4	6	8	2	3	3	4
16th	DeKalb	0	0	0	0	2	3	19	11	12	0	1	0	2	2	4	0	0	0	0	0	0	0	0	0	0	1	1	0	0	0	0
	Kane[a]	—	—	—	—	—	—	—	—	—	—	—	—	—	—	—	—	—	—	—	—	—	—	—	—	—	—	—	—	—	—	—
	Kendall	0	0	0	0	0	0	0	0	0	0	1	0	0	0	0	4	2	6	2	0	0	0	0	0	1	0	0	0	1	0	0
16th	Circuit Total	0	0	0	0	2	3	19	11	12	0	2	0	2	2	4	4	2	6	2	0	0	0	0	0	1	1	1	0	1	0	0
17th	Boone	0	0	0	0	8	0	2	8	12	0	0	0	0	0	0	0	0	0	0	0	0	0	0	0	0	0	0	0	0	0	0
	Winnebago	0	0	0	5	18	29	55	66	28	0	6	8	11	10	6	0	0	0	0	0	0	0	0	0	0	0	0	0	1	0	0
17th	Circuit Total	0	0	0	5	26	29	57	74	40	0	6	8	11	10	6	0	0	0	0	0	0	0	0	0	0	0	0	0	1	0	0
18th	DuPage	0	0	0	1	21	21	39	103	51	6	25	28	19	35	27	1	3	2	16	0	0	0	2	0	2	3	0	0	1	2	4
18th	Circuit Total	0	0	0	1	21	21	39	103	51	6	25	28	19	35	27	1	3	2	16	0	0	0	2	0	2	3	0	0	1	2	4
19th	Lake	0	0	0	9	63	87	95	88	72	0	0	0	0	0	0	0	0	0	0	0	0	0	0	1	2	0	0	0	0	1	0
	McHenry	0	0	0	1	14	11	18	17	24	0	1	0	1	0	0	0	0	1	0	0	0	0	0	0	0	0	0	0	0	0	3
19th	Circuit Total	0	0	0	10	77	98	113	105	96	0	1	0	1	0	0	0	0	1	0	0	0	0	0	1	2	0	0	0	0	1	3
20th	Monroe	0	0	0	0	0	4	0	2	4	0	0	0	0	0	0	0	0	0	0	0	0	0	0	0	0	0	0	0	0	0	0
	Perry	0	0	0	0	1	0	5	4	3	0	2	0	2	0	0	0	0	0	0	0	1	1	0	0	0	0	0	0	1	1	0
	Randolph	0	0	0	1	5	22	6	8	6	0	0	1	1	2	2	0	0	0	0	0	0	0	0	0	0	0	0	0	0	0	0
	St. Clair	0	0	0	14	34	37	52	81	62	0	0	0	0	0	0	0	0	0	0	0	0	0	0	0	0	0	0	0	0	0	0
	Washington	0	0	0	0	0	0	0	3	1	0	0	0	0	0	0	0	0	0	0	0	0	0	0	0	0	0	0	0	1	0	1
20th	Circuit Total	0	0	0	15	40	63	63	98	76	0	2	1	3	2	2	0	0	0	0	0	1	1	0	0	0	0	0	0	2	1	1
21st	Iroquois	1	0	0	1	1	5	2	7	4	0	0	1	2	1	0	0	0	0	0	0	0	0	0	0	0	0	0	0	2	1	0
	Kankakee	0	0	0	1	9	8	16	18	17	0	0	0	0	0	0	0	0	0	0	0	0	0	0	0	0	0	0	0	0	0	0
21st	Circuit Total	1	0	0	2	10	13	18	25	21	0	0	1	2	1	0	0	0	0	0	0	0	0	0	0	0	0	0	0	0	1	0
	Downstate Total	9	0	0	104	554	678	1,205	1,325	1,117	6	72	92	123	122	117	11	24	31	24	2	4	11	40	3	18	26	21	7	29	31	40
	Cook County*	7	39	9	348	2,522	1,317	3,585	2,899	1,086	0	0	0	0	0	0	0	0	0	0	0	0	0	0	9	46	44	17	1	2	5	1
	State Total	16	39	9	452	3,076	1,995	4,790	4,224	2,203	6	72	92	123	122	117	11	24	31	24	2	4	11	4	12	64	70	38	8	31	36	41

*Does not include 1,324 pleas of guilty at preliminary hearing, for which no breakdown by class is available.
a Not available for Kane County.

SENTENCES IMPOSED ON DEFENDANTS CHARGED AND CONVICTED OF FELONIES DURING 1989 — continued

Circuit	County	SENTENCES																		Total Sentences
		Probation or Conditional Discharge With Periodic Imprisonment				Probation or Conditional Discharge With Other Discretionary Conditions				Probation or Conditional Discharge With No Discretionary Conditions				Found Unfit To Be Sentenced or Executed						
		Class				Class				Class				Class						
		1	2	3	4	1	2	3	4	1	2	3	4	M	X	1	2	3	4	
1st	Alexander	3	16	15	9	4	2	4	4	0	0	0	0	0	0	0	0	0	0	93
	Jackson	6	3	7	6	8	27	71	36	0	0	4	0	0	0	0	0	0	0	226
	Johnson	0	0	0	0	1	7	9	16	0	0	0	0	0	0	0	0	0	0	62
	Massac	0	2	3	2	1	6	10	4	0	0	0	0	0	0	0	0	0	0	41
	Pope	0	0	0	0	0	7	10	4	0	0	0	0	0	0	0	0	0	0	24
	Pulaski	0	0	0	0	3	3	9	4	0	0	0	0	0	0	0	0	0	0	32
	Saline	0	1	4	1	1	9	30	10	0	0	0	0	0	0	0	0	0	0	78
	Union	0	0	2	0	0	0	4	2	0	0	0	0	0	0	0	0	0	0	17
	Williamson	0	1	1	3	1	16	25	33	0	0	1	0	0	0	0	0	0	0	139
1st	Circuit Total	9	23	32	21	19	77	172	113	0	0	5	0	0	0	0	0	0	0	712
2nd	Crawford	0	5	4	3	1	7	8	4	0	0	0	0	0	0	0	0	0	0	46
	Edwards	0	0	3	0	0	1	1	1	0	0	0	0	0	0	0	0	0	0	8
	Franklin	0	0	1	0	3	7	22	39	0	0	0	0	0	0	0	0	0	0	120
	Gallatin	0	0	0	0	0	0	16	1	0	0	0	0	0	0	0	0	0	0	21
	Hamilton	0	0	1	0	1	6	5	5	0	0	0	0	0	0	0	0	0	0	19
	Hardin	1	0	1	1	0	0	0	0	0	0	0	0	0	0	0	0	0	0	3
	Jefferson	13	24	30	28	1	5	5	1	0	0	0	0	0	0	0	0	0	0	172
	Lawrence	0	4	4	1	0	2	5	3	0	1	0	0	0	0	0	0	0	0	37
	Richland	0	0	1	1	0	5	7	14	0	0	1	0	0	0	0	0	0	0	58
	Wabash	0	0	0	0	0	7	7	7	0	0	0	0	0	0	0	0	0	0	32
	Wayne	0	1	0	1	0	6	13	12	0	0	0	0	0	0	0	0	0	0	48
	White	0	0	0	0	0	9	9	7	0	0	0	0	0	0	0	0	0	0	35
2nd	Circuit Total	14	34	45	35	6	55	98	94	0	0	1	0	0	0	0	0	0	0	599
3rd	Bond	1	14	0	9	0	6	2	2	0	0	0	0	0	0	0	0	0	0	50
	Madison	24	54	78	39	25	73	98	102	0	0	0	0	0	0	0	0	0	0	773
3rd	Circuit Total	25	68	78	48	25	79	100	104	0	0	0	0	0	0	0	0	0	0	823
4th	Christian	0	7	9	5	2	9	6	9	0	0	0	0	0	0	0	0	0	0	74
	Clay	0	0	1	0	4	6	13	8	0	0	0	0	0	0	0	0	0	0	50
	Clinton	2	19	24	40	0	0	0	0	0	0	0	0	0	0	0	0	0	0	160
	Effingham	0	1	4	2	1	9	17	9	0	3	3	3	0	0	0	0	0	0	71
	Fayette	0	0	0	0	0	15	7	18	0	0	0	0	0	0	0	0	0	0	62
	Jasper	0	7	1	3	0	3	3	5	0	0	0	0	0	0	0	0	0	0	34
	Marion	5	15	22	8	3	15	34	25	0	2	6	7	0	0	0	0	0	0	208
	Montgomery	0	0	5	4	0	4	2	10	0	1	0	4	0	0	0	0	0	0	53
	Shelby	0	0	1	1	0	1	3	7	0	0	0	0	0	0	0	0	0	0	41
4th	Circuit Total	7	49	67	63	10	62	85	91	0	6	9	14	0	0	0	0	0	0	753
5th	Clark	0	2	12	9	0	1	1	1	0	0	3	1	0	0	0	0	0	0	35
	Coles	2	13	13	19	10	18	28	18	0	0	0	0	0	0	0	0	0	0	177
	Cumberland	0	0	0	0	0	1	0	0	0	0	0	0	0	0	0	0	0	0	1
	Edgar	0	0	0	0	3	5	15	21	0	0	0	0	0	0	0	0	0	0	56
	Vermilion	0	0	0	0	1	33	42	28	0	0	0	2	0	0	0	0	0	0	184
5th	Circuit Total	2	15	25	28	14	58	86	68	0	0	3	3	0	0	0	0	0	0	453

SENTENCES IMPOSED ON DEFENDANTS CHARGED AND CONVICTED OF FELONIES DURING 1989 — continued

		SENTENCES																		
		Probation or Conditional Discharge With Periodic Imprisonment				Probation or Conditional Discharge With Other Discretionary Conditions				Probation or Conditional Discharge With No Discretionary Conditions				Found Unfit To Be Sentenced or Executed						Total Sentences
		Class				Class				Class				Class						
Circuit	County	1	2	3	4	1	2	3	4	1	2	3	4	M	X	1	2	3	4	
6th	Champaign	2	4	9	9	21	94	123	95	0	0	0	0	0	0	0	0	0	0	584
	DeWitt	0	0	3	1	4	10	7	3	0	0	0	0	0	0	0	0	0	0	39
	Douglas	1	4	7	3	1	1	3	3	0	0	0	0	0	0	0	0	0	0	33
	Macon	5	43	95	124	0	0	0	0	0	0	0	0	0	0	0	1	0	0	627
	Moultrie	0	6	7	4	0	5	1	4	0	0	0	0	0	0	0	0	0	0	32
	Piatt	1	0	0	0	0	14	16	2	0	0	0	0	0	0	0	0	0	0	50
6th	Circuit Total	9	57	121	141	26	124	150	107	0	0	0	0	0	0	0	1	0	0	1,365
7th	Greene	0	0	1	0	0	0	1	1	0	0	1	1	0	0	0	0	0	0	21
	Jersey	0	0	1	1	2	3	10	5	0	0	0	0	0	0	0	0	0	0	41
	Macoupin	0	5	5	3	3	25	15	13	0	0	0	0	0	0	0	0	0	0	105
	Morgan	0	6	6	6	1	7	15	15	0	0	0	0	0	0	0	0	0	0	80
	Sangamon	0	2	1	4	18	50	73	73	4	11	7	8	0	0	0	0	0	0	429
	Scott	0	0	0	0	0	0	0	0	0	0	0	0	0	0	0	0	0	0	3
7th	Circuit Total	0	13	14	14	24	85	114	107	4	11	8	9	0	0	0	0	0	0	679
8th	Adams	3	32	27	19	2	18	35	37	0	0	0	0	0	0	0	0	0	0	254
	Brown	0	0	0	0	0	1	2	1	0	0	0	0	0	0	0	0	0	0	8
	Calhoun	0	0	0	0	0	0	1	5	0	0	0	0	0	0	0	0	0	0	16
	Cass	0	1	2	1	1	4	8	10	0	0	0	0	0	0	0	0	0	0	33
	Mason	0	1	4	2	0	3	8	7	0	0	0	1	0	0	0	0	0	0	39
	Menard	0	2	2	8	0	0	2	0	0	0	0	0	0	0	0	0	0	0	31
	Pike	1	10	3	5	0	2	5	7	0	0	0	0	0	0	0	0	0	0	42
	Schuyler	0	2	0	0	0	0	4	4	0	0	1	0	0	0	0	0	0	0	15
8th	Circuit Total	4	48	38	35	3	28	65	71	0	0	1	1	0	0	0	0	0	0	438
9th	Fulton	0	0	3	1	1	11	19	44	0	0	0	0	0	0	0	0	0	0	101
	Hancock	0	6	3	4	0	1	0	2	0	2	0	7	0	0	0	0	0	0	34
	Henderson	0	1	3	4	0	1	1	1	0	0	0	0	0	0	0	0	0	0	16
	Knox	0	0	0	0	4	36	25	19	0	0	0	0	0	0	0	0	0	0	117
	McDonough	0	0	3	0	2	9	10	21	0	0	3	1	0	0	0	0	0	0	68
	Warren	1	2	4	8	0	8	7	5	0	0	1	1	0	0	0	0	0	0	58
9th	Circuit Total	1	9	16	17	7	66	62	92	0	2	4	9	0	0	0	0	0	0	394
10th	Marshall	0	2	1	4	0	0	1	0	0	0	0	0	0	0	0	0	0	0	17
	Peoria	0	0	0	0	30	101	93	114	0	0	0	0	0	0	0	0	0	0	608
	Putnam	0	0	0	0	0	0	0	0	0	0	0	0	0	0	0	0	0	0	1
	Stark	0	0	2	3	0	2	4	1	0	0	0	0	0	0	0	0	0	0	17
	Tazewell	0	8	6	9	0	22	31	38	0	0	0	0	0	0	0	0	0	0	217
10th	Circuit Total	0	10	9	16	30	125	129	153	0	0	0	0	0	0	0	0	0	0	860
11th	Ford	1	1	2	0	0	3	5	7	0	0	0	0	0	0	0	0	0	0	27
	Livingston	0	0	0	1	1	19	13	25	0	0	0	0	0	0	0	0	0	0	151
	Logan	1	4	7	14	0	1	4	6	0	0	2	2	0	0	0	0	0	0	58
	McLean	8	52	65	49	2	18	17	18	0	0	2	1	0	0	0	0	0	0	467
	Woodford	0	0	0	2	1	4	6	0	0	0	0	0	0	0	0	0	0	0	21
11th	Circuit Total	10	57	74	66	4	45	45	56	0	0	4	3	0	0	0	0	0	0	724

SENTENCES IMPOSED ON DEFENDANTS CHARGED AND CONVICTED OF FELONIES DURING 1989 — continued

		SENTENCES																		
		Probation or Conditional Discharge With Periodic Imprisonment				Probation or Conditional Discharge With Other Discretionary Conditions				Probation or Conditional Discharge With No Discretionary Conditions				Found Unfit To Be Sentenced or Executed						Total Sentences
		Class				Class				Class				Class						
Circuit	County	1	2	3	4	1	2	3	4	1	2	3	4	M	X	1	2	3	4	
12th	Will	9	33	33	16	22	113	150	95	0	0	0	0	0	0	0	0	0	0	817
12th	Circuit Total	9	33	33	16	22	113	150	95	0	0	0	0	0	0	0	0	0	0	817
13th	Bureau	0	5	11	4	0	0	0	2	0	0	0	0	0	0	0	0	0	0	69
	Grundy	1	6	4	2	1	1	6	3	0	0	0	0	0	0	0	0	0	0	35
	LaSalle	0	3	6	7	7	38	35	80	0	4	0	2	0	0	0	0	0	0	274
13th	Circuit Total	1	14	21	13	8	39	41	85	0	4	0	2	0	0	0	0	0	0	378
14th	Henry	0	1	4	5	5	19	28	28	0	0	0	0	0	0	0	0	0	0	138
	Mercer	0	1	0	1	0	3	3	2	0	0	0	0	0	0	0	0	0	0	14
	Rock Island	10	43	57	57	4	17	51	87	1	2	8	14	0	0	0	0	0	0	509
	Whiteside	0	0	0	0	7	48	45	57	0	0	0	0	0	0	0	0	0	0	218
14th	Circuit Total	10	45	61	63	16	87	127	174	1	2	8	14	0	0	0	0	0	0	879
15th	Carroll	1	0	0	0	5	5	7	8	1	0	11	0	0	0	0	0	0	0	63
	Jo Daviess	0	0	0	0	0	0	0	0	0	0	0	0	0	0	0	0	0	0	12
	Lee	1	14	15	17	1	4	7	9	0	0	0	0	0	0	0	0	0	0	103
	Ogle	1	8	1	4	6	24	29	16	0	0	0	0	0	0	0	0	0	0	125
	Stephenson	0	0	12	5	1	17	49	32	0	0	0	0	0	0	0	0	0	0	217
15th	Circuit Total	3	22	28	26	13	50	92	69	1	0	11	0	0	0	0	0	0	0	520
16th	DeKalb	1	1	6	0	15	24	27	56	0	1	0	0	0	0	0	0	0	0	189
	Kane[a]	—	—	—	—	—	—	—	—	—	—	—	—	—	—	—	—	—	—	—
	Kendall	1	7	9	5	0	3	1	9	0	0	0	2	0	0	0	0	0	0	54
16th	Circuit Total	2	8	15	5	15	27	28	65	0	1	0	2	0	0	0	0	0	0	243
17th	Boone	0	10	5	6	0	11	7	13	0	2	3	4	0	0	0	0	0	0	91
	Winnebago	0	5	18	3	21	88	153	83	1	7	15	10	0	0	0	0	2	1	650
17th	Circuit Total	0	15	23	9	21	99	160	96	1	9	18	14	0	0	0	0	2	1	741
18th	DuPage	2	12	15	17	33	194	355	391	0	0	1	2	0	0	0	0	0	0	1,434
18th	Circuit Total	2	12	15	17	33	194	355	391	0	0	1	2	0	0	0	0	0	0	1,434
19th	Lake	46	138	106	82	25	115	132	213	0	0	0	4	0	0	0	0	0	0	1,279
	McHenry	24	61	31	27	19	29	57	58	0	0	2	2	0	0	0	0	0	0	401
19th	Circuit Total	70	199	137	109	44	144	189	271	0	0	2	6	0	0	0	0	0	0	1,680
20th	Monroe	0	0	0	0	0	9	3	7	0	1	2	2	0	0	0	0	0	0	34
	Perry	0	3	9	5	0	8	19	13	0	0	0	0	0	0	0	0	0	0	78
	Randolph	0	0	0	2	1	18	12	25	0	1	1	1	0	0	0	0	0	0	115
	St. Clair	0	0	0	0	30	115	155	143	0	0	0	0	0	0	0	0	0	0	723
	Washington	0	0	0	0	0	5	10	8	0	0	0	0	0	0	0	0	0	0	29
20th	Circuit Total	0	3	9	7	31	155	199	196	0	2	3	3	0	0	0	0	0	0	979
21st	Iroquois	1	5	11	10	2	5	7	19	0	1	0	0	0	0	0	0	0	0	89
	Kankakee	0	1	2	1	10	45	44	91	0	0	0	0	0	0	0	0	0	0	263
21st	Circuit Total	1	6	13	11	12	50	51	110	0	1	0	0	0	0	0	0	0	0	352
	Downstate Total	179	740	874	760	383	1,762	2,498	2,608	7	38	78	82	0	0	0	1	2	1	15,823
	Cook County*	380	1,108	966	362	638	1,229	1,208	822	934	2,142	2,287	792	0	0	0	0	0	0	24,805
	State Total	559	1,848	1,840	1,122	1,021	2,991	3,706	3,430	941	2,180	2,365	874	0	0	0	1	2	1	40,628

*Does not include 1,324 pleas of guilty at preliminary hearing, for which no breakdown by class is available.
a Not available in Kane County.

FISCAL YEAR 1989
TOTAL FINANCIAL ACTIVITY
AS REPORTED BY THE CLERKS OF THE CIRCUIT COURT

Circuit	County	Revenue of Clerk's Office							Clerk's Operating Expenses					
		Clerk's Fees	Court Automation Fees	Maintenance and Child Support Fund	Interest Paid on Invested Funds	IDPA IV-D Contract and Incentive Payments	Other	Clerk's Revenue Total	Clerk's Salary	All Other Office Personnel	Full Time Staff	Part Time Staff	Other Office Expenses	Total Clerk's Office Expenditures
1st	Alexander	$50,124	$7,411	$336	$0	$0	$2,900	$60,771	$17,000	$27,300	2	0	$10,500	$54,800
	Jackson	258,948	38,329	0	0	0	8,749	306,026	31,836	123,878	10	0	29,764	185,478
	Johnson	58,482	10,085	2,833	2,588	0	0	73,988	23,000	30,000	4	0	5,503	58,503
	Massac	70,526	11,479	6,504	4,879	0	0	93,388	19,999	47,351	4	0	16,312	83,662
	Pope	10,964	1,462	0	0	0	0	12,426	16,500	5,000	0	1	4,656	26,156
	Pulaski	86,433	17,139	891	4,655	0	0	109,118	19,000	30,591	2	1	1,000	50,591
	Saline	106,890	24,161	0	0	0	0	131,051	26,500	77,225	6	0	53,664	157,389
	Union	86,296	12,682	3,732	400	0	5,568	108,678	22,000	44,654	4	1	30,701	97,355
	Williamson	276,688	35,902	12,574	38,230	0	0	363,394	31,000	133,210	11	2	16,934	181,144
1st	Circuit Total	$1,005,351	$158,650	$26,870	$50,752	0	$17,217	$1,258,840	$206,835	$519,209	43	5	$169,034	$895,078
2nd	Crawford	$76,392	$10,785	$0	$562	$0	$3,082	$90,821	$24,000	$63,676	5	0	$9,927	$97,603
	Edwards	20,536	2,808	2,568	1,229	0	0	27,141	19,179	11,922	1	0	4,841	35,942
	Franklin	138,223	18,450	12,331	11,794	0	0	180,798	28,699	69,346	6	0	31,688	129,733
	Gallatin	22,400	2,857	0	4,369	0	0	29,626	19,000	15,974	1	1	4,464	39,438
	Hamilton	23,883	3,296	1,749	780	0	0	29,708	14,500	10,910	1	1	5,170	30,580
	Hardin	11,918	1,128	1,475	127	0	0	14,648	16,719	7,659	1	0	3,116	27,494
	Jefferson	138,641	19,660	0	4,478	0	0	162,779	26,500	92,340	8	0	19,000	137,840
	Lawrence	58,776	7,287	0	5,010	0	0	71,073	21,800	40,755	3	2	9,373	71,928
	Richland	82,149	9,515	8,040	3,833	0	0	103,537	24,133	43,000	1	3	7,973	75,106
	Wabash	53,733	6,621	7,752	4,836	0	0	72,942	20,499	45,532	3	2	15,483	81,514
	Wayne	63,424	10,530	8,213	4,053	0	0	86,220	19,000	47,880	4	0	23,100	89,980
	White	61,654	9,015	5,542	4,321	0	0	80,532	26,180	47,869	3	0	10,793	84,842
2nd	Circuit Total	$751,729	$101,952	$47,670	$45,392	$0	$3,082	$949,825	$260,209	$496,863	37	9	$144,928	$902,000
3rd	Bond	$57,950	$6,995	$7,223	$0	$0	$0	$72,168	$24,400	$26,537	2	0	$15,603	$66,540
	Madison	1,122,118	137,351	62,502	145,792	224,195	0	1,691,958	43,000	1,143,763	62	12	200,656	1,387,419
3rd	Circuit Total	$1,180,068	$144,346	$69,725	$145,792	$224,195	$0	$1,764,126	$67,400	$1,170,300	64	12	$216,259	$1,453,959
4th	Christian	$117,535	$17,337	$0	$3,011	$0	$0	$137,883	$28,500	$114,449	8	0	$24,322	$167,271
	Clay	46,875	6,032	6,164	1,019	0	0	60,090	23,400	40,799	3	0	5,452	69,651
	Clinton	101,202	13,500	7,532	6,938	0	0	129,173	29,750	97,863	7	0	21,418	149,031
	Effingham	133,557	17,691	10,523	3,759	0	5,196	170,726	24,125	88,664	7	1	23,178	135,967
	Fayette	83,133	12,713	10,752	1,912	0	4,306	112,816	22,000	53,138	4	0	13,476	88,614
	Jasper	46,016	7,677	0	6,249	0	325	60,267	23,356	28,190	2	1	6,549	58,095
	Marion	215,817	32,679	25,372	13,573	0	22,601	310,042	28,100	141,930	9	2	17,469	187,499
	Montgomery	150,715	23,130	2,439	9,644	0	0	185,928	26,000	93,900	7	0	26,082	145,982
	Shelby	81,905	10,438	11,315	3,947	0	0	107,605	25,450	53,169	4	0	9,614	88,233
4th	Circuit Total	$976,755	$141,197	$74,097	$50,052	$0	$32,428	$1,274,529	$230,681	$712,102	51	4	$147,560	$1,090,343
5th	Clark	$82,410	$10,634	$3,249	$4,047	$0	$0	$100,340	$21,500	$46,178	4	1	$6,341	$74,019
	Coles	211,280	5,707	20,170	5,984	0	0	243,141	28,100	113,202	8	1	9,233	150,535
	Cumberland	116,318	5,234	3,671	4,340	0	20	129,583	18,060	15,130	1	1	5,235	38,425
	Edgar	76,905	10,276	7,670	2,141	0	393	97,385	24,000	60,650	5	0	17,509	102,159
	Vermilion	351,926	49,889	59,949	34,210	0	1,795	497,769	28,000	244,415	20	7	32,934	325,349
5th	Circuit Total	$838,839	$81,740	$94,709	$50,722	$0	$2,208	$1,068,218	$119,660	$479,575	38	10	$91,252	$690,487

FISCAL YEAR 1989
TOTAL FINANCIAL ACTIVITY
AS REPORTED BY THE CLERKS OF THE CIRCUIT COURT

Circuit	County	Revenue of Clerk's Office							Clerk's Operating Expenses					
		Clerk's Fees	Court Automation Fees	Maintenance and Child Support Fund	Interest Paid on Invested Funds	IDPA IV-D Contract and Incentive Payments	Other	Clerk's Revenue Total	Clerk's Salary	All Other Office Personnel	Full Time Staff	Part Time Staff	Other Office Expenses	Total Clerk's Office Expenditures
6th	Champaign	$695,933	$101,160	$38,973	$89,815	$30,376	$11,966	$968,223	$30,740	$406,132	26	2	$46,932	$483,804
	DeWitt	74,478	8,932	9,876	0	0	131	93,417	21,500	72,177	6	0	11,763	105,440
	Douglas	80,331	11,153	8,859	3,785	0	0	104,128	31,000	97,684	7	2	10,684	139,368
	Macon	694,725	89,656	0	30,700	60,000	0	875,081	39,000	492,200	36	99	166,000	697,200
	Moultrie	49,169	6,125	0	1,238	0	21,462	77,994	25,331	51,873	5	0	33,135	110,339
	Piatt	52,666	2,491	0	3,301	0	1,491	59,949	26,499	93,922	6	0	31,268	151,689
6th	Circuit Total	$1,647,302	$219,517	$57,708	$128,839	$90,376	$35,050	$2,178,792	$174,070	$1,213,988	86	103	$299,782	$1,687,840
7th	Greene	$37,398	$1,880	$2,537	$1,438	$0	$0	$43,253	$21,500	$47,220	4	0	$11,034	$79,754
	Jersey	100,201	9,312	7,695	4,130	0	0	121,338	21,500	56,678	4	1	11,915	90,093
	Macoupin	196,060	22,641	22,950	10,998	20,296	254,545	527,490	29,000	193,876	12	1	51,160	274,036
	Morgan	131,742	18,783	8,167	0	0	0	0	26,750	95,032	4	6	30,446	152,228
	Sangamon	813,787	121,962	47,543	83,145	36,662	1,146	1,104,245	36,500	649,740	41	7	274,703	960,943
	Scott	17,854	0	0	0	0	0	17,854	19,800	13,300	1	0	4,911	38,011
7th	Circuit Total	$1,297,042	$174,578	$88,892	$99,711	$56,958	$255,691	$1,972,872	$155,050	$1,055,846	66	15	$384,169	$1,595,065
8th	Adams	$298,956	$40,442	$5,632	$11,074	$0	$0	$356,104	$28,500	$158,003	13	0	$209,243	$395,746
	Brown	23,382	3,629	2,171	3,053	0	0	32,235	15,800	20,857	2	0	5,849	42,506
	Calhoun	20,063	2,649	540	2,074	0	2,260	27,586	15,500	6,656	0	1	4,258	26,414
	Cass	65,590	7,995	6,496	3,676	0	260	84,017	22,550	34,150	3	0	8,500	65,200
	Mason	70,662	10,267	50,830	3,915	0	0	135,674	23,625	51,727	4	1	11,789	87,141
	Menard	32,697	4,854	1,318	1,136	0	148	40,153	27,500	40,771	2	2	10,101	78,372
	Pike	68,523	0	6,934	5,371	0	0	80,828	22,500	53,225	5	0	14,429	90,154
	Schuyler	27,845	4,553	3,018	0	0	0	35,416	20,499	24,700	2	0	6,589	51,788
8th	Circuit Total	$607,718	$74,389	$76,939	$30,299	$0	$2,668	$792,013	$176,474	$390,089	31	4	$270,758	$837,321
9th	Fulton	$126,907	$11,035	$21,868	$705	$0	$8,581	$169,096	$25,000	$78,696	6	0	$30,287	$133,983
	Hancock	67,813	5,863	7,386	996	0	0	82,058	26,500	43,699	4	0	12,556	82,755
	Henderson	39,865	5,904	4,043	10,930	0	0	60,742	18,900	36,377	2	1	12,278	67,555
	Knox	361,697	40,099	21,854	1,538	0	0	425,188	26,000	195,450	16	1	21,511	242,961
	McDonough	125,263	18,902	14,743	4,817	0	4,810	168,535	21,000	105,500	11	0	17,000	143,500
	Warren	93,811	13,848	12,470	1,946	0	0	122,075	23,000	74,350	6	0	32,897	130,247
9th	Circuit Total	$815,356	$95,651	$82,364	$20,932	$0	$13,391	$1,027,694	$140,400	$534,072	45	2	$125,529	$801,001
10th	Marshall	$46,665	$6,414	$5,297	$2,564	$0	$0	$60,940	$20,352	$39,323	3	1	$14,409	$74,084
	Peoria	761,009	112,652	10,079	25,147	112,702	20,622	1,042,211	35,740	708,647	53	2	301,203	1,045,590
	Putnam	20,293	4,446	6,490	1,183	0	0	32,412	17,250	10,620	1	1	5,662	33,532
	Stark	18,644	0	0	0	0	3,207	21,851	17,500	16,359	1	1	4,561	38,420
	Tazewell	2,656,188	64,537	31,512	29,242	0	0	2,781,479	31,298	324,349	26	2	18,235	373,882
10th	Circuit Total	$3,502,799	$188,049	$53,378	$58,136	$112,702	$23,829	$3,938,893	$122,140	$1,099,298	84	7	$344,070	$1,565,508
11th	Ford	$59,000	$9,938	$362	$1,763	$0	$0	$71,063	$23,557	$32,745	3	0	$44,695	$100,997
	Livingston	173,161	28,209	4,504	1,590	0	951	208,415	31,000	112,398	8	2	30,918	174,316
	Logan	135,681	25,527	17,890	6,189	0	0	185,287	26,250	116,422	5	4	31,978	174,650
	McLean	666,175	105,567	822	76,571	0	0	849,135	33,253	509,018	31	22	263,641	805,912
	Woodford	100,822	16,465	1,200	0	0	2,450	120,937	28,500	82,545	5	1	19,774	130,819
11th	Circuit Total	$1,134,839	$185,706	$24,778	$86,113	$0	$3,401	$1,434,837	$142,560	$853,128	52	29	$391,006	$1,386,694

FISCAL YEAR 1989
TOTAL FINANCIAL ACTIVITY
AS REPORTED BY THE CLERKS OF THE CIRCUIT COURT

Circuit	County	Revenue of Clerk's Office							Clerk's Operating Expenses					
		Clerk's Fees	Court Automation Fees	Maintenance and Child Support Fund	Interest Paid on Invested Funds	IDPA IV-D Contract and Incentive Payments	Other	Clerk's Revenue Total	Clerk's Salary	All Other Office Personnel	Full Time Staff	Part Time Staff	Other Office Expenses	Total Clerk's Office Expenditures
12th	Will	$3,043,153	$307,441	$114,108	$34,904	$0	$58,419	$3,558,025	$52,200	$1,417,228	88	4	$184,737	$1,654,165
12th	Circuit Total	$3,043,153	$307,441	$114,108	$34,904	$0	$58,419	$3,558,025	$52,200	$1,417,228	88	4	$184,737	$1,654,165
13th	Bureau	$159,340	$26,120	$13,864	$2,737	0	$900	$202,961	$30,000	$121,018	8	3	$57,815	$208,833
	Grundy	174,266	21,351	13,033	2,276	0	0	210,926	28,000	66,340	4	2	35,899	130,239
	LaSalle	415,709	66,453	29,057	27,241	0	0	538,460	32,000	428,709	33	0	38,044	498,753
13th	Circuit Total	$749,315	$113,924	$55,954	$32,254	$0	$900	$952,347	$90,000	$616,067	45	5	$131,758	$837,825
14th	Henry	$304,166	$34,726	$0	$6,597	$0	$0	$345,489	$29,099	$151,411	12	3	$26,577	$207,087
	Mercer	58,847	7,710	6,781	2,137	0	0	75,475	23,600	32,600	3	0	37,870	94,070
	Rock Island	434,522	84,887	151,317	0	0	0	670,726	32,500	408,523	31	0	36,900	477,923
	Whiteside	250,580	33,843	28,544	397	0	0	313,364	30,000	137,050	10	1	17,954	185,004
14th	Circuit Total	$1,048,115	$161,166	$186,642	$9,131	$0	$0	$1,405,054	$115,199	$729,584	56	4	$119,301	$964,084
15th	Carroll	$68,338	$9,289	$9,447	$0	$0	$0	$87,074	$20,000	$30,036	3	1	$8,646	$58,682
	Jo Daviess	86,822	24,085	0	4,191	0	509	115,607	21,000	48,414	4	0	10,800	80,214
	Lee	193,422	29,841	16,728	2,156	0	22,889	265,036	32,500	159,651	10	1	28,763	220,914
	Ogle	156,394	21,849	18,999	0	0	9,467	206,709	30,100	111,200	9	2	37,190	178,490
	Stephenson	275,383	43,576	11,909	13,024	0	1,534	345,426	29,000	129,392	10	2	17,119	175,511
15th	Circuit Total	$780,359	$128,640	$57,083	$19,371	$0	$34,399	$1,019,852	$132,600	$478,693	36	6	$102,518	$713,811
16th	DeKalb	$309,531	$49,469	$10,278	$23,151	$0	$0	$392,429	$36,300	$261,901	16	3	$0	$298,201
	Kane	1,613,376	239,477	105,507	226,198	0	6,523	2,191,081	43,500	1,391,353	96	4	419,696	1,854,549
	Kendall	132,875	21,843	6,188	3,537	0	0	164,443	28,000	91,910	5	3	22,334	142,244
16th	Circuit Total	$2,055,782	$310,789	$121,973	$252,886	$0	$6,523	$2,747,953	$107,800	$1,745,164	117	10	$442,030	$2,294,994
17th	Boone	$163,334	$3,276	$11,817	$12,407	$0	$652	$191,486	$23,900	$127,485	9	1	$19,533	$170,918
	Winnebago	1,345,884	171,642	24,525	40,557	0	10,247	1,592,855	37,500	941,470	61	4	116,263	1,095,233
17th	Circuit Total	$1,509,218	$174,918	$36,342	$32,964	$0	$10,899	$1,784,341	$61,400	$1,068,955	70	5	$135,796	$1,266,151
18th	DuPage	$4,381,345	$603,098	$153,594	$717,556	$0	$0	$5,855,593	$60,500	$3,234,606	161	13	$3,789,670*	$7,084,776
18th	Circuit Total	$4,381,345	$603,098	$153,594	$717,556	$0	$0	$5,855,593	$60,500	$3,234,606	161	13	$3,789,670	$7,084,776
19th	Lake	$3,177,183	$381,987	$0	$163,516	$0	$0	$3,722,686	$47,000	$1,729,205	96	5	$82,091	$1,858,296
	McHenry	904,893	147,700	5,854	52,605	0	0	1,111,052	42,000	716,104	44	3	225,954	984,058
19th	Circuit Total	$4,082,076	$529,687	$5,854	$216,121	$0	$0	$4,833,738	$89,000	$2,445,309	140	8	$308,045	$2,842,354
20th	Monroe	$59,578	$7,469	$5,830	$2,320	$0	$1,120	$76,317	$30,167	$51,028	3	2	$13,321	$94,516
	Perry	82,575	9,845	0	0	0	0	92,420	27,000	51,489	4	1	15,747	94,236
	Randolph	125,347	13,479	15,986	9,730	0	0	164,542	25,900	68,506	5	0	17,123	111,529
	St. Clair	2,039,858	191,998	64,310	169,418	3,052,676	0	5,518,260	41,529	780,983	65	0	66,854	889,366
	Washington	56,303	3,255	4,296	4,415	0	290	68,559	24,000	28,002	2	0	4,217	56,219
20th	Circuit Total	$2,363,661	$226,046	$90,422	$185,883	$3,052,676	$1,410	$5,920,098	$148,596	$980,008	79	3	$117,262	$1,245,866
21st	Iroquois	$182,867	$22,640	$0	$23,866	$0	$0	$229,373	$29,500	$99,421	8	0	$19,112	$148,033
	Kankakee	444,529	52,545	31,526	27,764	0	48,177	604,541	27,454	250,705	21	3	48,925	327,084
21st	Circuit Total	$627,396	$75,185	$31,526	$51,630	$0	$48,177	$833,914	$56,954	$350,126	29	3	$68,037	$475,117
	Cook County	$49,722,174	$5,804,951	$68,018	$5,923,846	$5,701,194	$0	$67,220,183	$55,000	$40,620,407	1,952	49	$2,587,256	$43,262,663
	Downstate Total	$34,398,218	$4,196,669	$1,550,628	$2,339,440	$3,536,907	$549,692	$46,571,554	$2,709,728	$21,590,210	1,418	261	$8,237,473	$32,284,439
	State Total	$84,120,392	$10,001,620	$1,618,646	$8,263,286	$9,238,101	$549,692	$113,791,737	$2,764,728	$62,210,617	3,370	310	$10,824,729	$75,547,102

*Dupage County expenses include the overhead of heating, air conditioning, telephone, electricity, central services, maintenance, purchasing, janitorial and data processing.

DISTRIBUTION OF FUNDS HELD IN TRUST OR AGENCY CAPACITY

Circuit	County	Maintenance and Child Support	Fines, Penalties, Assessments, and Forfeitures					
			Municipals	Townships	County Criminal	County Traffic	Subtotal Local Disbursements	State Conservation Department Funds
1st	Alexander	$222,394	$20,601	$0	$24,373	$60,027	$105,001	$1,255
	Jackson	1,610,005	279,265	0	104,256	148,607	532,128	2,165
	Johnson	198,082	14,959	0	48,805	94,599	416,688	4,900
	Massac	402,456	49,172	0	20,373	79,088	602,652	923
	Pope	123,495	748	0	21,590	14,063	36,401	432
	Pulaski	221,223	15,258	0	12,552	124,967	152,777	456
	Saline	62,615	62,615	0	63,547	94,176	220,338	966
	Union	383,656	32,286	0	22,282	58,142	112,710	2,565
	Williamson	1,470,747	137,491	0	56,459	191,377	385,327	2,496
1st	Circuit Total	$4,694,673	$612,395	$0	$374,237	$865,046	$1,851,678	$16,158
2nd	Crawford	$811,240	$51,911	$0	$23,230	$48,933	$124,074	$1,928
	Edwards	241,970	3,952	0	7,850	17,359	29,161	138
	Franklin	623,766	77,205	0	160,198	0*	237,403	6,535
	Gallatin	148,390	6,685	0	27,048	29,495	227,074	307
	Hamilton	158,894	2,766	0	10,167	28,526	41,459	300
	Hardin	126,782	5,500	0	4,650	4,541	14,691	418
	Jefferson	1,718,209	32,535	0	78,674	133,652	244,861	1,772
	Lawrence	492,702	19,326	0	15,758	48,225	83,309	1,493
	Richland	514,277	55,295	0	26,700	51,507	133,502	140
	Wabash	581,708	45,027	0	12,060	31,289	88,376	494
	Wayne	478,521	10,555	0	19,217	107,131	136,903	1,114
	White	474,164	25,164	0	43,842	78,872	147,878	1,671
2nd	Circuit Total	$6,370,623	$335,921	$0	$429,394	$579,530	$1,344,845	$16,310
3rd	Bond	$133,395	$12,310	$0	$38,900	$38,215	$89,425	$858
	Madison	8,002,929	1,154,184	25,298	86,117	583,921	1,849,520	10,951
3rd	Circuit Total	$8,136,324	$1,166,494	$25,298	$125,017	$622,136	$1,938,945	$11,809
4th	Christian	$1,588,210	$69,394	$0	$59,475	$100,186	$229,055	$4,355
	Clay	385,185	17,620	24	22,245	57,743	97,632	245
	Clinton	564,666	85,540	0	86,373	60,648	232,561	3,707
	Effingham	1,110,075	80,011	0	55,375	153,557	288,943	934
	Fayette	690,763	39,978	0	46,624	100,916	187,518	3,247
	Jasper	255,433	6,116	0	22,235	73,345	101,696	2,137
	Marion	1,738,885	135,554	0	63,675	213,220	14,960	3,042
	Montgomery	899,534	55,101	0	81,673	223,200	359,974	2,594
	Shelby	798,453	39,273	0	85,532	64,644	189,449	6,064
4th	Circuit Total	$8,031,204	$528,587	$24	$523,207	$1,047,459	$2,099,277	$26,325
5th	Clark	$583,764	$34,900	$0	$23,482	$87,177	$145,559	$2,379
	Coles	2,419,403	133,696	0	81,222	121,408	336,326	6,444
	Cumberland	343,778	17,112	0	13,905	14,673	45,690	973
	Edgar	731,494	45,163	303	23,554	55,474	124,494	7,427
	Vermilion	4,724,029	290,794	8,076	49,996	187,658	536,524	6,920
5th	Circuit Total	$8,802,468	$521,665	$8,379	$192,159	$466,390	$1,188,593	$24,143
6th	Champaign	$4,340,580	$603,722	$22,352	$82,802	$255,805	$964,681	$550
	Dewitt	934,221	45,825	0	42,533	53,693	142,051	8,917
	Douglas	882,498	18,672	0	8,230	68,863	95,765	297
	Macon	10,438,713	649,010	0	211,184	136,550	996,744	1,484
	Moultrie	724,655	10,511	0	29,424	61,133	101,068	2,348
	Piatt	1,103,040	14,112	0	13,035	67,447	94,594	720
6th	Circuit Total	$18,423,707	$1,341,852	$22,352	$387,208	$643,491	$2,394,903	$14,316
7th	Greene	$30,765	$23,748	$0	$2,980	$38,947	$65,675	$1,250
	Jersey	499,102	55,579	0	23,609	91,294	170,482	4,256
	Macoupin	1,549,328	111,566	0	37,225	102,857	251,648	2,166
	Morgan	1,570,670	136,776	0	43,883	79,950	260,609	877
	Sangamon	8,759,391	441,427	0	121,749	452,844	1,016,020	2,467
	Scott	150,950	891	0	3,090	21,726	25,707	279
7th	Circuit Total	$12,560,206	$769,987	$0	$232,536	$787,618	$1,790,141	$11,295
8th	Adams	$2,656,428	$277,173	$0	$106,329	$105,105	$488,607	$7,279
	Brown	322,608	6,307	0	7,493	22,133	35,933	1,263
	Calhoun	55,270	2,534	0	20,913	27,168	50,615	4,019
	Cass	455,223	31,480	0	23,470	38,392	93,342	1,510
	Mason	557,244	47,504	0	20,202	69,991	137,697	2,654
	Menard	410,676	17,694	0	9,793	29,168	56,655	873
	Pike	498,040	20,566	0	10,568	86,468	117,602	2,516
	Schuyler	264,448	4,233	40	10,782	28,337	43,392	2,117
8th	Circuit Total	$5,219,937	$407,491	$40	$209,550	$406,762	$1,023,843	$22,231

*The "County Criminal" and "County Traffic" funds are not separated, and are reported together under "County Traffic."

AND OF COLLECTIONS MADE FOR OTHERS

State Police (Overweights)	Illinois State Toll Highway Authority	Juvenile Drug Abuse Fund	Drug Traffic Prevention Fund	Violent Crimes Assistance Fund	Traffic & Criminal Conviction Surcharge	Driver Education Fund	Total State Expenditures	Total State and Local Disbursements	County	Circuit
$12,770	$0	$0	$0	$4,664	$14,105	$11,341	$44,135	$149,136	Alexander	1st
2,555	0	0	17,437	52,917	60,318	47,412	182,804	714,932	Jackson	
2,145	0	0	3,750	13,789	23,848	11,809	60,241	476,929	Johnson	
4,875	0	383	2,681	7,699	17,730	17,268	51,559	654,211	Massac	
425	0	118	831	2,015	3,850	1,825	9,496	45,897	Pope	
0	0	0	0	4,076	25,911	24,305	54,748	207,525	Pulaski	
2,640	0	0	0	15,932	24,161	13,120	56,819	277,157	Saline	
9,293	0	25	0	8,077	15,916	14,166	50,042	162,752	Union	
275,537	0	0	0	20,160	85,265	31,798	415,256	800,583	Williamson	
$310,240	$0	$526	$24,699	$129,329	$271,104	$173,044	$925,100	2,776,778	Circuit Total	1st
$900	$0	$0	$6,000	$8,675	$18,263	$14,342	$50,108	$174,182	Crawford	2nd
5,370	0	0	1,353	1,624	4,571	4,327	17,383	46,544	Edwards	
7,693	0	1,206	8,445	7,885	29,724	24,407	85,895	323,298	Franklin	
3,015	0	62	187	2,541	5,575	3,767	15,454	242,528	Gallatin	
3,556	0	1,250	8,750	2,311	4,789	2,640	23,596	65,055	Hamilton	
0	0	12	0	663	1,829	1,420	4,342	19,033	Hardin	
8,615	0	1,800	29,296	15,799	31,455	20,095	108,832	353,693	Jefferson	
500	0	728	0	5,831	11,188	9,707	29,447	112,756	Lawrence	
1,415	0	250	750	9,004	15,214	10,452	37,225	170,727	Richland	
8,305	0	191	1,338	9,539	11,317	8,602	39,786	128,162	Wabash	
2,125	0	245	3,801	7,723	15,922	17,006	47,936	184,839	Wayne	
23,833	0	0	1,031	7,574	16,073	10,032	60,214	208,092	White	
$65,327	$0	$5,744	$60,951	$79,169	$165,920	$126,797	$520,218	$1,865,063	Circuit Total	2nd
$825	$0	$4,856	$14,568	$8,031	$12,997	$6,806	$48,941	$138,366	Bond	3rd
211,005	0	0	0	70,192	259,857	107,465	659,470	2,508,990	Madison	
$211,830	$0	$4,856	$14,568	$78,223	$272,854	$114,271	$708,411	$2,647,356	Circuit Total	3rd
$13,715	$0	$305	$108	$23,001	$31,149	$23,123	$95,756	$324,811	Christian	4th
0	0	1,125	5,068	10,670	13,062	9,586	39,756	137,388	Clay	
135	0	0	2,200	16,780	27,063	13,331	63,216	295,777	Clinton	
18,870	0	287	863	27,934	42,302	32,247	123,437	412,380	Effingham	
7,907	0	4,832	0	13,153	25,117	18,459	72,715	260,233	Fayette	
3,685	0	734	0	9,218	16,258	9,913	41,945	143,641	Jasper	
14,960	0	6,441	15,733	32,403	123,390	48,333	244,302	259,262	Marion	
108,928	0	0	1,009	20,110	54,513	30,208	217,362	577,336	Montgomery	
0	0	62	12	17,790	22,779	12,662	59,369	248,818	Shelby	
$168,200	$0	$13,786	$24,993	$171,059	$355,633	$197,862	$957,858	$3,057,135	Circuit Total	4th
$48,761	$0	$729	$1,942	$13,932	$27,768	$18,711	$114,222	$259,781	Clark	5th
1,944	0	0	0	28,943	41,311	24,221	102,863	439,189	Coles	
300	0	0	0	5,186	15,370	13,251	35,080	80,770	Cumberland	
3,110	0	516	2,216	7,996	19,699	10,242	51,206	175,700	Edgar	
48,795	0	0	7,297	69,764	87,184	74,416	294,376	830,900	Vermilion	
$102,910	$0	$1,245	$11,455	$125,821	$191,332	$140,841	$597,747	$1,786,340	Circuit Total	5th
$6,145	$0	$6,151	$0	$72,111	$127,819	$105,730	$318,506	$1,283,187	Champaign	6th
0	0	36	0	13,045	14,883	10,259	47,140	189,191	Dewitt	
3,926	0	0	2,187	5,581	13,227	10,715	35,933	131,698	Douglas	
19,779	0	765	0	40,778	123,281	80,430	266,517	1,263,261	Macon	
350	0	0	0	6,813	12,266	9,927	31,704	132,772	Moultrie	
3,405	0	0	0	6,795	13,132	9,906	33,958	128,552	Piatt	
$33,605	$0	$6,952	$2,187	$145,123	$304,608	$226,967	$733,758	$3,128,661	Circuit Total	6th
$4,100	$0	$0	$4,011	$3,480	$6,851	$5,801	$25,493	$91,168	Greene	7th
$4,265	0	1,670	6,681	20,799	24,794	15,667	78,132	248,614	Jersey	
6,169	0	0	0	22,810	36,464	29,412	97,021	348,669	Macoupin	
3,767	0	838	8,700	23,732	32,719	21,500	92,133	352,742	Morgan	
183,862	0	1,245	7,504	76,781	0	72,925	344,784	1,360,804	Sangamon	
1,480	0	0	0	1,778	3,808	2,941	10,286	35,993	Scott	
$203,643	$0	$3,753	$26,896	$149,380	$104,636	$148,246	$647,849	$2,437,990	Circuit Total	7th
$12,501	$0	$3,247	$22,734	$30,959	$69,548	$50,244	$196,512	$685,119	Adams	8th
600	0	28	84	1,950	5,512	4,617	14,054	49,987	Brown	
382	0	0	0	5,825	6,019	4,152	20,397	71,012	Calhoun	
1,450	0	0	0	11,251	12,747	10,240	37,198	130,540	Cass	
4,090	0	390	0	6,979	20,892	17,394	52,399	190,096	Mason	
432	0	20	0	4,671	7,039	6,214	19,249	75,904	Menard	
39,675	0	171	755	11,188	17,163	11,744	83,212	200,814	Pike	
890	0	0	0	5,352	6,297	4,307	18,963	62,355	Schuyler	
$60,020	$0	$3,856	$23,573	$78,175	$145,217	$108,912	$441,984	$1,465,827	Circuit Total	8th

DISTRIBUTION OF FUNDS HELD IN TRUST OR AGENCY CAPACITY

Circuit	County	Maintenance and Child Support	Fines, Penalties, Assessments, and Forfeitures					
			Muncipals	Townships	County Criminal	County Traffic	Subtotal Local Disbursements	State Conservation Department Funds
9th	Fulton	$2,125,889	$90,004	$0	$40,761	$82,363	$213,128	$5,560
	Hancock	814,310	24,212	186	27,070	47,210	98,678	4,091
	Henderson	329,457	4,950	0	15,897	54,980	75,827	1,947
	Knox	3,815,973	198,574	325	46,960	134,664	380,523	3,157
	McDonough	1,034,281	99,423	6,401	68,171	78,764	252,759	1,624
	Warren	1,006,009	41,759	6	41,474	63,485	146,724	370
9th	Circuit Total	$9,125,919	$458,922	$6,918	$240,333	$461,466	$1,167,639	$16,749
10th	Marshall	$546,664	$18,257	$0	$8,799	$34,053	$61,109	$1,901
	Peoria	10,159,021	81,627	0	0	106,717	188,344	7,798
	Putnam	214,049	3,289	0	1,616	42,433	47,338	945
	Stark	211,000	7,252	0	14,825	18,591	40,668	304
	Tazewell	6,099,029	508,862	0	178,053	207,863	894,778	3,114
10th	Circuit Total	$17,229,763	$619,287	$0	$203,293	$409,657	$1,232,237	$14,062
11th	Ford	$367,037	$33,225	$4,925	$17,552	$61,385	$117,087	478
	Livingston	1,585,261	84,041	4,137	47,017	270,852	406,047	2,383
	Logan	1,321,047	88,219	0	27,539	187,370	303,128	636
	McLean	3,071,461	876,368	24	199,094	372,090	1,447,576	2,509
	Woodford	950,402	51,897	0	17,402	149,060	218,359	311
11th	Circuit Total	$7,295,208	$1,133,750	$9,086	$308,604	$1,040,757	$2,492,197	$6,317
12th	Will	$18,427,066	$1,605,515	$165,987	$212,186	$629,465	$2,613,153	$6,580
12th	Circuit Total	$18,427,066	$1,605,515	$165,987	$212,186	$629,465	$2,613,153	$6,580
13th	Bureau	$1,529,024	$46,658	$117	$93,919	$173,218	$313,912	$2,469
	Grundy	1,974,473	127,622	1,530	32,449	162,081	323,682	4,487
	LaSalle	4,222,254	284,562	998	57,431	324,480	667,471	14,712
13th	Circuit Total	$7,725,751	$458,842	$2,645	$183,799	$659,779	$1,305,065	$21,668
14th	Henry	$2,411,488	$192,170	$11,886	$120,901	$282,675	$607,632	$3,125
	Mercer	811,129	29,882	0	22,661	48,692	101,235	2,145
	Rock Island	N/A	727,968	0	0*	395,048	1,123,016	8,347
	Whiteside	3,366,505	237,933	523	112,288	150,077	500,821	3,436
14th	Circuit Total	$6,589,122	$1,187,953	$12,409	$255,850	$876,492	$2,833,525	$17,053
15th	Carroll	$695,562	$45,706	$0	$22,001	$60,740	$128,447	$4,883
	Jo Daviess	585,192	71,945	0	39,061	82,086	193,092	9,605
	Lee	1,772,673	162,045	3,216	61,321	213,620	440,202	1,482
	Ogle	1,517,636	129,534	0	40,816	162,563		6,135
	Stephenson	2,436,382	146,021	18,256	99,157	331,425	594,859	1,763
15th	Circuit Total	$7,007,445	$555,251	$21,472	$262,356	$850,434	$1,689,513	$23,868
16th	DeKalb	$1,739,013	$334,032	$2,731	$96,445	$168,928	$602,136	$2,112
	Kane	13,949,342	1,262,248	13,300	64,834	280,646	1,621,028	1,353
	Kendall	1,256,905	115,740	0	20,375	145,063	281,178	3,600
16th	Circuit Total	$16,945,260	$1,712,020	$16,031	$181,654	$594,637	$2,504,342	$7,065
17th	Boone	$1,100,050	$96,013	$0	$34,285	$199,091	$329,389	$1,122
	Winnebago	5,662,036	1,065,598	17,266	352,319	691,635	2,126,818	7,302
17th	Circuit Total	$6,762,086	$1,161,611	$17,266	$386,604	$890,726	$2,456,207	$8,424
18th	DuPage	$25,682,822	$5,926,961	$59,680	$341,883	$797,726	$7,126,250	$344
18th	Circuit Total	$25,682,822	$5,926,961	$59,680	$341,883	$797,726	$7,126,250	$344
19th	Lake	$10,459,667	$3,592,226	$34,835	$299,942	$267,774	$4,194,777	$16,434
	McHenry	3,818,140	1,593,995	56,210	159,300	327,783	2,137,288	8,385
19th	Circuit Total	$14,277,807	$5,186,221	$91,045	$459,242	$595,557	$6,332,065	$24,819
20th	Monroe	$638,006	$40,987	$1,909	$9,460	$33,191	$85,547	$1,931
	Perry	1,011,945	44,164	0	51,112	72,186		947
	Randolph	1,726,166	69,799	0	73,805	85,885	229,489	3,551
	St. Clair	5,805,713	1,411,709	0	35,083	650,474	2,097,266	2,067
	Washington	11,843	12,644	0	15,427	82,854	110,925	3,950
20th	Circuit Total	$9,193,673	$1,579,303	$1,909	$184,887	$924,590	$2,690,689	$12,446
21st	Iroquois	$883,924	$51,607	$0	$68,692	$165,335	$285,634	$0
	Kankakee	4,052,816	194,411	0	50,432	157,234	402,077	4,338
21st	Circuit Total	$4,936,740	$246,018	$0	$119,124	$322,569	$687,711	$4,338
	Cook County	$76,643,772	$9,411,951	$16,563	$72,961	$1,526,201	$11,027,676	$2,822
	Downstate Total	$223,437,804	$27,516,046	$460,541	$5,813,123	$14,472,287	$48,762,818	$306,320
	State Total	$300,081,576	$36,927,997	$477,104	$5,886,084	$15,998,488	$59,790,494	$309,142

AND OF COLLECTIONS MADE FOR OTHERS

State Police (Overweights)	Illinois State Toll Highway Authority	Juvenile Drug Abuse Fund	Drug Traffic Prevention Fund	Violent Crimes Assistance Fund	Traffic & Criminal Conviction Surcharge	Driver Education Fund	Total State Expenditures	Total State and Local Disbursements	County	Circuit
$6,920	$0	$193	$0	$14,286	$29,561	$16,311	$72,831	$285,959	Fulton	9th
2,810	0	597	0	8,975	13,380	8,268	38,121	136,799	Hancock	
165	0	54	380	6,976	10,226	5,336	25,084	100,911	Henderson	
13,820	0	0	174	34,460	57,257	35,547	144,415	524,938	Knox	
7,724	0	3,540	4,170	28,375	36,089	21,317	102,839	355,598	McDonough	
7,127	0	1,055	2,715	14,573	23,067	12,645	61,552	208,276	Warren	
$38,566	0	$5,439	$7,439	$107,645	$169,580	$99,424	$444,842	1,612,481	Circuit Total	9th
$1,110	$0	$947	$0	$5,955	$10,459	$8,465	$28,837	$89,946	Marshall	10th
0	0	765	0	51,107	97,210	74,625	231,505	419,849	Peoria	
2,060	0	0	0	1,483	6,888	4,130	15,506	62,844	Putnam	
1,875	0	0	0	4,230	5,361	3,520	15,290	55,958	Stark	
11,513	0	2,376	2,156	35,095	110,858	59,581	224,693	1,119,471	Tazewell	
$16,558	$0	$4,088	$2,156	$97,870	$230,776	$150,321	$515,831	$1,748,068	Circuit Total	10th
$3,352	$0	$0	$0	$8,038	$17,526	$16,536	$45,930	$163,017	Ford	11th
13,314	0	817	3,383	12,143	46,606	30,766	109,412	515,459	Livingston	
9,094	0	3,777	0	18,812	42,669	23,028	98,016	401,144	Morgan	
237,276	0	1,046	863	94,778	132,292	111,695	580,459	2,028,035	McLean	
1,235	0	280	0	12,442	27,875	16,046	58,189	276,548	Woodford	
$264,271	$0	$5,920	$4,246	$146,213	$266,968	$198,071	$892,006	$3,384,203	Circuit Total	11th
$604,569	$0	$1,706	$26,734	$4,954	$455,754	$132,648	$1,232,945	$3,846,098	Will	12th
$604,569	$0	$1,706	$26,734	$4,954	$455,754	$132,648	$1,232,945	$3,846,098	Circuit Total	12th
$16,545	$0	$13,765	$17,754	$21,885	$44,143	$24,556	$141,117	$455,029	Bureau	13th
890	0	0	0	4,810	21,153	23,302	54,642	378,324	Grundy	
34,200	0	14,185	0	28,794	83,213	61,675	236,779	904,250	LaSalle	
$51,635	$0	$27,950	$17,754	$55,489	$148,509	$109,533	$432,538	$1,737,603	Circuit Total	13th
$29,715	$0	$1,964	$8,447	$12,091	$39,624	$6,564	$101,530	$709,162	Henry	14th
4,998	0	0	0	4,900	7,679	2,392	22,114	123,349	Mercer	
414,058	0	45	0	1,500	192,103	97,330	713,383	1,836,399	Rock Island	
30,933	0	4,220	4,873	37,529	66,049	33,612	180,652	180,652	Whiteside	
$479,704	$0	$6,229	$13,320	$56,020	$305,455	$139,898	$1,017,679	$3,350,383	Circuit Total	14th
$691	$0	$1,279	$129	$13,407	$17,916	$15,650	$53,955	$182,402	Carroll	15th
5,760	0	250	0	16,317	24,965	11,688	68,585	261,677	Jo Daviess	
34,120	0	3,062	7,440	36,666	56,084	34,398	173,252	613,454	Lee	
11,670	0	1,073	7,514	20,826	41,423	23,293	111,934	111,934	Ogle	
4,580	0	586	1,032	41,811	76,734	50,278	176,784	771,643	Stephenson	
$56,821	$0	$6,250	$16,115	$129,027	$217,122	$135,307	$584,510	$2,274,023	Circuit Total	15th
$8,410	$0	$0	$0	$14,663	$42,468	$39,652	$107,305	$709,441	DeKalb	16th
86,578	0	3,780	66,563	151,235	326,174	295,145	930,828	2,551,856	Kane	
10,885	0	156	0	16,213	41,505	23,763	96,122	377,300	Kendall	
$105,873	$0	$3,936	$66,563	$182,111	$410,147	$358,560	$1,134,255	$3,638,597	Circuit Total	16th
$5,537	$0	$209	$0	$24,702	$33,037	$26,342	$90,949	$420,338	Boone	17th
37,208	0	7,597	8,095	80,053	186,600	171,556	498,411	2,625,229	Winnebago	
$42,745	0	$7,806	$8,095	$104,755	$219,637	$197,898	$589,360	$3,045,567	Circuit Total	17th
$109,290	$17,843	$23,773	$40,510	$562,355	$437,978	$316,969	$1,509,062	$8,635,312	DuPage	18th
$109,290	$17,843	$23,773	$40,510	$562,355	$437,978	$316,969	$1,509,062	$8,635,312	Circuit Total	18th
$258,115	$24,802	$11,395	$43,297	$278,145	$605,526	$215,157	$1,452,871	$5,647,648	Lake	19th
74,468	0	11,567	0	82,735	195,906	88,745	461,806	2,599,094	McHenry	
$332,583	$24,802	$22,962	$43,297	$360,880	$801,432	$303,902	$1,914,677	$8,246,742	Circuit Total	19th
$0	$0	$0	$0	$7,359	$11,728	$10,846	$31,864	$117,411	Monroe	20th
$2,045	0	0	0	11,164	21,501	7,398	43,055	43,055	Perry	
10,762	0	0	0	23,551	21,701	18,530	78,095	307,584	Randolph	
285,633	0	7,604	20,089	148,428	324,677	183,252	971,750	3,069,016	St. Clair	
0	0	125	0	7,818	14,237	9,048	35,178	146,103	Washington	
$298,440	0	$7,729	$20,089	$198,320	$393,844	$229,074	$1,159,942	$3,850,631	Circuit Total	20th
$81,416	$0	$481	$3,368	$5,565	$41,317	$37,676	$169,823	$455,457	Iroquois	21st
11,628	0	2,347	0	34,559	58,907	50,138	161,917	563,994	Kankakee	
$93,044	0	$2,828	$3,368	$40,124	$100,224	$87,814	$331,740	$1,019,451	Circuit Total	21st
$512,332	$0	$2,508	$26,921	$1,102,014	$1,267,719	$1,169,250	$4,083,566	$15,111,242	Cook County	
$3,649,874	$42,645	$167,334	$459,008	$3,002,042	$5,968,730	$3,696,359	$17,292,312	$65,554,309	Downstate Total	
$4,162,206	$42,645	$169,842	$485,929	$4,104,056	$7,236,449	$4,865,609	$21,375,878	$80,665,551	State Total	

DISTRIBUTION OF FUNDS HELD IN TRUST OR AGENCY CAPACITY

Circuit	County	Fees of Others									
		State's Attorney	Sheriff Service of Process	Sheriff Court Services	Law Library	Marriage Fund	County Fund to Finance Court System	Court Appointed Counsel	Municipal Attorney	Total Fees of Others Distributed	
1st	Alexander	$8,925	$1,077	$0	$0	$1,183	$0	$13,218	$0	$24,403	
	Jackson	26,588	4,975	0	4,990	580	54,796	6,292	0	98,221	
	Johnson	6,784	2,308	2,308	0	552	20	13,917	14,000	39,889	
	Massac	8,965	2,949	10,107	2,556	0	18,557	0	340	43,474	
	Pope	960	714	0	0	106	0	1,895	12,074	15,749	
	Pulaski	8,013	2,065	5,416	781	0	26,728	0	0	43,003	
	Saline	11,501	7,920	0	5,691	98	15,820	451	5,559	47,040	
	Union	5,028	10,794	6,584	17,674	2,796	0	14,460	3,586	60,922	
	Williamson	29,213	30,931	4,636	0	5,135	70	51,903	46,329	168,217	
1st	Circuit Total	$105,977	$63,733	$29,051	$31,692	$10,450	$115,991	$102,136	$81,888	$540,918	
2nd	Crawford	$7,702	$1,489	$20,392	$3,436	$0	$15,139	$0	$0	$48,158	
	Edwards	1,755	720	0	1,656	0	3,515	0	0	7,646	
	Franklin	39,054	5,837	17,084	7,023	180	25,147	500	0	94,825	
	Gallatin	1,962	987	2,362	326	0	3,797	0	0	9,434	
	Hamilton	6,898	0	1,905	1,853	0	4,260	0	0	14,916	
	Hardin	1,669	985	2,985	1,061	0	1,378	17,351	0	25,429	
	Jefferson	38,331	6,680	0	3,784	0	22,399	569	0	71,763	
	Lawrence	4,835	1,374	0	160	0	9,540	0	0	15,909	
	Richland	10,049	6,647	15,241	2,595	0	11,607	0	0	46,139	
	Wabash	9,801	2,015	0	3,038	0	9,884	0	165	24,903	
	Wayne	14,730	6,319	0	3,954	10	14,516	50	0	39,579	
	White	11,922	2,862	0	1,756	0	13,615	0	0	30,155	
2nd	Circuit Total	$148,708	$35,915	$59,969	$30,642	$190	$134,797	$18,470	$165	$428,856	
3rd	Bond	$5,489	$1,287	$0	$3,627	$70	$8,204	$0	$0	$18,677	
	Madison	759,056	0	2,231	58,838	0	162,274	0	5,125	987,524	
3rd	Circuit Total	$764,545	$1,287	$2,231	$62,465	$70	$170,478	$0	$5,125	$1,006,201	
4th	Christian	$13,623	$17,202	$15,933	$9,151	$429	$21,726	$65	$0	$78,129	
	Clay	6,235	4,653	5,698	3,609	40	7,708	1,251	0	29,541	
	Clinton	15,064	6,008	13,507	5,340	210	18,276	7,180	0	65,585	
	Effingham	17,234	13,457	13,078	4,738	300	27,134	2,412	0	78,353	
	Fayette	7,946	3,078	0	0	100	17,603	0	55	28,782	
	Jasper	6,529	3,036	0	1,167	40	12,369	500	0	23,641	
	Marion	22,788	2,721	0	8,237	290	47,596	25	0	81,657	
	Montgomery	27,075	9,410	0	4,555	370	30,920	0	0	72,330	
	Shelby	11,620	3,638	0	4,701	90	12,961	3,208	0	36,218	
4th	Circuit Total	$128,114	$63,203	$48,216	$41,498	$1,869	$196,293	$14,641	$55	$493,889	
5th	Clark	$10,727	$1,701	$0	$608	$0	$20,172	$362	$20	$33,590	
	Coles	24,226	5,790	26,998	4,577	480	30,856	8,547	0	101,474	
	Cumberland	6,344	687	0	0	0	12,270	0	0	19,301	
	Edgar	11,822	2,723	0	2,899	0	14,395	0	0	31,839	
	Vermilion	10,369	1,358	114,153	19,940	610	56,668	14,432	0	217,530	
5th	Circuit Total	$63,488	$12,259	$141,151	$28,024	$1,090	$134,361	$23,341	$20	$403,734	
6th	Champaign	$62,227	$31,691	$0	$41,317	$0	$136,638	$36,954	$0	$308,827	
	Dewitt	3,469	8,370	2,949	1,374	0	11,398	18,371	67	45,998	
	Douglas	3,767	2,431	0	1,539	0	15,670	3,364	0	26,771	
	Macon	94,147	0	115,355	37,950	2,020	102,165	20,990	0	372,628	
	Moultrie	5,050	4,650	0	3,299	60	9,865	687	0	23,611	
	Piatt	4,655	9,250	0	3,016	0	11,640	3,493	0	32,054	
6th	Circuit Total	$173,315	$56,392	$118,304	$88,495	$2,080	$287,376	$83,859	$67	$1,182,516	
7th	Greene	$2,516	$606	$0	$1,794	$0	$5,766	$0	$0	$10,682	
	Jersey	7,652	2,968	0	3,604	0	19,542	0	0	33,766	
	Macoupin	13,126	7,215	0	8,949	0	26,007	0	0	55,297	
	Morgan	15,033	0	3,956	6,585	470	25,541	3,316	16,625	71,526	
	Sangamon	105,894	0	0	31,106	0	138,664	2,410	0	278,074	
	Scott	1,447	1,319	0	904	0	3,362	0	0	7,032	
7th	Circuit Total	$145,668	$12,108	$3,956	$52,942	$470	$218,882	$5,726	$16,625	$456,377	
8th	Adams	$32,035	$15,742	$0	$14,538	$310	$54,673	$1,645	$0	$118,943	
	Brown	2,955	1,194	0	877	0	4,870	0	110	10,006	
	Calhoun	3,202	1,990	0	886	30	3,605	18,813	0	28,526	
	Cass	9,734	4,793	0	2,948	0	11,030	0	0	28,505	
	Mason	9,350	4,150	0	2,558	0	14,511	0	0	30,569	
	Menard	4,539	2,557	0	1,824	0	5,849	725	0	15,494	
	Pike	8,405	1,759	0	2,428	0	0	15,000	0	27,592	
	Schuyler	3,901	1,791	0	1,228	0	5,793	0	20	12,733	
8th	Circuit Total	$74,121	$33,976	$0	$27,287	$340	$100,331	$36,183	$130	$272,368	

AND OF COLLECTIONS MADE FOR OTHERS (CONT.)

Miscellaneous Disbursements								
Restitution	Work Release Compensation	Abandoned Unclaimed Bail	Abondoned Unclaimed Property	Deposits from Judicial Sales	Other	Total Miscellaneous Disbursements	County	Circuit
$18,145	$0	$0	$0	$0	$0	$18,145	Alexander	1st
78,846	1,176	0	0	42,601	985,879	1,106,502	Jackson	
15,354	0	0	0	0	1,990	17,344	Johnson	
11,323	0	0	0	0	4,806	16,129	Massac	
13,787	0	0	0	0	1,520	15,307	Pope	
5,525	0	0	0	0	5,490	11,015	Pulaski	
50,644	0	0	0	0	5,208	55,852	Saline	
6,373	0	0	0	0	845	7,218	Union	
43,770	0	0	0	0	13,478	57,248	Williamson	
$241,767	$1,176	$0	$0	$42,601	$1,019,216	$1,304,760	Circuit Total	1st
$8,672	$3,806	$0	$0	$0	$46,330	$58,808	Crawford	2nd
6,409	0	0	0	0	0	6,409	Edwards	
22,902	0	0	0	0	35,538	58,440	Franklin	
715	0	0	0	0	300	1,015	Gallatin	
1,287	0	0	0	0	3,661	4,948	Hamilton	
1,215	0	0	0	0	3,755	4,970	Hardin	
28,931	0	0	0	0	71,247	100,178	Jefferson	
6,896	0	0	0	0	7,419	14,315	Lawrence	
34,958	0	0	0	0	0	34,958	Richland	
24,564	1,338	0	0	0	16,201	42,103	Wabash	
19,978	1,064	0	0	0	80,941	101,983	Wayne	
14,896	0	0	0	0	69,572	84,468	White	
$171,423	$6,208	$0	$0	$0	$334,964	$512,595	Circuit Total	2nd
$11,100	$0	$0	$0	$0	$17,182	$28,282	Bond	3rd
63,195	0	0	0	0	0	63,195	Madison	
$74,295	$0	$0	$0	$0	$17,182	$91,477	Circuit Total	3rd
$4,160	$0	$0	$0	$0	$0	$4,160	Christian	4th
31,796	3,729	0	0	0	5,379	40,904	Clay	
40,776	1,406	0	0	0	0	42,182	Clinton	
10,858	0	41	0	0	89,922	100,821	Effingham	
19,610	0	0	0	0	12,549	32,159	Fayette	
8,306	799	1,108	0	5,827	19,629	35,669	Jasper	
38,197	5,861	0	0	0	22,272	66,330	Marion	
35,008	536	0	0	0	13,610	49,154	Montgomery	
27,213	2,260	0	0	0	2,582	32,055	Shelby	
$215,924	$14,591	$1,149	$0	$5,827	$165,943	$403,434	Circuit Total	4th
$17,544	$0	$0	$0	$75,000	$31,220	$123,764	Clark	5th
0	0	0	0	0	272,136	272,136	Coles	
8,631	0	0	0	0	0	8,631	Cumberland	
12,113	1,756	0	0	86,000	11,036	110,905	Edgar	
0	0	5,694	5,201	0	83,042	93,937	Vermilion	
$38,288	$1,756	$5,694	$5,201	$161,000	$397,434	$609,373	Circuit Total	5th
$80,547	$2,223	$0	$6,556	$0	$59,988	$149,314	Champaign	6th
13,018	843	0	0	69,648	89,726	173,235	Dewitt	
12,193	192	0	0	0	175,869	188,254	Douglas	
103,724	1,536	0	0	35,002	128,960	269,222	Macon	
7,491	570	762	0	328,253	47,946	385,022	Moultrie	
9,187	2,718	0	0	0	19,875	31,780	Piatt	
$226,160	$8,082	$762	$6,556	$432,903	$522,364	$1,196,827	Circuit Total	6th
$922	$0	$0	$0	$0	$935	$1,857	Greene	7th
$227,347	0	0	0	0	0	227,347	Jersey	
52,754	0	0	0	0	40,410	93,164	Macoupin	
47,008	6,856	0	0	0	136,133	189,997	Morgan	
163,487	8,247	0	0	0	0	171,734	Sangamon	
6,294	0	0	0	0	10,682	16,976	Scott	
$497,812	$15,103	$0	$0	$0	$188,160	$701,075	Circuit Total	7th
$84,450	$19,299	$0	$0	$428,855	$43,587	$576,191	Adams	8th
9,904	0	0	0	0	82,577	92,481	Brown	
7,939	0	0	0	75,325	22,650	105,914	Calhoun	
14,424	0	515	0	0	63,509	78,448	Cass	
12,064	0	0	0	0	7,389	19,453	Mason	
7,952	0	0	0	0	5,112	13,064	Menard	
0	4,649	0	0	0	26,786	31,435	Pike	
3,852	0	0	0	0	25,342	29,194	Schuyler	
$140,585	$23,948	$515	$0	$504,180	$276,952	$946,180	Circuit Total	8th

DISTRIBUTION OF FUNDS HELD IN TRUST OR AGENCY CAPACITY

Circuit	County	Fees of Others								
		State's Attorney	Sheriff Service of Process	Sheriff Court Services	Law Library	Marriage Fund	County Fund to Finance Court System	Court Appointed Counsel	Municipal Attorney	Total Fees of Others Distributed
9th	Fulton	$5,859	$3,105	$7,161	$5,568	$0	$23,367	$6,773	$0	$51,833
	Hancock	8,712	3,420	0	0	0	9,838	225	0	22,195
	Henderson	7,149	3,818	296	3,522	1,472	9,473	1,132	0	26,862
	Knox	26,211	7,619	22,322	12,224	0	49,568	3,903	10,184	132,031
	McDonough	22,400	9,654	12,119	5,926	0	20,635	0	0	70,734
	Warren	17,585	7,392	7,875	4,836	0	18,126	931	911	57,656
9th	Circuit Total	$87,916	$35,008	$49,773	$32,076	$1,472	$131,007	$12,964	$11,095	$361,311
10th	Marshall	$5,880	$2,537	$6,238	$1,172	$180	$8,430	$660	$10	$25,107
	Peoria	63,817	20,650	199,316	82,957	0	114,479	4,374	0	485,593
	Putnam	603	0	1,072	312	10	6,408	0	0	8,405
	Stark	3,809	169	965	0	0	3,740	0	25	8,708
	Tazewell	15,721	19,997	55,465	15,805	1,760	91,941	21,032	560	222,281
10th	Circuit Total	$89,830	$43,353	$263,056	$100,246	$1,950	$224,998	$26,066	$595	$750,094
11th	Ford	$7,117	$1,325	$0	$2,146	$0	$14,487	$3,746	$0	$28,821
	Livingston	18,783	7,482	0	9,114	0	35,094	397	0	70,870
	Logan	17,181	7,013	16,534	7,732	350	33,015	0	0	81,825
	McLean	90,650	47,710	159,581	25,728	1,530	158,719	9,813	0	493,731
	Woodford	12,855	20,998	656	7,007	2,640	23,876	31,434	60	99,526
11th	Circuit Total	$146,586	$84,528	$176,771	$51,727	$4,520	$265,191	$45,390	$60	$774,773
12th	Will	$325,307	$39,369	$0	$84,617	$0	$343,610	$23,691	$0	$816,594
12th	Circuit Total	$325,307	$39,369	$0	$84,617	$0	$343,610	$23,691	$0	$816,594
13th	Bureau	$1,020	$1,514	$0	$1,399	$6,442	$310	$32,528	$0	$43,213
	Grundy	0	0	0	7,194	320	26,453	0	0	33,967
	LaSalle	53,231	2,681	0	23,661	0	90,316	0	0	169,889
13th	Circuit Total	$54,251	$4,195	$0	$32,254	$6,762	$117,079	$32,528	$0	$247,069
14th	Henry	$14,486	$8,107	$20,201	$10,355	$70	$48,501	$5,302	$170	$107,192
	Mercer	3,737	3,122	0	4,164	70	9,064	1,169	30	21,356
	Rock Island	24,345	3,900	5,624	0	0	150,489	5,240	5,042	194,640
	Whiteside	38,726	8,853	40,956	16,902	0	45,283	7,931	0	158,651
14th	Circuit Total	$81,294	$23,982	$66,781	$31,421	$140	$253,337	$19,642	$5,242	$481,839
15th	Carroll	$6,901	$0	$8,557	$3,211	$100	$0	$2,470	$40	$21,279
	Jo Daviess	2,820	4,838	0	4,108	200	18,900	0	0	30,866
	Lee	13,553	13,822	20,331	9,864	530	46,703	8,785	0	113,588
	Ogle	13,433	26,569	20,195	9,204	620	28,401	287	4,310	103,019
	Stephenson	42,814	23,447	0	14,977	470	60,641	1,702	508	144,559
15th	Circuit Total	$79,521	$68,676	$49,083	$41,364	$1,920	$154,645	$13,244	$4,858	$413,311
16th	DeKalb	$51,301	$0	$933	$16,139	$1,040	$68,765	$0	$0	$138,178
	Kane	250,014	0	0	112,154	6,124	287,257	0	244,074	899,623
	Kendall	3,400	1,383	0	4,988	340	33,943	370	344	44,768
16th	Circuit Total	$304,715	$1,383	$933	$133,281	$7,504	$389,965	$370	$244,418	$1,082,569
17th	Boone	$20,690	$3,508	$29,147	$7,352	$400	$37,796	$3,881	$0	$102,774
	Winnebago	80,520	29,773	192,115	76,646	2,470	230,064	480	0	612,068
17th	Circuit Total	$101,210	$33,281	$221,262	$83,998	$2,870	$267,860	$4,361	$0	$714,842
18th	DuPage	$337,010	$255,914	$178,532	$219,627	$8,160	$878,447	$1,037	$70,633	$1,949,360
18th	Circuit Total	$337,010	$255,914	$178,532	$219,627	$8,160	$878,447	$1,037	$70,633	$1,949,360
19th	Lake	$42,742	$40,249	$610,751	$138,222	$0	$552,810	$85,836	$73,350	$1,543,960
	McHenry	44,142	36,457	168,577	48,330	0	209,051	20,614	74,252	601,423
19th	Circuit Total	$86,884	$76,706	$779,328	$186,552	$0	$761,861	$106,450	$147,602	$2,145,383
20th	Monroe	$4,905	$0	$0	$1,234	$290	$7,469	$2,300	$0	$16,198
	Perry	10,392	2,420	0	3,000	20	15,546	0	0	31,378
	Randolph	11,959	6,066		2,680	240	19,675	0	0	40,620
	St. Clair	14,585	972	53,526	67,268	3,620	266,968	0	4,683	411,622
	Washington	6,590	413	0	1,039	0	13,181	0	0	21,223
20th	Circuit Total	$48,431	$9,871	$53,526	$75,221	$4,170	$322,839	$2,300	$4,683	$521,041
21st	Iroquois	$1,228	$1,183	$0	$2,214	$0	$23,510	$350	$0	$28,485
	Kankakee	16,762	14,710	0	26,757	2,269	56,634	0	0	117,132
21st	Circuit Total	$17,990	$15,893	$0	$28,971	$2,269	$80,144	$350	$0	$145,617
	Cook County	$1,511,491	$247,032	$0	$0	$2,297,589	$0	$0	$0	$4,056,112
	Downstate Total	$3,364,881	$971,032	$2,241,923	$1,464,400	$58,296	$5,549,492	$572,749	$593,261	$15,188,662
	State Total	$4,876,372	$1,218,064	$2,241,923	$1,464,400	$2,355,885	$5,549,492	$572,749	$593,261	$19,244,744

AND OF COLLECTIONS MADE FOR OTHERS (CONT.)

Miscellaneous Disbursements								
Restitution	Work Release Compensation	Abandoned Unclaimed Bail	Abondoned Unclaimed Property	Deposits from Judicial Sales	Other	Total Miscellaneous Disbursements	County	Circuit
$8,877	$1,845	$0	$0	$300	$202,590	$213,612	Fulton	9th
38,063	0	0	0	0	3,204	41,267	Hancock	
4,556	4,800	0	0	205,073	1,979	216,408	Henderson	
380	0	0	115	0	105,362	105,857	Knox	
3,614	0	5,201	0	0	39,423	48,238	McDonough	
4,044	0	0	0	0	4,539	8,583	Warren	
$59,534	$6,645	$5,201	$115	$205,373	$357,097	$633,965	Circuit Total	9th
$12,259	$1,659	$0	$0	$270	$6,444	$20,632	Marshall	10th
115,119	0	0	2,174	0	1,255,175	1,372,468	Peoria	
1,594	0	0	0	0	8,175	9,769	Putnam	
4,233	0	0	0	74,879	6,087	85,199	Stark	
15,218	0	0	688	0	14,386	30,292	Tazewell	
$148,423	$1,659	$0	$2,862	$75,149	$1,290,267	$1,518,360	Circuit Total	10th
$18,214	$0	$371	$0	$0	$56,511	$75,096	Ford	11th
621	10,588	0	0	40,246	156,935	208,390	Livingston	
0	0	0	0	0	24,595	24,595	Logan	
26,071	11,084	0	2,068	153,159	453,643	646,025	McLean	
1,447	0	0	0	0	75,554	77,001	Woodford	
$46,353	$21,672	$371	$2,068	$193,405	$767,238	$1,031,107	Circuit Total	11th
$58,316	$0	$0	$0	$0	$1,225,672	$1,283,988	Will	12th
$58,316	$0	$0	$0	$0	$1,225,672	$1,283,988	Circuit Total	12th
$10,738	$0	$0	$0	$0	$84,448	$95,186	Bureau	13th
2,137	0	6,514	0	0	0	8,651	Grundy	
25,084	2,376	0	0	0	5,571	33,031	LaSalle	
$37,959	$2,376	$6,514	$0	$0	$90,019	$136,868	Circuit Total	13th
$0	$0	$0	$0	$0	$0	$0	Henry	14th
12	719	0	0	29,492	3,745	33,968	Mercer	
0	0	0	0	0	705	705	Rock Island	
4,115	45,647	0	0	0	8,767	58,529	Whiteside	
$4,127	$46,366	$0	$0	$29,492	$13,217	$93,202	Circuit Total	14th
$0	$5,171	$0	$0	$0	$0	$5,171	Carroll	15th
2,752	11,223	0	0	0	4,201	18,176	Jo Daviess	
158	34,245	0	0	0	9,753	44,156	Lee	
37,565	41,187	0	1,448	0	15,178	95,378	Ogle	
5,656	35,185	0	0	0	116,618	157,459	Stephenson	
$46,131	$127,011	$0	$1,448	$0	$145,750	$320,340	Circuit Total	15th
$0	$34,831	$0	$0	$0	$74,933	$109,764	DeKalb	16th
0	0	0	0	0	414,061	414,061	Kane	
20,346	914	0	0	0	11,781	33,041	Kendall	
$20,346	$35,745	$0	$0	$0	$500,775	$556,866	Circuit Total	16th
$20,459	$24,799	$0	$0	$0	$3,806	$49,064	Boone	17th
75,659	0	7,658	1,472	0	1,186,187	1,270,976	Winnebago	
$96,118	$24,799	$7,658	$1,472	$0	$1,189,993	$1,320,040	Circuit Total	17th
$0	$360,647	$35,717	$0	$0	$7,626,981	$8,023,345	DuPage	18th
$0	$360,647	$35,717	$0	$0	$7,626,981	$8,023,345	Circuit Total	18th
$497,017	$0	$54,159	$8,940	$22,726	$23,888	$606,730	Lake	19th
123,958	0	0	0	0	49,022	172,980	McHenry	
$620,975	$0	$54,159	$8,940	$22,726	$72,910	$779,710	Circuit Total	19th
$11,021	$0	$0	$0	$0	$40,540	$51,561	Monroe	20th
17,086	0	0	0	0	145,464	156,266	Perry	
21,854	0	0	0	0	91,343	113,197	Randolph	
36,398	0	0	0	0	752,925	789,323	St. Clair	
4,342	480	0	0	0	47,955	52,777	Washington	
$90,701	$480	$0	$0	$0	$1,078,227	$1,169,408	Circuit Total	20th
$21,913	$0	$0	$0	$0	$0	$21,913	Iroquois	21st
0	0	0	0	0	149,586	149,586	Kankakee	
$21,913	$0	$0	$0	$0	$149,586	$171,499	Circuit Total	21st
$0	$0	$0	$0	$0	$0	$0	Cook County	
$2,857,150	$698,264	$117,740	$28,662	$1,672,656	$17,429,947	$22,804,419	Downstate Total	
$2,857,150	$698,264	$117,740	$28,662	$1,672,656	$17,429,947	$22,804,419	State Total	

The Circuit Court of Cook County 1989 Caseload and Statistical Records

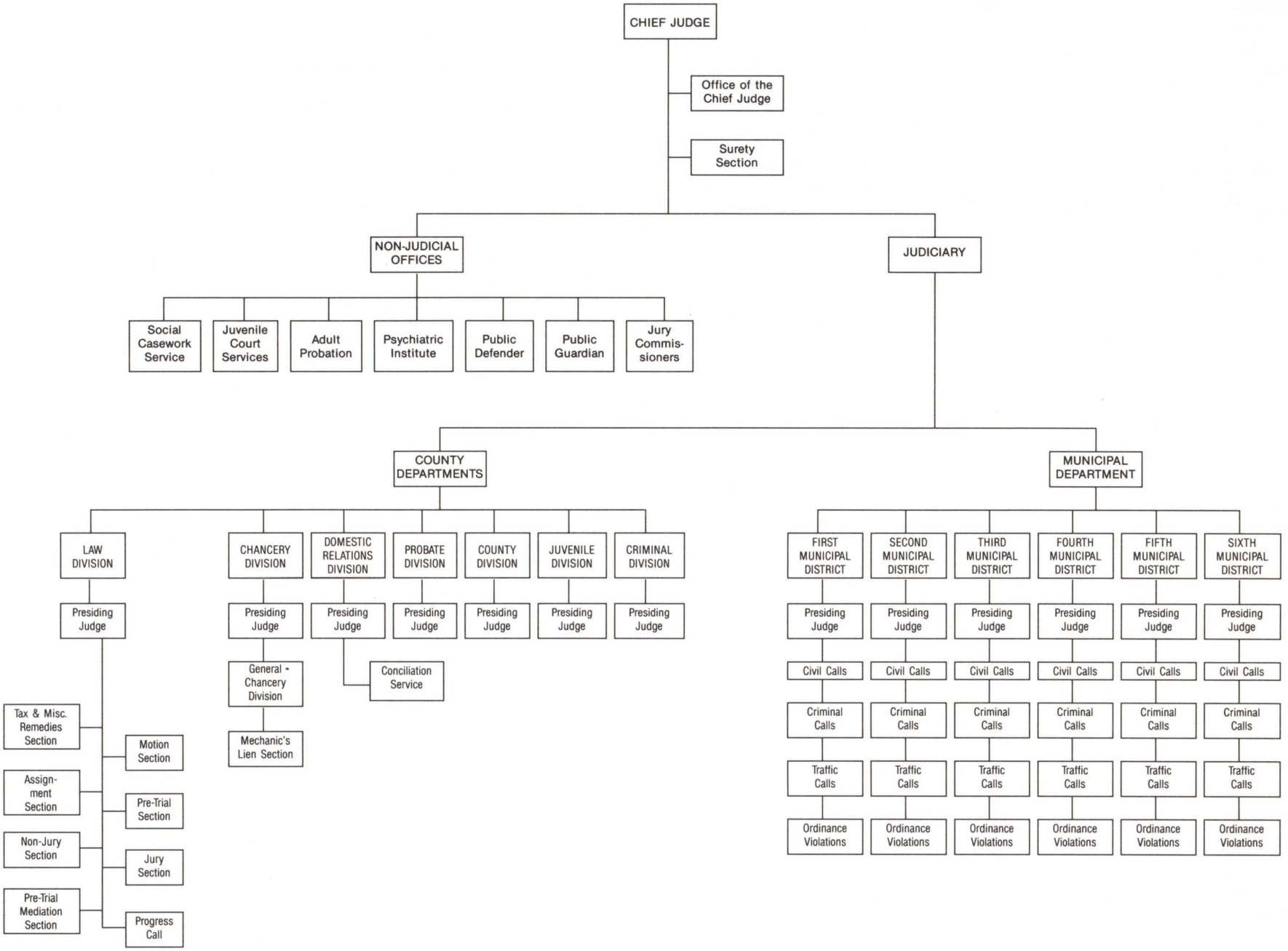
CHIEF JUDGE
Office of the Chief Judge
Surety Section
NON-JUDICIAL OFFICES
Social Casework Service
Juvenile Court Services
Adult Probation
Psychiatric Institute
Public Defender
Public Guardian
Jury Commis-sioners
JUDICIARY
COUNTY DEPARTMENTS
LAW DIVISION
Presiding Judge
Tax & Misc. Remedies Section
Assign-ment Section
Non-Jury Section
Pre-Trial Mediation Section
Motion Section
Pre-Trial Section
Jury Section
Progress Call
CHANCERY DIVISION
Presiding Judge
General - Chancery Division
Mechanic's Lien Section
DOMESTIC RELATIONS DIVISION
Presiding Judge
Conciliation Service
PROBATE DIVISION
Presiding Judge
COUNTY DIVISION
Presiding Judge
JUVENILE DIVISION
Presiding Judge
CRIMINAL DIVISION
Presiding Judge
MUNICIPAL DEPARTMENT
FIRST MUNICIPAL DISTRICT
SECOND MUNICIPAL DISTRICT
THIRD MUNICIPAL DISTRICT
FOURTH MUNICIPAL DISTRICT
FIFTH MUNICIPAL DISTRICT
SIXTH MUNICIPAL DISTRICT
Presiding Judge
Civil Calls
Criminal Calls
Traffic Calls
Ordinance Violations

STATISTICAL REPORT ON THE CIRCUIT COURT OF COOK COUNTY, ILLINOIS FOR 1989

TREND OF CASES IN THE CIRCUIT COURT OF COOK COUNTY

COUNTY DEPARTMENTS			Pending At Start	Filed	Reinstated	Transferred	Total Added	Disposed Of	Adjustment	Pending At End	Inventory Increase/ Decrease	Percent Change Pending	% Disposed As a % of Total Added
Division	Type of Case												
LAW	Law Ad Damnum Cases Over $15,000	Jury	59,738	a) 3,301	2,057	10,632	15,990	b) 19,658	0	56,070	−3668	−6.14%	122.94%
		Non-Jury	14,375	c) 15,210	2,516	−10,632	7,094	d) 9,763	0	11,706	−2669	−18.57%	137.62%
	Tax		357	264	17	0	281	190	0	448	91	25.49%	67.62%
	Eminent Domain		508	148	3	0	151	175	0	484	−24	−4.72%	115.89%
	Miscellaneous Remedy		2,283	1,742	252	0	1,994	1,498	0	2,779	496	21.73%	75.13%
	Sub-Total		77,261	20,665	4,845	0	25,510	31,284	0	71,487	−5774	−7.47%	122.63%
Chancery	Chancery		14,116	11,867	528	0	12,395	11,929	0	14,582	466	3.30%	96.24%
Domestic Relations	Domestic Relations		17,584	20,834	4424	0	25,258	23,158	0	19,684	2,100	11.94%	91.69%
	Reciprocal Non-Support		9,340	4,230	7,327	0	11,557	7,213	0	13,684	4,344	46.51%	62.41%
	Sub-Total		26,924	25,064	11,751	0	36,815	30,371	0	33,368	6,444	23.93%	82.50%
COUNTY	Tax		70,237	21,689	0	0	21,689	22,263	0	69,663	−574	−0.82%	102.65%
	Mental Health		75	4,657	0	0	4,657	4,643	0	89	14	18.67%	99.70%
	Adoptions, Marriages of Minors, Order of Protection		1,283	1,914	0	0	1,914	1,920	0	1,277	−6	−0.47%	100.31%
	Municipal Corporations & Election Matters		312	37	0	0	37	28	0	321	9	2.88%	75.68%
	Sub-Total		71,907	28,297	0	0	28,297	28,854	0	71,350	−557	−0.77%	101.97%
Probate	Estates		15,422	7,178	0	0	7,178	7,188	0	15,412	−10	−0.06%	100.14%
	Guardianships		3,957	3,442	0	0	3,442	4,035	0	3,364	−593	−14.99%	117.23
	Disabled Adults		4,874	1,569	0	0	1,569	1,485	2	4,960	86	1.76%	94.65%
	Sub-Total		24,253	12,189	0	0	12,189	12,708	2	23,736	−517	−2.13%	104.26%
Juvenile	Delinquency		15,372	16,897	16	0	16,913	20,937	0	11,348	−4,024	−26.18%	123.79%
	Dependency/Neglected		9,168	7,135	0	0	7,135	5,470	0	10,833	1,665	18.16%	76.66%
	Minors in Need of Authoritative Intervention		5	115	47	0	162	109	0	58	53	1060.00%	67.28%
	Sub-Total		24,545	24,147	63	0	24,210	26,516	0	22,239	−2,306	−9.39%	109.52%
Criminal	Felony (Indictments & Information)		15,418	e) 28,660	4,624	0	33,284	f) 31,212	0	17,490	2,072	13.44%	93.77%
County Departments	Sub-Total		254,424	150,889	21,811	0	172,700	172,874	2	254,252	−172	−0.07%	100.10%
MUNICIPAL DEPARTMENTS													
DISTRICTS ONE THRU SIX	Law Ad Damnum Cases $15,000 or Less	Jury	10,730	g) 672	1,253	7,227	9,152	h)8,475	−131	11,276	546	5.09%	92.60%
		Non-Jury	41,178	i) 44,689	3,364	−7,074	40,979	j) 35,563	−246	46,348	5,170	12.56%	86.78%
	Small Claims		133,108	107,351	4,207	−153	111,405	97,850	−399	146,264	13,156	9.88%	87.83%
	Tax		19	0	2	0	2	3	0	18	−1	−5.26%	0.00%
	Felony (Indictments & Informations)		3,550	3,855	2,167	0	6,022	5,947	−2	3,623	73	2.06%	98.75%
	Felony (Preliminary Hearings)		20,660	50,536	2,145	0	52,681	63,312	11,095	21,124	464	2.25%	120.18%
	Housing		14,478	7,014	35	0	7,049	7,808	3,211	16,930	2,452	16.94%	110.77%
	Paternity		22,262	28,179	8,065	0	36,244	36,709	−55	21,742	−520	−2.34%	101.28%
	Misdemeanors, Ordinance-Conservation Violations		301,365	234,490	6,308	0	240,798	347,011	146,061	341,213	39,848	13.22%	144.11%
	Traffic Cases**		0	1,506,007	0	0	1,506,007	1,726,076	0	0	0	0.00%	114.61%
	Parking Cases*		0	5,181,532	0	0	5,181,532	1,025,415	0	0	0	0.00%	19.79%
Municipal Departments	Sub-Totals*		547,350	1,982,793	27,546	0	2,010,339	2,328,754	159,534	608,538	61,188	11.18%	115.84%
Grand Total — County & Municipal*			801,774	2,133,682	49,357	0	2,183,039	2,501,628	159,536	862,790	61,016	7.61%	114.59%

*Traffic & Parking Cases are shown in this report, but are not calculated into the Municipal Department totals or in Grand totals.

**Does not include Parking cases. (a) Includes 167 cases removed from special calendar. (b) Includes 239 cases placed on special calendar. (c) Includes 48 cases removed from special calendar. (d) Includes 307 cases placed on special calendar. (e) Includes 94 cases transferred in from Districts One through Six to the Criminal Division for trial, competency hearings, case consolidations, etc. (f) Includes 2074 cases filed and transferred out to District Two through Six for trial etc. (g) Includes 18 cases removed from special calendar. (h) Includes 32 cases placed on special calendar. (i) Includes 93 cases removed from special calendar. (j) Includes 725 cases placed on special calendar.

TREND OF CASES IN THE MUNICIPAL DEPARTMENT, CIRCUIT COURT OF COOK COUNTY DURING 1989

		Pending At Start	Filed	Reinstated	Transferred	Total Added	Disposed of	Adjustment	Pending At End	Inventory Increase+ Decrease−	Percent Change Pending	No. Disposed As A % of Total Added
LAW JURY CASES $15,000 OR LESS	DIST. 1	8,566	373	880	5,867	7,120	6,439	1	9,248	682	7.96%	90.44%
	DIST. 2	645	108	3	181	292	493	0	444	−201	−31.16%	168.84%
	DIST. 3	522	57	27	465	549	420	0	651	129	24.71%	76.50%
	DIST. 4	482	21	220	335	576	363	−253	442	−40	−8.30%	63.02%
	DIST. 5	188	73	7	0	80	245	121	144	−44	−23.40%	306.25%
	DIST. 6	327	40	116	379	535	515	0	347	20	6.12%	96.26%
LAW NON-JURY CASES $15,000 OR LESS	DIST. 1	38,291	39,126	2,591	−5,867	35,850	30,453	0	43,688	5,397	14.09%	84.95%
	DIST. 2	465	902	351	−181	1,072	1,089	2	450	−15	−3.23%	101.59%
	DIST. 3	252	1,149	184	−409	924	883	0	293	41	16.27%	95.56%
	DIST. 4	653	842	68	−290	620	869	−26	378	−275	−42.11%	140.16%
	DIST. 5	327	903	35	0	938	620	−222	423	96	29.36%	66.10%
	DIST. 6	1,190	1,767	135	−327	1,575	1,649	0	1,116	−74	−6.22%	104.70%
SMALL CLAIMS	DIST. 1	120,280	87,924	3,507	0	91,431	78,860	0	132,851	12,571	10.45%	86.25%
	DIST. 1 PRO SE	6,862	3,993	320	0	4,313	3,622	−42	7,511	649	9.46%	83.98%
	DIST. 2	843	1,977	26	0	2,003	1,925	−10	911	68	8.07%	96.11%
	DIST. 3	603	2,124	109	−56	2,177	2,150	−11	619	16	2.65%	98.76%
	DIST. 4	968	2,548	53	−45	2,556	2,755	−370	399	−569	−58.78%	107.79%
	DIST. 5	244	1,842	49	0	1,891	1,568	34	601	357	146.31%	82.92%
	DIST. 6	3,308	6,943	143	−52	7,034	6,970	0	3,372	64	1.93%	99.09%
TAX	DIST. 1	19	0	2	0	2	3	0	18	−1	−5.26%	0.00%
	DIST. 2	0	0	0	0	0	0	0	0	0	0.00%	0.00%
	DIST. 3	0	0	0	0	0	0	0	0	0	0.00%	0.00%
	DIST. 4	0	0	0	0	0	0	0	0	0	0.00%	0.00%
	DIST. 5	0	0	0	0	0	0	0	0	0	0.00%	0.00%
	DIST. 6	0	0	0	0	0	0	0	0	0	0.00%	0.00%
FELONY (INDICTMENT & INFORMATION)	DIST. 1	0	657	0	0	657	657	0	0	0	0.00%	100.00%
	DIST. 2	842	548	671	0	1,219	991	0	1,070	228	27.08%	81.30%
	DIST. 3	308	452	287	0	739	704	0	343	35	11.36%	95.26%
	DIST. 4	651	719	529	0	1,248	1,241	−2	656	5	0.77%	99.44%
	DIST. 5	422	402	204	0	606	524	0	504	82	19.43%	86.47%
	DIST. 6	1,327	1,077	476	0	1,553	1,830	0	1,050	−277	−20.87%	117.84%
FELONY (PRELIMINARY HEARINGS) (1)	DIST. 1	13,956	41,291	0	0	41,291	51,222	11,095	15,120	1,164	8.34%	124.05%
	DIST. 2	2,218	1,703	0	0	1,703	2,768	0	1,153	−1,065	−48.02%	162.54%
	DIST. 3	2,090	1,960	0	0	1,960	1,800	0	2,250	160	7.66%	91.84%
	DIST. 4	509	2,516	1,791	0	4,307	4,050	0	766	257	50.49%	94.03%
	DIST. 5	197	1,328	354	0	1,682	1,839	0	40	−157	−79.70%	109.33%
	DIST. 6	1,690	1,738	0	0	1,738	1,633	0	1,795	105	6.21%	93.96%
HOUSING*	DIST. 1	14,402	7,002	34	0	7,036	7,789	3,211	16,860	2,458	17.07%	110.70%
	DIST. 2	*	*	*	*	*	*	*	*	*	*	*
	DIST. 3	*	*	*	*	*	*	*	*	*	*	*
	DIST. 4	*	*	*	*	*	*	*	*	*	*	*
	DIST. 5	*	*	*	*	*	*	*	*	*	*	*
	DIST. 6	76	12	1	0	13	19	0	70	−6	−7.89%	146.15%

TREND OF CASES IN THE MUNICIPAL DEPARTMENT, CIRCUIT COURT OF COOK COUNTY DURING 1989

		Pending At Start	Filed	Rein-stated	Trans-ferred	Total Added	Disposed of	Adjust-ment	Pending At End	Inventory Increase + Decrease −	Percent Change Pending	No. Disposed As A % of Total Added
PATERNITY**	DIST. 1	20,066	23,008	7,800	0	30,808	32,553	−28	18,293	−1773	−8.84%	105.66%
	DIST. 2	367	1,075	50	0	1,125	417	−5	1,070	703	191.55%	37.07%
	DIST. 3	0	0	0	0	0	0	0	0	0	0.00%	0.00%
	DIST. 4	671	1,169	103	0	1,272	1,086	−22	835	164	24.44%	85.38%
	DIST. 5	**	**	**	**	**	**	**	**	**	**	**
	DIST. 6	1,158	2,927	112	0	3,039	2,653	0	1,544	386	33.33%	87.30%
MISDEMEANORS, ORDINANCE VIOLATIONS, & CONSERVATION VIOLATIONS (1)	DIST. 1	245,557	170,781	0	0	170,781	266,667	146,061	295,732	50,175	20.43%	156.15%
	DIST. 2	7,914	8,544	0	0	8,544	10,331	0	6,127	−1,787	−22.58%	120.92%
	DIST. 3	10,717	11,314	0	0	11,314	13,169	0	8,862	−1,855	−17.31%	116.40%
	DIST. 4	12,995	13,023	6,308	0	19,331	18,599	0	13,727	732	5.63%	96.21%
	DIST. 5	8,723	11,385	0	0	11,385	14,917	0	5,191	−3,532	−40.49%	131.02%
	DIST. 6	15,459	19,443	0	0	19,443	23,328	0	11,574	−3,885	−25.13%	119.98%
TRAFFIC (2)	DIST. 1	—	773,700	0	0	773,700	791,026	—	—	—	—	102.24%
	DIST. 2	—	138,593	0	0	138,593	185,064	—	—	—	—	133.53%
	DIST. 3	—	173,588	0	0	173,588	224,199	—	—	—	—	129.16%
	DIST. 4	—	145,247	0	0	145,247	181,305	—	—	—	—	124.83%
	DIST. 5	—	133,527	0	0	133,527	170,354	—	—	—	—	127.58%
	DIST. 6	—	141,352	0	0	141,352	174,128	—	—	—	—	123.19%
PARKING CASES **	DIST. 1	—	5,092,677	0	0	5,092,677	888,879	—	—	—	—	17.45%
	DIST. 2	—	8,065	0	0	8,065	21,953	—	—	—	—	272.20%
	DIST. 3	—	17,629	0	0	17,629	27,162	—	—	—	—	154.08%
	DIST. 4	—	13,344	0	0	13,344	28,335	—	—	—	—	212.34%
	DIST. 5	—	30,368	0	0	30,368	27,155	—	—	—	—	89.42%
	DIST. 6	—	19,449	0	0	19,449	31 931	—	—	—	—	164.18%
DISTRICT TOTALS ***	DIST. 1	467,999	1,147,855	15,134	0	1,162,989	1,269,291	160,298	539,321	71,322	15.24%	109.14%
	DIST. 2	13,294	153,450	1,101	0	154,551	203,078	−13	11,225	−2,069	−15.56%	131.40%
	DIST. 3	14,492	190,644	607	0	191,251	243,325	−11	13,018	−1,474	−10.17%	127.23%
	DIST. 4	16,929	166,085	9,072	0	175,157	210,268	−673	17,203	274	1.62%	120.05%
	DIST. 5	10,101	149,460	649	0	150,109	190,067	−67	6,903	−3,198	−31.66%	126.62%
	DIST. 6	24,535	175,299	983	0	176,282	212,725	0	20,868	−3,667	−14.95%	120.67%
GRAND TOTALS — MUNICIPAL DEPARTMENTS (PAGES 3-5)		547,350	1,982,793	27,546	0	2,010,339	2,328,754	159,534	608,538	61,188	11.18%	115.84%

* Housing matters are filed and disposed of "general law" cases in Districts 2 through 5.

** All paternity matters in District 5 filed and disposed in District 4.

*** Parking cases are not calculated into District Totals.

(1) Indicated the dispositions of charges and not cases.

(2) Includes both Major and Minor traffic cases. Does not include Parking cases.

IN THE LAW DIVISION, COUNTY DEPARTMENT, CIRCUIT COURT OF COOK COUNTY STATISTICAL REPORT ON LAW CASES DURING 1989

AGE OF PENDING CASES ON DECEMBER 31, 1989

			1984 & Earlier	During 1985	During 1986	During 1987	During 1988	During 1989	Totals
LAW CASES OVER $15,000	Jury	Number Pending	5,842	7,496	8,724	11,498	13,273	9,237	56,070
		% of Total Pending Inventory	10.4%	13.4%	15.6%	20.5%	23.7%	16.5%	100%
	Non-Jury	Number Pending	147	172	412	928	3,310	6,737	11,706
		% of Total Pending Inventory	1.3%	1.5%	3.5%	7.9%	28.3%	57.6%	100%

AVERAGE TIME INTERVAL BETWEEN DATE OF FILING AND DATE OF DISPOSITION OF LAW JURY CASES

	Law Jury Cases Terminated by Verdict			
	Number of Verdicts Reached During the Period	Months Elapsed Between Date of Filing and Date of Verdict		
Calendar		Maximum	Minimum	Average
Standard	531	145	7	84.3
Special	5	116	37	73.4
Total	526	145	7	84.2

*Reflects time case is handled in Jury Trial Section and does not include time on special calendars.
**Indicates cases which were at one time on a special calendar.

	Law Jury Cases Disposed of by Any Means Including Verdict			
	Total Number of Cases Disposed of During the Period	Months Elapsed Between Date of Filing and Date of Disposition		
Calendar		Maximum	Minimum	Average
Total	19,263	208	1	47.0

CASES DISPOSED OF BY THE JUDGES IN THE JURY TRIAL SECTION DURING THE PERIOD

	Cases* Assigned for Trial or Pre-Trial						
		Method of Disposition					
		Dismissed		Judgment on Finding	Judgment on Verdict	Total Cases Returned to Assignment Judge**	Total Cases Assigned
Law Jury Trial Section	Total Cases Disposed of	For Want of Prosecution	By Agreement				
Total	5,209	284	3,091	1,299	535	3,089	8,165

*Includes law, tax, condemnation and miscellaneous remedy suits heard and disposed of by judges in the Jury Trial Section.
**Includes mistrials

IN THE MUNICIPAL DEPARTMENT, CIRCUIT COURT OF COOK COUNTY
DISTRICTS ONE THRU SIX, LAW JURY CASES DURING 1989

AVERAGE TIME INTERVAL BETWEEN DATE OF FILING AND DATE OF DISPOSITION OF LAW JURY CASES

		Law Jury Cases Terminated by Verdict			
		Number of Verdicts Reached During the Period	Months Elapsed Between Date of Filing and Date of Verdict		
			Maximum	Minimum	Average
District One	—	501	114	2	24.3
District Two	—	19	42.3	1.8	7.1
District Three	—	23	36.1	4.1	9.2
District Four	—	10	51.4	11.3	21.0
District Five	—	9	21.1	8.8	12.0
District Six	—	33	40.7	0.9	6.7
TOTAL		595	114	0.9	21.9

		All Law Jury Cases Disposed of by Any Means Including Verdict			
		Total Number of Cases Disposed of During the Period	Months Elapsed Between Date of Filing and Date of Disposition		
			Maximum	Minimum	Average
District One	—	147,126	226	1	8.2
District Two	—	216	48.2	0.7	13.4
District Three	—	385	68.0	0.9	12.6
District Four	—	329	58.5	0.9	15.9
District Five	—	249	33.2	0.5	20.8
District Six	—	490	87.0	0.7	13.9
TOTAL		148,795	226	0.5	8.3

LAW

IN THE MUNICIPAL DEPARTMENT, CIRCUIT COURT OF COOK COUNTY, DISTRICTS ONE THRU SIX, DECEMBER 31, 1989

AGE OF PENDING LAW CASES

DISTRICT 1			1984 & Earlier	During 1985	During 1986	During 1987	During 1988	During 1989	Totals
LAW CASES $15,000 OR LESS	Jury	Number Pending	122	260	1,236	2,109	4,846	5,798	14,371
		% of Total Pending Inventory	0.8%	1.8%	8.6%	14.7%	33.7%	40.3%	100%
	Non-Jury	Number Pending	42,344	34,793	30,717	37,464	41,426	79,318	266,062
		% of Total Pending Inventory	15.9%	13.1%	11.5%	14.1%	15.8%	29.8%	100%

DISTRICT 2			1984 & Earlier	During 1985	During 1986	During 1987	During 1988	During 1989	Totals
LAW CASES $15,000 OR LESS	Jury	Number Pending	0	36	79	39	88	202	444
		% of Total Pending Inventory	—	8.1%	17.8%	8.8%	19.8%	45.5%	100%
	Non-Jury	Number Pending	0	48	57	19	96	230	450
		% of Total Pending Inventory	—	10.7%	12.7%	4.2%	21.3%	51.2%	100%

DISTRICT 3			1984 & Earlier	During 1985	During 1986	During 1987	During 1988	During 1989	Total
LAW CASES $15,000 OR LESS	Jury	Number Pending	0	0	9	94	243	276	622
		% of Total Pending Inventory	—	—	1.4%	15.1%	39.1%	44.4%	100%
	Non-Jury	Number Pending	0	0	0	0	1	292	293
		% of Total Pending Inventory	—	—	—	—	0.3%	99.7%	100%

DISTRICT 4			1984 & Earlier	During 1985	During 1986	During 1987	During 1988	During 1989	Total
LAW CASES $15,000 OR LESS	Jury	Number Pending	0	8	15	49	154	216	442
		% of Total Pending Inventory	—	1.8%	3.4%	11.1%	34.8%	48.9%	100%
	Non-Jury	Number Pending	0	5	5	10	69	289	378
		% of Total Pending Inventory	—	1.3%	1.3%	2.6%	18.3%	76.5%	100%

DISTRICT 5			1984 & Earlier	During 1985	During 1986	During 1987	During 1988	During 1989	Total
LAW CASES $15,000 OR LESS	Jury	Number Pending	0	0	0	2	48	205	255
		% of Total Pending Inventory	—	—	—	0.8%	18.8%	80.4%	100%
	Non-Jury	Number Pending	0	0	0	0	44	250	294
		% of Total Pending Inventory	—	—	—	—	15.0%	85.0%	100%

IN THE MUNICIPAL DEPARTMENT, CIRCUIT COURT OF COOK COUNTY, DISTRICTS ONE THRU SIX, DECEMBER 31, 1989 — continued

AGE OF PENDING LAW CASES

DISTRICT 6			1984 & Earlier	During 1985	During 1986	During 1987	During 1988	During 1989	Total
LAW CASES $15,000 OR LESS	Jury	Number Pending	0	0	3	11	118	215	347
		% of Total Pending Inventory	—	—	0.9%	3.2%	34.0%	61.9%	100%
	Non-Jury	Number Pending	0	0	0	0	472	644	1,116
		% of Total Pending Inventory	—	—	—	—	42.2%	57.8%	100%

DISTRICT TOTALS			1984 & Earlier	During 1985	During 1986	During 1987	During 1988	During 1989	Total
LAW CASES $15,000 OR LESS	Jury	Number Pending	122	304	1,342	2,304	5,497	6,912	16,481
		% of Total Pending Inventory	0.7%	1.8%	8.1%	14.0%	33.4%	41.9%	100%
	Non-Jury	Number Pending	42,344	34,846	30,779	37,493	42,108	81,023	268,593
		% of Total Pending Inventory	15.8%	13.0%	11.5%	14.0%	15.7%	30.2%	100%

COUNTY DEPARTMENT

IN THE DOMESTIC RELATIONS DIVISION, COUNTY DEPARTMENT, CIRCUIT COURT OF COOK COUNTY DURING 1989

TOTAL DIVORCE CASES TERMINATED - 23,126

PART I

TOTAL JUDGMENTS -17,963

1. Dissolution of Marriage	- 17,850
2. Legal Separation	- 62
3. Declaration of Invalidity	- 51

PART II

TOTAL DISMISSALS - 5,163

1. Dissolution of Marriage	- 5,077
2. Legal Separation	- 75
3. Declaration of Invalidity	- 11

JUVENILE

IN THE CIRCUIT COURT OF COOK COUNTY COUNTY DEPARTMENT, JUVENILE DIVISION

FOR THE YEAR 1989

Type of Petition	Active Petitions Pending Beginning of Year	Petitions Filed During the Year	Petitions Reinstated During Year	Petitions Disposed of During Year	Active Petitions Pending at End of Year
Delinquent	15,372	16,897	16	19,937	12,348
Dependent-Neglect	9,168	7,135	0	5,470	10,833
Minor in Need of Authoritative Intervention	5	115	47	109	58
Total	24,545	24,147	63	25,516	23,239

COUNTY

TREND OF CASES IN THE COUNTY DIVISION, CIRCUIT COURT OF COOK COUNTY DURING 1989

Type of Cases			Pending at Start	Filed	Terminated	Pending at End
(A) TAX						
	(1) Special Assessments	a. Chicago	697	111	24	784
		b. Suburban	542	17	36	523
	(2) Tax Deeds		5,879	3,178	2,892	6,165
	(3) Scavenger Tax Deeds		2,951	840	1,550	2,241
	(4) Inheritance Tax Petitions		565	123	177	511
	(5) Inheritance Tax Reassessments		258	6	0	264
	(6) Tax Refund Petitions		299	22	6	315
	(7) Tax Objections		58,172	17,100	17,227	58,045
	(8) Tax Condemnation (in conjunction with special assessments)		71	0	0	71
	(9) Other		803	292	351	744
	SUB-TOTAL		70,237	21,689	22,263	69,663
(B) ADOPTIONS			1,279	1,913	1,919	1,273
(C) MENTAL HEALTH						
	(1) Commitment Petitions	a. Adults	70	4,635	4,620	85
		b. Minors	5	22	23	4
	(2) Restoration Petitions	a. Adults	0	0	0	0
		b. Minors	0	0	0	0
	(3) Discharge Petitions	a. Adults	0	0	0	0
		b. Minors	0	0	0	0
	SUB-TOTAL		75	4,657	4,643	89
(D) MUNICIPAL CORPORATIONS			312	37	28	321
(E) MARRIAGE OF MINORS			4	1	1	4
GRAND TOTAL			71,907	28,297	28,854	71,350

CIRCUIT COURT OF COOK COUNTY, ILLINOIS JUVENILE DIVISION FOR THE YEAR OF 1989

DELINQUENT CHARGES	MALE	FEMALE	TOTAL
VIOLENT CHARGES — INDEX OFFENSES			
Homicide	20	2	22
Criminal Sexual Assault	332	11	343
Aggravated Assault/Aggravated Battery	2,095	315	2,410
Armed Robbery	339	31	370
Unarmed Robbery	1,156	80	1,236
TOTAL-VIOLENCE CHARGES — INDEX OFFENSES	3,942	439	4,381
PROPERTY OFFENSES — INDEX OFFENSES			
Arson	99	6	105
Burglary	4,306	170	4,476
Auto Theft	1,657	58	1,715
Theft Over $300	704	67	771
TOTAL PROPERTY OFFENSES — SELECTED INDEX OFF.	6,766	301	7,067
Drug Charges	2,243	139	2,382
Other Delinquency Charges	13,212	1,514	14,726
TOTAL — ALL DELINQUENCY CHARGES	26,163	2,393	28,556
STATUS OFFENSES			
Runaway	24	55	79
Beyond Control, Ungovernable	4	8	12
Addicted to Drugs, Alcohol	1	2	3
Other Status Offenses	—	—	—
TOTAL — STATUS OFFENSES	29	65	94
ABUSE, NEGLECT, DEPENDENCY			
Abuse	2,464	2,575	5,039
Neglect	3,183	2,746	5,929
Dependency	1,650	1,553	3,203
TOTAL — ABUSE, NEGLECT, DEPENDENCY	7,297	6,874	14,171
OTHER CHARGES	—	—	—
TOTAL — ALL CHARGES	33,489	9,332	42,821

*Attempted offenses are included under the same hearings as actual offenses charged, except for attempted murder, which is under the hearing of 'aggravated assault and aggravated battery'.

FELONY

IN THE MUNICIPAL DEPARTMENTS, CIRCUIT COURT OF COOK COUNTY, DISTRICTS ONE THRU SIX DURING 1989

NATURE OF DISPOSITION OF PRELIMINARY HEARINGS

	Method of Disposition*									
	Superseded By Indictment/Information or Finding of Probable Cause	No Probable Cause	Bond Forfeiture W/ or W/O Warrant	Dismissed for Want of Prosecution	Nolle Prosequi	Stricken Off With Leave to Reinstate	Leave to File Denied	Off Call/ Other Dismissal	Non-Suit	Totals
District 1	22,695	9,034	7,849	9	11,598	860	35	50	68	52,198
District 2	1,088	109	329	1	43	1,188	5	4	1	2,768
District 3	948	51	354	2	115	315	0	11	4	1,800
District 4	1,221	349	402	0	1,790	281	0	5	2	4,050
District 5	704	30	161	0	883	54	3	4	0	1,839
District 6	980	41	238	0	287	56	0	9	1	1,612
TOTAL	27,636	9,614	9,333	12	14,716	2,754	43	83	76	64,267

*Indicates the disposition of felony charges and not cases.

IN THE CRIMINAL DIVISION, COUNTY DEPARTMENT, AND IN THE MUNICIPAL DEPARTMENTS — DISTRICTS ONE THRU SIX

Disposition of Defendants* Charged With Offenses by Indictment & Information

	Not Convicted						Convicted				
					Acquitted by						
	Nolle	S.O.L.	Reduced to Misdemeanor	Other Discharge	Bench Trial	Jury Trial	** Guilty Plea	** Bench Trial	** Jury Trial	Found Unfit to Be Tried	Total Defendants Disposed of
Criminal Division	2,294	6,912	454	253	1,835	120	17,952	2,633	436	199	33,088
District 1	0	1	0	2	0	0	684	0	0	0	687
District 2	56	100	95	35	42	2	756	22	1	1	1,110
District 3	48	53	69	7	19	2	540	14	6	2	760
District 4	54	74	83	21	26	0	1,005	20	5	4	1,292
District 5	47	1	18	3	9	1	424	12	7	0	522
District 6	100	9	58	15	41	11	1,689	52	37	2	2,014
Totals	2,599	7,150	777	336	1,972	136	23,050	2,753	492	208	39,473

*Not necessarily different defendants.
**Includes defendants found to be "guilty, but mentally ill."

FELONY

IN THE CRIMINAL DIVISION, COUNTY DEPARTMENT, CIRCUIT COURT OF COOK COUNTY

TREND OF CASES CHARGING DEFENDANTS WITH OFFENSES IN THE CRIMINAL DIVISION DURING 1989

Cases Pending at Start	Cases Filed	Cases Reinstated	Cases Disposed of	Cases Pending at End
15,418	28,660	4,624	31,212	17,490

IN THE MUNICIPAL DEPARTMENT, CIRCUIT COURT OF COOK COUNTY, DISTRICTS ONE THRU SIX

TREND OF CASES CHARGING DEFENDANTS WITH OFFENSES IN THE MUNICIPAL DEPARTMENT, DISTRICTS ONE THRU SIX DURING 1989

District	Cases Pending at Start	Cases Filed	Cases Reinstated	Cases Disposed of	Cases Pending at End*
District One	0	657	0	657	0
District Two	842	548	671	991	1,070
District Three	308	452	287	704	343
District Four	651	719	529	1,241	656
District Five	422	402	204	524	504
District Six	1,327	1,077	476	1,830	1,050
Total	3,550	3,855	2,167	5,947	3,623

*Pending at end reflects adjustment due to physical inventory.

FELONY

IN THE CRIMINAL DIVISION, COUNTY DEPARTMENT, CIRCUIT COURT OF COOK COUNTY, DURING 1989

METHOD OF DISPOSITION OF DEFENDANTS[a] CHARGED BY INDICTMENT AND INFORMATION

Not Convicted									
Transferred, Reduced, or Dismissed						Tried But Not Convicted			
Transferred For Trial, Etc.*	Stricken Off With Leave to Reinstate	Nolle Prosequi	Reduced To Misdemeanor	Other** Discharge	Total	Acquitted By Court	Acquitted By Jury	Total	Total Not Convicted
2,074	6,912	2,294	454	253	11,987	1,835	120	1,955	13,942

*Includes defendants whose cases have been transferred from the Criminal Division to a Municipal District for trial.
**Includes those who have had their cases dismissed, those who have died during the trial process, those placed under supervision for treatment of drug addiction.
[a]Not necessarily different defendants.

METHOD OF DISPOSITION OF DEFENDANTS[a] CHARGED BY INDICTMENT AND INFORMATION — CONTINUED

Convicted				Found Unfit To[b] Stand Trial Or Adjudged To Be Sexually Dangerous	Total Defendants
Plea Of Guilty	Convicted By Court	Convicted By Jury	Total Convicted		
17,952	2,633	436	21,021	209	21,230

[a]Not necessarily different defendants.
[b]Includes defendants transferred to the Criminal Division for competency hearings from the Municipal Department.

TYPES OF SENTENCES IMPOSED IN 1989 ON FELONY CONVICTIONS

Sentences																
	State Imprisonment[a]		Local Imprisonment				Probation				Conditional Discharge					
Death	Life Sentence	Other	Only	Periodic Imprison-ment Only	With** Conditions	Total	Only	With Some Jail Time	With** Conditions	Total	Only	With** Conditions	Total	* Other	Unfit To Be Sentenced	Total
6	45	10,083	—	116	9	125	5,414	2,022	3,242	10,678	3	37	40	44	0	2,102

*Includes sentences of payments of fine only, etc.
**Includes such conditions as a payment of a fine, restitution, community service work, etc.
[a]Sentences to state imprisonment do include some orders reported with a condition to pay a fine and also any sentences imposed in absentia.

FELONY

IN THE CRIMINAL DIVISION, COUNTY DEPARTMENT, CIRCUIT COURT OF COOK COUNTY, DURING 1989

GUILTY PLEAS ACCEPTED BY TYPE OF FELONY & SENTENCES IMPOSED ON DEFENDANTS*

Type of Felony	Death	Natural Life	State Imprison.	CCDOC Only	Periodic Imp. Only CCDOC	Periodic Imp. With Condition	Probation Only	Probation With Some Jail Time	Prob. With Other Conditions	Condition Discharge Only	Condition Discharge W/Cond.	** Other	Totals
Murder	0	5	111	0	0	0	(a) 5	(a) 4	(a) 1	0	0	(a) 1	127
Class X	X	0	1,719	0	1	0	(a) 184	(a) 90	(a) 98	0	0	(a) 1	2,093
Class One	X	X	920	0	5	0	411	127	287	0	0	1	1,751
Class Two	X	X	2,809	0	45	1	1,703	683	863	1	3	3	6,111
Class Three	X	X	2,180	0	41	5	1,848	677	887	1	16	8	5,663
Class Four	X	X	765	0	16	1	565	214	623	1	17	15	2,207
Totals	0	5	8,504	0	108	7	4,716	1,795	2,759	3	26	29	17,952

CONVICTIONS BY COURT BY TYPE OF FELONY & SENTENCES IMPOSED ON DEFENDANTS*

Type of Felony	Death	Natural Life	State Imprison.	CCDOC Only	Periodic Imp. Only CCDOC	Periodic Imp. With Condition	Probation Only	Probation With Some Jail Time	Prob. With Other Conditions	Condition Discharge Only	Condition Discharge W/Cond.	** Other	Totals
Murder	0	3	116	0	1	0	(a) 5	(a) 4	(a) 4	0	0	(a) 2	135
Class X	X	5	447	0	0	0	(a) 141	(a) 60	(a) 88	0	(a) 1	(a) 3	745
Class One	X	X	120	0	2	1	139	51	80	0	0	3	396
Class Two	X	X	277	0	1	1	210	43	130	0	8	5	675
Class Three	X	X	208	0	3	0	156	49	134	0	2	0	552
Class Four	X	X	41	0	1	0	38	10	40	0	0	0	130
Totals	0	8	1,209	0	8	2	689	217	476	0	11	13	2,633

CONVICTIONS BY JURY BY TYPE OF FELONY & SENTENCES IMPOSED ON DEFENDANTS*

Type of Felony	Death	Natural Life	State Imprison.	CCDOC Only	Periodic Imp. Only CCDOC	Periodic Imp. With Condition	Probation Only	Probation With Some Jail Time	Prob. With Other Conditions	Condition Discharge Only	Condition Discharge W/Cond.	** Other	Totals
Murder	6	28	99	0	0	0	(a) 1	(a) 1	0	0	0	(a) 1	136
Class X	X	4	162	0	0	0	(a) 3	(a) 1	(a) 3	0	0	(a) 1	174
Class One	X	X	10	0	0	0	0	0	1	0	0	0	11
Class Two	X	X	57	0	0	0	3	1	2	0	0	0	63
Class Three	X	X	32	0	0	0	2	5	1	0	0	0	40
Class Four	X	X	10	0	0	0	0	2	0	0	0	0	12
Totals	6	32	370	0	0	0	9	10	7	0	0	2	436

*Not necessarily different defendants.
**Includes defendants sentenced to pay a fine only, drug abuse program only, unfit to be sentenced, etc.
[a]Includes sentences where defendant was charged with a Murder or a Class X offense and reported as such, but defendant was found guilty of a lesser offense.

FELONY

IN THE CIRCUIT COURT OF COOK COUNTY
MUNICIPAL DEPARTMENT, DISTRICT ONE,

TYPE OF SENTENCES IMPOSED ON DEFENDANTS* CHARGED WITH FELONIES BY INFORMATION DURING 1989

Sentences Imposed	Number of Defendants
State Imprisonment Only (a)	32
Local Imprisonment Only	0
Periodic Imprisonment Only	5
Periodic Imprisonment** With Conditions	0
Probation Only	423
Probation With Some Jail	55
Probation With Conditions**	168
Conditional Discharge Only	1
Conditional Discharge With Some Jail	0
Conditional Discharge**	640
With Conditions	0
Total Pleas	1,324

*Not necessarily different defendants.
**Includes such condition as payment of a fine, restitution, etc.
(a) Sentences to State Imprisonment do include some orders reported with a condition to pay a fine.

FELONY

IN THE CRIMINAL DIVISION, MUNICIPAL DEPARTMENT, CIRCUIT COURT OF COOK COUNTY, DISTRICT TWO DURING 1989

METHOD OF DISPOSITION OF DEFENDANTS[a] CHARGED BY INDICTMENT AND INFORMATION

Not Convicted									
Transferred, Reduced, or Dismissed						Tried But Not Convicted			
Transferred For Trial, Etc.*	Stricken Off With Leave to Reinstate	Nolle Prosequi	Reduced To Misdemeanor	Other** Discharge	Total	Acquitted By Court	Acquitted By Jury	Total	Total Not Convicted
0	110	56	95	35	296	42	2	44	340

*Includes defendants whose cases have been transferred from the Criminal Division to a Municipal District for trial.
**Includes those who have had their cases dismissed, those who have died during the trial process, those placed under supervision for treatment of drug addiction.
[a]Not necessarily different defendants.

METHOD OF DISPOSITION OF DEFENDANTS[a] CHARGED BY INDICTMENT AND INFORMATION — CONTINUED

Convicted				Found Unfit To[b] Stand Trial Or Adjudged To Be Sexually Dangerous	Total Defendants
Plea Of Guilty	Convicted By Court	Convicted By Jury	Total Convicted		
756	22	1	779	1	780

[a]Not necessarily different defendants.
[b]Includes defendants transferred to the Criminal Division for competency hearings from the Municipal Department.

TYPES OF SENTENCES IMPOSED IN 1989 ON FELONY CONVICTIONS

Sentences																
	State Imprisonment[a]		Local Imprisonment				Probation				Conditional Discharge					
Death	Life Sentence	Other	Only	Periodic Imprison-ment Only	With** Conditions	Total	Only	With Some Jail Time	With** Conditions	Total	Only	With** Conditions	Total	* Other	Unfit To Be Sentenced	Total
0	0	318	3	0	0	3	184	88	169	441	14	3	17	0		

*Includes sentences of payments of fine only, etc.
**Includes such conditions as a payment of a fine, restitution, community service work, etc.
[a]Sentences to state imprisonment do include some orders reported with a condition to pay a fine and also any sentences imposed in absentia.

FELONY

IN THE MUNICIPAL DEPARTMENT, CIRCUIT COURT OF COOK COUNTY, DISTRICT THREE DURING 1989

GUILTY PLEAS ACCEPTED BY TYPE OF FELONY & SENTENCES IMPOSED ON DEFENDANTS*

Type of Felony	Death	Natural Life	State Imprison.	CCDOC Only	Periodic Imp. Only CCDOC	Periodic Imp. With Condition	Probation Only	Probation With Some Jail Time	Prob. With Other Conditions	Condition Discharge Only	Condition Discharge W/Cond.	** Other	Totals
Murder	0	0	3	0	0	0	0	0	0	0	0	0	3
Class X	X	0	25	0	0	0	0	0	0	0	0	0	25
Class One	X	X	25	0	0	0	9	12	22	1	2	0	71
Class Two	X	X	52	0	0	0	28	46	27	8	12	0	173
Class Three	X	X	58	0	0	0	32	38	28	10	2	0	168
Class Four	X	X	35	0	0	0	14	13	36	2	0	0	100
Totals	0	0	198	0	0	0	83	109	113	21	16	0	540

CONVICTIONS BY COURT BY TYPE OF FELONY & SENTENCES IMPOSED ON DEFENDANTS*

Type of Felony	Death	Natural Life	State Imprison.	CCDOC Only	Periodic Imp. Only CCDOC	Periodic Imp. With Condition	Probation Only	Probation With Some Jail Time	Prob. With Other Conditions	Condition Discharge Only	Condition Discharge W/Cond.	** Other	Totals
Murder	0	1	1	0	0	0	0	0	0	0	0	0	2
Class X	X	0	1	0	0	0	0	0	0	0	0	0	1
Class One	X	X	2	0	0	0	0	0	0	0	0	0	2
Class Two	X	X	2	0	0	0	0	0	0	0	1	0	3
Class Three	X	X	2	0	0	0	1	1	0	0	1	0	5
Class Four	X	X	0	0	0	0	0	0	1	0	0	0	1
Totals	0	1	8	0	0	0	1	1	1	0	2	0	14

CONVICTIONS BY JURY BY TYPE OF FELONY & SENTENCES IMPOSED ON DEFENDANTS*

Type of Felony	Death	Natural Life	State Imprison.	CCDOC Only	Periodic Imp. Only CCDOC	Periodic Imp. With Condition	Probation Only	Probation With Some Jail Time	Prob. With Other Conditions	Condition Discharge Only	Condition Discharge W/Cond.	** Other	Totals
Murder	0	0	1	0	0	0	0	0	0	0	0	0	1
Class X	X	0	0	0	0	0	0	0	0	0	0	0	0
Class One	X	X	2	0	0	0	0	0	0	0	0	0	2
Class Two	X	X	0	0	0	0	0	0	0	0	0	0	0
Class Three	X	X	3	0	0	0	0	0	0	0	0	0	3
Class Four	X	X	0	0	0	0	0	0	0	0	0	0	0
Totals	0	0	6	0	0	0	0	0	0	0	0	0	6

*Not necessarily different defendants.
**Includes defendants sentenced to pay a fine only, drug abuse program only, unfit to be sentenced, etc.
Note: Includes sentences where defendant was charged with a Murder or a Class X offense and reported as such, but defendant was found guilty of a lesser offense.

FELONY

IN THE CRIMINAL DIVISION, MUNICIPAL DEPARTMENT, CIRCUIT COURT OF COOK COUNTY, DISTRICT FOUR DURING 1989

METHOD OF DISPOSITION OF DEFENDANTS[a] CHARGED BY INDICTMENT AND INFORMATION

Not Convicted									
Transferred, Reduced, or Dismissed						Tried But Not Convicted			
Transferred For Trial, Etc.*	Stricken Off With Leave to Reinstate	Nolle Prosequi	Reduced To Misdemeanor	Other** Discharge	Total	Acquitted By Court	Acquitted By Jury	Total	Total Not Convicted
85	74	54	83	21	317	26	0	26	343

*Includes defendants whose cases have been transferred from the Criminal Division to a Municipal District for trial.
**Includes those who have had their cases dismissed, those who have died during the trial process, those placed under supervision for treatment of drug addiction.
[a]Not necessarily different defendants.

METHOD OF DISPOSITION OF DEFENDANTS[a] CHARGED BY INDICTMENT AND INFORMATION — CONTINUED

Convicted				Found Unfit To[b] Stand Trial Or Adjudged To Be Sexually Dangerous	Total Defendants
Plea Of Guilty	Convicted By Court	Convicted By Jury	Total Convicted		
1,005	17	5	1,027	4	1,031

[a]Not necessarily different defendants.
[b]Includes defendants transferred to the Criminal Division for competency hearings from the Municipal Department.

TYPES OF SENTENCES IMPOSED IN 1989 ON FELONY CONVICTIONS

Sentences																
	State Imprisonment[a]		Local Imprisonment				Probation				Conditional Discharge					
Death	Life Sentence	Other	Only	Periodic Imprison-ment Only	With** Conditions	Total	Only	With Some Jail Time	With** Conditions	Total	Only	With** Conditions	Total	* Other	Unfit To Be Sentenced	Total
0	0	470	1	0	0	1	245	176	119	540	14	1	15	1	0	1,027

*Includes sentences of payments of fine only, etc.
**Includes such conditions as a payment of a fine, restitution, community service work, etc.
[a]Sentences to state imprisonment do include some orders reported with a condition to pay a fine and also any sentences imposed in absentia.

FELONY

IN THE MUNICIPAL DEPARTMENT, CIRCUIT COURT OF COOK COUNTY, DISTRICT FOUR DURING 1989

GUILTY PLEAS ACCEPTED BY TYPE OF FELONY & SENTENCES IMPOSED ON DEFENDANTS*

Type of Felony	Death	Natural Life	State Imprison.	CCDOC Only	Periodic Imp. Only CCDOC	Periodic Imp. With Condition	Probation Only	Probation With Some Jail Time	Prob. With Other Conditions	Condition Discharge Only	Condition Discharge W/Cond.	* Other	Totals
Murder	0	0	5	0	0	0	0	0	0	0	0	0	5
Class X	X	0	57	0	0	0	0	0	0	0	0	0	57
Class One	X	X	55	0	0	0	14	10	1	0	0	0	80
Class Two	X	X	104	0	0	0	72	83	31	2	0	0	292
Class Three	X	X	144	0	0	0	95	57	12	7	1	0	316
Class Four	X	X	88	1	0	0	63	23	74	5	0	1	255
Totals	0	0	453	1	0	0	244	173	118	14	1	1	1,005

CONVICTIONS BY COURT BY TYPE OF FELONY & SENTENCES IMPOSED ON DEFENDANTS*

Type of Felony	Death	Natural Life	State Imprison.	CCDOC Only	Periodic Imp. Only CCDOC	Periodic Imp. With Condition	Probation Only	Probation With Some Jail Time	Prob. With Other Conditions	Condition Discharge Only	Condition Discharge W/Cond.	* Other	Totals
Murder	0	0	0	0	0	0	0	0	0	0	0	0	0
Class X	X	0	3	0	0	0	0	0	0	0	0	0	3
Class One	X	X	0	0	0	0	0	0	0	0	0	0	0
Class Two	X	X	3	0	0	0	1	1	0	0	0	0	5
Class Three	X	X	5	0	0	0	0	1	0	0	0	0	6
Class Four	X	X	1	0	0	0	0	1	1	0	0	0	3
Totals	0	0	12	0	0	0	1	3	1	0	0	0	17

CONVICTIONS BY JURY BY TYPE OF FELONY & SENTENCES IMPOSED ON DEFENDANTS*

Type of Felony	Death	Natural Life	State Imprison.	CCDOC Only	Periodic Imp. Only CCDOC	Periodic Imp. With Condition	Probation Only	Probation With Some Jail Time	Prob. With Other Conditions	Condition Discharge Only	Condition Discharge W/Cond.	* Other	Totals
Murder	0	0	1	0	0	0	0	0	0	0	0	0	1
Class X	X	0	3	0	0	0	0	0	0	0	0	0	3
Class One	X	X	1	0	0	0	0	0	0	0	0	0	1
Class Two	X	X	0	0	0	0	0	0	0	0	0	0	0
Class Three	X	X	0	0	0	0	0	0	0	0	0	0	0
Class Four	X	X	0	0	0	0	0	0	0	0	0	0	0
Totals	0	0	5	0	0	0	0	0	0	0	0	0	5

*Not necessarily different defendants.
**Includes defendants sentenced to pay a fine only, drug abuse program only, unfit to be sentenced, etc.
Note: Includes sentences where defendant was charged with a Murder or a Class X offense and reported as such, but defendant was found guilty of a lesser offense.

FELONY

IN THE CRIMINAL DIVISION, MUNICIPAL DEPARTMENT, CIRCUIT COURT OF COOK COUNTY, DISTRICT FIVE DURING 1989

METHOD OF DISPOSITION OF DEFENDANTS[a] CHARGED BY INDICTMENT AND INFORMATION

Not Convicted									
Transferred, Reduced, or Dismissed						Tried But Not Convicted			
Transferred For Trial, Etc.*	Stricken Off With Leave to Reinstate	Nolle Prosequi	Reduced To Misdemeanor	Other** Discharge	Total	Acquitted By Court	Acquitted By Jury	Total	Total Not Convicted
79	0	47	19	2	147	9	1	10	157

*Includes defendants whose cases have been transferred from the Criminal Division to a Municipal District for trial.
**Includes those who have had their cases dismissed, those who have died during the trial process, those placed under supervision for treatment of drug addiction.
[a]Not necessarily different defendants.

METHOD OF DISPOSITION OF DEFENDANTS[a] CHARGED BY INDICTMENT AND INFORMATION — CONTINUED

Convicted				Found Unfit To[b] Stand Trial Or Adjudged To Be Sexually Dangerous	Total Defendants
Plea Of Guilty	Convicted By Court	Convicted By Jury	Total Convicted		
424	12	7	443	0	443

[a]Not necessarily different defendants.
[b]Includes defendants transferred to the Criminal Division for competency hearings from the Municipal Department.

TYPES OF SENTENCES IMPOSED IN 1989 ON FELONY CONVICTIONS

Sentences																
	State Imprisonment[a]		Local Imprisonment				Probation				Conditional Discharge					
Death	Life Sentence	Other	Only	Periodic Imprison-ment Only	With** Conditions	Total	Only	With Some Jail Time	With** Conditions	Total	Only	With** Conditions	Total	* Other	Unfit To Be Sentenced	Total
0	0	123	12	0	0	12	99	79	130	308	0	0	0	0	0	443

*Includes sentences of payments of fine only, etc.
**Includes such conditions as a payment of a fine, restitution, community service work, etc.
[a]Sentences to state imprisonment do include some orders reported with a condition to pay a fine and also any sentences imposed in absentia.

FELONY

IN THE MUNICIPAL DEPARTMENT, CIRCUIT COURT OF COOK COUNTY, DISTRICT FIVE DURING 1989

GUILTY PLEAS ACCEPTED BY TYPE OF FELONY & SENTENCES IMPOSED ON DEFENDANTS*

Type of Felony	Death	Natural Life	State Imprison.	CCDOC Only	Periodic Imp. Only CCDOC	Periodic Imp. With Condition	Probation Only	Probation With Some Jail Time	Prob. With Other Conditions	Condition Discharge Only	Condition Discharge W/Cond.	* Other	Totals
Murder	0	0	0	0	0	0	0	0	0	0	0	0	0
Class X	X	0	1	0	0	0	0	0	0	0	0	0	1
Class One	X	X	14	0	0	0	2	3	16	0	0	0	35
Class Two	X	X	24	0	0	0	18	37	33	0	0	0	112
Class Three	X	X	41	6	0	0	34	13	27	0	0	0	121
Class Four	X	X	33	6	0	0	41	23	52	0	0	0	155
Totals	0	0	113	12	0	0	95	76	128	0	0	0	424

CONVICTIONS BY COURT BY TYPE OF FELONY & SENTENCES IMPOSED ON DEFENDANTS*

Type of Felony	Death	Natural Life	State Imprison.	CCDOC Only	Periodic Imp. Only CCDOC	Periodic Imp. With Condition	Probation Only	Probation With Some Jail Time	Prob. With Other Conditions	Condition Discharge Only	Condition Discharge W/Cond.	* Other	Totals
Murder	0	0	0	0	0	0	0	0	0	0	0	0	0
Class X	X	0	3	0	0	0	0	0	0	0	0	0	3
Class One	X	X	0	0	0	0	0	0	0	0	0	0	0
Class Two	X	X	1	0	0	0	3	0	0	0	0	0	4
Class Three	X	X	0	0	0	0	1	2	0	0	0	0	3
Class Four	X	X	0	0	0	0	0	1	1	0	0	0	2
Totals	0	0	4	0	0	0	4	3	1	0	0	0	12

CONVICTIONS BY JURY BY TYPE OF FELONY & SENTENCES IMPOSED ON DEFENDANTS*

Type of Felony	Death	Natural Life	State Imprison.	CCDOC Only	Periodic Imp. Only CCDOC	Periodic Imp. With Condition	Probation Only	Probation With Some Jail Time	Prob. With Other Conditions	Condition Discharge Only	Condition Discharge W/Cond.	* Other	Totals
Murder	0	0	0	0	0	0	0	0	0	0	0	0	0
Class X	X	0	4	0	0	0	0	0	0	0	0	0	4
Class One	X	X	0	0	0	0	0	0	0	0	0	0	0
Class Two	X	X	1	0	0	0	0	0	0	0	0	0	1
Class Three	X	X	0	0	0	0	0	0	0	0	0	0	0
Class Four	X	X	1	0	0	0	0	0	1	0	0	0	2
Totals	0	0	6	0	0	0	0	0	1	0	0	0	7

*Not necessarily different defendants.
**Includes defendants sentenced to pay a fine only, drug abuse program only, unfit to be sentenced, etc.
Note: Includes sentences where defendant was charged with a Murder or a Class X offense and reported as such, but defendant was found guilty of a lesser offense.

FELONY

IN THE CRIMINAL DIVISION, MUNICIPAL DEPARTMENT, CIRCUIT COURT OF COOK COUNTY, DISTRICT SIX DURING 1989

METHOD OF DISPOSITION OF DEFENDANTS[a] CHARGED BY INDICTMENT AND INFORMATION

Not Convicted									
Transferred, Reduced, or Dismissed						Tried But Not Convicted			
Transferred For Trial, Etc.*	Stricken Off With Leave to Reinstate	Nolle Prosequi	Reduced To Misdemeanor	Other** Discharge	Total	Acquitted By Court	Acquitted By Jury	Total	Total Not Convicted
0	9	100	58	15	182	41	10	51	233

*Includes defendants whose cases have been transferred from the Criminal Division to a Municipal District for trial.
**Includes those who have had their cases dismissed, those who have died during the trial process, those placed under supervision for treatment of drug addiction.
[a]Not necessarily different defendants.

METHOD OF DISPOSITION OF DEFENDANTS[a] CHARGED BY INDICTMENT AND INFORMATION — CONTINUED

Convicted				Found Unfit To[b] Stand Trial Or Adjudged To Be Sexually Dangerous	Total Defendants
Plea Of Guilty	Convicted By Court	Convicted By Jury	Total Convicted		
1,689	52	36	1,777	2	1,779

[a]Not necessarily different defendants.
[b]Includes defendants transferred to the Criminal Division for competency hearings from the Municipal Department.

TYPES OF SENTENCES IMPOSED IN 1989 ON FELONY CONVICTIONS

Sentences																
	State Imprisonment[a]		Local Imprisonment				Probation				Conditional Discharge					
Death	Life Sentence	Other	Only	Periodic Imprison-ment Only	With** Conditions	Total	Only	With Some Jail Time	With** Conditions	Total	Only	With** Conditions	Total	* Other	Unfit To Be Sentenced	Total
1	2	818	5	2	0	7	190	310	391	891	17	41	58	0	0	1,777

*Includes sentences of payments of fine only, etc.
**Includes such conditions as a payment of a fine, restitution, community service work, etc.
[a]Sentences to state imprisonment do include some orders reported with a condition to pay a fine and also any sentences imposed in absentia.

FELONY

IN THE MUNICIPAL DEPARTMENT, CIRCUIT COURT OF COOK COUNTY, DISTRICT SIX DURING 1989

GUILTY PLEAS ACCEPTED BY TYPE OF FELONY & SENTENCES IMPOSED ON DEFENDANTS*

Type of Felony	Death	Natural Life	State Imprison.	CCDOC Only	Periodic Imp. Only CCDOC	Periodic Imp. With Condition	Probation Only	Probation With Some Jail Time	Prob. With Other Conditions	Condition Discharge Only	Condition Discharge W/Cond.	** Other	Totals
Murder	1	0	4	0	0	0	0	0	0	0	0	0	5
Class X	X	0	46	0	0	0	0	0	0	0	0	0	46
Class One	X	X	106	0	0	0	4	12	5	0	0	0	127
Class Two	X	X	170	0	0	0	28	171	56	9	14	0	448
Class Three	X	X	105	0	0	0	18	81	25	0	3	0	232
Class Four	X	X	48	0	0	0	13	54	68	1	6	0	190
Totals	1	0	479	0	0	0	63	318	154	10	23	0	1,048

CONVICTIONS BY COURT BY TYPE OF FELONY & SENTENCES IMPOSED ON DEFENDANTS*

Type of Felony	Death	Natural Life	State Imprison.	CCDOC Only	Periodic Imp. Only CCDOC	Periodic Imp. With Condition	Probation Only	Probation With Some Jail Time	Prob. With Other Conditions	Condition Discharge Only	Condition Discharge W/Cond.	** Other	Totals
Murder	0	1	2	0	0	0	0	0	0	0	0	0	3
Class X	X	0	9	0	0	0	0	0	0	0	0	0	9
Class One	X	X	5	0	0	0	0	1	0	0	0	0	6
Class Two	X	X	9	1	0	0	3	10	6	0	0	0	29
Class Three	X	X	6	0	0	0	1	7	1	0	1	0	16
Class Four	X	X	2	0	0	0	0	3	7	1	1	0	14
Totals	0	1	33	1	0	0	4	21	14	1	2	0	77

CONVICTIONS BY JURY BY TYPE OF FELONY & SENTENCES IMPOSED ON DEFENDANTS*

Type of Felony	Death	Natural Life	State Imprison.	CCDOC Only	Periodic Imp. Only CCDOC	Periodic Imp. With Condition	Probation Only	Probation With Some Jail Time	Prob. With Other Conditions	Condition Discharge Only	Condition Discharge W/Cond.	** Other	Totals
Murder	0	2	4	0	0	0	0	0	0	0	0	0	6
Class X	X	0	13	0	0	0	0	0	0	0	0	0	13
Class One	X	X	3	0	0	0	0	0	0	0	0	0	3
Class Two	X	X	1	0	0	0	0	1	0	0	0	0	2
Class Three	X	X	2	0	0	0	0	1	0	0	0	0	3
Class Four	X	X	0	0	0	0	0	0	0	0	0	0	0
Totals	0	2	23	0	0	0	0	2	0	0	0	0	27

*Not necessarily different defendants.
**Includes defendants sentenced to pay a fine only, drug abuse program only, unfit to be sentenced, etc.

MISDEMEANOR, ORDINANCE & CONSERVATION VIOLATIONS

IN THE MUNICIPAL DEPARTMENTS, — DISTRICTS ONE THRU SIX DURING 1989

NATURE AND NUMBER OF DISPOSITIONS OF MISDEMEANORS, ORDINANCE VIOLATIONS AND CONSERVATIONS VIOLATIONS*

Method of Disposition — Not Convicted										
District	Bond Forfeiture With or Without Warrant	Dismissed For Want of Prosecution	Nolle Prosequi	Non-Suit	Stricken Off With Leave to To Reinstate	Leave To File Denied	Discharge Speedy Trial Statute	Found Not Guilty	Other Dismissal	Not Convicted Sub-Totals
One	34,420	2,995	10,548	51,105	99,612	307	0	4,206	4,364	207,557
Two	1,604	17	59	479	3,081	9	0	317	66	5,632
Three	1,741	18	44	544	3,649	12	0	397	64	6,469
Four	4,963	22	101	462	4,487	5	0	1,217	101	11,358
Five	2,469	77	303	383	4,112	10	0	644	218	8,216
Six	5,635	213	1,176	911	6,500	1	0	428	586	15,450
Totals	50,832	3,342	12,231	53,884	121,441	344	0	7,209	5,399	254,682

NATURE AND NUMBER OF DISPOSITIONS OF MISDEMEANORS, ORDINANCE VIOLATIONS AND CONSERVATION VIOLATIONS*

Method of Disposition — Convicted								
	Imprison/ Periodic Imprison.							
District	State	Local	Probation	Conditional Discharge	Supervision	Fine Only and Ordered to Pay	Convicted Sub-Totals	Totals Convicted and Not Convicted
One	16	4,557	1,649	1,140	16,398	6,649	30,409	237,966
Two	0	237	137	250	2,684	1,491	4,799	10,431
Three	2	388	169	417	3,188	2,536	6,700	13,169
Four	2	703	256	309	3,858	2,113	7,241	18,599
Five	4	560	134	196	3,799	2,008	6,701	14,917
Six	3	532	28	679	5,191	1,039	7,472	22,922
Totals	27	6,977	2,373	2,991	35,118	15,836	63,322	318,004

*Indicates the disposition of charges and not cases.

TRAFFIC

IN THE MUNICIPAL DEPARTMENT, CIRCUIT COURT OF COOK COUNTY, DISTRICTS ONE THRU SIX MAJOR TRAFFIC CASES DURING 1989

	Dist. 1	Dist. 2	Dist. 3	Dist. 4	Dist. 5	Dist. 6	Totals
Total Cases Filed	41,000	12,758	17,558	9,816	13,224	15,396	109,752
Case Violations							
Drive Permit	589	404	627	125	807	759	3,311
DUI	6,160	4,094	5,691	1,219	3,748	3,841	24,753
Sworn Report	4,840	2,108	3,598	767	2,137	2,280	15,730
Suspended License	27,944	5,916	7,411	7,514	6,399	8,340	63,524
Reckless Drive	278	127	120	63	41	75	704
Accident	974	50	53	98	57	62	1,294
Drag Racing	215	59	58	30	35	39	436
Total Cases	41,000	12,758	17,558	9,816	13,224	15,396	109,752
Court Finding of Guilty							
Fines Paid	5,441	2,737	2,657	2,378	2,804	2,063	18.080
Prob Cau & Guilty	391	1,044	1,383	559	713	1,722	5,812
Jail	2,129	179	473	344	190	544	3,859
Cont'd & Probation	2,686	811	878	616	618	1,544	7,153
Total Guilty	10,647	4,771	5,391	3,897	4,325	5,873	34,904
Court Finding of Not Guilty							
No Probable Cause	0	0	0	0	0	0	0
Sup Term W/WoC	7,045	3,946	4,621	2,957	4,092	5,023	27,684
Discharged	3,382	1,472	1,173	777	515	1,889	9,208
Lv to File Denied	1	4	5	2	11	2	25
S.O.L.	5,261	2,683	3,752	792	2,619	2,710	17,817
Non-Suit	240	11	308	10	4	83	656
Nolle-Prosequi	77	11	7	1	4	198	298
DWP	62	1	4	1	24	9	101
Death Sug C/A	58	16	21	5	5	25	130
Total Not Guilty	16,126	8,144	9,891	4,545	7,274	9,939	55,919
Court Finding on Judicial Driving Permits	582	292	207	23	328	382	1,814
Court Finding on Pending Cases							
Supervision	8,378	4,003	5,636	4,615	4,560	5,894	33,086
Non Appearance	68	54	213	53	961	105	1,454
Motion W/Fee	672	0	0	0	0	0	672
Continued	60,937	22,881	34,799	12,566	24,954	30,076	186,213
Bond Judgement	20,670	1,945	2,783	2,528	2,044	3,456	33,426
Bond Forf Warr	31,885	3,476	4,128	4,019	3,764	6,122	53,394
Total Pending	122,610	32,359	47,559	23,781	36,283	45,653	308,245
Total Court Cases Heard	149,965	45,566	63,048	32,246	48,210	61,847	400,882
Total Tickets Handled By The Court in The Year	190,965	58,324	80,606	42,062	61,434	77,243	510,634

TRAFFIC

IN THE MUNICIPAL DEPARTMENT, CIRCUIT COURT OF COOK COUNTY, DISTRICTS ONE THRU SIX MINOR TRAFFIC CASES DURING 1989

	Dist. 1	Dist. 2	Dist. 3	Dist. 4	Dist. 5	Dist. 6	Totals
Total Cases Filed	732,700	125,835	156,630	135,442	120,303	125,956	1,396,866
Court Finding of Guilty							
Fines Paid	34,589	7,549	13,969	5,424	6,033	5,180	72,744
Prob Cau & Guilty	24,875	3,757	6,081	3,150	3,203	4,380	45,446
Jail	803	32	105	184	138	249	1,511
Cont'd & Probation	433	68	226	139	115	210	1,191
Total Guilty	60,700	11,406	20,381	8,897	9,489	10,019	120,892
Court Finding of Not Guilty							
No Probable Cause	0	0	0	0	0	0	0
Sup Term W/WoC	287,394	102,632	115,047	102,027	97,146	77,196	781,442
Discharged	195,801	11,885	11,971	25,768	17,080	19,912	282,417
Lv to File Denied	12	246	804	0	250	549	1,861
S.O.L.	23,086	29,012	12,408	16,894	18,522	14,074	124,996
Non-Suit	47,071	912	15,049	6,285	3,116	15,907	88,340
Nolle-Prosequi	378	31	21	15	12	574	1,031
DWP	86,385	214	602	369	983	2,627	91,180
Death Sug C/A	118	28	44	32	18	33	273
Total Not Guilty	640,245	144,960	166,946	151,390	137,127	130,872	1,371,540
Court Finding on Judicial Driving Permits	0	0	0	0	0	0	0
Court Finding on Pending Cases							
Supervision	130,539	7,690	8,107	3,419	19,675	17,778	187,208
Non Appearance	139,589	24,609	32,058	29,064	27,441	27,956	280,717
Motion W/Fee	18,786	0	0	0	0	0	18,786
Continued	299,928	94,374	129,429	95,048	80,367	90,779	789,925
Bond Judgement	133,431	4,272	5,561	7,023	4,394	8,212	162,893
Bond Forf Warr	191,920	7,325	5,484	10,758	7,357	14,054	236,898
Total Pending	914,193	138,270	180,639	145,312	139,234	158,779	1,676,427
Total Court Cases Heard	1,615,138	294,636	367,966	305,599	285,850	299,670	3,168,859
Pre-Court Pleas of Guilty	63,308	34,582	34,013	23,818	22,637	28,109	206,467
Total Tickets Handled By The Court in The Year	2,411,146	455,053	558,609	464,859	428,790	453,735	4,772,192

TRAFFIC

IN THE MUNICIPAL DEPARTMENT, CIRCUIT COURT OF COOK COUNTY, DISTRICTS ONE THRU SIX PARKING CASES DURING 1989

	Dist. 1	Dist. 2	Dist. 3	Dist. 4	Dist. 5	Dist. 6	Totals
Total Cases Filed	5,092,677	8,065	17,629	13,344	30,368	19,449	5,181,532
Court Finding of Guilty							
Fines Paid	121,168	668	539	434	726	956	124,491
Prob Cau & Guilty	90	46	95	937	1,142	694	3,004
Jail	13	0	0	0	1	0	14
Cont'd & Probation	1	1	15	0	0	0	17
Total Guilty	121,272	715	649	1,371	1,869	1,650	127,526
Court Finding of Not Guilty							
No Probable Cause	2	0	0	0	0	0	2
Sup Term W/WoC	0	914	256	614	310	455	2,549
Discharged	4,673	1,069	1,083	1,181	2,816	2,715	13,537
Lv to File Denied	0	2	27	0	1	0	30
S.O.L.	253	1,568	827	994	1,219	21	4,882
Non-Suit	77,157	2,002	4,150	8,374	4,858	10,639	107,180
Nolle-Prosequi	1	0	0	0	1	24	26
DWP	7,959	14	12	5	472	52	8,514
Death Sug C/A	3	0	0	0	1	3	7
Total Not Guilty	90,048	5,569	6,355	11,168	9,678	13,909	136,727
Court Finding on Judicial Driving Permits	0	0	0	0	0	0	0
Court Finding on Pending Cases							
Supervision	7,650	231	61	344	38	234	8,558
Non Appearance	6	1,938	239	12	9,251	10,288	21,734
Motion W/Fee	0	0	0	0	0	0	0
Continued	5,846	4,584	7,939	33,019	10,199	5,631	67,218
Bond Judgement	9	3	1	219	10	3	245
Bond Forf Warr	1	23	7	7	9	20	67
Summons	4,205,211	0	0	0	0	0	4,205,211
Total Pending	4,218,723	6,779	8,247	33,601	19,507	16,176	4,303,033
Total Court Cases Heard	4,430,043	13,063	15,251	46,140	31,054	31,735	4,567,286
Pre-Court Pleas of Guilty	662,634	1,857	2,031	3,496	3,345	3,443	676,806
Total Tickets Handled By The Court in The Year	10,185,354	22,985	34,911	62,980	64,767	54,627	10,425,624

The Illinois Circuit Court Probation 1989 Personnel, Caseload and Statistical Records

POSITIONS APPROVED BY THE ADMINISTRATIVE OFFICE OF THE ILLINOIS COURTS PROBATION DIVISION FOR REIMBURSEMENT ON DECEMBER 31,1989

CIRCUIT	COUNTY	(1) GRANTS-IN-AID-POSITIONS CMO	(2) WL	(3) IPS	(4) DUI	(5) TOTAL GRANTS-IN-AID POSITIONS	(6) SUBSIDIZED PROBATION OFFICERS	(7) SUBSIDIZED DETENTION OFFICERS	(8) TOTAL SUBSIDIZED POSITIONS	(9) TOTAL POSITIONS
1st	Alexander	1	1			2				2
	Jackson	1	6	1		8	5		5	13
	Johnson	1				1				1
	Massac	1	1			2				2
	Pulaski	1				1				1
	Saline	1	2	1	1	5	3		3	8
	Union	1				1				1
	Williamson	1	4	1	1	7	4		4	11
2nd	Crawford*	1	1			2				2
	Franklin*	1	6			7	1		1	8
	Wayne*	1	2			3				3
	White*	1	4			5				5
3rd	Bond	1				1				1
	Madison	5	10	6	4	25	13	20	33	58
4th	Christian	1	3			4	1		1	5
	Clay	1	1			2				2
	Clinton	1	2			3				3
	Effingham	1	1			2	1		1	3
	Fayette	1	2			3				3
	Jasper	1				1				1
	Marion	1	5		2	8	1		1	9
	Montgomery	1	2			3				3
	Shelby	1				1				1
5th	Clark	1				1				1
	Coles*	1				1	6		6	7
	Edgar	1				1	1		1	2
	Vermilion	1	6		2	9	10		10	19
6th	Champaign	3	3	3		9	19	9	28	37
	DeWitt	1	1			2	1		1	3
	Douglas	1				1	1		1	2
	Macon	2	7	3		12	7	15	22	34
	Moultrie	1	1			2				2
	Piatt	1				1	1		1	2
7th	Greene*	1				1				1
	Jersey	1	1			2				2
	Macoupin	1	2		1	4	2		2	6
	Morgan	1	1		1	3	4		4	7
	Sangamon Adult	1	4		2	7	10		10	17
	Sangamon Juvenile	4				4	8	22	30	34
8th	Adams	2	3		1	6	9	8	17	23
	Calhoun	1				1				1
	Cass	1	1			2	1		1	3
	Mason	1				1	1		1	2
	Menard	1				1				1
	Pike	1	1			2				2
	Schuyler*	1				1				1

Key

CMO — Chief Managing Officer

WL — Adult or Juvenile Probation Officers for Investigative and Supervision Duties

IPS — Intensive Probation Supervisor Officer

Remarks

Positions in columns 1 through 5 are eligible for 100% reimbursement of salary and travel.

Positions in columns 6 through 8 are eligible for a salary subsidy of $12,000 annually.

Column 9 represents the total of columns 5 and 8.

*Part of a district or circuit system.

POSITIONS APPROVED BY THE ADMINISTRATIVE OFFICE OF THE ILLINOIS COURTS PROBATION DIVISION FOR REIMBURSEMENT ON DECEMBER 31,1989 (continued)

CIRCUIT	COUNTY	(1) GRANTS-IN-AID-POSITIONS CMO	(2) WL	(3) IPS	(4) DUI	(5) TOTAL GRANTS-IN-AID POSITIONS	(6) SUBSIDIZED PROBATION OFFICERS	(7) SUBSIDIZED DETENTION OFFICERS	(8) TOTAL SUBSIDIZED POSITIONS	(9) TOTAL POSITIONS
9th	Fulton Juvenile	1				1	1		1	2
	Hancock Juvenile	1				1				1
	Knox Juvenile	2				2	3	10	13	15
	McDonough Juvenile	1				1	1		1	2
	9th Circuit Adult*	1	7			8	5		5	13
	Warren Juvenile*	1				1	1		1	2
10th	Putnam*	1	1			2				2
	Peoria Juvenile	1				1	9		9	10
	Peoria Adult	1	5	3		9	12		12	21
	Peoria Detention	1	2			3		13	13	16
	Tazewell	1	2		1	4	10		10	14
11th	Ford	1	1			2				2
	Livingston	1	1			2	4		4	6
	Logan	1	2			3	1		1	4
	McLean	1	5	3	1	10	12		12	22
	Woodford	1	1			2	1		1	3
12th	Will	1	8		1	10	10		10	20
13th	LaSalle*	4	3			7	9	13	22	29
14th	Henry	1			1	2	7		7	9
	Mercer	1				1	2		2	3
	Rock Island	3	5		2	10	21		21	31
	Whiteside	1	2		1	4	8		8	12
15th	Carroll	1				1	1		1	2
	JoDaviess	1				1	1		1	2
	Lee	1	2			3	3		3	6
	Ogle	1	2			3	8		8	11
	Stephenson	1	4			5	7		7	12
16th	DeKalb/Kane/Kendall	6		3	1	10	50	21	71	81
17th	Boone	1	1			2	2		2	4
	Winnebago	5	11			16	28	13	41	57
18th	DuPage	7	9		4	20	56	21	77	97
19th	Lake	6	13	6	5	30	40	19	59	89
	McHenry	3	2		1	6	22		22	28
20th	St. Clair	4	10	4	2	20	16	17	33	53
21st	Iroquois		1			1	1		1	2
	Kankakee	1	5			6	5		5	11
Cook	Cook Adult	10	49	23		82	263		263	345
Cook	Cook Juvenile	23	10	12		45	299		299	344
Cook	Cook Soc. Service	7	21		40	68	123		123	191
Cook	Cook Circuit Court	2				2				2
	STATEWIDE TOTALS	165	269	69	75	578	1,152	201	1,353	1,931

Key

CMO — Chief Managing Officer

WL — Adult or Juvenile Probation Officers for Investigative and Supervision Duties

IPS — Intensive Probation Supervisor Officer

Remarks

Positions in columns 1 through 5 are eligible for 100% reimbursement of salary and travel.

Positions in columns 6 through 8 are eligible for a salary subsidy of $12,000 annually.

Column 9 represents the total of columns 5 and 8.

*Part of a district or circuit system.

Illinois Probation and Court Services
Personnel Employment Analysis 1988-1989
Juvenile Detention

Circuit	County	Chief Managing Officer	Supervisors	Line Staff	Total Professional Staff	Support Staff
3rd	Madison	2	5	23	30	1
6th	Champaign	1	1	8	10	
6th	Macon	1	3	12	16	1
7th	Sangamon	2	3	13	18	5
8th	Adams	1	1	12	14	3
9th	Knox	1	3	15	19	3
10th	Peoria	1	4	17	22	2
13th	LaSalle	2	3	10	15	
16th	Kane	2	1	22	25	3
17th	Winnebago	1	3	10	14	3
18th	DuPage	2	3	18	23	4
19th	Lake	1	1	21.5	23.5	5
20th	St. Clair	2	4	19	25	2
	State Total	19	35	200.5	265.5	34
Group Home						
15th	Ogle	0	1	10	11	2

1989 Adult and Juvenile Probation Caseloads
As of December 31, 1989

County	ADULT CASELOAD							JUVENILE CASELOAD							
	ACTIVE				Subtotal	Admin-	Total	Active	Supervision	Continuance	Informal	Other	Subtotal	Admin-	Total
	Felony	Misdemeanor	DUI	Traffic	Active	istrative	Adult	Juvenile	Cases	Cases	Supervision	Active	Active	istrative	Juvenile
	Cases	Cases	Cases	Cases	Cases	Cases	Cases	Cases	(Sec. 5-2)	(Sec. 4-7)	Cases	Cases	Juvenile	Cases	Cases
Alexander	88	23	60	28	199	46	245	12	10	0	0	0	22	3	25
Jackson	233	75	143	50	501	248	749	25	33	0	0	0	58	9	67
Johnson	26	8	7	2	43	102	145	4	2	0	0	0	6	5	11
Massac	62	11	38	17	128	115	243	14	3	0	0	0	17	4	21
Pope	14	8	6	2	30	107	137	2	0	0	0	0	2	0	2
Pulaski	53	21	0	19	93	19	112	11	0	0	0	0	11	0	11
Saline	72	39	6	31	148	76	224	20	4	0	1	0	25	2	27
Union	28	20	4	0	52	160	212	1	4	0	0	0	5	21	26
Williamson	163	53	111	37	364	345	709	14	0	8	33	1	56	4	60
1st Circuit Total	739	258	375	186	1,558	1,218	2,776	103	56	8	34	1	202	48	250
Crawford	64	34	38	4	140	146	286	23	9	0	0	0	32	2	34
Edwards	8	20	5	4	37	11	48	2	0	2	0	0	4	1	5
Franklin	143	49	158	22	372	93	465	19	0	3	7	0	29	2	31
Gallatin	35	16	8	3	62	11	73	3	0	0	0	0	3	2	5
Hamilton	14	12	18	2	46	27	73	3	0	5	0	0	8	2	10
Hardin	12	31	13	5	61	8	69	1	0	0	0	0	1	1	2
Jefferson	158	51	17	11	237	189	426	50	0	0	0	0	50	14	64
Lawrence	54	12	3	3	72	135	207	11	5	0	0	1	17	0	17
Richland	51	39	24	9	123	43	166	2	9	0	0	0	11	2	13
Wabash	15	15	11	1	42	51	93	2	0	1	0	0	3	5	8
Wayne	49	35	19	5	108	27	135	22	0	3	0	0	25	4	29
White	67	49	21	9	146	0	146	25	0	2	0	0	27	8	35
2nd Circuit Total	670	363	335	78	1,446	741	2,187	163	23	16	7	1	210	43	253
Bond	31	20	12	2	65	31	96	7	0	9	0	0	16	3	19
Madison	468	163	56	0	687	538	1,225	79	0	69	45	0	193	39	232
3rd Circuit Total	499	183	68	2	752	569	1,321	86	0	78	45	0	209	42	251
Christian	253	156	93	22	524	499	1,023	56	6	18	0	0	80	7	87
Clay	50	41	75	9	175	58	233	16	0	11	0	0	27	9	36
Clinton	96	43	73	9	221	403	624	15	0	2	0	0	17	21	38
Effingham	83	42	52	29	206	130	336	13	33	0	0	0	46	4	50
Fayette	66	23	14	2	105	53	158	23	0	0	0	0	23	11	34
Jasper	33	21	47	1	102	49	151	11	0	12	0	0	23	3	26
Marion	250	137	193	64	644	255	899	40	0	10	0	36	86	6	92
Montgomery	69	14	29	1	113	57	170	18	0	0	0	0	18	3	21
Shelby	52	29	8	2	91	82	173	22	0	2	0	0	24	11	35
4th Circuit Total	952	506	584	139	2,181	1,586	3,767	214	39	55	0	36	344	75	419
Clark	26	5	0	2	33	28	61	12	0	2	0	0	14	16	30
Coles	169	56	40	20	285	261	546	37	0	36	0	0	73	9	82
Cumberland	6	1	0	0	7	0	7	0	0	0	0	0	0	0	0
Edgar	57	13	5	3	78	38	116	33	0	11	0	0	44	4	48
Vermilion	239	129	34	81	483	525	1,008	64	0	41	0	1	106	43	149
5th Circuit Total	497	204	79	106	886	852	1,738	146	0	90	0	1	237	72	309
Champaign	518	176	65	28	787	209	996	112	0	60	57	7	236	43	279
DeWitt	51	72	50	10	183	25	208	21	0	19	5	0	45	3	48
Douglas	36	28	47	14	125	67	192	12	4	1	0	2	19	3	22
Macon	325	55	45	19	444	399	843	91	0	45	12	3	151	46	197
Moultrie	49	55	52	0	156	34	190	18	0	10	0	0	28	3	31
Piatt	26	16	4	0	46	159	205	5	1	1	5	0	12	15	27
6th Circuit Total	1,005	402	263	71	1,741	893	2,634	259	5	136	79	12	491	113	604
Greene	23	23	22	4	72	152	224	2	0	3	0	0	5	0	5
Jersey	78	28	23	4	133	31	164	19	0	1	0	0	20	2	22
Macoupin	84	179	209	48	520	220	740	36	8	49	0	0	93	10	103
Morgan	93	82	139	13	327	186	513	25	5	0	34	0	64	0	64
Sangamon	424	211	76	0	711	1,265	1,976	108	0	40	47	2	197	17	214
Scott	8	4	6	0	18	1	19	1	0	0	0	0	1	1	2
7th Circuit Total	710	527	475	69	1,781	1,855	3,636	191	13	93	81	2	380	30	410
Adams	276	59	17	4	356	220	576	59	1	63	27	0	150	13	163
Brown	10	13	4	1	28	29	57	2	0	4	0	0	6	1	7
Calhoun	17	21	16	0	54	48	102	6	0	4	0	8	18	6	24
Cass	39	65	53	58	215	32	247	15	15	2	0	0	32	0	32
Mason	46	24	5	6	81	29	110	18	0	0	4	0	22	2	24
Menard	26	12	3	2	43	0	43	13	2	13	0	0	28	1	29
Pike	55	32	13	0	100	125	225	24	0	21	1	0	46	20	66
Schuyler	11	16	11	2	40	37	77	2	7	0	0	0	9	2	11
8th Circuit Total	480	242	122	73	917	520	1,437	139	25	107	32	8	311	45	339

1989 Adult and Juvenile Probation Caseloads
As of December 31, 1989

County	ADULT CASELOAD: ACTIVE Felony Cases	Misdemeanor Cases	DUI Cases	Traffic Cases	Subtotal Active Cases	Administrative Cases	Total Adult Cases	JUVENILE CASELOAD: Active Juvenile Cases	Supervision Cases (Sec. 5-2)	Continuance Cases (Sec. 4-7)	Informal Supervision	Other Active Cases	Subtotal Active Juvenile	Administrative Cases	Total Juvenile Cases
Fulton	133	55	21	13	222	113	335	18	0	11	20	8	57	13	70
Hancock	29	3	3	1	36	23	59	5	0	12	9	0	26	5	31
Henderson	14	6	3	1	24	12	36	2	0	4	3	0	9	3	12
Knox	188	30	4	2	224	84	308	47	0	2	13	0	62	4	66
McDonough	70	24	3	1	98	58	156	9	0	5	1	18	33	2	35
Warren	68	11	4	1	84	24	108	19	0	9	9	0	37	4	41
9th Circuit Total	502	129	38	19	688	314	1,002	100	0	43	55	26	224	31	255
Marshall	42	41	24	67	174	171	345	39	8	0	9	22	78	21	99
Peoria	577	210	92	452	1,331	142	1,473	220	0	30	5	0	255	17	272
Putnam	19	26	5	0	50	15	65	8	13	2	19	6	48	15	63
Stark	16	39	7	11	73	92	165	7	9	0	3	14	33	9	42
Tazewell	265	86	41	35	427	555	982	22	0	43	11	11	87	2	89
10th Circuit Total	919	402	169	565	2,055	975	3,030	296	30	75	47	53	501	64	565
Ford	47	24	55	18	144	75	219	18	0	27	0	0	45	4	49
Livingston	78	48	7	2	135	112	247	64	3	12	22	0	101	62	163
Logan	53	120	65	31	269	245	514	11	0	10	3	1	25	5	30
McLean	377	41	28	7	453	392	845	85	4	34	11	8	142	27	169
Woodford	45	35	8	3	91	503	594	23	11	0	4	0	38	7	45
11th Circuit Total	600	268	163	61	1,092	1,327	2,419	201	18	83	40	9	351	105	456
Will	751	45	1	5	802	221	1,023	207	0	59	9	0	275	20	295
12th Circuit Total	751	45	1	5	802	221	1,023	207	0	59	9	0	275	20	295
Bureau	30	31	7	0	68	19	87	10	0	20	1	0	31	3	34
Grundy	37	16	6	1	60	35	95	12	0	19	4	0	35	3	38
La Salle	269	79	29	7	384	148	532	60	0	53	17	0	130	11	141
13th Circuit Total	336	126	42	8	512	202	714	82	0	92	22	0	196	17	213
Henry	91	37	10	2	140	395	535	30	0	33	8	2	73	2	75
Mercer	30	11	8	3	52	27	79	8	0	7	6	0	21	3	24
Rock Island	659	90	50	7	806	213	1,019	102	3	36	0	0	141	0	141
Whiteside	295	93	44	8	440	740	1,180	55	0	15	5	1	76	17	93
14th Circuit Total	1,075	231	112	20	1,438	1,375	2,813	195	3	91	19	3	311	22	333
Carroll	42	13	7	1	63	265	328	11	0	13	0	0	24	34	58
JoDaviess	6	75	72	21	174	127	301	8	0	0	1	0	9	0	9
Lee	154	70	63	2	289	614	903	38	0	64	13	0	115	78	193
Ogle	108	57	21	9	195	755	950	61	0	6	11	6	84	8	92
Stephenson	152	167	5	12	336	944	1,280	47	3	33	9	0	92	143	235
15th Circuit Total	462	382	168	45	1,057	2,705	3,762	165	3	116	34	6	324	263	587
De Kalb	129	43	30	4	206	130	336	19	0	18	21	0	58	28	86
Kane	873	181	339	48	1,441	788	2,229	95	1	103	51	0	250	24	274
Kendall	49	29	43	12	133	90	223	2	0	15	14	0	31	0	31
16th Circuit Total	1,051	253	412	64	1,780	1,008	2,788	116	1	136	86	0	339	52	391
Boone	106	28	187	12	333	248	581	30	0	8	3	0	41	1	42
Winnebago	720	585	1,297	22	2,624	832	3,456	266	0	25	61	3	355	19	374
17th Circuit Total	826	613	1,484	34	2,957	1,080	4,037	296	0	33	64	3	396	20	416
Du Page	1,442	574	701	128	2,845	996	3,841	188	20	119	0	0	327	14	341
18th Circuit Total	1,442	574	701	128	2,845	996	3,841	188	20	119	0	0	327	14	341
Lake	1,321	453	0	34	1,808	573	2,381	149	0	90	12	1	252	11	263
McHenry	368	142	57	20	587	268	855	47	0	55	46	1	149	9	158
19th Circuit Total	1,689	595	57	54	2,395	841	3,236	196	0	145	58	2	401	20	421
Monroe	29	2	4	0	35	78	113	8	1	0	0	0	9	2	11
Perry	67	15	15	2	99	75	174	7	0	0	0	0	7	5	12
Randolph	59	25	24	2	110	147	257	23	0	1	0	2	26	7	33
St. Clair	732	70	222	74	1,098	412	1,510	254	125	2	0	0	381	40	421
Washington	26	3	7	0	36	54	90	4	0	3	0	0	7	6	13
20th Circuit Total	913	115	272	78	1,378	766	2,144	296	126	6	0	2	430	60	490
Iroquois	67	42	10	3	122	0	122	48	3	0	21	0	72	6	78
Kankakee	247	10	5	2	264	95	359	94	0	11	27	0	132	8	140
21st Circuit Total	314	52	15	5	386	95	481	142	3	11	48	0	204	14	218
Downstate Total	16,432	6,470	5,935	1,810	30,647	20,139	50,786	3,781	365	1,592	760	165	6,663	1,170	7,833
Cook Adult	18,720	1,852	113	166	20,851	4,983	25,834								
Cook Social Services	114	3,710	6,206	2,326	12,356	2,829	15,185								
Cook Juvenile								5,632	0	0	8	3,371	9,011	11,440	20,451
Cook County Total	18,834	5,562	6,319	2,492	33,207	7,812	41,019	5,632	0	0	8	3,371	9,011	11,440	20,451
State Total	35,227	11,967	12,201	4,244	63,639	27,919	91,558	9,413	365	1,592	768	3,536	15,674	12,610	28,284

1989 Annual Public Service Employment (P.S.E.) Statistics
January 1, 1989 - December 31, 1989

Circuit	County	TOTAL NUMBER OF CLIENTS ORDERED TO PERFORM P.S.E. DURING 1989						TOTAL NUMBER OF HOURS OF P.S.E. ORDERED DURING 1989						TOTAL NUMBER OF HOURS OF P.S.E. COMPLETED DURING 1989					
		Adult Felon	Adult Misd.	DUI	Other Traffic	Juvenile	Total	Adult Felon	Adult Misd.	DUI	Other Traffic	Juvenile	Total	Adult Felon	Adult Misd.	DUI	Other Traffic	Juvenile	Total
1st	Alexander	18	10	11	13	5	57	1,150	288	1,516	2,740	225	5,919	436	28	229	307	216	1,216
	Jackson	35	23	93	35	14	200	4,025	1,110	7,425	5,305	1,195	19,060	5,408	2,163	10,509	3,201	858	22,139
	Johnson	4	7	3	5	0	19	213	507	117	770	0	1,607	308	132	117	155	0	712
	Massac	10	9	16	16	6	57	815	274	1,150	2,035	360	4,634	640	164	802	855	210	2,671
	Pope	0	2	0	1	0	3	0	200	0	100	0	300	0	183	0	0	0	183
	Pulaski	2	0	0	2	2	6	360	0	0	1,150	50	1,560	360	0	0	980	50	1,390
	Saline	108	53	62	68	10	301	6,470	3,389	4,272	2,709	413	17,253	5,401	3,240	3,957	2,519	333	15,450
	Union	0	3	4	2	0	9	0	64	180	50	0	294	0	20	40	0	0	60
	Williamson	23	54	48	40	0	165	1,502	1,109	4,911	3,765	0	11,287	430	1,250	1,927	1,098	0	4,705
1st Circuit Total		200	161	237	182	37	817	14,535	6,941	19,571	18,624	2,243	61,914	12,983	7,180	17,581	9,115	1,667	48,526
2nd	Crawford	4	1	0	2	8	15	300	30	0	60	315	705	200	0	0	30	315	545
	Edwards	2	8	1	3	7	21	100	740	100	285	730	1,955	93	690	0	42	474	1,299
	Franklin/ Hamilton/ Jefferson	5	6	16	8	6	41	360	452	1,796	1,255	460	4,323	120	288	1,680	756	329	3,173
	Gallatin	1	1	2	0	1	5	100	100	486	0	40	726	82	100	486	0	40	708
	Hardin	0	0	1	1	0	2	0	0	480	240	0	720	0	0	300	240	0	540
	Lawrence	2	0	0	1	1	4	2,960	0	0	240	40	3,240	0	0	0	0	40	40
	Richland	4	20	0	9	0	33	650	1,302	0	1,176	0	3,128	592	334	0	261	0	1,187
	Wabash	4	11	0	0	6	21	590	845	0	0	460	1,895	430	386	0	0	359	1,175
	Wayne	2	9	5	7	15	38	500	652	734	1,365	880	4,131	223	885	976	437	387	2,908
	White	1	0	1	0	0	2	100	0	100	0	0	200	0	0	10	0	0	10
2nd Circuit Total		25	56	26	31	44	182	5,660	4,121	3,696	4,621	2,925	21,023	1,740	2,683	3,452	1,766	1,944	11,585
3rd	Bond	1	1	1	0	0	3	24	40	80	0	0	144	0	0	20	0	0	20
	Madison	153	170	55	196	22	596	19,177	5,814	5,071	16,343	1,062	47,467	10,288	1,984	2,558	6,885	685	22,400
3rd Circuit Total		154	171	56	196	22	599	19,201	5,854	5,151	16,343	1,062	47,611	10,288	1,984	2,578	6,885	685	22,420
4th	Christian	4	14	5	14	4	41	922	858	1,032	2,603	115	5,530	232	550	532	2,327	85	3,726
	Clay	9	19	7	4	11	50	2,350	2,315	1,032	735	1,160	7,592	720	710	308	361	650	2,749
	Clinton	17	3	1	0	2	23	3,170	400	100	0	320	3,990	1,710	150	43	0	39	1,942
	Effingham	13	16	8	23	15	75	1,852	1,951	1,218	3,945	2,385	11,351	1,645	853	1,040	3,764	949	8,252
	Fayette	2	7	1	2	8	20	900	1,292	160	540	476	3,368	1,205	827	0	57	182	2,271
	Jasper	9	9	7	2	17	44	1,060	545	372	20	489	2,486	1,008	480	284	54	511	2,337
	Marion	44	45	47	42	39	217	6,842	2,903	5,512	5,308	1,232	21,797	3,958	1,119	4,443	5,443	1,196	16,159
	Montgomery	22	11	9	10	8	60	6,632	1,022	1,382	1,850	910	11,797	4,590	1,266	936	1,424	925	9,141
	Shelby	9	30	6	10	23	78	1,199	1,265	473	1,550	1,863	6,350	487	1,431	550	814	604	3,828
4th Circuit Total		129	154	91	107	127	608	24,927	12,551	11,281	16,551	8,950	74,261	15,555	7,386	8,136	14,244	5,141	50,405
5th	Clark	3	1	0	1	7	12	272	13	0	240	240	765	144	97	0	205	442	888
	Coles/ Cumberland	102	45	48	31	58	284	13,364	3,519	4,741	2,742	2,185	26,551	13,217	2,500	6,143	3,572	2,065	27,497
	Edgar	8	3	4	6	28	49	530	225	120	225	1,502	2,602	202	50	0	182	668	1,102
	Vermilion	24	175	108	281	77	665	3,301	8,642	20,140	27,734	3,774	63,591	1,956	7,349	15,977	19,429	3,034	47,745
5th Circuit Total		137	224	160	319	170	1,010	17,467	12,399	25,001	30,941	7,701	93,509	15,519	9,996	22,120	23,388	6,209	77,232

1989 Annual Public Service Employment (P.S.E.) Statistics
January 1, 1989 - December 31, 1989

Circuit	County	TOTAL NUMBER OF CLIENTS ORDERED TO PERFORM P.S.E. DURING 1989						TOTAL NUMBER OF HOURS OF P.S.E. ORDERED DURING 1989						TOTAL NUMBER OF HOURS OF P.S.E. COMPLETED DURING 1989					
		Adult Felon	Adult Misd.	DUI	Other Traffic	Juvenile	Total	Adult Felon	Adult Misd.	DUI	Other Traffic	Juvenile	Total	Adult Felon	Adult Misd.	DUI	Other Traffic	Juvenile	Total
6th	Champaign	227	244	256	222	120	1,069	24,710	16,767	40,300	22,960	5,680	110,417	12,564	9,731	23,678	14,554	5,029	65,556
	DeWitt	3	2	1	0	0	6	620	222	70	0	0	912	620	192	10	0	0	822
	Douglas	7	13	28	8	6	62	450	915	1,385	830	330	3,910	710	768	952	1,295	159	3,884
	Macon	7	7	7	5	103	129	1,050	570	720	970	8,383	11,693	150	295	90	125	5,473	6,133
	Moultrie	27	6	30	0	4	67	512	120	520	0	45	1,197	280	90	300	0	25	695
	Piatt	3	3	2	0	0	8	510	120	200	0	0	830	250	450	120	0	0	415
6th Circuit Total		274	275	324	235	233	1,341	27,852	18,714	43,195	24,760	14,438	128,959	14,574	11,121	25,150	15,974	10,686	77,505
7th	Greene/ Scott	7	10	12	47	0	76	540	667	1,920	752	0	3,879	1,096	523	876	832	0	3,327
	Jersey	7	28	17	50	12	114	1,130	1,870	919	2,464	406	6,789	851	1,210	707	1,255	349	4,372
	Macoupin	6	5	10	8	14	43	220	324	725	1,000	627	2,896	200	260	1,132	717	737	3,046
	Morgan	5	11	10	5	53	84	616	984	1,750	888	2,343	6,581	925	691	1,259	576	1,027	4,478
	Sangamon	24	140	98	4	0	266	2,430	19,192	8,443	250	0	30,315	1,938	12,940	7,511	245	0	22,634
	Sangamon Juv.	0	0	0	0	37	37	0	0	0	0	984	984	0	0	0	0	706	706
7th Circuit Total		49	194	147	114	116	620	4,936	23,037	13,757	5,354	4,360	51,444	5,010	15,624	11,485	3,625	2,819	38,563
8th	Adams	32	19	5	4	4	64	2,660	720	185	110	80	3,755	947	344	120	0	60	1,471
	Brown	2	4	1	1	2	10	300	30	0	240	20	590	100	95	180	0	60	435
	Calhoun	0	6	1	0	1	8	0	115	144	0	25	284	0	115	144	0	25	284
	Cass	0	27	1	5	9	42	0	2,065	40	160	280	2,545	0	1,460	40	160	245	1,905
	Mason	10	15	3	4	23	55	1,995	660	250	360	1,210	4,475	1,445	90	270	600	1,325	3,730
	Menard	14	13	7	2	7	43	360	350	210	20	560	1,500	320	280	200	20	340	1,160
	Pike	4	5	0	0	13	22	360	180	0	0	480	1,020	300	160	0	0	416	876
	Schuyler	2	27	2	2	13	46	700	660	80	90	310	1,840	350	710	120	75	160	1,415
8th Circuit Total		64	116	20	18	72	290	6,375	4,780	909	980	2,965	16,009	3,462	3,254	1,074	855	2,631	11,276
9th	Fulton	19	14	2	2	0	37	5,271	2,716	560	240	0	8,787	3,150	920	156	0	0	4,226
	Hancock	2	3	0	4	0	9	100	380	0	400	0	880	0	100	0	410	0	510
	Henderson	0	0	1	0	0	1	0	0	20	0	0	20	200	0	0	0	0	200
	Knox	9	49	4	23	4	89	699	2,194	845	3,250	667	7,655	489	1,134	720	1,088	167	3,598
	McDonough	11	9	2	3	1	26	1,930	623	228	140	5	8,926	870	868	320	60	5	2,123
	Warren	1	3	1	0	0	5	200	180	320	0	0	700	0	0	0	0	0	0
9th Circuit Total		42	78	10	32	5	167	8,200	6,093	1,973	4,030	672	26,968	4,709	3,022	1,196	1,558	172	10,657
10th	Marshall/ Putnam/ Stark	0	19	7	12	51	89	0	1,290	140	245	975	2,650	0	871	140	202	765	1,978
	Peoria	61	436	50	575	98	1,220	14,523	18,102	5,356	33,489	5,083	76,553	5,267	14,738	3,516	23,231	2,592	49,334
	Tazewell	41	28	43	54	54	220	7,545	1,792	7,370	8,893	2,605	28,205	4,281	1,291	53,339	4,131	3,006	18,050
10th Circuit Total		102	483	100	641	203	1,529	22,068	21,184	12,866	42,627	8,663	107,408	9,548	16,900	56,995	27,564	6,363	69,362
11th	Ford	3	4	4	11	17	39	880	260	500	1,200	2,594	5,434	370	120	385	750	590	2,215
	Livingston	4	21	5	13	47	90	552	880	300	411	980	3,123	1,554	682	381	150	851	3,618
	Logan	1	23	12	19	32	87	500	1,470	1,495	1,520	2,179	7,164	625	502	853	537	858	3,377
	McLean	74	13	42	25	24	178	10,699	1,484	3,146	4,735	575	20,639	8,762	1,390	1,573	940	274	12,939
	Woodford	4	5	0	31	10	50	628	236	0	3,522	588	4,974	620	595	0	1,640	204	9,059
11th Circuit Total		86	66	63	99	130	444	13,259	4,330	5,441	11,388	6,916	41,334	11,931	3,289	3,192	4,017	2,777	25,208

1989 Annual Public Service Employment (P.S.E.) Statistics
January 1, 1989 - December 31, 1989

Circuit	County	TOTAL NUMBER OF CLIENTS ORDERED TO PERFORM P.S.E. DURING 1989						TOTAL NUMBER OF HOURS OF P.S.E. ORDERED DURING 1989						TOTAL NUMBER OF HOURS OF P.S.E. COMPLETED DURING 1989					
		Adult Felon	Adult Misd.	DUI	Other Traffic	Juvenile	Total	Adult Felon	Adult Misd.	DUI	Other Traffic	Juvenile	Total	Adult Felon	Adult Misd.	DUI	Other Traffic	Juvenile	Total
12th	Will	55	16	3	6	217	297	14,995	1,190	300	600	8,310	25,395	1,538	430	145	0	6,050	8,163
12th Circuit Total		55	16	3	6	217	297	14,995	1,190	300	600	8,310	25,395	1,538	430	145	0	6,050	8,163
13th	Bureau	0	3	0	0	39	42	0	43	0	0	753	796	58	153	0	120	1,205	1,536
	Grundy	3	6	0	0	4	13	150	315	0	0	166	631	0	167	0	0	26	193
	LaSalle	1	3	2	4	8	18	150	80	560	780	440	2,010	140	132	530	1,445	76	2,323
13th Circuit Total		4	12	2	4	51	73	300	438	560	780	1,359	3,437	198	452	530	1,565	1,307	4,052
14th	Henry	7	18	27	1	31	84	1,610	1,086	2,310	80	2,017	7,103	779	582	1,392	0	1,153	3,906
	Mercer	0	7	7	21	4	39	0	276	897	982	430	2,585	40	231	537	602	190	1,600
	Rock Island	34	235	67	193	382	911	5,098	10,151	6,781	15,962	10,246	48,238	5,935	12,144	7,008	14,867	10,261	50,215
	Whiteside	13	100	40	70	45	268	3,672	4,603	4,649	4,734	3,144	20,802	5,086	4,925	5,255	2,638	2,958	20,862
14th Circuit Total		54	360	141	285	462	1,302	10,380	16,116	14,637	21,758	15,837	78,728	11,840	17,882	14,192	18,107	14,562	76,583
15th	Carroll	2	36	10	4	20	72	165	1,021	464	100	1,118	2,868	181	448	193	102	670	1,594
	JoDaviess	0	0	1	2	6	9	0	0	40	80	190	310	0	0	20	40	70	130
	Lee	5	90	37	35	39	206	560	1,896	2,697	967	1,502	7,622	1,218	1,895	3,427	437	1,221	8,198
	Ogle	45	236	146	184	46	657	2,922	3,465	3,176	2,144	910	12,617	855	2,245	2,191	1,211	583	7,085
	Stephenson	34	108	59	67	38	306	3,168	4,868	3,876	1,573	994	14,479	2,286	3,299	2,463	1,035	449	9,532
15th Circuit Total		86	470	253	292	149	1,250	6,815	11,250	10,253	4,864	4,714	37,896	4,540	7,887	8,294	2,825	2,993	26,539
16th	DeKalb	3	154	18	22	39	236	120	3,926	1,296	2,224	884	8,450	632	4,276	1,444	1,490	1,059	8,901
	Kane	138	433	108	337	81	1,097	57,444	12,090	9,552	35,142	1,701	115,929	6,097	7,497	5,729	24,098	1,682	45,103
	Kendall	2	8	21	12	2	45	370	1,180	2,170	2,285	105	6,110	560	150	1,560	1,725	105	4,100
16th Circuit Total		143	595	147	371	122	1,378	57,934	17,196	13,018	39,651	2,690	130,489	7,289	11,923	8,733	27,313	2,846	58,104
17th	Boone	5	44	11	26	41	127	240	1,621	662	2,641	2,214	7,378	340	80	150	357	1,353	2,280
	Winnebago	152	222	76	210	345	1,005	14,637	14,660	6,259	21,093	13,780	70,429	6,820	9,961	3,410	9,460	12,980	42,631
17 Circuit Total		157	266	87	236	386	1,132	14,877	16,281	6,921	23,734	15,994	77,807	7,160	10,041	3,560	9,817	14,333	44,911
18th	DuPage	205	430	234	456	84	1,409	21,372	36,409	18,472	59,290	2,316	137,859	1,795	4,621	1,919	6,779	0	15,114
18th Circuit Total		205	430	234	456	84	1,409	21,372	36,409	18,472	59,290	2,316	137,859	1,795	4,621	1,919	6,779	0	15,114
19th	Lake	756	1,110	424	600	186	3,076	92,172	45,720	37,166	51,049	10,375	236,482	57,664	32,548	32,042	21,307	5,478	149,039
	McHenry	73	213	48	72	98	504	8,341	7,878	4,195	8,864	2,400	31,678	2,869	6,660	2,690	6,312	2,137	20,668
19th Circuit Total		829	1,323	472	672	284	3,580	100,513	53,598	41,361	59,913	12,775	268,160	60,533	39,208	34,732	27,619	7,615	169,707
20th	Monroe	0	0	1	1	0	2	0	0	31	6	0	37	0	0	31	6	0	37
	Perry	3	2	7	2	0	15	405	150	685	320	0	1,560	153	62	112	182	0	509
	Randolph	2	1	6	3	12	24	224	40	585	270	760	1,879	284	0	270	110	440	1,104
	St. Clair	41	5	24	43	7	120	4,895	140	3,396	9,204	384	18,019	3,310	240	1,103	3,685	425	8,763
	Washington	0	1	1	0	1	3	0	100	240	0	100	440	0	0	0	0	0	0
20th Circuit Total		46	9	39	49	20	164	5,524	430	4,937	9,800	1,244	21,935	3,747	302	1,516	3,983	865	10,413
21st	Iroquois	20	47	6	2	58	133	1,162	3,374	248	24	1,032	5,840	1,107	3,028	248	24	1,017	5,424
	Kankakee	14	45	21	128	1	209	1,071	1,417	1,856	9,137	40	15,321	579	705	1,388	4,670	40	7,383
21 Circuit Total		34	92	27	130	59	342	2,233	4,791	2,104	9,161	1,072	21,161	1,686	3,733	1,636	4,694	1,057	12,807
Downstate Total		2,875	5,551	2,639	4,475	2,993	18,534	399,423	277,703	255,404	405,770	127,206	1,473,307	205,645	178,918	228,216	211,693	92,722	869,132
Cook Adult		0	0	0	0	0	1,021	0	0	0	0	0	222,753	0	0	0	0	0	131,793
Juvenile		0	0	0	0	365	365	0	0	0	0	11,968	11,968	0	0	0	0	6,606	6,606
Social Service		16	1,030	3,041	1,631	365	7,104	3,209	94,912	477,561	265,746	11,968	1,076,149	2,296	36,732	257,773	87,837	6,606	523,037
Cook County Total		16	1,030	3,041	1,631	730	8,490	3,209	94,912	477,561	265,746	23,936	1,310,870	2,296	36,732	257,773	87,837	13,212	661,436
State Total		2,891	6,581	5,680	6,106	3,723	27,024	402,632	372,615	732,965	671,516	151,142	2,784,177	207,941	215,650	485,989	299,530	105,934	1,530,568

1989 Restitution Survey

January 1, 1989 - December 31, 1989

Circuit	County	AMOUNT OF ADULT RESTITUTION COLLECTED BY: Probation Department	Circuit Clerk	State's Attorney	Total Collected In County	Adults Ordered To Pay	AMOUNT OF JUVENILE RESTITUTION COLLECTED BY: Probation Department	Circuit Clerk	State's Attorney	Total Collected In County	Juveniles Ordered To Pay
1st	Alexander	$0.00	$9,678.84	$0.00	$9,678.84	48	$0.00	$190.66	$0.00	$190.66	11
	Jackson	$0.00	$70,655.33	$0.00	$70,655.33	140	$0.00	$4,147.64	$0.00	$4,147.64	14
	Johnson	$0.00	$12,196.64	$0.00	$12,196.64	14	$0.00	$3,075.60	$0.00	$3,075.60	1
	Massac	$0.00	$10,343.00	$0.00	$10,343.00	49	$0.00		$0.00	$0.00	16
	Pope	$0.00	$3,291.24	$0.00	$3,291.24	18	$0.00	$190.92	$0.00	$190.92	2
	Pulaski	$0.00	$1,891.96	$0.00	$1,891.96	16	$0.00	$522.00	$0.00	$522.00	3
	Saline	$0.00	$51,439.39	$0.00	$51,439.39	119	$0.00	$2,225.80	$0.00	$2,225.80	8
	Union	$1,094.80	$6,373.72	$0.00	$7,468.52	21	$655.00	$0.00	$0.00	$655.00	1
	Williamson	$0.00	$39,062.84	$125,826.76	$164,889.60	137	$3,478.24	$1,054.50	$174.99	$4,707.73	20
1st Circuit Total		$1,094.80	$204,932.96	$125,826.76	$331,854.52	562	$4,133.24	$11,407.12	$174.99	$15,715.35	76
2nd	Crawford	$0.00	$9,103.80	$0.00	$9,103.80	10	$0.00	$0.00	$0.00	$0.00	5
	Edwards	$0.00	$6,346.40	$0.00	$6,346.40	17	$0.00	$63.50	$0.00	$63.50	2
	**Franklin/ Hamilton/ Jefferson	$0.00	$24,373.32	$0.00	$24,673.32	55	$0.00	$0.00	$0.00	$0.00	3
	Gallatin	$0.00	$829.98	$0.00	$829.98	10	$0.00	$230.00	$0.00	$230.00	1
	Hardin	$0.00	$1,122.70	$0.00	$1,122.70	6	$0.00	$0.00	$0.00	$0.00	0
	Lawrence	$0.00	$6,067.64	$0.00	$6,067.64	11	$0.00	$829.35	$0.00	$829.35	4
	Richland	$0.00	$28,550.09	$0.00	$28,550.09	48	$0.00	$23.50	$0.00	$23.50	0
	Wabash	$2,650.00	$21,525.80	$0.00	$24,175.80	21	$0.00	$693.74	$0.00	$693.74	2
	Wayne	$0.00	$19,766.72	$0.00	$19,766.72	39	$0.00	$220.74	$0.00	$220.74	9
	White	$0.00	$14,615.29	$908.26	$15,523.55	21	$487.75	$281.00	$0.00	$768.75	6
2nd Circuit Total		$2,650.00	$132,301.74	$908.26	$136,160.00	238	$487.75	$2,341.83	$0.00	$2,829.58	32
3rd	Bond	$0.00	$11,100.35	$13,379.35	$2,479.00	45	$0.00	$0.00	$0.00	$0.00	6
	Madison	$0.00	$128,036.83	$0.00	$128,035.83	348	$1,436.56	$4,420.71	$0.00	$5,857.27	63
3rd Circuit Total		$0.00	$139,137.18	$13,379.35	$130,514.83	393	$1,436.56	$4,420.71	$0.00	$5,857.27	69
4th	Christian	$0.00	$4,160.00	$41,154.00	$45,314.00	84	$0.00	$0.00	$0.00	$0.00	0
	Clay	$0.00	$29,810.02	$0.00	$29,810.02	37	$0.00	$1,938.35	$0.00	$1,938.35	5
	Clinton	$0.00	$40,776.90	$0.00	$40,776.90	86	xxx	xxx	xxx	xxx	xxx
	Effingham	$0.00	$17,715.44	$0.00	$17,715.44	42	$0.00	$651.55	$0.00	$651.55	4
	Fayette	$0.00	$16,626.30	$0.00	$16,626.30	28	$0.00	$804.50	$0.00	$804.50	18
	Jasper	$0.00	$6,968.10	$0.00	$6,968.10	15	$0.00	$245.24	$0.00	$245.24	5
	Marion	$0.00	$36,260.60	$0.00	$36,260.60	265	$0.00	$1,742.49	$0.00	$1,742.49	16
	Montgomery	$0.00	$0.00	$0.00	$0.00	12	xxx	xxx	xxx	xxx	xxx
	Shelby	$0.00	$22,911.58	$10,808.39	$33,719.97	44	$0.00	$2,935.49	$0.00	$2,935.49	18
4th Circuit Total		$0.00	$175,228.94	$51,962.39	$227,191.33	613	$0.00	$8,317.62	$0.00	$8,317.62	66
5th	Clark	$0.00	$14,647.84	$0.00	$14,647.84	26	$0.00	$978.14	$0.00	$978.14	11
	Coles/ Cumberland	$52,341.51	$0.00	$0.00	$52,341.51	178	$8,153.26	$0.00	$0.00	$8,153.26	46
	Edgar	$0.00	$10,543.37	$0.00	$10,543.37	62	$0.00	$1,570.03	$0.00	$1,570.03	22
	Vermilion	$125,525.79	$0.00	$0.00	$125,525.79	420	$6,164.10	$0.00	$0.00	$6,164.10	74
5th Circuit Total		$177,867.30	$25,191.21	$0.00	$203,058.51	686	$14,317.36	$2,548.17	$0.00	$16,865.53	153
6th	Champaign	$961.00	$83,661.00	xxxx	$84,622.56	253	$2,093.09	$5,091.85	$0.00	$7,184.94	71
	DeWitt	$0.00	$5,038.24	$0.00	$5,038.24	14	$1,931.25	$0.00	$0.00	$1,931.25	8
	Douglas	$0.00	$5,967.45	$0.00	$5,967.45	25	$0.00	$371.75	$0.00	$371.75	10
	Macon	$0.00	$103,724.42	$0.00	$103,724.42	117	$186.02	$3,373.72	$0.00	$3,559.74	30
	Moultrie	$0.00	$5,899.90	$0.00	$5,899.90	20	$0.00	$2,698.28	$0.00	$2,698.28	8
	Piatt	$0.00	$5,904.85	$0.00	$5,904.85	23	$0.00	$571.19	$0.00	$571.19	1
6th Circuit Total		$961.00	$210,195.86	$0.00	$211,157.42	452	$4,210.36	$12,106.79	$0.00	$16,317.15	128
7th	Greene/ Scott	$0.00	$7,217.58	$0.00	$7,217.58	15	$0.00	$0.00	$0.00	$0.00	2
	Jersey	$0.00	$51,908.20	$0.00	$51,908.20	26	$0.00	$1,011.62	$0.00	$1,011.62	7
	Macoupin	$0.00	$35,480.44	$0.00	$35,480.44	43	$0.00	$3,178.38	$0.00	$3,178.38	30
	Morgan	$0.00	$35,164.00	$0.00	$35,164.00	101	$0.00	$2,221.22	$0.00	$2,221.22	8
	Sangamon	$0.00	$154,721.60	$0.00	$154,721.60	247	$9,525.44	$5,849.53	$0.00	$15,374.97	98
7th Circuit Total		$0.00	$284,491.82	$0.00	$284,492.38	432	$9,525.44	$12,260.75	$0.00	$21,786.19	145
8th	Adams	$0.00	$84,450.97	$0.00	$84,450.97	195	xxx	xxx	xxx	xxx	55
	Brown	$0.00	$9,904.83	$0.00	$9,904.83	26	$0.00	$0.00	$0.00	$0.00	3
	Calhoun	$0.00	$7,932.23	$0.00	$7,932.23	12	$0.00	$0.00	$0.00	$0.00	4
	Cass	$0.00	$5,602.75	$0.00	$5,602.75	18	$0.00	$478.40	$0.00	$478.40	3
	Mason	$0.00	$12,064.72	$0.00	$12,064.72	41	$0.00	$0.00	$0.00	$0.00	6
	Menard	$0.00	$7,562.69	$0.00	$7,562.69	24	$0.00	$1,326.39	$0.00	$1,326.39	6
	Pike	$15,503.53	$0.00	$0.00	$15,503.53	52	$2,066.74	$0.00	$0.00	$2,066.74	11
	Schuyler	$0.00	$3,787.45	$0.00	$3,787.45	36	$0.00	$65.00	$0.00	$65.00	3
8th Circuit Total		$15,503.53	$131,305.64	$0.00	$146,809.17	404	$2,066.74	$1,869.79	$0.00	$3,936.53	91

xxNote: Jefferson County collected $33,767.00 from 24 adults and juveniles not reported in other reported amounts.
xxxRecords for adult and juvenile cases are not kept separately.
xxxxNot available.

1989 Restitution Survey
January 1, 1989 - December 31, 1989

Circuit	County	AMOUNT OF ADULT RESTITUTION COLLECTED BY: Probation Department	Circuit Clerk	State's Attorney	Total Collected In County	Adults Ordered To Pay	AMOUNT OF JUVENILE RESTITUTION COLLECTED BY: Probation Department	Circuit Clerk	State's Attorney	Total Collected In County	Juveniles Ordered To Pay
9th	Fulton	$0.00	$678.85	$38,553.78	$39,232.63	171	$4,247.21	$0.00	$0.00	$4,247.21	24
	Hancock	$0.00	$37,629.00	$0.00	$37,629.00	43	$1,559.00	$0.00	$0.00	$1,559.86	8
	Henderson	$0.00	$3,977.24	$6,910.49	$10,887.73	19	$0.00	$0.00	$145.54	$145.54	0
	Knox	$48,775.49	$6,503.65	$0.00	$55,279.14	133	$7,243.52	$0.00	$0.00	$7,243.52	26
	McDonough	$0.00	$401.00	$91,890.84	$92,292.68	72	$2,375.90	$0.00	$0.00	$2,375.90	13
	Warren	$0.00	$1,933.00	$7,176.65	$9,109.65	60	$434.00	$0.00	$1,725.00	$2,159.00	7
9th Circuit Total		$48,775.49	$51,122.74	$144,531.76	$244,430.83	498	$15,859.63	$0.00	$1,870.54	$17,731.03	78
10th	Marshall/ Putnam/ Stark	$0.00	$4,731.06	$0.00	$4,731.06	41	$0.00	$8,789.07	$0.00	$8,789.07	17
	Peoria	$0.00	$115,191.36	$0.00	$115,191.36	276	$0.00	$3,294.10	$0.00	$3,294.10	21
	Tazewell	$51,424.02	$0.00	$0.00	$51,424.02	237	$2,721.03	$0.00	$0.00	$2,721.03	21
10th Circuit Total		$51,424.02	$119,922.42	$0.00	$171,346.44	554	$2,721.03	$12,083.17	$0.00	$14,804.20	59
11th	Ford	$0.00	$13,572.18	$0.00	$13,572.18	14	$0.00	$1,462.23	$0.00	$1,462.23	14
	Livingston	$150,650.23	$6,103.44	$0.00	$156,753.67	145	$6,540.08	$0.00	$0.00	$6,540.08	53
	Logan	$17,411.86	$0.00	$11,763.33	$29,175.19	113	$2,046.62	$0.00	$0.00	$2,046.62	11
	McLean	$116,940.05	$0.00	$0.00	$116,940.05	462	$8,630.27	$0.00	$0.00	$8,630.27	37
	Woodford	$28,713.00	$0.00	$780.00	$29,493.00	38	$5,007.00	$0.00	$0.00	$5,007.00	19
11th Circuit Total		$313,715.14	$19,675.62	$12,543.33	$345,934.09	772	$22,223.97	$1,462.23	$0.00	$23,686.20	134
12th	Will	$0.00	$43,983.34	$0.00	$43,983.34	191	$10,252.15	$13,574.75	$0.00	$23,826.90	65
12th Circuit Total		$0.00	$43,983.34	$0.00	$43,983.34	191	$10,252.15	$13,574.75	$0.00	$23,826.90	65
13th	Bureau	$0.00	$0.00	$64,114.87	$64,114.87	30	$0.00	$0.00	$9,160.87	$9,160.87	17
	Grundy	$0.00	$0.00	$47,424.77	$47,424.77	39	$0.00	$0.00	$7,022.04	$7,022.04	17
	LaSalle	$0.00	$0.00	$92,920.93	$92,920.93	151	$1,547.75	$0.00	$6,811.44	$8,359.19	21
13th Circuit Total		$0.00	$0.00	$204,460.57	$204,460.57	220	$1,547.75	$0.00	$22,994.35	$24,542.10	55
14th	Henry	$16,569.06	$337.50	$43,002.19	$59,908.75	125	$4,869.19	$0.00	$0.00	$4,869.19	36
	Mercer	$10,131.00	$0.00	$15,108.00	$25,239.00	3,092	$54.00	$2,008.00	$0.00	$1,084.00	15
	Rock Island	$0.00	$122,970.09	$0.00	$122,970.00	269	$0.00	$4,586.10	$0.00	$4,586.10	54
	Whiteside	$55,092.16	$0.00	$2,341.13	$57,433.28	137	$5,742.66	$0.00	$0.00	$5,742.66	14
14th Circuit Total		$81,792.22	$123,307.59	$60,451.32	$265,551.03	3,623	$10,665.85	$6,594.10	$0.00	$16,281.95	119
15th	Carroll	$9,747.64	$0.00	$0.00	$9,747.64	37	$1,525.46	$0.00	$164.50	$1,689.96	5
	JoDaviess	$14,492.82	$0.00	$0.00	$14,492.82	32	$2,208.42	$0.00	$0.00	$2,208.42	2
	Lee	$34,812.55	$0.00	$0.00	$34,812.55	94	$4,137.04	$0.00	$0.00	$4,137.04	47
	Ogle	$20,000.00	$33,899.10	$35,254.83	$89,153.93	111	$3,666.59	$0.00	$0.00	$3,666.59	19
	Stephenson	$45,496.00	$0.00	$0.00	$45,496.30	151	$9,015.78	$0.00	$0.00	$9,015.78	27
15th Circuit Total		$124,549.01	$33,899.10	$35,254.83	$193,703.24	425	$20,553.29	$0.00	$164.50	$20,717.79	100
16th	DeKalb	$82,020.51	$1,824.00	$0.00	$83,844.51	254	$12,054.25	$0.00	$0.00	$12,054.25	23
	Kane	$74,756.00	$0.00	$0.00	$74,756.00	423	$23,851.00	$0.00	$423.00	$23,851.00	142
	Kendall	$0.00	$20,346.89	$0.00	$20,346.89		$3,208.00	$0.00	$0.00	$3,208.00	5
16th Circuit Total		$156,776.51	$22,170.89	$0.00	$178,947.40	677	$39,113.25	$0.00	$423.00	$39,113.25	170
17th	Boone	$0.00	$17,394.22	$0.00	$17,394.22	25	$576.91	$3,183.90	$0.00	$3,760.81	11
	Winnebago	$157,869.73	$0.00	$0.00	$157,869.73	1,178	$11,658.86	$0.00	$0.00	$11,658.86	152
17th Circuit Total		$157,869.73	$17,394.22	$0.00	$175,263.95	1,203	$12,235.77	$3,183.90	$0.00	$15,419.67	163
18th	DuPage	$563,706.38	*	$163,037.00	$726,743.38	xxxx	$39,045.50	*	$0.00	$39,045.50	136
18th Circuit Total		$563,706.38	*	$163,037.00	$726,743.38	xxxx	$39,045.50	*	$0.00	$39,045.50	136
19th	Lake	$0.00	$518,956.37	$0.00	$518,956.37	749	$0.00	$44,757.57	$0.00	$44,757.57	139
	McHenry	$830.45	$126,034.72	$0.00	$126,865.17	266	$33,355.24	$0.00	$0.00	$33,355.24	82
19th Circuit Total		$830.45	$644,991.09	$0.00	$645,821.54	1,015	$33,355.24	$44,757.57	$0.00	$78,112.81	221
20th	Monroe	$0.00	$4,024.22	$0.00	$4,024.22	13	$0.00	$0.00	$0.00	$0.00	1
	Perry	$0.00	$5,354.00	$0.00	$5,354.00	33	$0.00	$122.06	$0.00	$122.06	3
	Randolph	$0.00	$22,958.86	$0.00	$22,958.86	36	$0.00	$0.00	$0.00	$0.00	15
	St. Clair	$45,915.64	$36,398.33	$0.00	$82,313.97	235	$1,780.33	$0.00	$0.00	$1,780.33	78
	Washington	$0.00	$2,125.99	$0.00	$2,125.99	23	$0.00	$476.59	$0.00	$476.59	6
20th Circuit Total		$45,915.64	$70,861.40	$0.00	$116,777.04	340	$1,780.33	$598.65	$0.00	$2,378.98	103
21st	Iroquois	$3,901.10	$21,913.01	$26,193.24	$52,007.35	91	$994.29	xxx	xxx	$994.29	27
	Kankakee	$0.00	$34,555.80	$0.00	$34,555.80	49	$0.00	$3,574.02	$0.00	$3,574.02	11
21st Circuit Total		$3,901.10	$56,468.81	$26,193.24	$86,563.15	140	$994.29	$3,574.02	$0.00	$4,568.31	38
Downstate		$1,747,332.32	$2,501,743.15	$838,548.81	$5,065,924.10	13,414	$246,525.50	$141,005.84	$25,627.38	$411,758.58	2,196
Cook Adult		$1,016,996.49	$0.00	$0.00	$1,016,996.49	1,701	$0.00	$0.00	$0.00	$0.00	0
Juvenile		$0.00	$0.00	$0.00	$0.00	0	$75,056.89	$0.00	$0.00	$75,056.89	522
Social Services		$343,722.80	$0.00	$0.00	$343,722.80	1,411	$0.00	$0.00	$0.00	$0.00	0
Cook County Total		$1,360,719.29	$0.00	$0.00	$1,360,719.29	3,112	$75,056.89	$0.00	$0.00	$75,056.89	522
State Total		$3,108,051.61	$2,501,743.15	$838,584.81	$6,417,643.39	16,526	$321,582.39	$141,005.84	$25,627.38	$486,815.47	2,718

*Unknown.
xxx Records for adult and juvenile cases are not kept separately.
xxxx Not available.

1989 Annual Adult Investigation Survey
January 1, 1989 - December 31, 1989

		PRESENTENCE INVESTIGATIONS										OTHER INVESTIGATIONS							
		LONG FORM					SHORT FORM												
Circuit	County	Felony	Misde-meanor	DUI	Traffic	Total	Felony	Misde-meanor	DUI	Traffic	Total	Supple-mental	For Other Counties	For Other States	Pretrial Bond	Other Precon-viction	Other	Total	Total All Investiga-tions
1st	Alexander	24	0	0	0	24	0	0	0	0	0	0	8	6	0	0	0	14	38
	Jackson	49	0	0	0	49	3	1	0	0	4	0	21	6	0	0	0	27	80
	Johnson	6	0	0	0	6	0	0	0	0	0	0	0	0	0	0	1	1	7
	Massac	1	0	0	0	1	0	0	0	0	0	0	0	0	0	0	0	0	1
	Pope	6	1	0	0	7	0	0	0	0	0	0	0	0	0	0	1	1	8
	Pulaski	2	0	0	0	2	0	0	0	0	0	0	0	0	0	0	0	0	2
	Saline	5	0	0	2	7	0	0	0	0	0	3	0	0	0	0	0	3	10
	Union	2	0	0	0	2	0	1	2	0	3	0	0	1	0	0	0	1	6
	Williamson	28	0	2	0	30	0	0	0	0	0	0	0	1	0	0	0	1	31
1st Circuit Total		123	1	2	2	128	3	2	2	0	7	3	29	14	0	0	2	48	183
2nd	Crawford	6	0	0	0	6	0	0	0	0	0	0	15	3	0	0	6	24	30
	Edwards	3	0	0	0	3	0	0	0	0	0	0	1	0	0	0	1	2	5
	Franklin/ Hamilton/ Jefferson	98	20	10	4	132	0	0	0	0	0	0	0	0	0	0	0	0	132
	Gallatin	3	0	1	0	4	0	0	1	0	1	0	8	4	0	0	0	12	17
	Hardin	2	0	0	0	2	0	0	1	0	1	0	6	2	0	0	0	8	11
	Lawrence	2	3	0	0	5	0	0	0	0	0	0	3	6	0	0	1	10	15
	Richland	21	1	1	0	23	0	3	0	0	3	2	0	0	0	0	2	4	30
	Wabash	4	0	0	0	4	0	0	0	0	0	0	2	0	0	0	0	2	6
	Wayne	16	0	0	0	16	0	0	0	0	0	0	0	1	0	0	0	1	17
	White	3	0	0	0	3	0	0	0	0	0	0	0	0	0	0	1	1	4
2nd Circuit Total		158	24	12	4	198	0	3	2	0	5	2	35	16	0	0	11	64	267
3rd	Bond	3	1	0	0	4	0	0	0	0	0	0	0	0	0	0	0	0	4
	Madison	69	5	0	0	74	0	0	0	0	0	2	35	15	0	0	0	52	126
3rd Circuit Total		72	6	0	0	78	0	0	0	0	0	2	35	15	0	0	0	52	130
4th	Christian	21	1	0	0	22	0	0	0	0	0	1	50	0	0	0	0	51	73
	Clay	10	0	2	3	15	0	0	0	0	0	0	0	0	0	0	0	0	15
	Clinton	35	5	4	1	45	0	0	0	0	0	0	0	0	0	0	94	94	139
	Effingham	18	13	17	11	59	0	0	0	0	0	2	0	0	0	0	0	2	61
	Fayette	19	2	4	0	25	0	0	0	0	0	0	0	0	0	0	128	128	153
	Jasper	13	1	0	0	14	0	0	0	0	0	0	94	0	0	0	0	94	108
	Marion	43	10	7	5	65	0	0	0	0	0	2	0	1	13	0	0	16	81
	Montgomery	21	1	0	2	24	0	0	0	0	0	4	61	3	0	0	0	68	92
	Shelby	20	1	1	1	23	0	0	0	0	0	1	0	0	0	0	0	1	24
4th Circuit Total		200	34	35	23	292	0	0	0	0	0	10	205	4	13	0	222	454	746
5th	Clark	5	0	0	0	5	0	0	0	0	0	1	0	0	0	0	0	1	6
	Coles/ Cumberland	49	0	0	0	49	0	11	33	13	57	5	0	0	0	0	0	5	111
	Edgar	9	0	0	0	9	0	0	0	0	0	0	38	2	0	0	0	40	49
	Vermilion	232	13	28	22	295	0	6	9	8	23	0	0	0	0	0	0	0	318
5th Circuit Total		295	13	28	22	358	0	17	42	21	80	6	38	2	0	0	0	46	484

1989 Annual Adult Investigation Survey
January 1, 1989 - December 31, 1989

		PRESENTENCE INVESTIGATIONS										OTHER INVESTIGATIONS							
		LONG FORM					SHORT FORM												
Circuit	County	Felony	Misde-meanor	DUI	Traffic	Total	Felony	Misde-meanor	DUI	Traffic	Total	Supple-mental	For Other Counties	For Other States	Pretrial Bond	Other Precon-viction	Other	Total	Total All Investiga-tions
6th	Champaign	123	46	0	1	170	0	0	265	100	365	131	59	12	0	0	94	296	831
	De Witt	21	0	0	0	21	0	3	23	0	26	0	0	0	0	72	0	72	119
	Douglas	25	10	34	9	78	0	0	0	0	0	4	40	0	0	0	4	48	126
	Macon	258	3	3	0	264	155	4	2	1	162	0	0	0	0	0	0	0	426
	Moultrie	2	0	8	0	10	0	10	51	0	61	0	0	0	0	0	0	0	71
	Piatt	10	12	28	0	50	0	0	0	0	0	0	34	0	0	0	0	34	84
6th Circuit Total		439	71	73	10	593	155	17	341	101	614	135	133	12	0	72	98	450	1,657
7th	Greene/ Scott	23	40	19	30	112	0	0	0	0	0	0	0	0	0	0	0	0	112
	Jersey	15	34	13	14	76	0	43	7	15	65	0	8	0	0	0	0	8	149
	Macoupin	13	2	0	0	15	9	19	25	24	77	0	12	1	0	0	0	13	105
	Morgan	57	0	0	0	57	4	66	182	55	307	19	18	4	0	0	0	41	405
	Sangamon	126	15	6	0	147	0	0	0	0	0	2	12	3	0	0	0	17	164
7th Circuit Total		234	91	38	44	407	13	128	214	94	449	21	50	8	0	0	0	79	935
8th	Adams	206	0	0	0	206	13	40	15	19	87	54	0	0	0	0	61	115	408
	Brown	6	9	0	0	15	0	15	4	0	19	0	0	0	0	0	0	0	34
	Calhoun	2	5	4	0	11	0	6	1	1	8	0	0	0	0	0	0	0	19
	Cass	6	10	11	2	29	1	25	23	7	56	0	0	0	0	2	0	2	87
	Mason	2	7	11	11	31	0	0	0	0	0	0	31	0	0	0	5	36	67
	Menard	11	22	0	0	33	0	0	2	0	2	0	0	0	0	0	0	0	35
	Pike	26	22	20	5	73	0	0	0	0	0	2	0	0	0	0	0	2	75
	Schuyler	6	5	0	0	11	0	7	7	0	14	0	0	0	0	0	0	0	25
8th Circuit Total		265	80	46	18	409	14	93	52	27	186	56	31	0	0	2	66	155	750
9th	Fulton	22	13	11	10	56	0	0	0	0	0	0	0	0	0	0	0	0	56
	Hancock	12	0	1	0	13	0	0	0	0	0	0	0	0	0	0	0	0	13
	Henderson	3	4	1	0	8	0	0	0	0	0	0	0	0	0	0	0	0	8
	Knox	61	11	3	2	77	0	0	0	0	0	5	0	1	0	0	0	6	83
	McDonough	11	4	1	1	17	0	0	0	0	0	0	0	0	0	0	0	0	17
	Warren	34	3	0	0	37	0	0	0	0	0	1	0	0	0	1	0	2	39
9th Circuit Total		143	35	17	13	208	0	0	0	0	0	6	0	1	0	1	0	8	216
10th	Marshall/ Putnam/ Stark	35	12	0	0	47	1	2	1	0	4	10	0	2	0	0	6	18	69
	Peoria	135	22	4	2	163	0	0	0	0	0	109	5	0	0	0	0	114	277
	Tazewell	111	3	0	2	116	0	0	0	0	0	0	0	0	0	0	0	0	116
10th Circuit Total		281	37	4	4	326	1	2	1	0	4	119	5	2	0	0	6	132	462
11th	Ford	20	0	0	0	20	0	7	11	11	29	14	0	0	0	0	0	14	63
	Livingston	45	3	0	0	48	0	0	0	0	0	2	25	4	0	0	0	31	79
	Logan	43	5	0	0	48	0	0	0	0	0	0	0	0	5	0	0	5	53
	McLean	409	6	0	1	416	54	0	0	0	54	9	31	5	0	0	6	51	521
	Woodford	13	3	0	0	16	0	13	6	16	35	2	3	0	0	0	0	5	56
11th Circuit Total		530	17	0	1	548	54	20	17	27	118	27	59	9	5	0	6	106	772

1989 Annual Adult Investigation Survey
January 1, 1989 - December 31, 1989

		PRESENTENCE INVESTIGATIONS										OTHER INVESTIGATIONS							
		LONG FORM					SHORT FORM												
Circuit	County	Felony	Misde-meanor	DUI	Traffic	Total	Felony	Misde-meanor	DUI	Traffic	Total	Supple-mental	For Other Counties	For Other States	Pretrial Bond	Other Precon-viction	Other	Total	Total All Investiga-tions
12th	Will	185	0	0	0	185	0	0	0	0	0	0	0	0	0	0	0	0	185
12th Circuit	Total	185	0	0	0	185	0	0	0	0	0	0	0	0	0	0	0	0	185
13th	Bureau	11	5	0	2	18	0	0	0	0	0	0	30	2	0	0	0	32	50
	Grundy	1	0	0	0	1	0	0	0	0	0	0	37	2	0	0	0	39	40
	LaSalle	49	10	8	6	73	0	0	0	0	0	0	110	7	0	0	0	117	190
13th Circuit	Total	61	15	8	8	92	0	0	0	0	0	0	177	11	0	0	0	188	280
14th	Henry	40	6	3	0	49	0	1	0	0	1	14	0	0	2	0	0	16	66
	Mercer	3	1	0	0	4	0	0	0	0	0	0	14	1	55	0	0	70	74
	Rock Island	204	2	0	6	212	2	4	0	4	10	4	55	3	2,024	0	0	2,086	2,308
	Whiteside	49	1	0	1	51	0	0	0	0	0	1	0	0	1	0	2	4	55
14th Circuit	Total	296	10	3	7	316	2	5	0	4	11	19	69	4	2,082	0	2	2,176	2,503
15th	Carroll	18	2	0	0	20	0	0	0	0	0	0	19	4	1	0	3	27	47
	JoDaviess	0	0	0	0	0	0	0	0	0	0	0	0	0	0	0	0	0	0
	Lee	34	0	0	0	34	0	17	52	11	80	0	0	0	0	0	0	0	114
	Ogle	94	38	30	35	197	0	0	0	0	0	0	71	2	67	0	14	154	351
	Stephenson	118	3	0	0	121	0	0	0	0	0	0	32	10	0	0	219	261	382
15th Circuit	Total	264	43	30	35	372	0	17	52	11	80	0	122	16	68	0	236	442	894
16th	DeKalb	22	11	7	10	50	0	10	7	2	19	0	0	0	0	0	0	0	69
	Kane	128	16	0	0	144	0	0	0	0	0	0	45	0	0	0	926	971	1,115
	Kendall	7	2	1	3	13	0	0	0	0	0	0	0	0	0	0	0	0	13
16th Circuit	Total	157	29	8	13	207	0	10	7	2	19	0	45	0	0	0	926	971	1,197
17th	Boone	26	1	0	0	27	0	0	0	0	0	0	28	8	0	0	0	36	63
	Winnebago	135	27	1	6	169	0	0	0	0	0	104	185	52	0	0	0	341	510
17th Circuit	Total	161	28	1	6	196	0	0	0	0	0	104	213	60	0	0	0	377	573
18th	DuPage	805	104	90	10	1,009	0	0	0	0	0	19	0	3	0	0	0	22	1,031
18th Circuit	Total	805	104	90	10	1,009	0	0	0	0	0	19	0	3	0	0	0	22	1,031
19th	Lake	770	34	62	15	881	0	0	0	0	0	130	0	0	2,089	0	0	2,219	3,100
	McHenry	71	32	14	2	119	0	0	0	0	0	0	49	21	442	0	88	600	719
19th Circuit	Total	841	66	76	17	1,000	0	0	0	0	0	130	49	21	2,531	0	88	2,819	3,819
20th	Monroe	9	1	0	0	10	2	3	0	2	7	0	0	1	0	0	0	1	18
	Perry	14	0	1	0	15	6	0	0	0	6	0	7	0	0	0	0	7	28
	Randolph	16	0	0	0	16	0	0	0	0	0	0	4	4	0	0	0	8	24
	St. Clair	300	8	0	1	309	120	5	0	1	126	0	53	24	57	0	88	222	657
	Washington	4	0	0	0	4	0	0	0	0	0	0	21	0	0	0	0	21	25
20th Circuit	Total	343	9	1	1	354	128	8	0	3	139	0	85	29	57	0	88	259	752
21st	Iroquois	25	0	0	0	25	0	0	0	0	0	3	0	1	0	0	0	4	29
	Kankakee	34	2	0	0	36	0	0	0	0	0	0	0	1	0	0	5	6	42
21st Circuit	Total	59	2	0	0	61	0	0	0	0	0	3	0	2	0	0	5	10	71
Downstate	Total	5,912	715	472	238	7,337	370	322	730	290	1,712	662	1,380	229	4,756	75	1,756	8,858	17,907
Cook Adult		8,148	447	6	38	8,639	0	0	0	0	0	0	0	0	0	0	0	0	8,639
Cook Soc. Services		0	5	1	1	7	0	0	0	0	0	0	0	0	0	0	0	0	7
Total Cook County		8,148	452	7	39	8,646	0	0	0	0	0	0	0	0	0	0	0	0	8,646
State Total		14,060	1,167	479	277	15,983	370	322	730	290	1,712	662	1,380	229	4,756	75	1,756	8,858	26,553

1989 Annual Adult Probation Violation Survey
January 1, 1989 - December 31, 1989

Circuit	County	VIOLATIONS REPORTED: Technical	VIOLATIONS REPORTED: New Offense	VIOLATIONS REPORTED: Total	COURT ACTIONS TECHNICAL VIOLATIONS: No Violation	COURT ACTIONS TECHNICAL VIOLATIONS: Finding of Violation	COURT ACTIONS TECHNICAL VIOLATIONS: Total	COURT ACTIONS NEW OFFENSES: No Violation	COURT ACTIONS NEW OFFENSES: Finding of Violation	COURT ACTIONS NEW OFFENSES: Total
1st	Alexander	55	18	73	3	38	41	1	18	19
	Jackson	70	13	83	10	93	103	5	18	23
	Johnson	32	8	40	11	6	17	3	7	10
	Massac	59	19	78	24	0	24	6	5	11
	Pope	6	2	8	9	1	10	1	0	1
	Pulaski	10	3	13	0	9	9	0	4	4
	Saline	90	50	140	13	44	57	6	31	37
	Union	13	5	18	6	0	6	1	2	3
	Williamson	169	12	181	56	16	72	2	8	10
1st Circuit Total		504	130	634	132	207	339	25	93	118
2nd	Crawford	26	21	47	20	5	25	13	8	21
	Edwards	3	5	8	2	2	4	0	3	3
	Franklin/ Hamilton/ Jefferson	118	97	215	26	31	57	22	48	70
	Gallatin	8	10	18	6	0	6	2	4	6
	Hardin	4	5	9	2	0	2	2	3	5
	Lawrence	7	13	20	6	1	7	2	11	13
	Richland	32	13	45	11	19	30	1	12	13
	Wabash	22	11	33	12	10	22	3	4	7
	Wayne	36	20	56	1	11	12	0	12	12
	White	14	2	16	6	1	7	1	0	1
2nd Circuit Total		270	197	467	92	80	172	46	105	151
3rd	Bond	4	16	20	0	2	2	0	10	10
	Madison	201	106	307	68	82	150	51	54	105
3rd Circuit Total		205	122	327	68	84	152	51	64	115
4th	Christian	53	39	92	23	21	44	4	35	39
	Clay	17	15	32	5	7	12	2	13	15
	Clinton	50	72	122	0	10	10	0	23	23
	Effingham	38	34	72	10	23	33	3	9	12
	Fayette	29	23	52	2	4	6	1	19	20
	Jasper	2	22	24	0	1	1	6	6	12
	Marion	122	125	247	32	77	109	26	90	116
	Montgomery	34	9	43	4	8	12	0	3	3
	Shelby	39	37	76	18	20	38	14	21	35
4th Circuit Total		384	376	760	94	171	265	56	219	275
5th	Clark	3	17	20	0	3	3	9	8	17
	Coles/ Cumberland	118	51	169	18	60	78	6	30	36
	Edgar	30	19	49	6	13	19	7	18	25
	Vermilion	99	15	114	8	91	99	3	12	15
5th Circuit Total		250	102	352	32	167	199	25	68	93
6th	Champaign	112	116	228	9	41	50	6	83	89
	DeWitt	25	35	60	20	3	23	6	26	32
	Douglas	19	19	38	6	5	11	5	11	16
	Macon	69	193	262	16	36	52	30	126	156
	Moultrie	3	22	25	0	4	4	3	18	21
	Piatt	1	1	2	0	1	1	0	1	1
6th Circuit Total		229	386	615	51	90	141	50	265	315
7th	Greene/ Scott	16	10	26	11	5	16	4	6	10
	Jersey	8	1	9	4	6	10	1	1	2
	Macoupin	143	173	316	29	18	47	21	16	37
	Morgan	40	36	76	1	9	10	3	5	8
	Sangamon	296	198	494	65	76	141	27	65	92
7th Circuit Total		503	418	921	110	114	224	56	93	149
8th	Adams	63	60	123	13	30	43	14	32	46
	Brown	3	0	3	0	2	2	0	0	0
	Calhoun	3	3	6	1	1	2	0	3	3
	Cass	30	19	49	18	1	19	1	8	9
	Mason	25	21	46	1	6	7	1	3	4
	Menard	40	2	42	8	32	40	0	2	2
	Pike	13	4	17	0	11	11	0	3	3
	Schuyler	0	0	0	0	0	0	0	0	0
8th Circuit Total		177	109	286	41	83	124	16	51	67

1989 Annual Adult Probation Violation Survey
January 1, 1989 - December 31, 1989

Circuit	County	VIOLATIONS REPORTED			COURT ACTIONS TECHNICAL VIOLATIONS			COURT ACTIONS NEW OFFENSES		
		Technical	New Offense	Total	No Violation	Finding of Violation	Total	No Violation	Finding of Violation	Total
9th	Fulton	63	38	101	27	35	62	15	41	56
	Hancock	5	19	24	1	3	4	0	16	16
	Henderson	2	4	6	4	1	5	2	3	5
	Knox	42	30	72	21	15	36	9	26	35
	McDonough	40	15	55	30	27	57	7	12	19
	Warren	12	10	22	6	10	16	0	8	8
9th Circuit Total		164	116	280	89	91	180	33	106	139
10th	Marshall/ Putnam/ Stark	20	2	22	1	0	1	0	2	2
	Peoria	80	25	105	0	56	56	0	22	22
	Tazewell	131	58	189	7	104	111	3	37	40
10th Circuit Total		231	85	316	8	160	168	3	61	64
11th	Ford	29	5	34	0	29	29	0	5	5
	Livingston	86	42	128	40	42	82	18	29	47
	Logan	98	90	188	31	20	51	34	31	65
	McLean	145	93	238	30	33	63	13	45	58
	Woodford	64	25	89	36	21	57	22	12	34
11th Circuit Total		422	255	677	137	145	282	87	122	209
12th	Will	112	180	292	34	3	37	25	18	43
12th Circuit Total		112	180	292	34	3	37	25	18	43
13th	Bureau	12	8	20	0	1	1	0	2	2
	Grundy	7	5	12	0	0	0	0	0	0
	LaSalle	49	24	73	45	4	49	5	3	8
13th Circuit Total		68	37	105	45	5	50	5	5	10
14th	Henry	56	50	106	29	24	53	8	44	52
	Mercer	11	8	19	0	6	6	0	3	3
	Rock Island	142	66	208	94	57	151	27	39	66
	Whiteside	117	28	145	14	56	70	2	25	27
14th Circuit Total		326	152	478	137	143	280	37	111	148
15th	Carroll	55	27	82	16	9	25	2	13	15
	JoDaviess	42	47	89	12	7	19	26	11	37
	Lee	216	55	271	92	42	134	22	12	34
	Ogle	202	97	299	25	9	34	17	9	26
	Stephenson	460	32	492	418	145	563	21	14	35
15th Circuit Total		975	258	1,233	563	212	775	88	59	147
16th	DeKalb	60	63	123	27	10	37	25	18	43
	Kane	557	523	1,080	59	77	136	29	88	117
	Kendall	96	54	150	25	32	57	14	12	26
16th Circuit Total		713	640	1,353	111	119	230	68	118	186
17th	Boone	63	36	99	20	35	55	14	17	31
	Winnebago	317	315	632	19	41	60	16	58	74
17th Circuit Total		380	351	731	39	76	115	30	75	105
18th	DuPage	688	527	1,215	xx	xx	xx	xx	xx	xx
18th Circuit Total		688	527	1,215	xx	xx	xx	xx	xx	xx
19th	Lake	802	610	1,412	41	186	227	34	192	226
	McHenry	71	97	168	26	37	63	51	61	112
19th Circuit Total		873	707	1,580	67	223	290	85	253	338
20th	Monroe	21	28	49	3	3	6	5	11	16
	Perry	22	20	42	1	12	13	1	11	12
	Randolph	66	14	80	14	15	29	2	12	14
	St. Clair	314	135	449	22	112	134	10	116	126
	Washington	23	8	31	0	5	5	0	1	1
20th Circuit Total		446	205	651	40	147	187	18	151	169
21st	Iroquois	65	5	70	23	42	65	3	2	5
	Kankakee	70	7	77	27	43	70	4	3	7
21st Circuit Total		135	12	147	50	85	135	7	5	12
Downstate Total		8,055	5,365	13,420	1,940	2,405	4,345	811	2,042	2,853
Cook Adult Cook Social Service*		5,148	2,514	7,662	xx	xx	xx	xx	xx	xx
State Total		13,203	7,879	21,082	1,940	2,405	4,345	811	2,042	2,853

*Violation Report not submitted by Cook County Social Services.
xx Reported by Departments as Not Available.

1989 Annual Juvenile Probation Violation Survey
January 1, 1989 - December 31, 1989

		VIOLATIONS REPORTED			COURT ACTIONS TECHNICAL VIOLATIONS			COURT ACTIONS NEW OFFENSES		
Circuit	County	Technical	New Offense	Total	No Violation	Finding of Violation	Total	No Violation	Finding of Violation	Total
1st	Alexander	5	3	8	0	3	3	0	2	2
	Jackson	5	8	13	3	4	7	1	6	7
	Johnson	0	0	0	0	0	0	0	0	0
	Massac	2	4	6	0	1	1	0	0	0
	Pope	0	0	0	0	0	0	0	0	0
	Pulaski	0	4	4	0	0	0	0	4	4
	Saline	3	7	10	0	1	1	0	4	4
	Union	1	0	1	1	0	1	0	0	0
	Williamson	2	4	6	1	0	1	2	2	4
1st Circuit Total		18	30	48	5	9	14	3	18	21
2nd	Crawford	2	4	6	2	0	2	0	4	4
	Edwards	1	0	1	1	0	1	0	0	0
	Franklin/ Hamilton/ Jefferson	28	12	40	1	10	11	1	12	13
	Gallatin	1	2	3	0	0	0	0	2	2
	Hardin	0	0	0	0	0	0	0	0	0
	Lawrence	0	1	1	0	0	0	0	1	1
	Richland	5	1	6	1	4	5	1	1	2
	Wabash	5	1	6	3	1	4	0	0	0
	Wayne	2	7	9	0	2	2	1	2	3
	White	1	1	2	1	0	1	1	0	1
2nd Circuit Total		45	29	74	9	17	26	4	22	26
3rd	Bond	0	8	8	0	0	0	0	4	4
	Madison	130	35	165	67	88	155	30	48	78
3rd Circuit Total		130	43	173	67	88	155	30	52	82
4th	Christian	20	19	39	2	6	8	4	16	20
	Clay	5	7	12	3	2	5	2	8	10
	Clinton	8	11	19	0	5	5	0	8	8
	Effingham	1	1	2	0	1	1	0	0	0
	Fayette	6	8	14	0	3	3	0	5	5
	Jasper	0	8	8	0	0	0	3	1	4
	Marion	11	9	20	4	3	7	1	6	7
	Montgomery	6	1	7	0	2	2	0	0	0
	Shelby	15	5	20	11	3	14	2	2	4
4th Circuit Total		72	69	141	20	25	45	12	46	58
5th	Clark	11	12	23	5	6	11	5	7	12
	Coles/ Cumberland	18	16	34	5	9	14	1	12	13
	Edgar	19	16	35	3	14	17	3	15	18
	Vermilion	29	15	44	6	23	29	0	15	15
5th Circuit Total		77	59	136	19	52	71	9	49	58
6th	Champaign	60	34	94	5	21	26	3	45	48
	DeWitt	6	15	21	0	5	5	0	10	10
	Douglas	0	2	2	0	0	0	0	2	2
	Macon	76	64	140	7	56	63	4	44	48
	Moultrie	3	2	5	0	1	1	0	0	0
	Piatt	1	1	2	1	0	1	0	1	1
6th Circuit Total		146	118	264	13	83	96	7	102	109
7th	Greene/ Scott	0	0	0	0	0	0	0	0	0
	Jersey	1	2	3	0	1	1	0	2	2
	Macoupin	31	14	45	10	3	13	4	2	6
	Morgan	9	12	21	0	7	7	0	13	13
	Sangamon	38	174	212	1	28	29	16	54	70
7th Circuit Total		79	202	281	11	39	50	20	71	91
8th	Adams	22	29	51	7	19	26	3	18	21
	Brown	0	0	0	0	0	0	0	0	0
	Calhoun	1	0	1	0	1	1	0	0	0
	Cass	2	0	2	0	0	0	0	0	0
	Mason	13	6	19	1	7	8	0	3	3
	Menard	11	0	11	0	11	11	0	0	0
	Pike	6	1	7	0	0	0	0	1	1
	Schuyler	0	0	0	0	0	0	0	0	0
8th Circuit Total		55	36	91	8	38	46	3	22	25

1989 Annual Juvenile Probation Violation Survey
January 1, 1989 - December 31, 1989

Circuit	County	VIOLATIONS REPORTED			COURT ACTIONS TECHNICAL VIOLATIONS			COURT ACTIONS NEW OFFENSES		
		Technical	New Offense	Total	No Violation	Finding of Violation	Total	No Violation	Finding of Violation	Total
9th	Fulton	3	11	14	0	3	3	0	11	11
	Hancock	2	5	7	0	1	1	0	4	4
	Henderson	0	1	1	0	0	0	0	0	0
	Knox	3	31	34	0	2	2	0	10	10
	McDonough	0	3	3	0	0	0	0	4	4
	Warren	5	6	11	2	3	5	0	5	5
9th Circuit Total		13	57	70	2	9	11	0	34	34
10th	Marshall/ Putnam/ Stark	15	0	15	0	17	17	0	15	15
	Peoria	44	45	89	10	34	44	8	33	41
	Tazewell	6	19	25	0	6	6	1	18	19
10th Circuit Total		65	64	129	10	57	67	9	66	75
11th	Ford	4	2	6	0	1	1	0	2	2
	Livingston	66	41	107	9	22	31	4	32	36
	Logan	11	7	18	4	7	11	2	8	10
	McLean	65	81	146	21	29	50	54	26	80
	Woodford	3	6	9	2	1	3	0	4	4
11th Circuit Total		149	137	286	36	60	96	60	72	132
12th	Will	57	90	147	2	13	15	9	16	25
12th Circuit Total		57	90	147	2	13	15	9	16	25
13th	Bureau	16	3	19	0	18	18	0	3	3
	Grundy	4	15	19	0	0	0	0	3	3
	LaSalle	63	50	113	0	36	36	2	9	11
13th Circuit Total		83	68	151	0	54	54	2	15	17
14th	Henry	14	18	32	0	11	11	3	12	15
	Mercer	7	3	10	1	2	3	0	2	2
	Rock Island	51	49	100	7	24	31	11	28	39
	Whiteside	58	49	107	2	44	46	2	42	44
14th Circuit Total		130	119	249	10	81	91	16	84	100
15th	Carroll	4	12	16	0	3	3	0	8	8
	JoDaviess	1	3	4	0	1	1	1	1	2
	Lee	48	33	81	1	46	47	4	26	30
	Ogle	51	45	96	11	12	23	5	10	15
	Stephenson	18	17	35	3	9	12	0	10	10
15th Circuit Total		122	110	232	15	71	86	10	55	65
16th	DeKalb	23	16	39	2	18	20	2	20	22
	Kane	208	164	372	25	83	108	3	88	91
	Kendall	3	3	6	0	3	3	1	2	3
16th Circuit Total		234	183	417	27	104	131	6	110	116
17th	Boone	14	9	23	3	10	13	1	6	7
	Winnebago	89	60	149	16	67	83	14	57	71
17th Circuit Total		103	69	172	19	77	96	15	63	78
18th	DuPage	187	104	291	4	38	42	0	30	30
18th Circuit Total		187	104	291	4	38	42	0	30	30
19th	Lake	82	10	92	0	53	53	0	8	8
	McHenry	49	31	80	10	8	18	3	21	24
19th Circuit Total		131	41	172	10	61	71	3	29	32
20th	Monroe	1	6	7	0	2	2	2	4	6
	Perry	0	0	0	0	0	0	0	0	0
	Randolph	14	7	21	2	7	9	0	3	3
	St. Clair	99	85	184	3	54	57	5	46	51
	Washington	4	4	8	1	0	1	0	3	3
20th Circuit Total		118	102	220	6	63	69	7	56	63
21st	Iroquois	9	0	9	7	2	9	0	0	0
	Kankakee	31	11	42	12	19	31	5	6	11
21st Circuit Total		40	11	51	19	21	40	5	6	11
Downstate Total		2,055	1,740	3,795	312	1,060	1,372	230	1,018	1,248
Cook County Juvenile*		0	816	816	0	0	0	19	651	670
State Total		2,055	2,556	4,611	312	1,060	1,372	249	1,669	1,918

*Cook County does not maintain records which differentiate between technical and new offense violations.

1989 Juvenile Investigation Survey
January 1, 1989 - December 31, 1989

Circuit	County	Social History	Adoption	Contested Custody	Detention/ Shelter Care Hearing	Supplemental Social History	Intake Screening/ Home Detention	Other	Total Juvenile Investigations
1st	Alexander	14	0	9	7	0	0	0	30
	Jackson	8	2	1	0	2	0	0	13
	Johnson	0	0	0	0	0	0	0	0
	Massac	1	0	0	0	0	0	0	1
	Pope	0	0	0	1	0	0	0	1
	Pulaski	4	0	0	0	0	0	0	4
	Saline	12	0	0	0	2	0	0	14
	Union	0	1	0	2	0	0	0	3
	Williamson	0	1	0	0	0	0	0	1
1st Circuit Total		39	4	10	10	4	0	0	67
2nd	Crawford	8	0	0	0	0	0	0	8
	Edwards	1	0	0	0	0	0	0	1
	Franklin/ Hamilton/ Jefferson	62	1	0	0	10	0	0	73
	Gallatin	1	0	0	0	0	0	0	1
	Hardin	3	0	1	0	1	0	2	7
	Lawrence	5	1	0	0	0	0	1	7
	Richland	4	0	0	0	1	0	0	5
	Wabash	0	0	0	0	0	0	0	0
	Wayne	5	1	0	0	0	0	0	6
	White	9	0	0	0	0	0	0	9
2nd Circuit Total		98	3	1	0	12	0	3	117
3rd	Bond	0	0	0	0	0	0	0	0
	Madison	34	0	1	212	0	125	2	374
3rd Circuit Total		34	0	1	212	0	125	2	374
4th	Christian	10	3	0	0	0	0	0	13
	Clay	5	0	0	0	4	0	0	9
	Clinton	12	1	0	0	0	0	0	13
	Effingham	7	1	0	3	1	0	0	12
	Fayette	4	2	2	0	0	37	1	46
	Jasper	5	0	0	0	2	0	0	7
	Marion	10	0	0	0	2	0	0	12
	Montgomery	7	0	4	0	1	0	0	12
	Shelby	7	0	0	0	1	0	0	8
4th Circuit Total		67	7	6	3	11	37	1	132
5th	Clark	6	0	0	0	0	0	0	6
	Coles/ Cumberland	19	0	0	0	1	0	0	20
	Edgar	7	0	0	0	2	0	0	9
	Vermilion	40	2	13	0	4	0	0	59
5th Circuit Total		72	2	13	0	7	0	0	94
6th	Champaign	204	6	1	74	0	0	66	351
	DeWitt	7	1	3	20	2	265	18	316
	Douglas	5	0	1	0	0	0	0	6
	Macon	256	42	0	162	46	0	4	510
	Moultrie	9	0	0	4	0	1	0	14
	Piatt	0	0	1	3	0	0	0	4
6th Circuit Total		481	49	6	263	48	266	88	1,201
7th	Greene/ Scott	1	0	0	0	0	0	0	1
	Jersey	20	0	0	0	0	0	8	28
	Macoupin	17	2	7	0	3	0	2	31
	Morgan	41	0	0	25	0	283	5	354
	Sangamon	83	0	0	0	41	1,944	0	2,068
7th Circuit Total		162	2	7	25	44	2,227	15	2,482
8th	Adams	63	0	0	0	24	0	10	97
	Brown	5	0	0	0	0	0	0	5
	Calhoun	1	0	0	0	0	0	0	1
	Cass	10	0	0	0	0	0	0	10
	Mason	4	0	2	0	0	0	0	6
	Menard	11	0	0	0	0	0	0	11
	Pike	14	0	2	0	0	0	0	16
	Schuyler	0	0	0	2	0	0	0	2
8th Circuit Total		108	0	4	2	24	0	10	148

1989 Juvenile Investigation Survey
January 1, 1989 - December 31, 1989

Circuit	County	Social History	Adoption	Contested Custody	Detention/ Shelter Care Hearing	Supplemental Social History	Intake Screening/ Home Detention	Other	Total Juvenile Investigations
9th	Fulton	15	3	2	0	5	0	0	25
	Hancock	0	0	0	0	16	0	0	16
	Henderson	1	0	0	0	0	0	20	21
	Knox	13	1	0	23	0	0	79	116
	McDonough	7	0	0	0	1	138	40	186
	Warren	8	0	2	0	0	0	193	203
9th Circuit Total		44	4	4	23	22	138	332	567
10th	Marshall/ Putnam/ Stark	40	11	7	0	4	40	0	102
	Peoria	0	0	0	170	0	559	0	729
	Tazewell	74	0	0	51	24	17	166	332
10th Circuit Total		114	11	7	221	28	616	166	1,163
11th	Ford	22	0	0	0	0	0	3	25
	Livingston	55	1	1	44	11	774	0	886
	Logan	2	2	0	0	0	0	0	4
	McLean	166	7	0	17	7	14	10	221
	Woodford	19	3	9	0	4	0	0	35
11th Circuit Total		264	13	10	61	22	788	13	1,171
12th	Will	24	0	0	0	0	441	0	465
12th Circuit Total		24	0	0	0	0	441	0	465
13th	Bureau	2	3	0	5	0	92	15	117
	Grundy	3	4	0	4	0	58	5	74
	LaSalle	10	3	1	60	5	186	21	286
13th Circuit Total		15	10	1	69	5	336	41	477
14th	Henry	25	0	1	0	22	151	0	199
	Mercer	3	0	2	13	1	7	20	46
	Rock Island	68	5	0	61	182	8	0	324
	Whiteside	15	0	0	0	15	0	0	30
14th Circuit Total		111	5	3	74	220	166	20	599
15th	Carroll	3	0	0	0	3	0	0	6
	JoDaviess	0	0	0	0	1	0	2	3
	Lee	5	2	1	0	0	0	0	8
	Ogle	51	1	13	0	32	0	96	193
	Stephenson	73	0	0	0	14	0	0	87
15th Circuit Total		132	3	14	0	50	0	98	297
16th	DeKalb	53	0	0	32	307	89	0	481
	Kane	236	20	1	418	0	0	0	675
	Kendall	9	0	0	0	0	0	5	14
16th Circuit Total		298	20	1	450	307	89	5	1,170
17th	Boone	9	1	0	0	0	0	0	10
	Winnebago	229	0	4	428	188	60	0	909
17th Circuit Total		238	1	4	428	188	60	0	919
18th	DuPage	349	69	4	0	63	0	418	903
18th Circuit Total		349	69	4	0	63	0	418	903
19th	Lake	207	27	0	0	0	0	0	234
	McHenry	79	13	0	0	0	176	19	287
19th Circuit Total		286	40	0	0	0	176	19	521
20th	Monroe	0	0	0	0	0	0	0	0
	Perry	1	0	0	0	0	0	0	1
	Randolph	10	0	0	0	0	0	2	12
	St. Clair	99	0	0	0	48	0	2	149
	Washington	4	0	0	0	0	0	1	5
20th Circuit Total		114	0	0	0	48	0	5	167
21st	Iroquois	13	0	0	0	0	10	0	23
	Kankakee	31	0	0	0	0	213	0	244
21st Circuit Total		44	0	0	0	0	223	0	267
Downstate Total		3,082	254	97	1,841	1,103	5,688	1,236	13,301
Cook County Juvenile		4,814	0	0	0	1,306	0	0	6,120
State Total		7,896	254	97	1,841	2,409	5,688	1,236	19,421

1989 Annual Juvenile Referral, Petition, Adjudication and Prosecution Survey
January 1, 1989 - December 31, 1989

		REFERRALS MADE TO:				PETITIONS FILED							CONTINUANCE UNDER SUPERVISION						
Circuit	County	State's Attorney	Intake Screening Unit	Probation Department	Total Referrals	Delinquency	MRAI	Neglect/ Abuse	Addiction	Dependency	Truancy	Total Petitions Filed	Delinquency	MRAI	Neglect/ Abuse	Addiction	Dependency	Truancy	Total Continuance Under Supervision
1st	Alexander	6	0	142	148	16	0	5	0	1	0	22	4	0	0	0	0	0	4
	Jackson	80	0	18	98	37	2	36	1	3	1	80	14	1	3	1	1	0	20
	Johnson	40	0	0	40	39	1	0	0	0	0	40	26	0	0	0	0	0	26
	Massac	0	0	0	0	38	0	10	0	1	0	49	5	0	0	0	0	0	5
	Pope	4	0	1	5	4	0	1	0	0	0	5	3	0	1	0	0	0	4
	Pulaski	27	0	0	27	15	1	10	0	1	0	27	0	0	0	0	0	0	0
	Saline	60	0	0	60	35	4	4	0	2	0	45	6	1	0	0	1	0	8
	Union	41	0	0	41	23	1	8	0	9	0	41	3	0	0	0	0	0	3
	Williamson	0	0	249	249	40	11	34	0	9	0	94	8	0	0	0	0	0	8
1st Circuit	Total	258	0	410	668	247	20	108	1	26	1	403	69	2	4	1	2	0	78
2nd	Crawford	35	0	0	35	25	0	10	0	0	0	35	10	0	3	0	0	0	13
	Edwards	10	0	0	10	9	0	0	0	0	0	9	3	0	0	0	0	0	3
	Franklin/ Hamilton/ Jefferson	97	0	194	291	105	8	32	1	13	8	167	24	1	8	0	5	0	38
	Gallatin	16	0	0	16	7	2	7	0	0	0	16	6	2	3	0	0	0	11
	Hardin	8	0	0	8	1	0	7	0	0	0	8	0	0	2	0	0	0	2
	Lawrence	35	0	0	35	21	0	7	0	7	0	35	2	0	0	0	0	0	2
	Richland	17	0	0	17	7	3	6	0	1	0	17	3	0	2	0	0	0	5
	Wabash	43	0	0	43	32	0	9	0	0	0	41	17	0	4	0	0	0	21
	Wayne	31	0	0	31	24	0	7	0	0	0	31	10	0	5	0	0	0	15
	White	100	0	0	100	19	0	16	0	2	0	37	0	0	7	0	0	0	7
2nd Circuit	Total	392	0	194	586	250	13	101	1	23	8	396	75	3	34	0	5	0	117
3rd	Bond	0	0	0	0	29	4	4	0	0	1	38	9	4	0	0	0	0	13
	Madison	729	0	0	729	331	5	227	0	2	3	568	112	0	0	0	0	0	112
3rd Circuit	Total	729	0	0	729	360	9	231	0	2	4	606	121	4	0	0	0	0	125
4th	Christian	200	0	23	223	93	0	29	0	10	0	132	14	0	5	0	3	0	22
	Clay	39	0	0	39	20	0	3	0	0	0	23	9	0	2	0	0	0	11
	Clinton	40	0	0	40	28	1	10	0	1	0	40	10	0	1	0	0	0	11
	Effingham	77	0	0	77	63	0	9	1	3	1	77	6	0	2	0	0	0	8
	Fayette	0	0	70	70	26	0	11	0	3	0	40	4	0	1	0	1	0	6
	Jasper	59	0	0	59	47	2	5	0	5	0	59	18	0	0	0	0	0	18
	Marion	257	0	0	257	62	1	37	2	3	0	105	15	0	0	0	0	0	15
	Montgomery	0	0	14	14	42	3	11	0	1	0	57	8	1	2	0	0	0	11
	Shelby	0	0	0	0	24	0	9	0	4	2	39	4	0	5	0	4	1	14
4th Circuit	Total	672	0	107	779	405	7	124	3	30	3	572	88	1	18	0	8	0	116
5th	Clark	0	0	0	0	26	0	2	0	2	0	30	11	0	0	0	0	0	11
	Coles/ Cumberland	0	0	0	0	0	0	0	0	0	0	0	0	0	0	0	0	0	0
	Edgar	0	0	0	0	47	0	2	0	3	0	52	32	0	0	0	0	0	32
	Vermilion	184	0	0	184	117	1	46	0	0	0	164	34	0	0	0	0	0	34
5th Circuit	Total	184	0	0	184	190	1	50	0	5	0	246	77	0	0	0	4	1	77

1989 Annual Juvenile Referral, Petition, Adjudication and Prosecution Survey
January 1, 1989 - December 31, 1989

		REFERRALS MADE TO:				PETITIONS FILED							CONTINUANCE UNDER SUPERVISION						
Circuit	County	State's Attorney	Intake Screening Unit	Probation Department	Total Referrals	Delin-quency	MRAI	Neglect/ Abuse	Addic-tion	Depend-ency	Truancy	Total Petitions Filed	Delin-quency	MRAI	Neglect/ Abuse	Addic-tion	Depend-ency	Truancy	Total Continuance Under Supervision
6th	Champaign	924	0	0	924	208	0	72	0	10	20	310	59	0	0	0	0	0	59
	DeWitt	0	265	0	265	47	1	16	0	2	0	66	18	1	5	0	1	0	25
	Douglas	50	0	0	50	11	0	2	0	1	0	14	1	0	0	0	0	0	1
	Macon	419	0	654	1,073	312	0	76	1	6	21	416	77	0	0	0	0	11	88
	Moultrie	58	0	0	58	43	0	7	0	0	0	50	11	0	3	0	0	0	14
	Piatt	12	0	0	12	12	0	0	0	0	0	12	12	0	0	0	0	0	12
6th Circuit Total		1,463	265	654	2,382	633	1	173	1	19	41	868	178	1	8	0	1	11	199
7th	Greene/ Scott	22	0	0	22	9	0	13	0	0	0	22	4	0	0	0	0	0	4
	Jersey	21	0	9	30	17	0	7	0	6	0	30	4	0	0	0	0	0	4
	Macoupin	98	0	0	98	68	2	28	0	0	0	98	56	1	0	0	0	0	57
	Morgan	0	283	0	283	37	3	19	0	0	1	60	6	0	0	0	0	0	6
	Sangamon	0	1,336	0	1,336	145	1	0	0	0	0	146	46	0	0	0	0	0	46
7th Circuit Total		141	1,619	9	1,769	276	6	67	0	6	1	356	116	1	0	0	0	0	117
8th	Adams	0	124	0	124	266	12	106	0	18	0	402	120	0	70	0	8	0	198
	Brown	21	0	0	21	9	1	11	0	0	0	21	4	0	2	0	0	0	6
	Calhoun	15	0	2	17	13	0	2	0	0	0	15	7	0	0	0	0	0	7
	Cass	76	0	1	77	54	1	19	0	1	2	77	28	0	1	0	0	0	29
	Mason	83	0	27	110	36	0	23	0	1	0	60	11	0	4	0	0	0	15
	Menard	22	0	0	22	22	0	0	0	0	0	22	15	0	0	0	0	0	15
	Pike	0	0	46	46	47	2	9	0	1	0	59	22	0	0	0	0	0	22
	Schuyler	30	0	0	30	26	1	1	0	2	0	30	0	1	1	0	0	0	2
8th Circuit Total		247	124	76	447	473	17	171	0	23	2	686	207	1	78	0	8	0	294
9th	Fulton	0	0	169	169	43	1	29	1	1	0	75	16	0	4	0	0	0	20
	Hancock	0	0	63	63	21	0	0	0	0	0	21	13	0	0	0	0	0	13
	Henderson	30	0	20	50	9	1	19	0	1	0	30	30	6	0	3	0	0	39
	Knox	0	0	245	245	59	0	20	0	1	0	80	0	0	0	0	0	0	0
	McDonough	0	139	0	139	18	0	9	0	1	0	28	4	0	0	0	0	0	4
	Warren	0	0	193	193	70	0	17	0	1	4	92	17	0	8	0	0	4	29
9th Circuit Total		30	139	690	859	220	2	94	1	5	4	296	80	6	12	3	0	4	75
10th	Marshall/ Putnam/ Stark	0	0	79	79	42	6	2	0	0	1	51	6	4	0	0	0	1	11
	Peoria	283	276	0	559	0	0	0	0	0	0	0	0	0	0	0	0	0	0
	Tazewell	321	0	166	487	112	0	0	65	0	0	187	56	0	0	0	0	0	56
10th Circuit Total		604	276	245	1,125	154	6	2	65	0	1	238	62	4	0	0	0	1	67
11th	Ford	65	0	0	65	65	0	0	0	0	0	65	21	0	0	0	0	0	21
	Livingston	0	774	0	774	91	6	31	0	5	4	137	15	2	12	0	0	0	29
	Logan	89	705	4	798	37	1	23	0	9	6	76	14	0	0	0	0	4	18
	McLean	10	1,202	0	1,212	126	5	40	0	14	5	190	30	7	0	0	0	0	37
	Woodford	38	0	41	79	31	0	5	0	2	0	38	9	0	0	0	0	0	9
11th Circuit Total		202	2,681	45	2,928	350	12	99	0	30	15	506	89	9	12	0	0	4	114

1989 Annual Juvenile Referral, Petition, Adjudication and Prosecution Survey
January 1, 1989 - December 31, 1989

		REFERRALS MADE TO:				PETITIONS FILED							CONTINUANCE UNDER SUPERVISION						
Circuit	County	State's Attorney	Intake Screening Unit	Probation Department	Total Referrals	Delinquency	MRAI	Neglect/ Abuse	Addiction	Dependency	Truancy	Total Petitions Filed	Delinquency	MRAI	Neglect/ Abuse	Addiction	Dependency	Truancy	Total Continuance Under Supervision
12th	Will	0	812	0	812	403	2	109	0	11	0	525	67	0	46	0	8	0	121
12th Circuit Total		0	812	0	812	403	2	109	0	11	0	525	67	0	46	0	8	0	121
13th	Bureau	59	0	23	82	60	0	0	0	1	0	61	35	1	0	0	0	0	36
	Grundy	9	0	67	76	70	0	0	0	0	0	70	36	0	0	0	0	0	36
	LaSalle	17	0	364	381	228	0	0	0	0	0	228	66	0	0	0	0	0	66
13th Circuit Total		85	0	454	539	358	0	0	0	1	0	359	137	1	0	0	0	0	138
14th	Henry	2	151	0	153	51	0	23	0	0	2	76	25	0	1	0	0	0	26
	Mercer	0	0	51	51	15	0	6	0	0	0	21	10	0	1	0	0	0	11
	Rock Island	0	333	0	333	94	3	79	0	17	1	194	29	0	0	0	0	0	29
	Whiteside	1	0	405	406	46	0	0	0	0	0	46	21	0	0	0	0	0	21
14th Circuit Total		3	484	456	943	206	3	108	0	17	3	337	85	0	2	0	0	0	87
15th	Carroll	13	0	106	119	39	0	13	0	0	0	52	15	0	3	0	0	0	18
	JoDaviess	25	0	0	25	20	0	4	0	1	0	25	13	0	2	0	0	0	15
	Lee	185	0	185	370	104	1	34	0	0	7	146	76	0	2	0	0	2	80
	Ogle	0	0	363	363	67	3	23	0	0	3	96	7	1	3	0	0	2	13
	Stephenson	159	0	0	159	94	0	61	0	1	3	159	43	0	0	0	0	0	43
15th Circuit Total		382	0	654	1,036	324	4	135	0	2	13	478	154	1	10	0	0	4	169
16th	DeKalb	0	195	0	195	67	3	0	0	0	1	71	36	0	0	0	0	0	36
	Kane	0	751	0	751	345	1	0	0	0	0	346	139	5	0	0	0	0	144
	Kendall	0	128	0	128	18	4	4	1	0	0	27	14	0	0	0	0	0	14
16th Circuit Total		0	1,074	0	1,074	430	8	4	1	0	1	444	189	5	0	0	0	0	194
17th	Boone	76	0	171	247	50	1	24	0	1	0	76	12	0	0	0	0	0	12
	Winnebago	361	1,131	0	1,492	270	10	224	5	23	16	548	23	0	0	0	0	0	23
17th Circuit Total		437	1,131	171	1,739	320	11	248	5	24	16	624	35	0	0	0	0	0	35
18th	DuPage	0	812	0	812	727	22	164	1	9	0	923	181	0	0	0	0	0	181
18th Circuit Total		0	812	0	812	727	22	164	1	9	0	923	181	0	0	0	0	0	181
19th	Lake	0	1,310	0	1,310	311	0	107	0	21	0	439	93	0	0	0	0	0	93
	McHenry	170	399	0	569	133	0	49	0	1	15	198	60	0	42	0	1	14	117
19th Circuit Total		170	1,709	0	1,879	444	0	156	0	22	15	637	153	0	42	0	1	14	210
20th	Monroe	38	0	0	38	30	2	5	0	0	1	38	14	0	0	0	0	0	14
	Perry	13	0	0	13	10	0	3	0	0	0	13	0	0	0	0	0	0	0
	Randolph	53	0	0	53	36	0	14	0	3	0	53	11	0	0	0	0	0	11
	St. Clair	770	0	0	770	544	2	176	0	15	33	770	0	0	0	0	0	0	0
	Washington	2	0	0	2	2	0	0	0	0	0	2	2	0	0	0	0	0	2
20th Circuit Total		876	0	0	876	622	4	198	0	18	34	876	27	0	0	0	0	0	27
21st	Iroquois	0	74	0	74	41	1	27	0	2	2	73	0	0	0	0	0	0	0
	Kankakee	0	459	0	459	98	1	59	0	0	0	158	28	0	11	0	0	0	39
21st Circuit Total		0	533	0	533	139	2	86	0	2	2	231	28	0	11	0	0	0	39
Downstate Total		6,875	11,659	4,165	22,699	7,531	150	2,428	79	275	164	10,637	2,218	39	277	4	33	39	2,610
Cook Juvenile		0	0	24,866	24,866	16,912	73	7,166	0	0	0	24,151	1,263	0	1,309	0	0	0	2,572
State Total		6,875	11,659	29,031	47,565	24,443	223	9,594	79	275	164	34,788	3,481	39	1,586	4	33	39	5,182

1989 Annual Juvenile Referral, Petition, Adjudication and Prosecution Survey (continued)
January 1, 1989 - December 31, 1989

		ADJUDICATIONS							CRIMINAL PROSECUTION		
Circuit	County	Delinquency	MRAI	Neglect/ Abuse	Addiction	Dependency	Truancy	Total	Cases Prosecuted Automatically (Sec. 805-4(6) (a))	Hearings on Motion to Permit Criminal Prosecution	Motions Granted to Permit Criminal Prosecution
1st	Alexander	12	0	5	0	0	0	17	0	0	0
	Jackson	18	0	0	0	0	0	18	0	0	0
	Johnson	6	1	0	0	0	0	7	0	0	0
	Massac	21	0	10	0	1	0	32	0	0	0
	Pope	0	0	0	0	0	0	0	0	0	0
	Pulaski	5	0	5	0	1	0	11	0	0	0
	Saline	24	0	3	0	1	0	28	0	0	0
	Union	3	0	0	0	0	0	3	0	0	0
	Williamson	11	1	9	0	5	0	26	0	0	0
1st Circuit Total		100	2	32	0	8	0	142	0	0	0
2nd	Crawford	12	0	2	0	0	0	14	0	0	0
	Edwards	2	0	0	0	0	0	2	0	0	0
	Franklin/ Hamilton/ Jefferson	54	1	7	1	4	0	67	1	0	0
	Gallatin	0	0	4	0	0	0	4	0	0	0
	Hardin	1	0	4	0	0	0	4	1	1	1
	Lawrence	12	0	2	0	6	0	20	0	0	0
	Richland	2	0	2	0	1	0	5	0	0	0
	Wabash	3	0	3	0	0	0	6	0	0	0
	Wayne	14	0	0	0	0	0	14	0	0	0
	White	11	0	2	0	2	0	15	0	0	0
2nd Circuit Total		111	1	26	1	13	0	152	2	1	1
3rd	Bond	20	0	4	0	0	1	25	0	0	0
	Madison	147	3	123	0	7	0	280	0	2	2
3rd Circuit Total		167	3	127	0	7	1	305	0	2	2
4th	Christian	50	0	10	0	7	0	67	0	0	0
	Clay	7	0	0	0	0	0	7	0	0	0
	Clinton	12	1	8	0	0	0	21	0	0	0
	Effingham	53	0	5	0	1	0	59	0	0	0
	Fayette	13	0	4	0	3	0	20	0	0	0
	Jasper	23	0	0	0	0	0	23	0	0	0
	Marion	27	0	0	0	0	0	27	0	0	0
	Montgomery	18	1	0	0	0	0	19	0	0	0
	Shelby	22	0	3	0	0	0	25	0	0	0
4th Circuit Total		225	2	30	0	11	0	268	0	0	0
5th	Clark	12	0	1	0	2	0	15	0	0	0
	Coles/ Cumberland	0	0	0	0	0	0	0	0	0	0
	Edgar	10	0	2	0	1	0	13	0	0	0
	Vermilion	40	0	0	0	0	0	40	1	2	0
5th Circuit Total		62	0	3	0	3	0	68	1	2	0

1989 Annual Juvenile Referral, Petition, Adjudication and Prosecution Survey (continued)
January 1, 1989 - December 31, 1989

		ADJUDICATIONS								CRIMINAL PROSECUTION		
Circuit	County	Delinquency	MRAI	Neglect/ Abuse	Addiction	Dependency	Truancy	Total		Cases Prosecuted Automatically (Sec. 805-4(6) (a))	Hearings on Motion to Permit Criminal Prosecution	Motions Granted to Permit Criminal Prosecution
6th	Champaign	104	0	0	0	0	0	104		0	0	0
	DeWitt	25	0	7	0	0	0	32		0	0	0
	Douglas	7	0	2	0	1	0	10		0	0	0
	Macon	102	0	0	1	0	0	103		0	13	13
	Moultrie	23	0	3	0	0	0	26		0	0	0
	Piatt	11	0	0	0	0	0	11		0	0	0
6th Circuit Total		272	0	12	1	1	0	286		0	13	13
7th	Greene/ Scott	0	0	0	0	0	0	0		0	0	0
	Jersey	13	0	7	0	6	0	26		0	0	0
	Macoupin	6	0	4	0	0	0	10		0	0	0
	Morgan	35	3	19	0	0	0	57		0	0	0
	Sangamon	90	0	0	0	0	0	90		3	1	1
7th Circuit Total		144	3	30	0	6	0	183		3	1	1
8th	Adams	120	0	79	0	14	0	213		0	0	0
	Brown	2	0	7	0	0	0	9		0	0	0
	Calhoun	5	0	2	0	0	0	7		0	0	0
	Cass	19	1	16	0	1	1	38		0	0	0
	Mason	17	0	13	0	1	0	31		0	0	0
	Menard	7	0	0	0	0	0	7		0	0	0
	Pike	7	0	6	0	0	0	13		0	0	0
	Schuyler	19	0	0	0	2	0	21		0	0	0
8th Circuit Total		196	1	123	0	18	1	339		0	0	0
9th	Fulton	14	0	21	1	1	0	37		0	0	0
	Hancock	6	0	0	0	0	0	6		0	0	0
	Henderson	0	0	0	0	0	0	0		0	0	0
	Knox	45	0	15	0	0	0	60		1	1	1
	McDonough	12	0	5	0	0	0	17		0	0	0
	Warren	26	0	6	0	1	0	33		0	0	0
9th Circuit Total		103	0	47	1	2	0	153		1	1	1
10th	Marshall/ Putnam/ Stark	42	6	1	0	0	0	49		0	0	0
	Peoria	0	0	0	0	0	0	0		0	0	0
	Tazewell	21	0	0	0	0	0	21		2	0	0
10th Circuit Total		63	6	1	0	0	0	70		2	0	0
11th	Ford	15	0	0	0	0	0	15		0	0	0
	Livingston	66	3	9	0	1	1	80		0	0	0
	Logan	14	0	17	0	6	1	38		0	0	0
	McLean	44	5	0	0	0	3	52		1	0	0
	Woodford	21	0	5	0	2	0	28		0	0	0
11th Circuit Total		160	8	31	0	9	5	213		1	0	0

1989 Annual Juvenile Referral, Petition, Adjudication and Prosecution Survey (continued)
January 1, 1989 - December 31, 1989

		ADJUDICATIONS								CRIMINAL PROSECUTION		
Circuit	County	Delinquency	MRAI	Neglect/ Abuse	Addiction	Dependency	Truancy	Total		Cases Prosecuted Automatically (Sec. 805-4(6) (a))	Hearings on Motion to Permit Criminal Prosecution	Motions Granted to Permit Criminal Prosecution
12th	Will	201	0	15	0	3	0	219		4	3	3
12th Circuit Total		201	0	15	0	3	0	219		4	3	2
13th	Bureau	13	0	0	0	1	0	14		0	0	0
	Grundy	15	0	0	0	0	0	15		0	0	0
	LaSalle	64	0	0	0	0	0	64		0	0	0
13th Circuit Total		92	0	0	0	1	0	93		0	0	0
14th	Henry	19	0	19	0	0	1	39		0	0	0
	Mercer	4	0	3	0	0	0	7		0	0	0
	Rock Island	45	4	0	0	0	0	49		0	0	0
	Whiteside	31	0	0	0	0	0	31		0	1	1
14th Circuit Total		99	4	22	0	0	1	126		0	1	1
15th	Carroll	13	0	5	0	0	0	18		0	0	0
	JoDaviess	3	0	0	0	1	0	4		0	0	0
	Lee	39	0	16	0	0	0	55		0	0	0
	Ogle	58	2	12	0	0	3	75		0	0	0
	Stephenson	40	0	27	0	0	4	71		0	0	0
15th Circuit Total		153	2	60	0	1	7	223		0	0	0
16th	DeKalb	21	4	0	0	0	4	29		0	1	1
	Kane	158	1	0	0	0	0	159		4	1	1
	Kendall	2	0	0	0	0	0	2		0	0	0
16th Circuit Total		181	5	0	0	0	4	190		4	2	2
17th	Boone	31	0	8	0	1	0	40		0	0	0
	Winnebago	167	0	299	3	0	0	469		0	0	0
17th Circuit Total		198	0	307	3	1	0	509		0	0	0
18th	DuPage	164	15	0	1	0	0	180		0	0	0
18th Circuit Total		164	15	0	1	0	0	180		0	0	0
19th	Lake	192	0	57	0	13	0	262		3	0	0
	McHenry	56	0	7	0	0	1	64		2	0	0
19th Circuit Total		248	0	64	0	13	1	326		5	0	0
20th	Monroe	11	2	2	0	0	1	16		0	0	0
	Perry	10	0	0	0	0	0	10		0	0	0
	Randolph	57	1	42	0	5	0	105		0	0	0
	St. Clair	424	2	109	1	18	29	583		2	0	0
	Washington	2	0	0	0	0	0	2		0	0	0
20th Circuit Total		504	5	153	1	23	30	716		2	0	0
21st	Iroquois	41	0	20	0	2	2	65		0	0	0
	Kankakee	62	1	36	0	0	0	99		1	1	0
21st Circuit Total		103	1	56	0	2	2	164		1	1	0
Downstate Total		3,546	58	1,139	8	122	52	4,925		26	27	23
Cook Juvenile		4,852	51	3,806	0	728	0	9,437		242	55	28
State Total		8,398	109	4,945	8	850	52	14,362		268	82	51

1989 Annual Juvenile Referral, Petition, Adjudication and Prosecution Survey (continued)
January 1, 1989 - December 31, 1989

		ADJUDICATIONS								CRIMINAL PROSECUTION		
Circuit	County	Delinquency	MRAI	Neglect/ Abuse	Addiction	Dependency	Truancy	Total		Cases Prosecuted Automatically (Sec. 805-4(6) (a))	Hearings on Motion to Permit Criminal Prosecution	Motions Granted to Permit Criminal Prosecution
1st	Alexander	12	0	5	0	0	0	17		0	0	0
	Jackson	18	0	0	0	0	0	18		0	0	0
	Johnson	6	1	0	0	0	0	7		0	0	0
	Massac	21	0	10	0	1	0	32		0	0	0
	Pope	0	0	0	0	0	0	0		0	0	0
	Pulaski	5	0	5	0	1	0	11		0	0	0
	Saline	24	0	3	0	1	0	28		0	0	0
	Union	3	0	0	0	0	0	3		0	0	0
	Williamson	11	1	9	0	5	0	26		0	0	0
1st Circuit Total		100	2	32	0	8	0	142		0	0	0
2nd	Crawford	12	0	2	0	0	0	14		0	0	0
	Edwards	2	0	0	0	0	0	2		0	0	0
	Franklin/ Hamilton/ Jefferson	54	1	7	1	4	0	67		1	0	0
	Gallatin	0	0	4	0	0	0	4		0	0	0
	Hardin	1	0	4	0	0	0	4		1	1	1
	Lawrence	12	0	2	0	6	0	20		0	0	0
	Richland	2	0	2	0	1	0	5		0	0	0
	Wabash	3	0	3	0	0	0	6		0	0	0
	Wayne	14	0	0	0	0	0	14		0	0	0
	White	11	0	2	0	2	0	15		0	0	0
2nd Circuit Total		111	1	26	1	13	0	152		2	1	1
3rd	Bond	20	0	4	0	0	1	25		0	0	0
	Madison	147	3	123	0	7	0	280		0	2	2
3rd Circuit Total		167	3	127	0	7	1	305		0	2	2
4th	Christian	50	0	10	0	7	0	67		0	0	0
	Clay	7	0	0	0	0	0	7		0	0	0
	Clinton	12	1	8	0	0	0	21		0	0	0
	Effingham	53	0	5	0	1	0	59		0	0	0
	Fayette	13	0	4	0	3	0	20		0	0	0
	Jasper	23	0	0	0	0	0	23		0	0	0
	Marion	27	0	0	0	0	0	27		0	0	0
	Montgomery	18	1	0	0	0	0	19		0	0	0
	Shelby	22	0	3	0	0	0	25		0	0	0
4th Circuit Total		225	2	30	0	11	0	268		0	0	0
5th	Clark	12	0	1	0	2	0	15		0	0	0
	Coles/ Cumberland	0	0	0	0	0	0	0		0	0	0
	Edgar	10	0	2	0	1	0	13		0	0	0
	Vermilion	40	0	0	0	0	0	40		1	2	0
5th Circuit Total		62	0	3	0	3	0	68		1	2	0

1989 Annual Juvenile State Commitments and Admissions Survey
January 1, 1989 - December 31, 1989

		STATE COMMITMENTS AND ADMISSIONS				PLACEMENTS FROM CASELOAD					SECURE DETENTIONS		
Circuit	County	Admitted to DMH/DD	Committed to DCFS	Committed to IDOC	Total	Foster Home	Group Home	Private Institution	With Relative	Total	Juveniles Held Pend. Disposition	Juveniles Held Per Disposition	Total
6th	Champaign	0	26	33	59	0	0	0	0	0	161	129	290
	DeWitt	0	14	1	15	2	0	4	3	9	9	5	14
	Douglas	0	0	1	1	0	0	0	0	0	14	3	17
	Macon	0	8	34	42	1	0	0	14	15	108	203	311
	Moultrie	0	0	0	0	0	0	1	1	2	3	1	4
	Piatt	0	1	0	1	0	0	2	0	2	2	1	3
6th Circuit Total		0	49	69	118	3	0	7	18	28	297	342	639
7th	Greene/ Scott	0	0	0	0	0	0	0	0	0	0	0	0
	Jersey	11	13	1	25	1	1	0	4	6	2	1	3
	Macoupin	0	0	3	3	1	0	5	2	8	25	8	33
	Morgan	0	4	6	10	0	0	0	3	3	30	5	35
	Sangamon	0	0	28	28	9	1	52	3	65	608	14	622
7th Circuit Total		11	17	38	66	11	2	57	12	82	665	28	693
8th	Adams	0	1	3	4	26	0	3	0	29	215	14	229
	Brown	0	5	0	5	5	1	0	1	7	1	0	1
	Calhoun	0	0	0	0	2	0	0	0	2	4	0	4
	Cass	0	18	0	18	0	0	0	0	0	0	1	1
	Mason	0	0	2	2	0	0	2	0	2	17	3	20
	Menard	0	2	2	4	2	0	0	0	2	2	0	2
	Pike	0	7	1	8	3	0	0	7	10	4	0	4
	Schuyler	0	4	0	4	2	1	0	1	4	1	0	1
8th Circuit Total		0	37	8	45	40	2	5	9	56	244	18	262
9th	Fulton	0	0	2	2	0	0	0	0	0	9	3	12
	Hancock	0	3	3	6	2	2	0	0	4	6	2	8
	Henderson	0	12	0	12	5	0	0	6	11	2	0	2
	Knox	0	0	2	2	1	0	11	2	14	94	74	168
	McDonough	0	0	0	0	0	0	3	0	3	12	6	18
	Warren	0	8	2	10	0	0	0	6	6	7	10	17
9th Circuit Total		0	23	9	32	8	2	14	14	38	130	95	225
10th	Marshall/ Putnam/ Stark	1	2	4	7	0	3	3	4	10	16	2	18
	Peoria	0	0	26	26	8	1	13	2	24	452	113	565
	Tazewell	0	9	11	20	0	0	19	1	20	75	4	79
10th Circuit Total		1	11	41	53	8	4	35	7	54	543	119	662
11th	Ford	0	0	1	1	0	4	0	0	4	9	6	15
	Livingston	0	0	2	2	4	2	7	1	14	32	37	69
	Logan	0	1	3	4	0	0	1	0	1	4	3	7
	McLean	1	3	27	31	1	4	8	1	14	77	19	96
	Woodford	0	2	2	4	3	0	5	2	10	10	0	10
11th Circuit Total		1	6	35	42	8	10	21	4	43	132	65	197

1989 Annual Juvenile State Commitments and Admissions Survey
January 1, 1989 - December 31, 1989

		STATE COMMITMENTS AND ADMISSIONS				PLACEMENTS FROM CASELOAD					SECURE DETENTIONS		
Circuit	County	Admitted to DMH/DD	Committed to DCFS	Committed to IDOC	Total	Foster Home	Group Home	Private Institution	With Relative	Total	Juveniles Held Pend. Disposition	Juveniles Held Per Disposition	Total
12th	Will	4	5	20	29	0	0	0	10	10	251	11	262
12th Circuit Total		4	5	20	29	0	0	0	10	10	251	11	262
13th	Bureau	0	3	2	5	0	0	2	1	3	8	13	21
	Grundy	0	0	1	1	0	0	1	0	1	3	5	8
	LaSalle	0	3	8	11	3	0	15	1	19	128	88	216
13th Circuit Total		0	6	11	17	3	0	18	2	23	139	106	245
14th	Henry	0	4	4	8	0	5	0	0	5	12	9	21
	Mercer	2	0	0	2	3	1	0	0	4	16	2	18
	Rock Island	0	0	8	8	19	1	24	8	52	66	8	74
	Whiteside	0	0	8	8	2	1	8	1	12	33	77	110
14th Circuit Total		2	4	20	26	24	8	32	9	73	127	96	223
15th	Carroll	0	6	4	10	0	0	0	0	0	2	4	6
	JoDaviess	0	0	0	0	1	2	0	0	3	0	0	0
	Lee	2	5	2	9	0	6	14	4	24	19	18	37
	Ogle	0	9	14	23	2	28	1	3	34	33	2	35
	Stephenson	0	27	5	32	1	7	8	0	16	18	21	39
15th Circuit Total		2	47	25	74	4	43	23	7	77	72	45	117
16th	DeKalb	3	2	7	12	4	2	13	6	25	37	8	45
	Kane	0	0	19	19	12	0	51	0	63	387	110	497
	Kendall	0	0	0	0	0	0	1	0	1	10	0	10
16th Circuit Total		3	2	26	31	16	2	65	6	89	434	118	552
17th	Boone	0	7	3	10	0	0	3	0	3	10	15	25
	Winnebago	0	302	21	323	73	9	88	22	192	0	0	0
17th Circuit Total		0	309	24	333	73	9	91	22	195	10	15	25
18th	DuPage	0	7	22	29	13	7	37	1	58	342	68	410
18th Circuit Total		0	7	22	29	13	7	37	1	58	342	68	410
19th	Lake	0	0	25	25	2	0	41	0	43	237	70	307
	McHenry	1	3	1	5	2	3	10	3	18	20	27	47
19th Circuit Total		1	3	26	30	4	3	51	3	61	257	97	354
20th	Monroe	1	0	0	1	0	0	0	0	0	0	2	2
	Perry	3	0	0	3	0	0	0	0	0	3	0	3
	Randolph	8	1	3	12	0	0	0	0	0	4	0	4
	St. Clair	55	4	68	127	8	16	37	38	99	474	149	623
	Washington	1	0	1	2	0	0	0	0	0	7	0	7
20th Circuit Total		68	5	72	145	8	16	37	38	99	488	151	639
21st	Iroquois	0	0	4	4	0	0	0	3	3	9	0	9
	Kankakee	0	0	15	15	0	0	0	0	0	31	0	31
21st Circuit Total		0	0	19	19	0	0	0	3	3	40	0	40
Downstate Total		100	615	545	1,260	262	123	515	223	1,119	4,763	1,527	6,290
Cook County		0	470	703	1,173	0	0	0	0	0	7,211	1,925	9,136
State Total		100	1,085	1,248	2,433	262	123	515	223	1,119	11,974	3,452	15,426

The Illinois Judicial Branch 1989 Appropriations and Expenditures of State Funds

1989 Supreme Court Expenses
January 1, 1989 - December 31, 1989

SECTION 1. The following named sums, . . ., are appropriated to the Supreme Court to pay the ordinary and contingent expenses of certain officers of the court system of Illinois as follows:

	Appropriation as Enacted	Net Transfers	Appropriation Net of Transfers	Amount Expended
For Judges of the Supreme Court, Personal Services	$652,862	$0	$652,862	$652,861.44
For Judges of the Supreme Court, Travel	31,500	0	31,500	22,674.90
For Judges of the Appellate Court, Personal Services	3,189,340	0	3,189,340	3,114,832.44
For Judges of the Appellate Court, Travel	76,000	0	76,000	51,787.45
For Judges of the Circuit Court, Personal Services	61,042,201	0	61,042,201	59,106,115.45
For Judges of the Circuit Court, Travel	665,500	−15,000	650,500	503,297.72
For Judges Appointed Appellate, Personal Services	114,752	0	114,752	45,589.96
For Retired Judges Recalled, Personal Services	1,200,000	0	1,200,000	1,121,088.48
For Judicial Conference Travel	253,597	5,000	258,597	258,019.77
For State Contribution to Social Security	95,000	38,500	133,500	133,285.17
TOTAL, this section	$67,320,752	$28,500	$67,349,252	$65,009,552.78

SECTION 2. The following named sums, . . ., are appropriated to meet the ordinary and contingent expenses of the Supreme Court:

	Appproriation as Enacted	Net Transfers	Appropriation Net of Transfers	Amount Expended
For Personal Services	$2,702,900	$0	$2,702,900	$2,550,284.16
For Extra Help	22,930	0	22,930	16,141.78
For State Contribution to State Employees' Retirement	121,600	0	121,600	121,600.00
For State Contribution to Social Security	203,000	0	203,000	181,355.80
For Contractual Services	661,884	−104,040	557,844	510,155.59
For Travel	21,500	0	21,500	14,028.55
For Commodities	41,896	0	41,896	38,020.21
For Printing	357,588	102,300	459,888	454,828.90
For Equipment	155,956	0	155,956	142,999.99
For Electronic Data Processing	100,000	0	100,000	78,356.82
For Telecommunications	85,016	0	85,016	66,133.79
For Operation of Automotive Equipment	4,250	1,740	5,990	5,985.09
For National Center for State Courts	125,108	0	125,108	125,108.00
For Committee for Evaluation of Judicial Performance	50,000	0	50,000	2,142.90
For Supreme Court Study Court Financing	15,000	0	15,000	4,947.29
For Supreme Court Historical Committee	25,000	0	25,000	50.00
For Illinois Jury Instruction	20,000	10,000	30,000	26,397.40
For Sup. Ct. Study of Presentation of Death Row . . .	10,000	0	10,000	486.85
For Grant Matching Funds for Domestic Violence . . .	10,000	−10,000	0	0.00
For Impartial Medical	20,000	0	20,000	7,475.00
For Permanent Improvements	0	97,000	97,000	95,200.00
TOTAL, this section	$4,753,628	$97,000	$4,850,628	$4,441,698.12

1989 Supreme Court Expenses
January 1, 1989 - December 31, 1989

SECTION 3. The following named sums, . . ., are appropriated to the Supreme Court to meet the ordinary and contingent expenses of the Judges of the Appellate Courts, and the Clerks of the Appellate Courts, and the Appellate Judges Research Projects:

ADMINISTRATION OF THE FIRST APPELLATE DISTRICT	Appropriation as Enacted	Net Transfers	Appropriation Net of Transfers	Amount Expended
For Personal Services	$3,863,500	$0	$3,863,500	$3,365,149.82
For State Contribution to State Employees' Retirement	173,900	0	173,900	173,900.00
For State Contribution to Social Security	290,200	0	290,200	242,746.82
For Contractual Services	1,162,300	−45,200	1,117,100	1,098,275.95
For Travel	5,000	0	5,000	0.00
For Commodities	43,200	0	43,200	30,722.79
For Printing	27,300	0	27,300	26,673.86
For Equipment	86,100	55,000	141,100	125,665.13
For Electronic Data Processing	80,000	25,200	105,200	105,083.23
For Telecommunications	80,000	0	80,000	75,014.83
TOTAL, First District	$5,811,500	$35,000	$5,846,500	$5,243,232.43
ADMINISTRATION OF THE SECOND APPELLATE DISTRICT				
For Personal Services	$1,475,500	$0	$1,475,500	$1,307,986.38
For Extra Help	3,300	0	3,300	2,800.00
For State Contribution to State Employees' Retirement	66,500	0	66,500	66,500.00
For State Contribution to Social Security	111,100	0	111,100	86,048.79
For Contractual Services	361,800	−800	361,000	308,999.40
For Travel	6,600	0	6,600	2,207.36
For Commodities	25,000	0	25,000	18,696.86
For Printing	14,900	0	14,900	6,179.56
For Equipment	102,800	0	102,800	63,505.70
For Electronic Data Processing	35,500	800	36,300	36,065.69
For Telecommunications	38,500	0	38,500	22,339.99
TOTAL, Second District	$2,241,500	$0	$2,241,500	$1,921,329.73
ADMINISTRATION OF THE THIRD APPELLATE DISTRICT				
For Personal Services	$963,000	$0	$963,000	$882,294.13
For Extra Help	9,900	0	9,900	8,292.50
For State Contribution to State Employees' Retirement	43,800	0	43,800	43,800.00
For State Contribution to Social Security	73,100	0	73,100	62,165.99
For Contractual Services	219,800	32,000	251,800	244,171.94
For Travel	8,200	−6,500	1,700	712.79
For Commodities	12,700	2,000	14,700	10,946.37
For Printing	13,200	0	13,200	9,877.55
For Equipment	63,700	−3,000	60,700	48,788.50
For Electronic Data Processing	31,600	−4,500	27,100	17,406.53
For Telecommunications	43,400	−20,000	23,400	20,859.46
TOTAL, Third District	$1,482,400	$0	$1,482,400	$1,349,315.76
ADMINISTRATION OF THE FOURTH APPELLATE DISTRICT				
For Personal Services	$1,045,800	$0	$1,045,800	$917,382.03
For Extra Help	3,800	0	3,800	400.00
For State Contribution to State Employees' Retirement	47,200	0	47,200	47,200.00
For State Contribution to Social Security	78,800	0	78,800	64,436.19
For Contractual Services	131,300	0	131,300	111,063.88
For Travel	5,100	0	5,100	537.31
For Commodities	9,800	0	9,800	7,904.25
For Printing	9,400	0	9,400	5,057.92
For Equipment	58,000	0	58,000	49,607.30
For Electronic Data Processing	17,300	0	17,300	11,533.96
For Telecommunications	25,800	0	25,800	18,159.17
TOTAL, Fourth District	$1,432,300	$0	$1,432,300	$1,233,282.01

1989 Supreme Court Expenses
January 1, 1989 - December 31, 1989

ADMINISTRATION OF THE FIFTH APPELLATE DISTRICT	Appropriation as Enacted	Net Transfers	Appropriation Net of Transfers	Amount Expended
For Personal Services	$1,106,800	$0	$1,106,800	$977,085.84
For Extra Help	6,400	0	6,400	2,088.00
For State Contribution to State Employees' Retirement	50,100	0	50,100	50,100.00
For State Contribution to Social Security	83,600	−14,000	69,600	68,292.55
For Contractual Services	193,100	5,000	198,100	192,311.40
For Travel	9,100	0	9,100	2,251.29
For Commodities	13,100	5,000	18,100	14,430.03
For Printing	8,100	5,000	13,100	13,046.24
For Equipment	68,800	38,000	106,800	103,494.48
For Electronic Data Processing	12,000	1,000	13,000	12,783.51
For Telecommunications	29,000	−5,000	24,000	21,844.69
TOTAL, Fifth District	$1,580,100	$35,000	$1,615,100	$1,457,728.03
TOTAL SECTION 3	$12,547,800	$70,000	$12,617,800	$11,204,887.96

SECTION 4. The following named sums, . . ., are appropriated to the Supreme Court for the ordinary and contingent expenses of the Circuit Court:

	Appropriation as Enacted	Net Transfers	Appropriation Net of Transfers	Amount Expended
For Circuit Clerks' Additional Duties	$353,500	$0	$353,500	$353,500.00
For Mandatory Arbitration	750,000	−397,000	353,000	347,713.98
For Unified Probation Evaluation Systems	1	0	1	0.00
For D.U.I. Subsidies, Probation	1,623,000	0	1,623,000	1,597,159.91
For Grants-in-Aid	12,537,000	0	12,537,000	12,092,674.26
For Payment of . . . Probation . . . Subsidies	15,405,600	90,000	15,495,600	15,244,943.42
TOTAL, this section	$30,669,101	−$307,000	$30,362,101	$29,635,991.57

SECTION 5. The following named sums, . . ., are appropriated to the Supreme Court for the ordinary and contingent expenses of the Administrative Office of the Illinois Courts:

	Appproriation as Enacted	Net Transfers	Appropriation Net of Transfers	Amount Expended
For Personal Services	$4,680,000	$0	$4,680,000	$4,234,528.16
For Extra Help	10,000	0	10,000	9,990.78
For Official Court Reporters' Salaries	22,675,714	0	22,675,714	22,153,021.11
For State Contribution to State Employees' Retirement	1,231,000	0	1,231,000	1,231,000.00
For State Contribution to Social Security	2,054,400	−73,500	1,980,900	1,762,329.82
For Contractual Services	1,659,000	−115,000	1,544,000	1,472,809.75
For Travel	255,000	83,300	338,300	338,206.31
For Official Court Reporters' Travel	115,000	10,000	125,000	124,305.27
For Commodities	51,954	40,600	92,554	88,305.18
For Printing	198,848	−78,700	120,148	97,178.41
For Equipment	47,691	125,000	172,691	163,083.66
For Electronic Data Processing	1,175,000	308,000	1,483,000	1,476,465.62
For Telecommunications	509,829	−188,200	321,629	319,572.82
For Transcription Fees, Shorthand Reporters	1,900,000	0	1,900,000	1,899,445.35
For Court Reporter Training	5,000	0	5,000	4,657.82
For Probation Training	500,000	0	500,000	489,182.99
For Court Administrators Training	5,000	0	5,000	1,804.09
For Circuit Clerk Training	40,000	0	40,000	30,578.47
For Judicial Conference Contractual Services	252,925	0	252,925	221,242.53
For Out-of-State Educational Programs	70,000	0	70,000	51,932.40
For Strengthening Executive Component	15,000	0	15,000	14,312.68
For Research/Evaluation for Probation Programs	5,000	0	5,000	3,858.28
For Support to Committee on Op. of Circuit Courts	10,000	0	10,000	7,570.09
TOTAL, this section	$37,466,361	$111,500	$37,577,861	$36,195,381.59

1989 Supreme Court Expenses
January 1, 1989 - December 31, 1989

SECTION 6. The sum of $12,000, . . ., is appropriated to the Supreme Court for the contingent expenses of the Illinois Courts Commission:

	Appropriation as Enacted	Net Transfers	Appropriation Net of Transfers	Amount Expended
TOTAL, this section	$12,000	$0	$12,000	$0.00
TOTAL FY '89 GENERAL REVENUE APPROPRIATION General Revenue Funds	$152,769,642	$0	$152,769,642	$146,487,512.02

SECTION 6a. The sum of $2,000,000, or so much thereof as may be necessary, is appropriated from the Mandatory Arbitration Fund to the Supreme Court for Cook Co. Mandatory Arbitration Programs.

	Appropriation as Enacted	Net Transfers	Appropriation Net of Transfers	Amount Expended
TOTAL, this section Non-General Revenue Funds	$2,000,000	$0	$2,000,000	$0.00
TOTAL FY'89 NON-GENERAL REVENUE APPROPRIATION Non-General Revenue Funds	$2,000,000	$0	$2,000,000	$0.00

X
APPENDICES

APPENDIX A
CONSTITUTION OF 1970
ARTICLE VI — THE JUDICIARY

Section 1. Courts

The judicial power is vested in a Supreme Court, an Appellate Court and Circuit Courts.

Section 2. Judicial Districts

The State is divided into five Judicial Districts for the selection of Supreme and Appellate Court Judges. The First Judicial District consists of Cook County. The remainder of the State shall be divided by law into four Judicial Districts of substantially equal population, each of which shall be compact and composed of contiguous counties.

Section 3. Supreme Court — Organization

The Supreme Court shall consist of seven Judges. Three shall be selected from the First Judicial District and one from each of the other Judicial Districts. Four Judges constitute a quorum and the concurrence of four is necessary for a decision. Supreme Court Judges shall select a Chief Justice from their number to serve for a term of three years.

Section 4. Supreme Court — Jurisdiction

(a) The Supreme Court may exercise original jurisdiction in cases relating to revenue, mandamus, prohibition or habeas corpus and as may be necessary to the complete determination of any case on review.

(b) Appeals from judgments of Circuit Courts imposing a sentence of death shall be directed to the Supreme Court as a matter of right. The Supreme Court shall provide by rule for direct appeal in other cases.

(c) Appeals from the Appellate Court to the Supreme Court are a matter of right if a question under the Constitution of the United States or of this State arises for the first time in and as a result of the action of the Appellate Court, or if a division of the Appellate Court certifies that a case decided by it involves a question of such importance that the case should be decided by the Supreme Court. The Supreme Court may provide by rule for appeals from the Appellate Court in other cases.

Section 5. Appellate Court — Organization

The number of Appellate Judges to be selected from each Judicial District shall be provided by law. The Supreme Court shall prescribe by rule the number of Appellate divisions in each Judicial District. Each Appellate division shall have at least three judges. Assignments to divisions shall be made by the Supreme Court. A majority of a division constitutes a quorum and the concurrence of a majority of the division is necessary for a decision. There shall be at least one division in each Judicial District and each division shall sit at times and places prescribed by rules of the Supreme Court.

Section 6. Appellate Court — Jurisdiction

Appeals from final judgments of a Circuit Court are a matter of right to the Appellate Court in the Judicial District in which the Circuit Court is located except in cases appealable directly to the Supreme Court and except that after a trial on the merits in a criminal case, there shall be no appeal from a judgment of acquittal. The Supreme Court may provide by rule for appeals to the Appellate Court from other than final judgments of Circuit Courts. The Appellate Court may exercise original jurisdiction when necessary to the complete determination of any case on review. The Appellate Court shall have such powers of direct review of administrative action as provided by law.

Section 7. Judicial Circuits

(a) The State shall be divided into Judicial Circuits consisting of one or more counties. The First Judicial District shall constitute a Judicial Circuit. The Judicial Circuits within the other Judicial Districts shall be as provided by law. Circuits composed of more than one county shall be compact and of contiguous counties. The General Assembly by law may provide for the division of a circuit for the purpose of selection of Circuit Judges and for the selection of Circuit Judges from the circuit at large.

(b) Each Judicial Circuit shall have one Circuit Court with such number of Circuit Judges as provided by law. Unless otherwise provided by law, there shall be at least one Circuit Judge from each county. In the First Judicial District, unless otherwise provided by law, Cook County, Chicago, and the area outside of Chicago shall be separate units for the selection of Circuit Judges, with at least twelve chosen at large from

the area outside Chicago and at least thirty-six chosen at large from Chicago.

(c) Circuit Judges in each circuit shall select by secret ballot a Chief Judge from their number to serve at their pleasure. Subject to the authority of the Supreme Court, the Chief Judge shall have general administrative authority over his court, including authority to provide for divisions, general or specialized, and for appropriate times and places of holding court.

Section 8. Associate Judges

Each Circuit Court shall have such number of Associate Judges as provided by law. Associate Judges shall be appointed by the Circuit Judges in each circuit as the Supreme Court shall provide by rule. In the First Judicial District, unless otherwise provided by law, at least one-fourth of the Associate Judges shall be appointed from, and reside, outside Chicago. The Supreme Court shall provide by rule for matters to be assigned to Associate Judges.

Section 9. Circuit Courts — Jurisdiction

Circuit Courts shall have original jurisdiction of all justiciable matters except when the Supreme Court has original and exclusive jurisdiction relating to redistricting of the General Assembly and to the ability of the Governor to serve or resume office. Circuit Courts shall have such power to review administrative action as provided by law.

Section 10. Terms of Office

The terms of office of Supreme and Appellate Court Judges shall be ten years; of Circuit Judges, six years; and of Associate Judges, four years.

Section 11. Eligibility for Office

No person shall be eligible to be a Judge or Associate Judge unless he is a United States citizen, a licensed attorney-at-law of this State, and a resident of the unit which selects him. No change in the boundaries of a unit shall affect the tenure in office of a Judge or Associate Judge incumbent at the time of such change.

Section 12. Election and Retention

(a) Supreme, Appellate and Circuit Judges shall be nominated at primary elections or by petition. Judges shall be elected at general or judicial elections as the General Assembly shall provide by law. A person eligible for the office of Judge may cause his name to appear on the ballot as a candidate for Judge at the primary and at the general or judicial elections by submitting petitions. The General Assembly shall prescribe by law the requirements for petitions.

(b) The office of a Judge shall be vacant upon his death, resignation, retirement, removal, or upon the conclusion of his term without retention in office. Whenever an additional Appellate or Circuit Judge is authorized by law, the office shall be filled in the manner provided for filling a vacancy in that office.

(c) A vacancy occurring in the office of Supreme, Appellate or Circuit Judge shall be filled as the General Assembly may provide by law. In the absence of a law, vacancies may be filled by appointment by the Supreme Court. A person appointed to fill a vacancy 60 or more days prior to the next primary election to nominate Judges shall serve until the vacancy is filled for a term at the next general or judicial election. A person appointed to fill a vacancy less than 60 days prior to the next primary election to nominate Judges shall serve until the vacancy is filled at the second general or judicial election following such appointment.

(d) Not less than six months before the general election preceding the expiration of his term of office, a Supreme, Appellate or Circuit Judge who has been elected to that office may file in the office of the Secretary of State a declaration of candidacy to succeed himself. The Secretary of State, not less than 63 days before the election, shall certify the Judge's candidacy to the proper election officials. The names of Judges seeking retention shall be submitted to the electors, separately and without party designation, on the sole question whether each Judge shall be retained in office for another term. The retention elections shall be conducted at general elections in the appropriate Judicial District, for Supreme and Appellate Judges, and in the circuit for Circuit Judges. The affirmative vote of three-fifths of the electors voting on the question shall elect the Judge to the office for a term commencing on the first Monday in December following his election.

(e) A law reducing the number of Appellate or Circuit Judges shall be without prejudice to the right of the Judges affected to seek retention in office. A reduction shall become effective when a vacancy occurs in the affected unit.

Section 13. Prohibited Activities

(a) The Supreme Court shall adopt rules of conduct for Judges and Associate Judges.

(b) Judges and Associate Judges shall devote full time to judicial duties. They shall not practice law, hold a position of profit, hold office under the United States or this State or unit of local government or school district or in a political party. Service in the State militia or armed forces of the United States for periods of time permitted by rule of the Supreme Court shall not disqualify a person from serving as a Judge or Associate Judge.

Section 14. Judicial Salaries And Expenses — Fee Officers Eliminated

Judges shall receive salaries provided by law which shall not be diminished to take effect during their terms of office. All salaries and such expenses as may be provided by law shall be paid by the State, except that Appellate, Circuit and Associate Judges shall receive such additional compensation from counties within their district or circuit as may be provided by law. There shall be no fee officers in the judicial system.

Section 15. Retirement — Discipline

(a) The General Assembly may provide by law for the retirement of Judges and Associate Judges at a prescribed age. Any retired Judge or Associate Judge, with his consent, may be assigned by the Supreme Court to judicial service for which he shall receive the applicable compensation in lieu of retirement benefits. A retired Associate Judge may be assigned only as an Associate Judge.

(b) A Judicial Inquiry Board is created. The Supreme Court shall select two Circuit Judges as members and the Governor shall appoint four persons who are not lawyers and three lawyers as members of the Board. No more than two of the lawyers and two of the non-lawyers appointed by the Governor shall be members of the same political party. The terms of Board members shall be four years. A vacancy on the Board shall be filled for a full term in the manner the original appointment was made. No member may serve on the Board more than eight years.

(c) The Board shall be convened permanently, with authority to conduct investigations, receive or initiate complaints concerning a Judge or Associate Judge and file complaints with the Courts Commission. The Board shall not file a complaint unless five members believe that a reasonable basis exists (1) to charge the Judge or Associate Judge with willful misconduct in office, persistent failure to perform his duties, or other conduct that is prejudicial to the administration of justice or that brings the judicial office into disrepute, or (2) to charge that the Judge or Associate Judge is physically or mentally unable to perform his duties. All proceedings of the Board shall be confidential except the filing of a complaint with the Courts Commission. The Board shall prosecute the complaint.

(d) The Board shall adopt rules governing its procedures. It shall have subpoena power and authority to appoint and direct its staff. Members of the Board who are not Judges shall receive per diem compensation and necessary expenses; members who are Judges shall receive necessary expenses only. The General Assembly by law shall appropriate funds for the operation of the Board.

(e) A Courts Commission is created consisting of one Supreme Court Judge selected by that Court, who shall be its chairman, two Appellate Court Judges selected by that Court, and two Circuit Judges selected by the Supreme Court. The Commission shall be convened permanently to hear complaints filed by the Judicial Inquiry Board. The Commission shall have authority after notice and public hearing, (1) to remove from office, suspend without pay, censure or reprimand a Judge or Associate Judge for willful misconduct in office, persistent failure to perform his duties, or other conduct that is prejudicial to the administration of justice or that brings the judicial office into disrepute, or (2) to suspend, with or without pay, or retire a Judge or Associate Judge who is physically or mentally unable to perform his duties.

(f) The concurrence of three members of the Commission shall be necessary for a decision. The decision of the Commission shall be final.

(g) The Commission shall adopt rules governing its procedures and shall have power to issue subpoenas. The General Assembly shall provide by law for the expenses of the Commission.

Section 16. Administration

General administrative and supervisory authority over all courts is vested in the Supreme Court and shall be exercised by the Chief Justice in accordance with its rules. The Supreme Court shall appoint an administrative director and staff, who shall serve at its pleasure, to assist the Chief Justice in his duties. The Supreme Court may assign a Judge temporarily to any court and an Associate Judge to serve as an Associate Judge on any Circuit Court. The Supreme Court shall provide by rule for expeditious and inexpensive appeals.

Section 17. Judicial Conference

The Supreme Court shall provide by rule for an annual judicial conference to consider the work of the courts and to suggest improvements in the administration of justice and shall report thereon annually in writing to the General Assembly not later than January 31.

Section 18. Clerks of Courts

(a) The Supreme Court and the Appellate Court Judges of each Judicial District, respectively, shall appoint a clerk and other nonjudicial officers for their Court or District.

(b) The General Assembly shall provide by law for the election, or for the appointment by Circuit Judges, of clerks and other nonjudicial officers of the Circuit Courts and for their terms of office and removal for cause.

(c) The salaries of clerks and other nonjudicial officers shall be as provided by law.

Section 19. State's Attorneys — Selection, Salary

A State's Attorney shall be elected in each county in 1972 and every fourth year thereafter for a four year term. One State's Attorney may be elected to serve two or more counties if the governing boards of such counties so provide and a majority of the electors of each county voting on the issue approve. A person shall not be eligible for the office of State's Attorney unless he is a United States citizen and a licensed attorney-at-law of this State. His salary shall be provided by law.

APPENDIX B
ADMINISTRATIVE OFFICE OF THE ILLINOIS COURTS

Historical Development

The predecessor of the present Administrative Office of the Illinois Courts was a statutory entity created by the General Assembly in 1959 and was known as the Court Administrator's Office. The office was chiefly concerned with studying caseloads to determine the needs of individual courts for assistance and to provide a statistical background for further studies. It was superseded on January 1, 1964, by the Administrative Office of the Illinois Courts which was established by an amendment to the Judicial Article of the 1870 Constitution.

The 1964 Judicial Article directed that the "Supreme Court shall appoint an administrative director and staff, who shall serve at its pleasure, to assist the Chief Justice in his administrative duties." That provision was retained, virtually intact, by Section 16, Article VI of the 1970 Constitution. Thus, the fledgling administrator's office of 1959 was continued and conferred with constitutional dignity in 1964 and 1970. Two Illinois constitutional commentators, Messrs. Braden and Cohn, in analyzing this section have stated that "only five (states) have a constitutional office similar to the administrative director provided by Illinois . . .", and the authors noted that the constitutional grant of administrative power to the Supreme Court as exercised by the Chief Justice through the Administrative Director is an excellent "mechanism for a coordinated and efficient administration of the judicial system." Braden and Cohn, *The Illinois Constitution: An Annotated and Comparative Analysis,* on page 333.

During the years that it has been in existence, the Administrative Office has developed and correspondingly it has taken on, and has been assigned by the Supreme Court, greater duties and responsibilities. The growth of the office has been carefully nurtured by a succession of highly qualified and distinguished men: Henry P. Chandler, former administrator of the federal court system; Albert J. Harno, former dean of the University of Illinois College of Law; Hon. John C. Fitzgerald, a retired Circuit Judge and former dean of the School of Law of Loyola University, Chicago; John W. Freels, former general counsel of the Illinois Central Railroad; Roy O. Gulley, former Chief Judge of the Second Judicial Circuit; acting Director William M. Madden; and Samuel D. Conti, former Regional Director for the National Center for State Courts.

Today, the Administrative Office has more than 125 employees who serve the Supreme Court and supervise the activities of all the courts in the State and court-related personnel.

APPENDIX C
JUDICIAL SALARY STRUCTURE

Supreme Court Justices — $93,266
Appellate Court Judges — $87,780
Circuit Court Judges — $80,599
Associate Judges — $75,113

APPENDIX D

GENEALOGY OF JUDGES OF THE ILLINOIS SUPREME COURT

